




U.S.  
Department of  
Commerce

BUREAU OF  
THE CENSUS

U.S.  
Department of  
Housing and  
Urban Development

OFFICE OF POLICY  
DEVELOPMENT AND  
RESEARCH

# American Housing Survey for the Milwaukee Metropolitan Area in 1988



---

## Acknowledgments

This report presents data from the American Housing Survey, which was sponsored by the U.S. Department of Housing and Urban Development and conducted by the U.S. Bureau of the Census. It was prepared primarily under the direction of **Duane T. McGough**, Director, Housing and Demographic Analysis Division, Department of Housing and Urban Development, and **Daniel H. Weinberg**, Chief, Housing and Household Economic Statistics Division, Bureau of the Census.

**Duane T. McGough**, assisted by **Paul Burke**, **Connie Casey**, and **Iredia Irby**, was responsible for overseeing the American Housing Survey resultant report on behalf of the Department of Housing and Urban Development.

Within the Bureau of the Census, this report was developed in the Housing and Household Economic Statistics Division. It was prepared under the supervision of **Leonard J. Norry**, Assistant Division Chief for Housing Programs, by **Edward D. Montfort**, Chief, Coordination and Operations Branch, assisted by **Paul P. Harple, Jr.**, and **Jane S. Maynard**. Specific activities related to data collection procedures, statistical presentation, organization of the report, and preparation of text materials were performed by **Georgina Torres**, **Mary Lynn Fessler**, and **Barbara T. Williams**.

The operational aspects of the American Housing Survey were coordinated by the Demographic Surveys Division under the direction of **Sherry L. Courtland**, Chief, and **Thomas C. Walsh**, formerly Chief, by **Anne C. Jean**, assisted by **Edward A. Hayes**. Systems and processing procedures were performed under the direction of **Thomas J. Meerholz**, Assistant Division Chief. The computer programming and processing were performed under the supervision of **D. Richard Bartlett**, assisted by **Thomas Blatt**, **Thomas Iseman**, **Gail Burns**, and **Connie Lynch**. **Carl D. Jablin** was responsible for the clerical and keying procedures and scheduling.

Sampling and reinterview and related activities were performed by Statistical Methods Division under the direction of **Preston Jay Waite**, Chief. The planning of the sample design, weighting, and computation of sampling variances and standard errors was developed by **Robert Abramson** and **Richard Summers**. Implementation of the sample selection and preparation of sample controls were performed by **Danielle Gebhart**, **Dave Sheppard**, **Agnes Colbert**, **Doug Hillmer**, **Jim Morris**, **Jeff Wneck**, and **Vickie Quinkert** (Data Preparation Division, Jeffersonville, IN). Implementation of the 1980 census sample selection was performed in the Decennial Census Division by **George McLaughlin**. The preparation of field sample control and reinterview procedures was performed by **Sue Lord**. Reinterview design, analysis, and programming were conducted by **Irwin Schreiner** and **Tony Paternoster**.

Data collection, clerical processing, and data entry activities were administered by the Field Division under the management of **Stanley D. Matchett**, Chief. Publication planning, design, composition, editorial review, and printing planning and procurement were performed by the staff of Administrative and Publications Services Division, **Walter C. Odom**, Chief. Publication coordination and editing were performed by **Linda H. Ambill**.



# American Housing Survey for the **Milwaukee** Metropolitan Area in 1988

Issued November 1990

---



**U.S. Department  
of Commerce**

**Robert A. Mosbacher,  
Secretary**

**Thomas J. Murrin,  
Deputy Secretary**

**Michael R. Darby,  
Under Secretary  
for Economic Affairs**

**BUREAU OF  
THE CENSUS**

**Barbara Everitt Bryant,  
Director**



**U.S. Department  
of Housing and Urban  
Development**

**Jack Kemp,  
Secretary**

**OFFICE OF POLICY  
DEVELOPMENT AND  
RESEARCH**

**John C. Weicher,  
Assistant Secretary**

**Susan E. Woodward,  
Deputy Assistant  
Secretary for  
Economic Affairs**



---

**U.S. Department of Commerce  
BUREAU OF THE CENSUS**

**Barbara Everitt Bryant,**  
Director

**C.L. Kincannon,**  
Deputy Director

**William P. Butz,**  
Associate Director for  
Demographic Programs

**Roger Herriot,**  
Senior Demographic  
and Housing Analyst

**Daniel H. Weinberg,**  
Chief, Housing and Household  
Economic Statistics Division

**U.S. Department of  
Housing and Urban  
Development**

**OFFICE OF POLICY  
DEVELOPMENT AND  
RESEARCH**

**John C. Welcher,**  
Assistant Secretary

**Susan E. Woodward,**  
Deputy Assistant Secretary  
for Economic Affairs

**Duane T. McGough,**  
Director, Housing and  
Demographic Analysis Division

---

For sale by Data User Services Division, Customer Services (Publications),  
Bureau of the Census, Washington, DC 20233. Postage stamps not  
acceptable; currency submitted at sender's risk. Remittances from foreign  
countries must be by international money order or by a draft on a U.S. bank.



# CONTENTS

## Milwaukee

### Metropolitan Area

|              | Page |
|--------------|------|
| Map          | V    |
| Introduction | VII  |

Chapter 1  
All housing  
units

---

### List of Tables

#### TOTAL INVENTORY

|   |   |
|---|---|
| 1. Introductory Characteristics .....     | 1 |
| 2. Height and Condition of Building ..... | 2 |
| 3. Size of Unit and Lot .....             | 3 |
| 4. Selected Equipment and Plumbing .....  | 4 |
| 5. Fuels .....                            | 5 |
| 6. Housing and Neighborhood Quality ..... | 6 |
| 7. Financial Characteristics .....        | 7 |

|  | Chapter 2<br>Total<br>occupied | Chapter 3<br>Owner<br>occupied | Chapter 4<br>Renter<br>occupied | Chapter 5<br>Black<br>householder | Chapter 6<br>Hispanic<br>householder |
|--|--------------------------------|--------------------------------|---------------------------------|-----------------------------------|--------------------------------------|
|--|--------------------------------|--------------------------------|---------------------------------|-----------------------------------|--------------------------------------|

#### OCCUPIED UNITS

|   |    |    |    |     |     |
|---|----|----|----|-----|-----|
| 1. Introductory Characteristics .....   | 9  | 39 | 74 | 97  | 134 |
| 2. Height and Condition of Building .....   | 10 | 40 | 75 | 98  | 135 |
| 3. Size of Unit and Lot .....   | 11 | 41 | 76 | 99  | 136 |
| 4. Selected Equipment and Plumbing .....  | 12 | 42 | 77 | 100 | 137 |
| 5. Fuels .....  | 13 | 43 | 78 | 101 | 138 |
| 6. Failures in Equipment .....  | 14 | 44 | 79 | 102 | 139 |
| 7. Additional Indicators of Housing Quality .....                                   | 15 | 45 | 80 | 103 | 140 |
| 8. Neighborhood .....   | 16 | 46 | 81 | 104 | 141 |
| 9. Household Composition .....  | 17 | 47 | 82 | 105 | 142 |
| 10. Previous Unit of Recent Movers .....  | 19 | 49 | 84 | 107 | 144 |
| 11. Reasons for Move and Choice of Current Residence .....                          | 20 | 50 | 85 | 108 | 145 |
| 12. Income Characteristics .....  | 21 | 51 | 86 | 109 | 146 |
| 13. Selected Housing Costs .....  | 22 | 52 | 87 | 110 | 147 |
| 14. Value, Purchase Price, and Source of Down Payment .....                         | -  | 54 | -  | 112 | 149 |
| 15. Mortgage Characteristics .....  | -  | 55 | -  | 113 | 150 |
| 16. Repairs, Improvements, and Alterations .....                                    | -  | 57 | -  | 115 | 152 |
| 17. Rooms in Unit by Household and Unit Size, Income, and Costs .....               | 24 | 58 | 89 | 116 | 153 |
| 18. Square Footage by Household and Unit Size, Income, and Costs .....              | 26 | 60 | 90 | 118 | 155 |
| 19. Income, Costs, and Mortgage .....   | 28 | 62 | 91 | 120 | 157 |
| 20. Income of Families and Primary Individuals by Selected<br>Characteristics ..... | 31 | 64 | 92 | 123 | 160 |
| 21. Housing Costs by Selected Characteristics .....                                 | 35 | 68 | 95 | 127 | 164 |
| 22. Value by Selected Characteristics .....   | -  | 71 | -  | 131 | 168 |

## Appendixes

---

A. Definitions and Explanations of Subject Characteristics, and Facsimile of the  
American Housing Survey Questionnaire: 1988  
B. Source and Accuracy of the Data

---

---

App-1  
App-53

## Index

---

---

Index-1

Selected Subareas for Publication for 1988

---

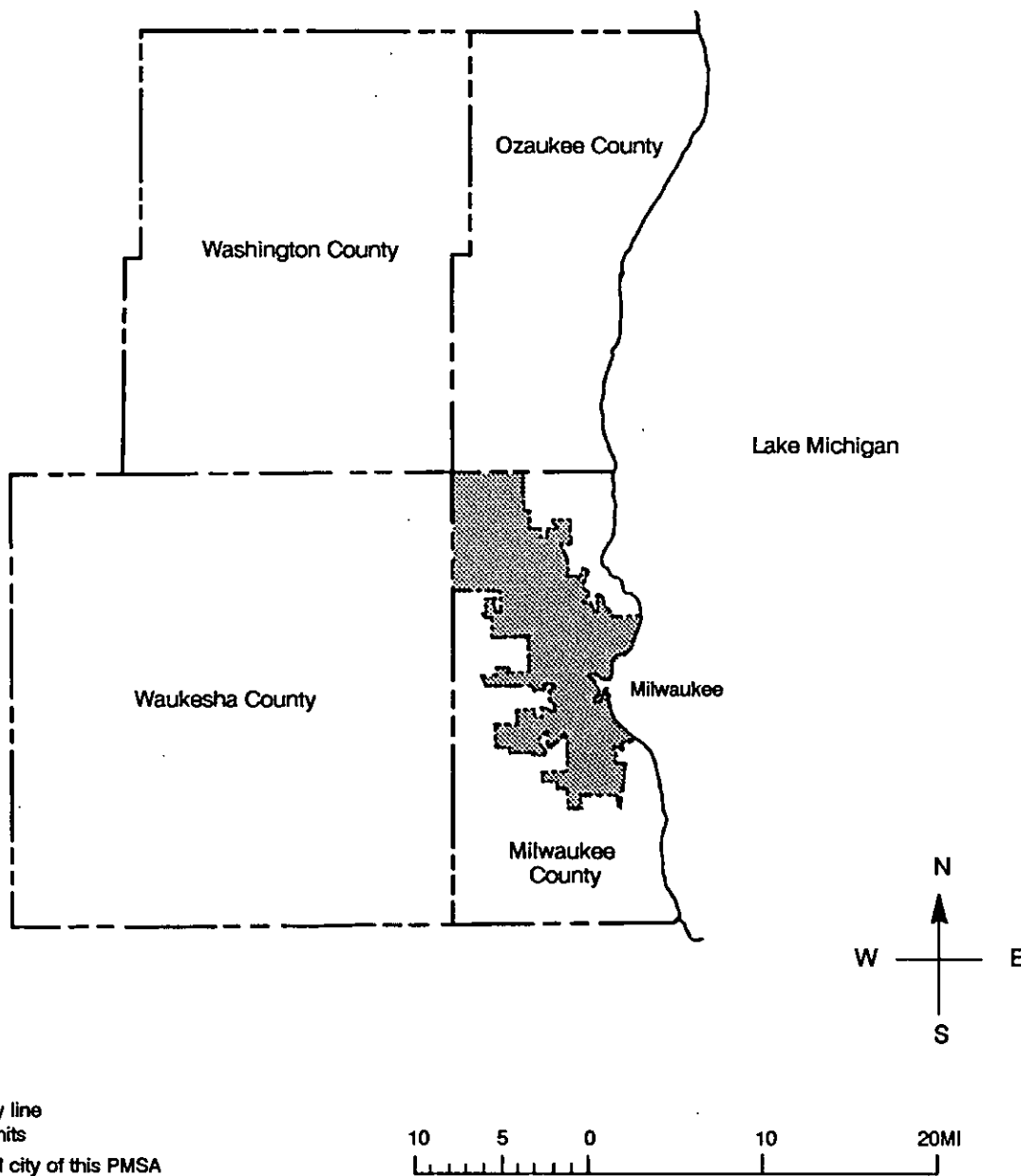
---


Inside back  
cover

# Primary Metropolitan Statistical Area



## Milwaukee, WI





## INTRODUCTION

|   |      |
|---|------|
| GENERAL.....  | VII  |
| Sample size .....   | VII  |
| Organization of text .....  | VIII |
| Contents of tables .....  | VIII |
| Derived figures (Medians, rates, etc.).....                                   | VIII |
| Symbols.....  | VIII |
| Boundaries.....   | VIII |
| Reports from the American Housing Survey.....                                 | IX   |
| SMSA reports from the Annual Housing Survey .....                             | IX   |
| ADDITIONAL DATA.....  | IX   |
| Public-use microdata files .....  | IX   |
| Microfiche of published reports.....  | IX   |
| DATA COLLECTION PROCEDURES.....   | IX   |
| PROCESSING PROCEDURES .....   | IX   |
| QUALIFICATIONS OF THE DATA.....   | IX   |
| Comparison with the 1984 American Housing Survey Metropolitan Sample.....     | X    |
| Comparison with the 1974 through 1983 Annual Housing Survey .....             | X    |
| Comparison with the 1980 Census of Housing.....                               | XII  |
| DATA FOR MINORITY HOUSEHOLDS.....   | XII  |
| List of American Housing Survey metropolitan areas by year of interview ..... | XIII |
| List of Annual Housing Survey SMSA's by original publication groups.....      | XIII |
| Charts .....  | XIV  |

### GENERAL

This report presents statistics on housing and household characteristics from the 1988 American Housing Survey Metropolitan Sample (AHS-MS), conducted in 11 selected metropolitan areas. For a list of these areas, see page XIII. Prior to redesign, the AHS was called the Annual Housing Survey. The name was changed to the American Housing Survey since the National Sample (AHS-N) is no longer conducted annually but every other year in odd numbered years. The AHS was designed to provide a current series of information on the size and composition of the housing inventory, the characteristics of its occupants, indicators of housing and neighborhood quality, and the characteristics of recent movers. The survey, performed for the Department of Housing and Urban Development, is authorized under sections 501 and 502 (d), 502

(e), and 502 (f) of the Housing and Urban Development Act of 1970, Title 12, United States Code 1701z-1 and 1701z-2. The Bureau of the Census is authorized under Title 31, United States Code, Section 686, to perform special work or services for Federal agencies.

The statistics presented in this report are based on information from a sample of housing units. The information for the 1988 AHS-MS was collected by interviewers from May 1988 through December 1988 for the metropolitan areas interviewed. (See paragraph "Sample size.")

These reports are issued jointly by the Department of Housing and Urban Development and the Bureau of the Census for each of the 11 metropolitan areas in the 1988 survey. The content and procedures of the American Housing Survey were determined after consultation with a variety of users of housing data and through field pretesting. The data for many of the subjects covered in this report are the same as those collected in the 1980 Census of Housing, the 1973 through 1983 Annual Housing Surveys, and the 1984 through 1987 American Housing Surveys. The data for a few items may not be comparable due to definitional changes in 1984 and beyond (redesigned AHS). See the section titled "Qualifications of the data." A number of new items were introduced in the redesigned AHS on subjects such as household income, type of primary mortgage, lot size, and square footage of the housing unit.

More detailed information on the technical and procedural matters covered in the text of the report can be obtained by writing to the Director, Bureau of the Census, Washington, DC 20233.

**Sample size.** The statistics presented in this report are based on a sample of housing units and are, therefore, subject to sampling variability. One sample size was employed in the 1988 survey. All 11 metropolitan areas were represented by a sample of about 4,000 designated housing units. The sample size is divided between the central city or cities and the balance of the respective area based on the proportionate distribution of all housing units in the entire area.

The sample was selected from units enumerated in the 1970 census and updated to include units constructed since 1970. In addition, sample cases were selected from the 1980 census to represent areas added to the metropolitan boundaries since 1973. Detailed information on the sample design, size of sample, estimation procedure, and sampling variability associated with these data is given in appendix B.

**Organization of the text.** The text consists of this introduction and appendixes A and B, which appear after the data tables. Appendix A describes the geographic area classifications, provides definitions and explanations of the subjects covered in this report, and contains a facsimile of the questionnaire and control card. Appendix B presents information on sample design, estimation, and accuracy of the data.

**Contents of the tables.** The tables in this report are organized into six chapters. Chapter 1 presents statistics on the total housing inventory, including vacant units; chapter 2, statistics on total occupied housing units; chapter 3, statistics on owner-occupied housing units; chapter 4, statistics on renter-occupied housing units; chapter 5, statistics on occupied housing units with a Black householder; and chapter 6, statistics on occupied housing units with a householder of Hispanic origin. In chapters 2 through 6, separate data are shown for three selected subareas of each metropolitan area as indicated in the boxhead for each table. For a list of the selected subareas in each metropolitan area, see the inside back cover of this report.

In chapter 1, table 1 presents general housing characteristics; tables 2 and 6, condition and quality of the unit and the neighborhood; table 3, size of the unit and lot; tables 4 and 5, equipment and fuels; and table 7, financial characteristics. In chapters 2 through 6, table 1 presents general housing characteristics; tables 2, 7, and 8, condition and quality of the unit and the neighborhood; tables 3, 17, and 18, size of the unit and lot; tables 4 through 6, equipment and fuels; table 9, household composition; tables 10 and 11, recent movers; and tables 12 through 16 and 19 through 22, financial characteristics. All tables are not shown in all six chapters when the universes are restricted. For example, tables 14 through 16 are not shown in the renter-occupied chapter (chapter 4) as these tables are restricted to owner-occupied units.

Tables 20 through 22 are cross tabulations of financial characteristics by a variety of other characteristics.

Table 20 cross tabulates income of families and primary individuals by selected housing and household characteristics. Table 21 cross tabulates monthly housing costs by most of the same characteristics as shown in table 20. Table 22 cross tabulates value by similar characteristics.

All of the financial characteristics shown in this report, except those in table 19, are shown for all renters and/or all owners. Prior to the redesigned AHS, the Annual Housing Survey reported characteristics such as value and rent for specified owners and specified renters only. Specified owners are single-family, owner-occupied units on less than 10 acres with no business or medical office. Specified renters exclude single-family units on 10 acres or more. Table 19 in this report presents financial characteristics for specified owners and specified renters. This table can be used when making comparisons with 1983 and earlier years.

**Derived figures (medians, rates, etc.).** Shown in this report are percents, medians, ratios, and rates. The median, which is a type of average, is the middle value in a distribution; i.e., the median divides the distribution into two equal parts—one-half of the cases fall below the median and one-half of the cases exceed the median. Derived figures are not presented, but indicated by three dots (...) if there are less than 25 sample cases in the distribution or the base.

The medians shown in this report are based on unrounded data and may differ from medians calculated from the published rounded data. All medians are rounded. The method of rounding depends on the characteristic being measured. For the method of rounding with each specific median, see the definitions in appendix A for the specific characteristic being measured.

The rental vacancy rates shown in chapter 1 are computed by dividing the total vacant-for-rent units with a given characteristic by the total rental inventory with the same characteristic. The total rental inventory consists of the renter-occupied units, vacant units rented but not yet occupied at the time of interview, and the vacant units for rent.

Poverty level as used in the American Housing Survey is based on household income rather than the income of families, unrelated subfamilies, and unrelated individuals separately as is the case in officially published poverty statistics. See the "Qualifications of the Data" section of this introduction.

Shown in chapters 2 through 6 are data for units with severe or moderate problems. Units with severe problems include those units with severe problems in one or more of the following: plumbing facilities, heating equipment, electricity, upkeep, and hallways. Units with moderate problems include those units with moderate problems in one or more of the following: plumbing facilities, heating equipment, upkeep, hallways, and kitchens. A unit with one or more severe problems is counted as such whether or not it has a moderate problem and is not counted with units having moderate problems even if one exists. For a detailed description of how moderate and severe problems are derived, see appendix A, page App-14.

**Symbols.** A dash (-) signifies zero or a number which rounds to zero. Three dots (...) in a data column mean not applicable or that the base for a derived figure is too small for it to be shown. The symbol "NA" means not available.

**Boundaries.** The data shown in this report series relate to metropolitan areas as defined by the Office of Management and Budget (OMB) in 1983. The counties included in each AHS area definition are identical to those included in the official OMB definition. In many AHS areas, however, the data presented for central cities do not always include the identical central cities as the official OMB definition. For comparison purposes in this series, selected data are shown using 1970 boundaries; which may differ from 1983

boundaries. In this report, data for "1970 central cities" and data for "1970 boundaries of SMSA" refer to the same central city and counties as in 1983. (See map on page V for 1983 definitions.)

**Reports from the American Housing Survey.** The AHS-MS survey is conducted in 44 selected metropolitan areas divided into 4 groups of approximately 11 each, with a group to be interviewed once every 4 years on a rotating basis. The 1988 survey is the second recent visit to the group of 11 metropolitan areas initially visited in 1984. A listing of these areas by the year of interview can be found on page XIII. Reports from the AHS-MS are published under series H-170. Any supplemental metropolitan reports are published under Series H-171.

Reports from the AHS-N are published under series H-150. Any supplemental national reports are published under series H-151. Data for the national reports are collected every other year in odd-numbered years from a sample of housing units that is independent of the metropolitan reports. AHS-N reports present data for the United States, inside and outside MSA's, urban and rural, and the four census regions. The first AHS national was conducted from August to December 1973. The national report is similar in format to the metropolitan reports.

**SMSA reports from the Annual Housing Survey.** From 1974 through 1983, the AHS SMSA surveys were conducted in 60 selected SMSA's originally divided into groups of 20 each, with a group to be interviewed once every 3 years on a rotating basis. A listing of the SMSA's by the original three groups can be found on page XIII. The years for which reports are available for individual SMSA's are provided on this listing.

## ADDITIONAL DATA

**Public-use microdata files.** For the data user whose needs are not met by the available tabulations, the Census Bureau also has made available computerized microdata (individual respondent records) from both the metropolitan and national samples. Except for names and addresses, the AHS microdata provide essentially all the information obtained from each household or vacant unit. The Census Bureau's confidentiality guidelines prescribe that individuals and specific addresses remain anonymous.

Confidentiality guidelines further prescribe that individual records cannot be associated with areas having fewer than 100,000 people based on 1980 census results. The redesigned metropolitan file identifies nearly all central cities, counties, and zones (selected groups of census tracts) which have a 1980 population of 100,000 or more persons. The 1987 national file identifies the four census geographic regions, urban/rural residence, and metropolitan/nonmetropolitan residence as well as all central cities and urbanized areas<sub>3</sub> in the sample which satisfy the

100,000 population confidentiality requirement. Prior to redesign, AHS public-use microdata files only identified geographic areas that have a 1970 census population of 250,000 persons.

Microdata computer tapes from the AHS are available on a cost-per-reel basis from Data User Services Division, Customer Services (Tapes), Bureau of the Census, Washington, DC 20233.

**Microfiche of published reports.** Microfiche copies for national and MSA published reports are available from Data User Services Division, Customer Services (Microfiche), Bureau of the Census, Washington, DC 20233.

## DATA COLLECTION PROCEDURES

The redesigned American Housing Survey was conducted by interviewers who obtained the information from the occupants or, if the unit was vacant, from informed persons such as landlords, rental agents, or knowledgeable neighbors. The information reported by the interviewer reflected the situation at the time of the survey, which began in May 1988 and continued through December 1988 for the metropolitan areas interviewed.

Data were collected for sample housing units located in the counties and independent cities that make up the 11 MSA's surveyed for the 1988 AHS. A sample of housing units was selected in these areas from the 1970 census and updated by a sample of addresses from building permits to include housing units added since 1970, and a sample of addresses from the 1980 census to represent counties added to the metropolitan area definitions as of 1983. Estimates of the counts and characteristics of the inventory were obtained for these sample units. A more detailed description of the survey design and sampling procedures can be found in appendix B.

## PROCESSING PROCEDURES

The questionnaire and control card used for the AHS-MS redesign were of the conventional type on which the interviewer recorded the information by marking precoded check boxes or by writing in the entries. Census clerks edited and coded the documents. The information was then data keyed directly to magnetic tape which was processed on the Census Bureau's computers through a number of editing and tabulating steps. A facsimile of both the control card and the questionnaire appears at the end of appendix A.

## QUALIFICATIONS OF THE DATA

Since the estimates in this report are based on a sample, they may differ somewhat from the figures that would have been obtained from a complete census using

the same questionnaire, instructions, and interviewers. Particular care should be exercised, therefore, in the interpretation of figures based on relatively small numbers of cases as well as small differences between figures. As in any survey work, the results are subject to errors of response and nonreporting and to sampling variability. For a further discussion of the accuracy of the data, see appendix B.

In all metropolitan areas, significant numbers of households who reported incomes below poverty also reported housing costs that were 70 percent or more of their income. A review of individual records indicates that many of these households actually reported housing costs higher than their income. Such a situation can indeed happen temporarily as people use their savings or build up debt. It can also happen when people whose actual income is above poverty, under report their income because they consider the question too personal, or for some other reason. We do know that AHS income is under reported. Also, the Consumer Expenditures Survey shows that nationwide less than 10 percent of the poor devote over 70 percent of their total expenditures to housing. Therefore, the AHS data for poverty households with housing costs 70 percent or more of their income should be analyzed with caution.

Research indicates that the AHS slightly under-reports income when compared with the Current Population Survey (CPS). This may cause some over reporting of poverty by the AHS in some metropolitan areas. The official poverty estimates are obtained from the CPS. In addition, there is some evidence that the under reporting of income may be more significant in elderly households (householder 65 years of age and over). We wish to remind analysts that poverty data are published in the AHS not as an official count of households in poverty, but to show the housing characteristics of low-income households. For further discussions of income and poverty, see the introduction of the *American Housing Survey of the United States in 1987*, Series H-150 report.

**Comparison with the 1984 American Housing Survey Metropolitan Sample.** The concepts, definitions, data collection, and processing procedures are essentially the same for both the 1984 and 1988 American Housing Survey Metropolitan Samples.

It was discovered, however, that the 1984 AHS estimate of married-couple families with no nonrelatives was slightly overestimated due to an error in programming. There were a few two-or-more-person households with nonrelatives which were tabulated as married-couple families with no nonrelatives. They should have been counted under two-or-more-person households as either other male or other female householder. This error was corrected in 1988.

The States of California, Connecticut, New Jersey, New York, and Massachusetts, as well as the District of Columbia, are the only States which have metropolitan areas with rent control. As a result, only 3 of the 11 metropolitan

areas in 1988 show an estimate of rent control units. These include: Buffalo, NY; Providence-Pawtucket-Warwick, RI-MA; and San Jose, CA. If a respondent answered "yes" to rent control in the remaining eight metropolitan areas, the answer was edited to "no."

For the items "Amount of Savings and Investments" and "Food Stamps," data are restricted to families and primary individuals with incomes of \$25,000 or less per year. In 1984, data were restricted to families and primary individuals with incomes of \$20,000 or less per year.

Two new items were introduced in the 1988 AHS. The first item is "Time sharing." This item is restricted to vacant housing units, including units with usual residence elsewhere (JRE's). For a detailed definition of "Time sharing," see appendix A, page App-6. The second item is "Median monthly housing costs for owners." Two medians are shown separately. The first median in the new item includes maintenance costs in addition to those items included in the item "Monthly housing costs." The second median excludes second and subsequent housing mortgages, installment loans or contracts, and maintenance costs, but includes all remaining items listed in "Monthly housing costs." For detailed definitions of "Monthly housing costs" and "Median monthly housing costs for owners," see appendix A, page App-19.

**Comparison with the 1974 through 1983 Annual Housing Survey.** Most of the subjects in the 1988 and 1984 American Housing Survey Metropolitan Samples (AHS-MS) are the same as those in pre-redesign (1974 through 1983) Annual Housing Survey metropolitan samples. Beginning with 1984, the AHS-MS was redesigned, including the introduction of a new questionnaire. Most of the changes made in redesign were made to improve the quality of the data. As a result of these changes, however, several items in the redesigned AHS-MS are not comparable to similar data in 1974 through 1983. All comparisons made between 1988 (or 1984) and 1974 through 1983 should be made with caution. Listed below are major differences noted as a result of redesign. The list may not be all inclusive. Differences noted as of the time of this publication include:

*Inventory changes as a result of AHS redesign.* In the redesigned AHS-MS, vacant mobile homes are included in the inventory. Prior to redesign, such units were not counted. These units should not be considered when estimating inventory change between redesigned AHS-MS surveys and 1974 through 1983 AHS-MS surveys.

*Units in structure.* In the 1974 through 1983 AHS-MS, data on units in structure were based on the respondents answer to one question, "How many living quarters, both occupied and vacant, are there in this house (building)?" In the redesigned AHS-MS, data on units in structure were based on the respondents answers to a series of questions (see item 20 through 23 on page 3 of the questionnaire in appendix A). The method of collecting units-in-structure



data in the redesigned AHS-MS was revised as previous AHS experience has shown the concept to be difficult for the respondents. Respondents particularly had difficulty distinguishing between single-family attached and multiunit structures. As a result of this change, the estimated number of one-unit attached structures declined in some MSA's between 1988 and interview dates prior to 1984. It is estimated that the pre-redesign (1974 through 1983) AHS-MS, on average, overestimated the numbers of one-unit attached structures by approximately 25 percent. The level of overestimation may vary significantly between metropolitan areas. Units incorrectly classified as one-unit attached in previous survey years are, in redesign, correctly classified as being in multiunit structures.

*Rooms in Units.* In the 1974 through 1983 AHS-MS, respondents answered a single question asking for a total count of rooms in a unit. The potential to miss specific rooms is high in a question of this type. In the redesigned AHS, respondents were asked for a count of each specific type of room. The answers to these questions are then added together in the tabulations to provide a total count of rooms. Far fewer rooms should be missed in this series of questions. Based on research done for the 1985 American Housing Survey National Sample (AHS-N), it is assumed that the 1974 through 1983 AHS-MS estimates of one- and two-room units are too high, resulting in low estimates for median number of rooms in many metropolitan areas.

*Plumbing facilities.* The data on plumbing facilities are suppressed in this report. Changes in the questionnaire have resulted in serious deficiencies in these data. In the 1974 through 1983 AHS-MS, respondents were asked a question on complete plumbing facilities which specified to the respondents the components necessary for complete plumbing (i.e., hot and cold piped water, a flush toilet, and a bathtub or shower). The question further insured that these facilities were only for the use of occupants of the unit in which they were located (exclusive use). In those units with complete plumbing, an additional question was asked as to how many bathrooms there were.

In the redesigned AHS, respondents are first asked how many bathrooms they have. If they answer one or more bathrooms, questions on plumbing facilities are not asked; the unit is assumed to have complete plumbing facilities for exclusive use. Although the redesigned definition of a bathroom requires hot and cold piped water, a sink, a flush toilet, and a bathtub or shower, this definition is not read to the respondent as it was before redesign. Also, nothing in the question requires the bathroom to be only for the use of the occupants of the sample unit (exclusive use). We believe that the redesigned AHS is counting a significant number of units as having complete plumbing for exclusive use because respondents for these units reported having a bathroom when, in fact, either the bathroom does not contain all plumbing facilities or the facilities are shared by persons living in another unit. Based on previous years

AHS data, we believe that "completeness" is more of a problem than "exclusive use."

In future AHS surveys, the questionnaire items on bathrooms and plumbing will be redesigned to provide more accurate estimates. Units lacking complete plumbing facilities are included in the count of units with severe physical problems. The number of units with severe physical problems may also be underestimated. The level of underestimation, however, may not be too large, as units which should have been counted as having severe problems due to plumbing, but were not so counted, may still be included as having severe problems for some other reason (heating, electrical, upkeep, or hallway problems).

*Kitchens.* In 1974 through 1983 AHS-MS, vacant units lacking kitchen facilities were counted as having them if it was intended for future occupants to have the facilities. It was felt that this instruction caused underestimates of units lacking kitchen facilities in some areas of the country where kitchen facilities are made available to prospective tenants. The instruction was dropped in the redesigned AHS. In the redesigned AHS, vacant units are counted as lacking complete kitchen facilities if one or more of the facilities is absent regardless of what will be present when new occupants move in. It is now felt that the new procedures produced overestimates of units lacking facilities in areas of the country where the facilities are normally provided by the incoming tenants. It may well be that a simple, ideal way of measuring kitchen facilities for vacant units does not exist.

Also, in the redesigned AHS, existence of each component of a kitchen is asked separately. In the 1974 through 1983 AHS-MS, the existence of complete kitchen facilities was obtained through the answer to one question. It is felt that the 1974 through 1983 AHS underestimated the number of units lacking complete kitchen facilities as some of the respondents who reported having complete kitchen facilities lacked one or more of them. This is less likely to happen when the existence of each facility is asked separately as in the redesigned AHS.

In addition to the inclusion of vacant mobile homes as housing units, as mentioned above, there are two additional minor changes to the housing unit definition.

One minor difference in the definition is the 1974 through 1983 requirement that a housing unit must have either direct access from the outside or through a common hallway, or complete kitchen facilities for the exclusive use of the occupants. In the redesigned American Housing Survey, the complete kitchen facilities alternative was dropped with direct access required of all units. A second minor difference is in the definition of group quarters. In the 1974 through 1983 Annual Housing Survey, a household containing 5 or more persons unrelated to the householder was considered to be group quarters. In the redesigned AHS, the cutoff was changed to 9 or more persons unrelated to the householder.

There are also some minor differences in the definition or presentation of several subjects. The 1974 through 1983 AHS reports presented data on gross rent for renter-occupied units, contract rent for vacant-for-rent units, and selected monthly housing costs for owner-occupied housing units. The same basic data is presented for all three groups in the redesigned AHS except that the subject is titled "monthly housing costs" for all three universes on all tables to ease presentation of the data on tables where more than one of the universes occur. For a detailed definition of "monthly housing costs" see page App-19 of appendix A.

The characteristics of new construction units are based on units constructed during the last 4 years in the AHS redesign. Prior to the AHS-MS redesign, characteristics of new construction were based on units built since the last survey which varied from being a 3- to 4-year period.

In the AHS redesign, some of the data for recent movers are based on the householder's characteristics and some are based on characteristics of the respondent who may or may not be the householder. Before AHS redesign, all recent-mover data were based on the householder's characteristics.

A number of new items were introduced in the AHS-redesign including lot size, square footage, units with severe or moderate problems, elderly householder, and detailed information on mortgages, etc. For detailed definitions and qualifications of these and other items please see appendix A.

**Comparison with the 1980 Census of Housing.** Care should be exercised in making comparisons between the redesigned AHS-MS reports and the 1980 Census of Housing results. Differences in the data may reflect such factors as the use of direct interview in the AHS contrasted with extensive use of self-enumeration in the census, the time periods during which the data were collected (possible seasonal effects), sample designs, estimation procedures used, sampling variability of the estimates, and the processing procedures.

See the section "Comparability with the 1980 Census of Housing Data" in appendix A for further discussion.

More detailed information on the technical and procedural matters covered in the text of this report can be obtained by writing to the Director, Bureau of the Census, Washington, DC 20233.

## **DATA FOR MINORITY HOUSEHOLDS**

In the redesigned AHS metropolitan reports, separate chapters are shown for housing units with a Black householder and housing units with a Hispanic householder (chapters 5 and 6, respectively). In any metropolitan area where a minority group is represented by less than 75 sample cases, chapters 5 and 6 are suppressed. In metropolitan areas with suppressed chapters, summary characteristics for minority households are still shown under the appropriate columns (Black or Hispanic) in chapters 2, 3, and 4.

For this metropolitan area, chapter 5 for Black households and chapter 6 for Hispanic households are shown.

**List of American Housing Survey Metropolitan Areas  
by Year of Interview**

| Name   | Years for which reports are published 19— | Name   | Years for which reports are published 19— | Name  | Years for which reports are published 19— | Name                                | Years for which reports are published 19— |
|--|---|--|---|---|---|-------------------------------------|---|
| Birmingham, AL, MSA                              | 84,88                                     | Boston, MA-NH, CMSA                                | 85  | Anaheim-Santa Ana, CA, PMSA <sup>1</sup>                | 86  | Atlanta, GA, MSA                    | 87  |
| Buffalo, NY, CMSA <sup>1</sup>                   | 84,88                                     | Dallas, TX, PMSA <sup>1</sup>                      | 85  | Cincinnati, OH-KY-IN, PMSA <sup>1</sup>                 | 86  | Baltimore, MD, MSA                  | 87  |
| Cleveland, OH, PMSA <sup>1</sup>                 | 84,88                                     | Detroit, MI, PMSA                                  | 85  | Denver, CO, CMSA  | 86  | Chicago, IL, area PMSA's            | 87  |
| Indianapolis, IN, MSA <sup>1</sup>               | 84,88                                     | Fort Worth-Arlington, TX, PMSA                     | 85  | Kansas City, MO-KS, CMSA                                | 86  | Columbus, OH, MSA                   | 87  |
| Memphis, TN-AR-MS, MSA                           | 84,88                                     | Los Angeles-Long Beach, CA, PMSA <sup>1</sup>      | 85  | Miami-Ft. Lauderdale, FL, CMSA                          | 86  | Hartford, CT, CMSA                  | 87  |
| Milwaukee, WI, PMSA <sup>1</sup>                 | 84,88                                     | Minneapolis-St. Paul, MN-WI, MSA                   | 85  | New Orleans, LA, MSA                                    | 86  | Houston, TX, area PMSA's            | 87  |
| Norfolk-Virginia Beach-Newport News, VA, MSA     | 84,88                                     | Philadelphia, PA-NJ, PMSA <sup>1</sup>             | 85  | Pittsburgh, PA, CMSA                                    | 86  | New York-Nassau-Suffolk, NY, PMSA's | 87  |
| Oklahoma City, OK, MSA                           | 84,88                                     | Phoenix, AZ, MSA <sup>1</sup>                      | 85  | Portland, OR-WA, CMSA                                   | 86  | Northern NJ area PMSA's             | 87  |
| Providence-Pawtucket-Warwick, RI-MA, area PMSA's | 84,88                                     | San Francisco-Oakland, CA area PMSA's <sup>1</sup> | 85  | Riverside-San Bernardino-Ontario, CA, PMSA <sup>1</sup> | 86  | St. Louis, MO-IL, CMSA              | 87  |
| Salt Lake City, UT, MSA                          | 84,88                                     | Tampa-St. Petersburg, FL, MSA                      | 85  | Rochester, NY, MSA                                      | 86  | San Diego, CA, MSA <sup>1</sup>     | 87  |
| San Jose, CA, PMSA                               | 84,88                                     | Washington, DC-MD-VA, MSA                          | 85  | San Antonio, TX, MSA                                    | 86  | Seattle-Tacoma, WA, CMSA            | 87  |

<sup>1</sup>Counties (or county equivalents) comprising the metropolitan area are the same as the 1974-83 AHS.

**List of Annual Housing Survey SMSA's by Original Publication Groups**

| Group A                            | Years for which reports are published 19— | Group B                              | Years for which reports are published 19— | Group C                             | Years for which reports are published 19— |
|------------------------------------|---|--------------------------------------|---|-------------------------------------|---|
| Albany-Schenectady-Troy, NY        | 74, 77, 80                                | Atlanta, GA                          | 75, 78, 82                                | Allentown-Bethlehem-Easton, PA-NJ   | 76, 80                                    |
| Anaheim-Santa Ana-Garden Grove, CA | 74, 77, 81                                | Chicago, IL                          | 75, 79, 83                                | Baltimore, MD                       | 76, 79, 83                                |
| Boston, MA                         | 74, 77, 81                                | Cincinnati, OH-KY-IN                 | 75, 78, 82                                | Birmingham, AL                      | 76, 80                                    |
| Dallas, TX                         | 74, 77, 81                                | Colorado Springs, CO                 | 75, 78                                    | Buffalo, NY                         | 76, 79                                    |
| Detroit, MI                        | 74, 77, 81                                | Columbus, OH                         | 75, 78, 82                                | Cleveland, OH                       | 76, 79                                    |
| Fort Worth, TX                     | 74, 77, 81                                | Hartford, CT                         | 75, 79, 83                                | Denver, CO                          | 76, 79, 83                                |
| Los Angeles-Long Beach, CA         | 74, 77, 80                                | Kansas City, MO-KS                   | 75, 78, 82                                | Grand Rapids, MI                    | 76, 80                                    |
| Madison, WI*                       | 75, 77, 81                                | Miami, FL                            | 75, 79, 83                                | Honolulu, HI                        | 76, 79, 83                                |
| Memphis, TN-AR                     | 74, 77, 80                                | Milwaukee, WI                        | 75, 79                                    | Houston, TX                         | 76, 79, 83                                |
| Minneapolis-St. Paul, MN           | 74, 77, 81                                | New Orleans, LA                      | 75, 78, 82                                | Indianapolis, IN                    | 76, 80                                    |
| Newark, NJ                         | 74, 77, 81                                | Newport News-Hampton, VA             | 75, 78                                    | Las Vegas, NV                       | 76, 79                                    |
| Orlando, FL                        | 74, 77, 81                                | Paterson-Clifton-Passaic, NJ         | 75, 78, 82                                | Louisville, KY-IN                   | 76, 80, 83                                |
| Phoenix, AZ                        | 74, 77, 81                                | Philadelphia, PA-NJ                  | 75, 78, 82                                | New York, NY                        | 76, 80, 83                                |
| Pittsburgh, PA                     | 74, 77, 81                                | Portland, OR-WA                      | 75, 79, 83                                | Oklahoma City, OK                   | 76, 80                                    |
| Saginaw, MI                        | 74, 77, 80                                | Rochester, NY                        | 75, 78, 82                                | Omaha, NE-IA                        | 76, 79                                    |
| Salt Lake City, UT                 | 74, 77, 80                                | San Antonio, TX                      | 75, 78, 82                                | Providence-Pawtucket-Warwick, RI-MA | 76, 80                                    |
| Spokane, WA                        | 74, 77, 81                                | San Bernardino-Riverside-Ontario, CA | 75, 78, 82                                | Raleigh, NC                         | 76, 79                                    |
| Tacoma, WA                         | 74, 77, 81                                | San Diego, CA                        | 75, 78, 82                                | Sacramento, CA                      | 76, 80, 83                                |
| Washington, DC-MD-VA               | 74, 77, 81                                | San Francisco-Oakland, CA            | 75, 78, 82                                | St. Louis, MO-IL                    | 76, 80, 83                                |
| Wichita, KS                        | 74, 77, 81                                | Springfield-Chicopee-Holyoke, MA-CT  | 75, 78                                    | Seattle-Everett, WA                 | 76, 79, 83                                |

\*Included with Group B for the first interview.

Figure 1:  
Housing Inventory: 1988

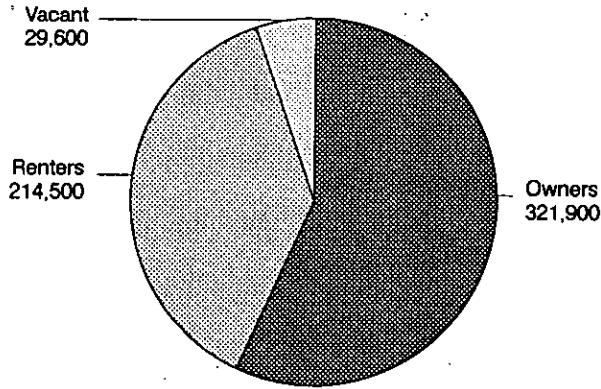
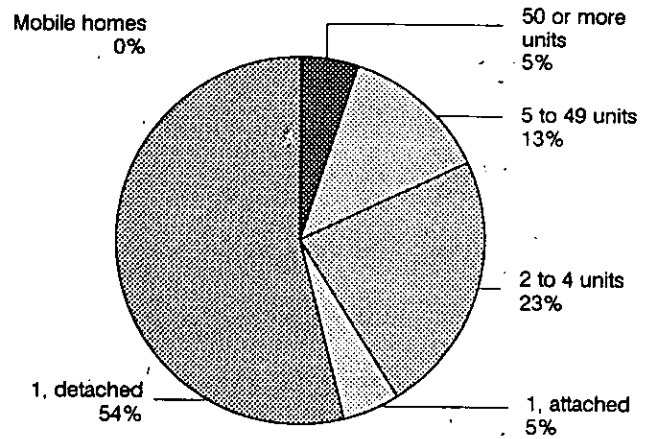


Figure 2:  
Units in Structure for All Housing Units: 1988



Percents may not add to 100 due to rounding.

Figure 3:  
Housing Costs: 1988

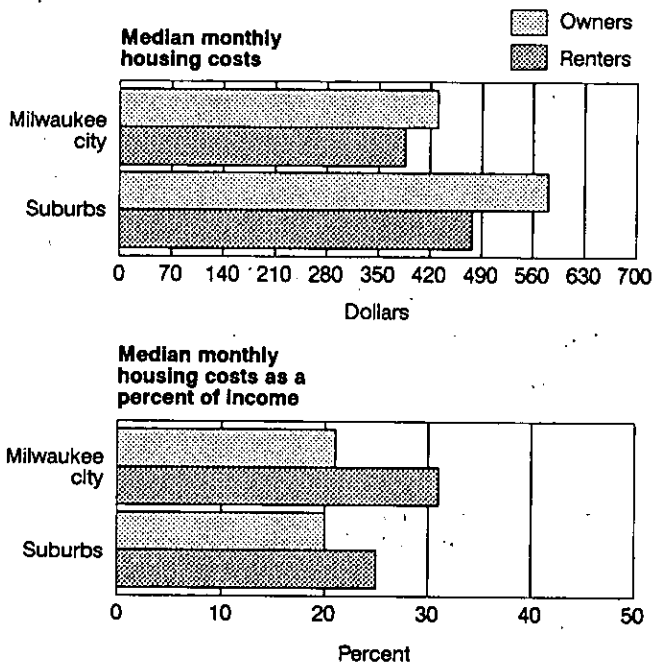
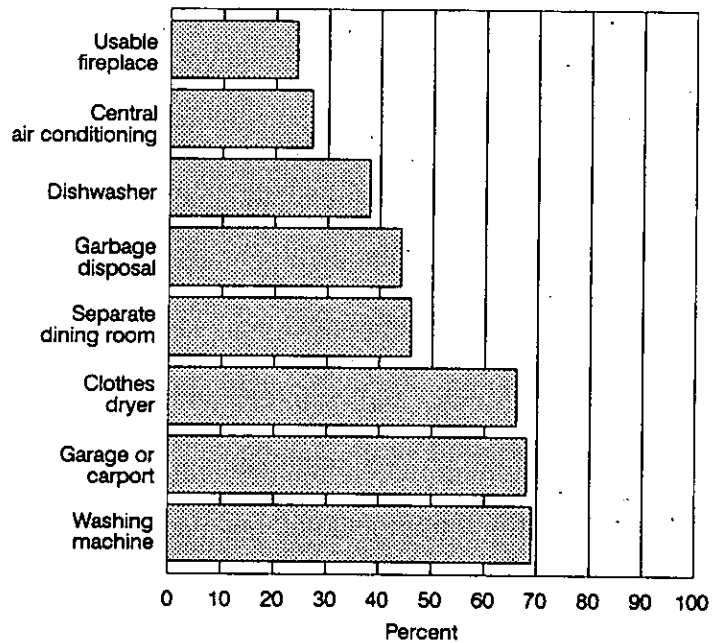
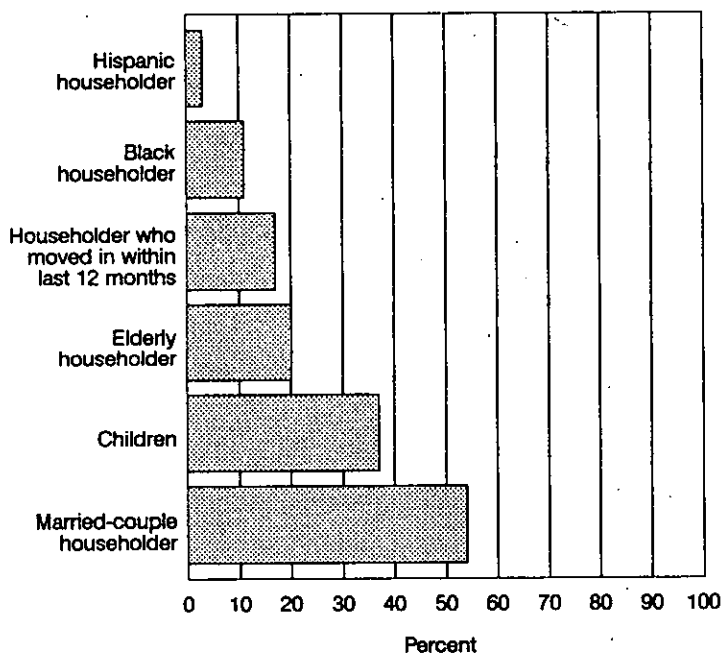


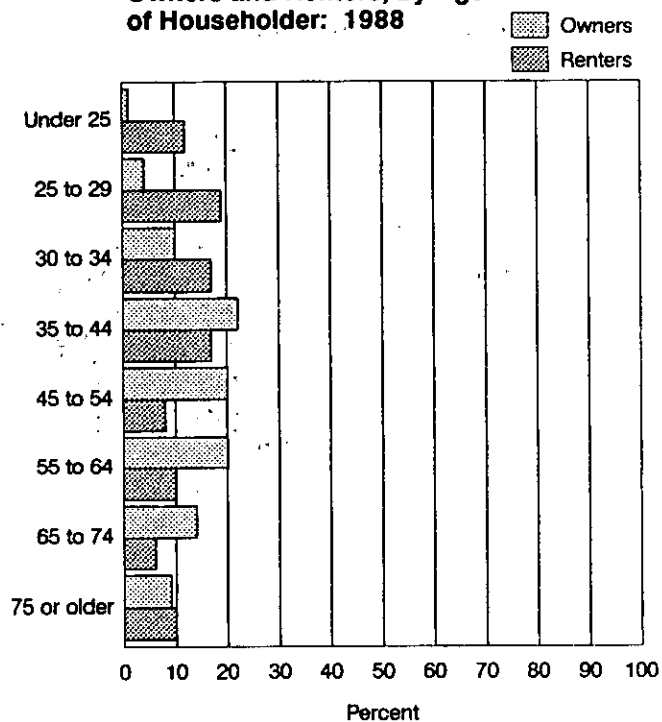
Figure 4:  
Occupied Homes With Selected Features: 1988



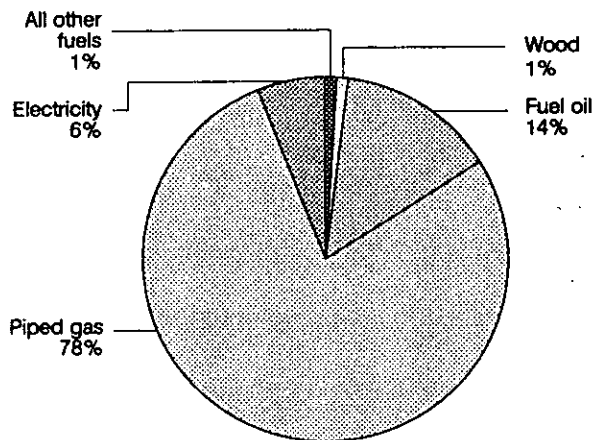
**Figure 5.**  
**Selected Household Characteristics: 1988**



**Figure 6.**  
**Owners and Renters, by Age of Householder: 1988**

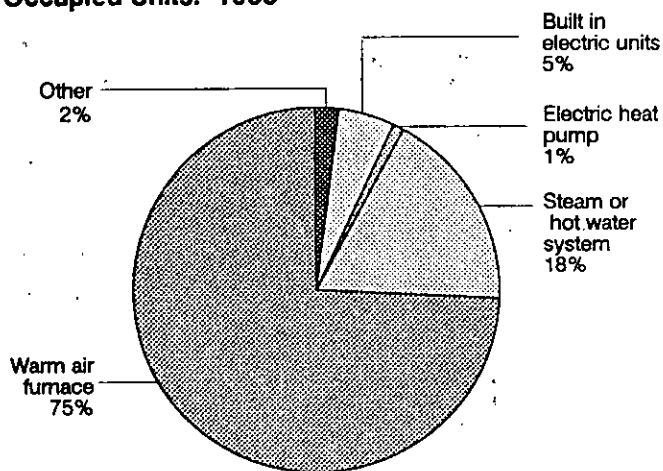


**Figure 7.**  
**Main House Heating Fuel for All Occupied Units: 1988**




Limited to units with heating equipment; percents may not add to 100 due to rounding.

**Figure 8.**  
**Main Heating Equipment for All Occupied Units: 1988**



Limited to units with heating equipment; percents may not add to 100 due to rounding.



**Table 1-1. Introductory Characteristics - All Housing Units**

[Numbers in thousands. For meaning of symbols, see text.]

| Characteristics   | Total housing units | Seasonal | Year-round |       |        |        |          |                     |               |                |                     |              | New construction 4 yrs | Mobile homes |     |  |
|---|---------------------|----------|------------|-------|--------|--------|----------|---------------------|---------------|----------------|---------------------|--------------|------------------------|--------------|-----|--|
|   |                     |          | Occupied   |       |        | Vacant |          |                     |               |                |                     |              |                        |              |     |  |
|   |                     |          | Total      | Owner | Renter | Total  | For rent | Rental vacancy rate | For sale only | Rented or sold | Occasional use/ URE | Other vacant |                        |              |     |  |
| <b>Total</b> .....                                      | 665.9               | .9       | 565.1      | 536.4 | 321.9  | 214.5  | 28.7     | 12.9                | 5.6           | 2.9            | 4.1                 | 5.1          | 3.6                    | 21.8         | 2.0 |  |
| <b>Units In Structure</b>                               |                     |          |            |       |        |        |          |                     |               |                |                     |              |                        |              |     |  |
| 1, detached.....  | 303.1               | .9       | 302.3      | 295.2 | 271.5  | 23.7   | 7.1      | 1.1                 | 4.4           | 1.6            | 1.9                 | 1.4          | 1.0                    | 9.6          | ... |  |
| 1, attached.....  | 27.9                | -        | 27.9       | 25.5  | 12.1   | 13.5   | 2.4      | .4                  | 2.6           | .6             | .1                  | .9           | .4                     | 2.9          | ... |  |
| 2 to 4.....   | 129.7               | -        | 129.7      | 120.6 | 30.0   | 90.6   | 9.2      | 4.9                 | 5.1           | .4             | 1.1                 | .8           | 1.9                    | .2           | ... |  |
| 5 to 9.....   | 29.6                | -        | 29.6       | 27.0  | .8     | 26.4   | 2.6      | 2.1                 | 7.4           | -              | .1                  | .4           | -                      | 1.9          | ... |  |
| 10 to 19.....   | 19.4                | -        | 19.4       | 17.6  | 2.4    | 15.2   | 1.8      | 1.4                 | 8.4           | -              | -                   | .4           | -                      | 2.1          | ... |  |
| 20 to 49.....   | 24.4                | -        | 24.4       | 21.0  | 1.1    | 19.9   | 3.4      | 1.8                 | 7.9           | .3             | .7                  | .3           | .2                     | 2.1          | ... |  |
| 50 or more.....   | 29.7                | -        | 29.7       | 27.4  | 2.2    | 25.2   | 2.3      | 1.3                 | 4.8           | -              | .1                  | .9           | -                      | 2.5          | ... |  |
| Mobile home or trailer.....                             | 2.0                 | -        | 2.0        | 2.0   | 2.0    | -      | -        | -                   | -             | -              | -                   | -            | -                      | .5           | 2.0 |  |
| <b>Cooperatives and Condominiums</b>                    |                     |          |            |       |        |        |          |                     |               |                |                     |              |                        |              |     |  |
| Cooperatives.....                                       | .2                  | -        | .2         | .2    | -      | .2     | -        | -                   | -             | -              | -                   | -            | -                      | -            | -   |  |
| Condominiums.....                                       | 17.9                | -        | 17.9       | 15.1  | 12.5   | 2.6    | 2.6      | .1                  | 5.4           | 1.1            | .3                  | 1.1          | .2                     | 2.3          | -   |  |
| <b>Year Structure Built<sup>1</sup></b>                 |                     |          |            |       |        |        |          |                     |               |                |                     |              |                        |              |     |  |
| 1990 to 1994.....                                       | -                   | -        | -          | -     | -      | -      | -        | -                   | -             | -              | -                   | -            | -                      | -            | -   |  |
| 1985 to 1989.....                                       | 19.6                | -        | 19.6       | 16.5  | 10.0   | 6.5    | 3.1      | 1.8                 | 21.2          | .4             | .6                  | .3           | -                      | 19.8         | .6  |  |
| 1980 to 1984.....                                       | 18.8                | -        | 18.8       | 15.5  | 8.0    | 7.5    | 1.3      | .6                  | 7.1           | -              | .1                  | .6           | -                      | 2.2          | -   |  |
| 1975 to 1979.....                                       | 43.3                | -        | 43.3       | 42.1  | 22.7   | 19.4   | 1.2      | .7                  | 9.6           | -              | .2                  | .1           | .1                     | ...          | .3  |  |
| 1970 to 1974.....                                       | 48.0                | -        | 48.0       | 45.4  | 26.8   | 19.6   | 2.6      | .5                  | 2.4           | .7             | .3                  | .9           | .3                     | ...          | .7  |  |
| 1960 to 1969.....                                       | 92.1                | -        | 92.1       | 90.0  | 52.6   | 37.4   | 2.2      | 1.0                 | 2.3           | .7             | .4                  | .5           | .2                     | ...          | .5  |  |
| 1950 to 1959.....                                       | 104.8               | .2       | 104.8      | 102.1 | 78.4   | 29.7   | 2.7      | 1.0                 | 3.9           | .5             | .7                  | .3           | .2                     | ...          | ... |  |
| 1940 to 1949.....                                       | 38.5                | -        | 38.3       | 36.9  | 28.3   | 8.7    | 1.3      | .2                  | 2.2           | .3             | .1                  | .3           | .4                     | ...          | ... |  |
| 1930 to 1939.....                                       | 70.6                | .2       | 70.5       | 65.6  | 34.0   | 31.7   | 4.7      | 2.9                 | 8.2           | .2             | .4                  | .2           | 1.0                    | ...          | ... |  |
| 1920 to 1929.....                                       | 54.9                | .5       | 54.4       | 51.1  | 27.6   | 23.5   | 3.3      | 1.4                 | 5.5           | .4             | .6                  | .9           | .1                     | ...          | ... |  |
| 1919 or earlier.....                                    | 77.1                | -        | 77.1       | 70.9  | 33.5   | 37.4   | 6.2      | 3.0                 | 7.4           | .5             | .7                  | .9           | 1.1                    | ...          | ... |  |
| Median.....   | 1954                | -        | 1954       | 1954  | 1955   | 1953   | 1941     | 1937                | -             | -              | -                   | 1954         | 1956                   | -            | -   |  |
| <b>Statistical Areas</b>                                |                     |          |            |       |        |        |          |                     |               |                |                     |              |                        |              |     |  |
| Current units, in 1970 boundaries of SMSA.....          | 565.9               | .9       | 565.1      | 536.4 | 321.9  | 214.5  | 28.7     | 12.9                | 5.6           | 2.9            | 4.1                 | 5.1          | 3.6                    | 21.8         | 2.0 |  |
| 1970 central city(s).....                               | 262.0               | -        | 262.0      | 244.3 | 112.7  | 131.6  | 17.7     | 9.6                 | 6.8           | 1.6            | 1.4                 | 2.6          | 2.6                    | 2.3          | .4  |  |
| 1970 balance of SMSA.....                               | 303.9               | .9       | 303.1      | 292.1 | 209.2  | 82.9   | 11.0     | 3.3                 | 3.8           | 1.3            | 2.8                 | 2.6          | 1.0                    | 19.5         | 1.6 |  |
| Current units, in 1983 boundaries of MSA.....           | 565.9               | .9       | 565.1      | 536.4 | 321.9  | 214.5  | 28.7     | 12.9                | 5.6           | 2.9            | 4.1                 | 5.1          | 3.6                    | 21.8         | 2.0 |  |
| 1983 central city(s).....                               | 262.0               | -        | 262.0      | 244.3 | 112.7  | 131.6  | 17.7     | 9.6                 | 6.8           | 1.6            | 1.4                 | 2.6          | 2.6                    | 2.3          | .4  |  |
| 1983 balance of MSA.....                                | 303.9               | .9       | 303.1      | 292.1 | 209.2  | 82.9   | 11.0     | 3.3                 | 3.8           | 1.3            | 2.8                 | 2.6          | 1.0                    | 19.5         | 1.6 |  |
| <b>Suitability for Year-Round Use<sup>2</sup></b>       |                     |          |            |       |        |        |          |                     |               |                |                     |              |                        |              |     |  |
| Built and heated for year-round use.....                | 565.6               | .5       | 565.1      | 536.4 | 321.9  | 214.5  | 28.7     | 12.9                | 5.6           | 2.9            | 4.1                 | 5.1          | 3.6                    | 21.8         | 2.0 |  |
| Not suitable.....                                       | .3                  | .3       | -          | -     | -      | -      | -        | -                   | -             | -              | -                   | -            | -                      | -            | -   |  |
| Not reported.....                                       | -                   | -        | -          | -     | -      | -      | -        | -                   | -             | -              | -                   | -            | -                      | -            | -   |  |
| <b>Time Sharing</b>                                     |                     |          |            |       |        |        |          |                     |               |                |                     |              |                        |              |     |  |
| Vacant, including URE.....                              | 29.5                | .9       | 28.7       | ...   | ...    | ...    | 28.7     | 12.9                | ...           | 2.9            | 4.1                 | 5.1          | 3.6                    | 3.2          | -   |  |
| Ownership time-shared.....                              | .4                  | -        | .4         | ...   | ...    | ...    | .4       | -                   | ...           | .2             | .2                  | -            | -                      | -            | -   |  |
| Not time-shared.....                                    | 29.1                | .9       | 28.3       | ...   | ...    | ...    | 28.3     | 12.9                | ...           | 2.7            | 3.9                 | 5.1          | 3.6                    | 3.2          | -   |  |
| Not reported.....                                       | -                   | -        | -          | ...   | ...    | ...    | -        | -                   | ...           | -              | -                   | -            | -                      | -            | -   |  |
| <b>Duration of Vacancy</b>                              |                     |          |            |       |        |        |          |                     |               |                |                     |              |                        |              |     |  |
| Vacant units.....                                       | 26.4                | .5       | 25.9       | ...   | ...    | ...    | 25.9     | 12.9                | ...           | 2.9            | 4.1                 | 2.3          | 3.6                    | 2.8          | -   |  |
| Less than 1 month vacant.....                           | 7.2                 | -        | 7.2        | ...   | ...    | ...    | 7.2      | 4.2                 | ...           | .6             | 1.6                 | .9           | -                      | .1           | -   |  |
| 1 month up to 2 months.....                             | 3.3                 | .3       | 2.9        | ...   | ...    | ...    | 2.9      | 1.6                 | ...           | .4             | .3                  | -            | .6                     | .1           | -   |  |
| 2 months up to 6 months.....                            | 4.0                 | .2       | 3.9        | ...   | ...    | ...    | 3.9      | 2.0                 | ...           | .4             | .9                  | .4           | .1                     | -            | -   |  |
| 6 months up to 1 year.....                              | 3.0                 | -        | 3.0        | ...   | ...    | ...    | 3.0      | 1.0                 | ...           | .4             | .1                  | .5           | 1.0                    | .1           | -   |  |
| 1 year up to 2 years.....                               | 1.3                 | -        | 1.3        | ...   | ...    | ...    | 1.3      | 1.2                 | ...           | .1             | -                   | -            | -                      | .1           | -   |  |
| 2 years or more.....                                    | 3.5                 | -        | 3.5        | ...   | ...    | ...    | 3.5      | 1.0                 | ...           | -              | .4                  | .3           | 1.8                    | -            | -   |  |
| Never occupied.....                                     | 2.7                 | -        | 2.7        | ...   | ...    | ...    | 2.7      | 1.5                 | ...           | .5             | .7                  | -            | -                      | 2.2          | -   |  |
| Don't know.....   | 1.3                 | -        | 1.3        | ...   | ...    | ...    | 1.3      | .5                  | ...           | .5             | .1                  | .2           | -                      | -            | -   |  |
| <b>Last Used as a Permanent Residence</b>               |                     |          |            |       |        |        |          |                     |               |                |                     |              |                        |              |     |  |
| Vacant seasonal and URE units.....                      | 3.7                 | .9       | 2.8        | ...   | ...    | ...    | 2.8      | ...                 | ...           | ...            | ...                 | 2.8          | ...                    | .4           | -   |  |
| Less than 1 month since occupied as permanent home..... | .4                  | -        | .4         | ...   | ...    | ...    | .4       | ...                 | ...           | ...            | ...                 | .4           | ...                    | .1           | -   |  |
| 1 month up to 2 months.....                             | .3                  | -        | .3         | ...   | ...    | ...    | .3       | ...                 | ...           | ...            | ...                 | .3           | ...                    | -            | -   |  |
| 2 months up to 6 months.....                            | .2                  | -        | .2         | ...   | ...    | ...    | .2       | ...                 | ...           | ...            | ...                 | .2           | ...                    | -            | -   |  |
| 6 months up to 1 year.....                              | .3                  | -        | .3         | ...   | ...    | ...    | .3       | ...                 | ...           | ...            | ...                 | .3           | ...                    | -            | -   |  |
| 1 year up to 2 years.....                               | .6                  | .2       | .4         | ...   | ...    | ...    | .4       | ...                 | ...           | ...            | ...                 | .4           | ...                    | -            | -   |  |
| 2 years or more.....                                    | 1.4                 | .7       | .7         | ...   | ...    | ...    | .7       | ...                 | ...           | ...            | ...                 | .7           | ...                    | .1           | -   |  |
| Never occupied as permanent home.....                   | .5                  | -        | .5         | ...   | ...    | ...    | .5       | ...                 | ...           | ...            | ...                 | .5           | ...                    | .1           | -   |  |
| Don't know.....   | -                   | -        | -          | ...   | ...    | ...    | -        | ...                 | ...           | ...            | ...                 | -            | ...                    | -            | -   |  |
| Not reported.....                                       | -                   | -        | -          | ...   | ...    | ...    | -        | ...                 | ...           | ...            | ...                 | -            | ...                    | -            | -   |  |

<sup>1</sup>For mobile home, oldest category is 1939 or earlier.  
<sup>2</sup>If occupied year-round, assumed to be suitable for year-round use.

**Table 1-2. Height and Condition of Building - All Housing Units**

[Numbers in thousands. For meaning of symbols, see text.]

| Characteristics  | Total housing units | Seasonal | Year-round |       |        |        |          |                     |               |                  |                       |              | New construction 4 yrs | Mobile homes |     |     |
|--|---------------------|----------|------------|-------|--------|--------|----------|---------------------|---------------|------------------|-----------------------|--------------|------------------------|--------------|-----|-----|
|  |                     |          | Occupied   |       |        | Vacant |          |                     |               |                  |                       |              |                        |              |     |     |
|  |                     |          | Total      | Owner | Renter | Total  | For rent | Rental vacancy rate | For sale only | Rent- ed or sold | Occa- sional use/ URE | Other vacant |                        |              |     |     |
| <b>Total</b> .....                                       | 565.9               | .9       | 565.1      | 536.4 | 321.9  | 214.5  | 28.7     | 12.9                | 5.6           | 2.9              | 4.1                   | 5.1          | 3.6                    | 21.8         | 2.0 |     |
| <b>Stories in Structure</b>                              |                     |          |            |       |        |        |          |                     |               |                  |                       |              |                        |              |     |     |
| 1.....   | 10.0                | .3       | 9.7        | 9.0   | 5.8    | 3.1    | .7       | -                   | -             | -                | .2                    | .4           | .2                     | -            | .5  | 2.0 |
| 2.....   | 165.5               | .3       | 165.1      | 161.5 | 144.0  | 17.4   | 3.7      | .9                  | 4.9           | .9               | .8                    | .8           | .5                     | 7.4          | -   |     |
| 3.....   | 298.4               | .2       | 299.2      | 284.1 | 183.4  | 120.7  | 15.1     | 6.3                 | 4.9           | 1.4              | 2.5                   | 2.5          | 2.4                    | 10.5         | -   |     |
| 4 to 6.....  | 79.1                | -        | 79.1       | 71.3  | 7.6    | 63.7   | 7.9      | 5.8                 | 8.1           | .2               | .4                    | 1.1          | .7                     | 3.1          | -   |     |
| 7 or more.....   | 11.9                | -        | 11.9       | 10.6  | 1.0    | 9.6    | 1.3      | .1                  | 1.2           | .3               | .1                    | .8           | -                      | .3           | -   |     |
| <b>Stories Between Main and Apartment Entrances</b>      |                     |          |            |       |        |        |          |                     |               |                  |                       |              |                        |              |     |     |
| Multiunits, 2 or more floors.....                        | 231.9               | -        | 231.9      | 212.7 | 35.9   | 176.8  | 19.2     | 11.5                | 6.0           | .7               | 2.1                   | 2.8          | 2.2                    | 8.8          | -   |     |
| None (on same floor).....                                | 98.9                | -        | 98.9       | 91.8  | 22.6   | 69.2   | 7.1      | 4.0                 | 5.4           | .1               | .9                    | .8           | 1.3                    | 5.3          | -   |     |
| 1 (up or down).....                                      | 84.2                | -        | 84.2       | 78.0  | 8.2    | 69.8   | 6.2      | 3.8                 | 5.2           | .5               | .8                    | .5           | .7                     | 2.8          | -   |     |
| 2 or more (up or down).....                              | 39.9                | -        | 39.9       | 34.8  | 3.4    | 31.4   | 5.1      | 2.9                 | 8.4           | .1               | .5                    | 1.3          | .2                     | .6           | -   |     |
| Not reported.....  | 8.9                 | -        | 8.9        | 8.1   | 1.6    | 6.5    | .8       | .7                  | 10.0          | -                | -                     | .1           | -                      | .1           | -   |     |
| <b>Common Stairways</b>                                  |                     |          |            |       |        |        |          |                     |               |                  |                       |              |                        |              |     |     |
| Multiunits, 2 or more floors.....                        | 231.9               | -        | 231.9      | 212.7 | 35.9   | 176.8  | 19.2     | 11.5                | 6.0           | .7               | 2.1                   | 2.8          | 2.2                    | 8.8          | -   |     |
| No common stairways.....                                 | 75.2                | -        | 75.2       | 70.6  | 19.5   | 51.1   | 4.5      | 2.8                 | 5.3           | .2               | .6                    | .5           | .4                     | 2.2          | -   |     |
| With common stairways.....                               | 147.7               | -        | 147.7      | 134.7 | 14.6   | 120.0  | 13.0     | 7.4                 | 5.7           | .3               | 1.4                   | 2.1          | 1.8                    | 6.3          | -   |     |
| No loose steps.....                                      | 141.5               | -        | 141.5      | 129.3 | 13.1   | 116.2  | 12.2     | 7.1                 | 5.7           | .3               | 1.2                   | 2.0          | 1.6                    | 6.3          | -   |     |
| Railings not loose.....                                  | 128.2               | -        | 128.2      | 118.3 | 11.4   | 106.9  | 9.9      | 5.7                 | 5.0           | .3               | 1.0                   | 1.9          | 1.0                    | 6.0          | -   |     |
| Railings loose.....                                      | 4.1                 | -        | 4.1        | 3.9   | .3     | 3.5    | .2       | .1                  | 3.9           | -                | -                     | .1           | -                      | .1           | -   |     |
| No railings.....   | 7.8                 | -        | 7.8        | 5.9   | 1.3    | 4.5    | 1.9      | 1.1                 | 18.3          | -                | .2                    | -            | .6                     | .1           | -   |     |
| Status of railings not reported.....                     | 1.3                 | -        | 1.3        | 1.2   | -      | 1.2    | .1       | -                   | 11.0          | -                | -                     | -            | -                      | -            | -   |     |
| Loose steps.....   | 6.1                 | -        | 6.1        | 5.3   | 1.6    | 3.7    | .8       | .3                  | 7.9           | -                | .1                    | .1           | .2                     | -            | -   |     |
| Railings not loose.....                                  | 4.7                 | -        | 4.7        | 4.2   | 1.5    | 2.7    | .5       | .2                  | 7.2           | -                | -                     | .1           | .2                     | -            | -   |     |
| Railings loose.....                                      | .6                  | -        | .6         | .8    | .1     | .5     | -        | -                   | -             | -                | -                     | -            | -                      | -            | -   |     |
| No railings.....   | .8                  | -        | .8         | .5    | -      | .5     | .3       | .1                  | 15.9          | -                | -                     | -            | -                      | -            | -   |     |
| Status of railings not reported.....                     | -                   | -        | -          | -     | -      | -      | -        | -                   | -             | -                | -                     | -            | -                      | -            | -   |     |
| Status of steps not reported.....                        | .1                  | -        | .1         | .1    | -      | .1     | -        | -                   | -             | -                | -                     | -            | -                      | -            | -   |     |
| Status of stairways not reported.....                    | 9.1                 | -        | 9.1        | 7.4   | 1.7    | 5.7    | 1.7      | 1.2                 | 17.8          | .1               | .1                    | .2           | -                      | .3           | -   |     |
| <b>Light Fixtures in Public Halls</b>                    |                     |          |            |       |        |        |          |                     |               |                  |                       |              |                        |              |     |     |
| 2 or more units in structure.....                        | 232.9               | -        | 232.9      | 213.6 | 36.3   | 177.3  | 19.2     | 11.5                | 6.0           | .7               | 2.1                   | 2.8          | 2.2                    | 8.8          | -   |     |
| No public halls.....                                     | 88.7                | -        | 88.7       | 82.5  | 24.1   | 58.4   | 6.2      | 3.1                 | 5.0           | -                | .9                    | .8           | 1.4                    | 1.9          | -   |     |
| No light fixtures in public halls.....                   | .5                  | -        | .5         | .4    | -      | .4     | .1       | -                   | -             | -                | .1                    | -            | -                      | -            | -   |     |
| All in working order.....                                | 92.1                | -        | 92.1       | 84.4  | 6.4    | 78.0   | 7.7      | 4.1                 | 4.9           | .3               | .8                    | 2.0          | .5                     | 5.8          | -   |     |
| Some in working order.....                               | 5.8                 | -        | 5.8        | 5.0   | .4     | 4.7    | .8       | .7                  | 12.1          | -                | .1                    | -            | -                      | .3           | -   |     |
| None in working order.....                               | .2                  | -        | .2         | .2    | -      | .2     | -        | -                   | -             | -                | -                     | -            | -                      | -            | -   |     |
| Unable to determine if working.....                      | 35.3                | -        | 35.3       | 32.2  | 3.6    | 28.6   | 3.1      | 2.8                 | 8.8           | -                | -                     | -            | .3                     | .8           | -   |     |
| Not reported.....  | 10.2                | -        | 10.2       | 8.9   | 1.9    | 7.0    | 1.3      | .8                  | 10.5          | .1               | .1                    | .2           | -                      | -            | -   |     |
| <b>Elevator on Floor</b>                                 |                     |          |            |       |        |        |          |                     |               |                  |                       |              |                        |              |     |     |
| Multiunits, 2 or more floors.....                        | 231.9               | -        | 231.9      | 212.7 | 35.9   | 176.8  | 19.2     | 11.5                | 6.0           | .7               | 2.1                   | 2.8          | 2.2                    | 8.8          | -   |     |
| With 1 or more elevators working.....                    | 29.5                | -        | 29.5       | 26.3  | 2.2    | 24.1   | 3.2      | 2.0                 | 7.7           | -                | .2                    | .4           | .2                     | 3.1          | -   |     |
| With elevator, none in working condition.....            | 2.1                 | -        | 2.1        | 1.8   | -      | 1.8    | .3       | -                   | -             | -                | -                     | .3           | -                      | -            | -   |     |
| No elevator.....   | 191.5               | -        | 191.5      | 177.0 | 32.1   | 144.9  | 14.5     | 8.7                 | 5.6           | .4               | 1.8                   | 1.8          | 1.9                    | 5.2          | -   |     |
| Units 3 or more floors from main entrance.....           | 2.0                 | -        | 2.0        | 1.5   | -      | 1.5    | .5       | .2                  | 13.1          | -                | -                     | .2           | -                      | -            | -   |     |
| <b>Foundation</b>  |                     |          |            |       |        |        |          |                     |               |                  |                       |              |                        |              |     |     |
| 1 unit bldg. excl. mobile homes.....                     | 331.1               | .9       | 330.2      | 320.8 | 283.6  | 37.2   | 9.4      | 1.4                 | 3.7           | 2.2              | 2.0                   | 2.4          | 1.4                    | 12.5         | -   |     |
| With basement under all of building.....                 | 275.8               | .2       | 275.6      | 269.3 | 239.6  | 29.7   | 6.3      | 1.2                 | 4.0           | 1.1              | 1.4                   | 1.5          | 1.0                    | 9.8          | -   |     |
| With basement under part of building.....                | 40.3                | .3       | 39.9       | 38.0  | 35.3   | 2.7    | 1.9      | -                   | -             | .6               | .5                    | .7           | .2                     | 2.1          | -   |     |
| With crawl space.....                                    | 4.0                 | .2       | 3.9        | 3.7   | 2.5    | 1.2    | .2       | -                   | -             | -                | -                     | -            | .2                     | -            | -   |     |
| On concrete slab.....                                    | 9.1                 | .2       | 8.9        | 8.0   | 5.1    | 3.0    | .9       | .2                  | 6.1           | .4               | .2                    | .2           | .4                     | .4           | -   |     |
| Other.....   | 1.9                 | -        | 1.9        | 1.7   | 1.1    | .8     | .1       | -                   | -             | .1               | -                     | -            | -                      | .1           | -   |     |
| <b>External Building Conditions<sup>1</sup></b>          |                     |          |            |       |        |        |          |                     |               |                  |                       |              |                        |              |     |     |
| Sagging roof.....  | .9                  | -        | .9         | .7    | .4     | .4     | .1       | -                   | -             | -                | -                     | .1           | -                      | -            | -   |     |
| Missing roofing material.....                            | 2.1                 | -        | 2.1        | 1.6   | 1.0    | .6     | .5       | .4                  | 33.5          | -                | .1                    | -            | -                      | -            | -   |     |
| Hole in roof.....  | .1                  | -        | .1         | -     | -      | -      | .1       | .1                  | 100.0         | -                | -                     | -            | -                      | -            | -   |     |
| Could not see roof.....                                  | 41.1                | -        | 41.1       | 36.1  | 3.3    | 32.8   | 5.0      | 2.5                 | 7.1           | .3               | .5                    | 1.3          | .2                     | .3           | .4  |     |
| Missing bricks, siding, other outside wall material..... | 7.1                 | -        | 7.1        | 6.4   | 1.8    | 4.7    | .8       | .4                  | 8.7           | .2               | -                     | -            | -                      | -            | -   |     |
| Sloping outside walls.....                               | .4                  | -        | .4         | .4    | .2     | .2     | -        | -                   | -             | -                | -                     | -            | -                      | -            | -   |     |
| Boarded up windows.....                                  | 5.2                 | -        | 5.2        | 3.7   | 1.0    | 2.7    | 1.5      | 1.2                 | 30.8          | .1               | -                     | -            | .1                     | -            | -   |     |
| Broken windows.....                                      | 6.2                 | -        | 6.2        | 5.0   | 1.3    | 3.7    | 1.2      | 1.0                 | 20.7          | -                | .1                    | -            | -                      | -            | -   |     |
| Bars on windows.....                                     | .7                  | -        | .7         | .5    | .4     | .1     | .2       | -                   | -             | -                | -                     | .2           | -                      | -            | -   |     |
| Foundation crumbling or has open crack or hole.....      | 3.6                 | -        | 3.6        | 3.1   | .9     | 2.2    | .7       | .5                  | 19.4          | -                | .2                    | -            | -                      | -            | -   |     |
| Could not see foundation.....                            | 2.0                 | -        | 2.0        | 1.5   | .6     | .9     | .5       | .2                  | 20.2          | .1               | -                     | -            | .1                     | -            | -   |     |
| None of the above.....                                   | 481.9               | .9       | 481.1      | 461.5 | 292.9  | 168.6  | 19.6     | 7.6                 | 4.3           | 2.3              | 3.3                   | 3.5          | 2.9                    | 21.2         | 1.6 |     |
| Could not observe or not reported.....                   | 28.1                | -        | 28.1       | 27.0  | 21.7   | 5.4    | 1.1      | .6                  | 10.5          | -                | .1                    | .1           | .2                     | .3           | -   |     |
| <b>Site Placement</b>                                    |                     |          |            |       |        |        |          |                     |               |                  |                       |              |                        |              |     |     |
| Mobile homes.....  | 2.0                 | -        | 2.0        | 2.0   | 2.0    | -      | -        | -                   | -             | -                | -                     | -            | -                      | .5           | 2.0 |     |
| First site.....  | 1.9                 | -        | 1.9        | 1.9   | 1.9    | -      | -        | -                   | -             | -                | -                     | -            | -                      | .5           | 1.9 |     |
| Moved from another site.....                             | .1                  | -        | .1         | .1    | .1     | -      | -        | -                   | -             | -                | -                     | -            | -                      | .1           | .1  |     |
| Don't know.....  | -                   | -        | -          | -     | -      | -      | -        | -                   | -             | -                | -                     | -            | -                      | -            | -   |     |
| Not reported.....  | -                   | -        | -          | -     | -      | -      | -        | -                   | -             | -                | -                     | -            | -                      | -            | -   |     |

<sup>1</sup>Figures may not add to total because more than one category may apply to a unit.



**Table 1-3. Size of Unit and Lot - All Housing Units**

[Numbers in thousands. For meaning of symbols, see text.]

| Characteristics                         | Total housing units | Seasonal | Year-round |       |        |        |          |                     |               |                 |                      |              |     | New construction 4 yrs | Mobile homes |  |
|---|---------------------|----------|------------|-------|--------|--------|----------|---------------------|---------------|-----------------|----------------------|--------------|-----|------------------------|--------------|--|
|   |                     |          | Occupied   |       |        | Vacant |          |                     |               |                 |                      |              |     |                        |              |  |
|   |                     |          | Total      | Owner | Renter | Total  | For rent | Rental vacancy rate | For sale only | Rent-ed or sold | Occa-sional use/ URE | Other vacant |     |                        |              |  |
| <b>Total</b> .....                      | 565.9               | .9       | 565.1      | 536.4 | 321.9  | 214.5  | 26.7     | 12.9                | 5.6           | 2.9             | 4.1                  | 5.1          | 3.6 | 21.6                   | 2.0          |  |
| <b>Rooms</b>                            |                     |          |            |       |        |        |          |                     |               |                 |                      |              |     |                        |              |  |
| 1 room.....                             | 6.8                 | -        | 6.8        | 5.4   | -      | 5.4    | 1.1      | .6                  | 9.0           | -               | .2                   | .3           | -   | .3                     | -            |  |
| 2 rooms.....                            | 5.5                 | -        | 5.5        | 5.1   | -      | 5.1    | .4       | .4                  | 7.3           | -               | -                    | -            | -   | -                      | -            |  |
| 3 rooms.....                            | 55.6                | -        | 55.6       | 51.0  | 2.7    | 48.3   | 4.6      | 3.0                 | 5.7           | -               | .8                   | .5           | .3  | 1.8                    | -            |  |
| 4 rooms.....                            | 101.3               | .3       | 101.0      | 93.9  | 25.4   | 68.5   | 7.1      | 4.3                 | 5.9           | .4              | .3                   | 1.2          | .9  | 5.6                    | .9           |  |
| 5 rooms.....                            | 144.4               | .3       | 144.1      | 137.1 | 82.2   | 54.9   | 7.0      | 2.6                 | 4.5           | .8              | 1.0                  | 1.4          | 1.1 | 4.5                    | 1.0          |  |
| 6 rooms.....                            | 109.2               | .2       | 109.1      | 104.3 | 63.6   | 20.7   | 4.8      | 1.5                 | 6.6           | .5              | 1.0                  | 1.0          | .8  | 3.4                    | .1           |  |
| 7 rooms.....                            | 71.3                | -        | 71.3       | 68.8  | 62.0   | 6.8    | 2.5      | .4                  | 5.1           | .9              | .1                   | .7           | .4  | 2.8                    | -            |  |
| 8 rooms.....                            | 40.8                | -        | 40.8       | 39.9  | 37.8   | 2.1    | .9       | .2                  | 10.2          | .2              | .4                   | -            | -   | 2.2                    | -            |  |
| 9 rooms.....                            | 20.4                | -        | 20.4       | 20.3  | 18.4   | 1.9    | .2       | -                   | -             | -               | .2                   | -            | -   | .6                     | -            |  |
| 10 rooms or more.....                   | 10.7                | -        | 10.7       | 10.6  | 9.7    | .8     | .2       | -                   | -             | -               | .2                   | -            | -   | .3                     | -            |  |
| Median.....                             | 5.3                 | ...      | 5.3        | 5.3   | 6.1    | 4.2    | 4.7      | 4.1                 | ...           | ...             | 5.2                  | 4.9          | ... | 5.1                    | ...          |  |
| <b>Bedrooms</b>                         |                     |          |            |       |        |        |          |                     |               |                 |                      |              |     |                        |              |  |
| None.....                               | 10.1                | -        | 10.1       | 8.7   | -      | 8.7    | 1.4      | .7                  | 7.1           | -               | .2                   | .5           | -   | .6                     | -            |  |
| 1.....                                  | 75.2                | -        | 75.2       | 68.9  | 6.1    | 62.8   | 6.2      | 4.0                 | 5.9           | -               | .9                   | .9           | .4  | 2.4                    | -            |  |
| 2.....                                  | 175.3               | .5       | 174.8      | 163.5 | 67.8   | 95.7   | 11.4     | 5.7                 | 5.8           | 1.2             | .9                   | 2.1          | 1.5 | 7.5                    | 1.2          |  |
| 3.....                                  | 228.2               | .3       | 225.8      | 217.7 | 179.3  | 38.3   | 8.2      | 2.2                 | 5.3           | 1.4             | 1.5                  | 1.7          | 1.4 | 8.8                    | .8           |  |
| 4 or more.....                          | 79.2                | -        | 79.2       | 77.7  | 68.7   | 9.0    | 1.5      | .4                  | 3.9           | .4              | .6                   | -            | .2  | 2.6                    | -            |  |
| Median.....                             | 2.6                 | ...      | 2.6        | 2.6   | 3.0    | 1.9    | 2.1      | 1.6                 | ...           | ...             | 2.5                  | 2.1          | ... | 2.5                    | ...          |  |
| <b>Complete Bathrooms</b>               |                     |          |            |       |        |        |          |                     |               |                 |                      |              |     |                        |              |  |
| None.....                               | 5.5                 | .3       | 5.1        | 4.0   | .4     | 3.8    | 1.2      | .9                  | 20.2          | -               | .1                   | -            | .1  | -                      | -            |  |
| 1.....                                  | 310.9               | .5       | 310.3      | 291.6 | 113.7  | 178.0  | 18.7     | 9.2                 | 4.9           | 1.2             | 2.4                  | 2.9          | 3.0 | 6.4                    | 1.4          |  |
| 1 and one-half.....                     | 151.7               | -        | 151.7      | 148.7 | 123.5  | 25.2   | 3.0      | 1.4                 | 5.3           | .3              | .4                   | .9           | -   | 4.4                    | .1           |  |
| 2 or more.....                          | 97.9                | -        | 97.9       | 92.1  | 84.3   | 7.8    | 5.8      | 1.4                 | 15.1          | 1.3             | 1.2                  | 1.4          | .4  | 11.0                   | .5           |  |
| <b>Square Footage of Unit</b>           |                     |          |            |       |        |        |          |                     |               |                 |                      |              |     |                        |              |  |
| Single detached and mobile homes.....   | 305.1               | .9       | 304.3      | 297.2 | 273.5  | 23.7   | 7.1      | 1.1                 | 4.4           | 1.6             | 1.9                  | 1.4          | 1.0 | 10.1                   | 2.0          |  |
| Less than 500.....                      | .8                  | -        | .8         | .8    | .4     | .4     | -        | -                   | -             | -               | -                    | -            | -   | -                      | -            |  |
| 500 to 749.....                         | 3.0                 | -        | 3.0        | 2.9   | 1.6    | 1.3    | .1       | .1                  | 8.1           | -               | -                    | -            | -   | .4                     | -            |  |
| 750 to 999.....                         | 8.0                 | -        | 8.0        | 7.5   | 5.9    | 1.6    | .5       | .1                  | 8.3           | .2              | -                    | -            | .1  | .9                     | -            |  |
| 1,000 to 1,499.....                     | 24.2                | .3       | 23.9       | 23.5  | 20.5   | 3.0    | .3       | -                   | -             | -               | .2                   | .2           | -   | 1.2                    | .7           |  |
| 1,500 to 1,999.....                     | 51.3                | -        | 51.3       | 50.0  | 44.9   | 5.0    | 1.3      | .1                  | 2.9           | -               | .6                   | .4           | .2  | 2.5                    | -            |  |
| 2,000 to 2,499.....                     | 73.6                | -        | 73.6       | 72.8  | 68.5   | 4.3    | .8       | -                   | -             | .3              | .3                   | -            | .2  | 2.3                    | -            |  |
| 2,500 to 2,999.....                     | 47.2                | -        | 47.2       | 46.7  | 45.3   | 1.4    | .5       | -                   | -             | .2              | .1                   | -            | .2  | 1.5                    | -            |  |
| 3,000 to 3,999.....                     | 56.9                | -        | 56.9       | 55.7  | 53.2   | 2.5    | 1.2      | .1                  | 4.3           | .6              | -                    | .5           | -   | 1.6                    | -            |  |
| 4,000 or more.....                      | 21.1                | -        | 21.1       | 20.9  | 20.1   | .7     | .2       | -                   | -             | -               | .2                   | -            | -   | .2                     | -            |  |
| Not reported (includes don't know)..... | 19.0                | .5       | 18.5       | 16.4  | 13.0   | 3.4    | 2.1      | .6                  | 14.1          | .2              | .6                   | .4           | .3  | 8.8                    | -            |  |
| Median.....                             | 2 379               | ...      | 2 380      | 2 382 | 2 415  | 1 879  | 2 158    | ...                 | ...           | ...             | ...                  | ...          | ... | 2 197                  | ...          |  |
| <b>Lot Size</b>                         |                     |          |            |       |        |        |          |                     |               |                 |                      |              |     |                        |              |  |
| Less than one-eighth acre.....          | 53.1                | -        | 53.1       | 52.3  | 49.5   | 2.8    | .8       | -                   | -             | .5              | .3                   | -            | -   | .5                     | 1.4          |  |
| One-eighth up to one-quarter acre.....  | 71.9                | .2       | 71.8       | 71.1  | 69.6   | 1.5    | .7       | .3                  | 17.3          | -               | .3                   | -            | -   | .9                     | .2           |  |
| One-quarter up to one-half acre.....    | 46.1                | -        | 46.1       | 45.5  | 44.0   | 1.5    | .6       | -                   | -             | .3              | .1                   | .2           | -   | 3.2                    | -            |  |
| One-half up to one acre.....            | 43.9                | -        | 43.9       | 42.7  | 41.6   | 1.0    | 1.2      | -                   | -             | .4              | .8                   | -            | -   | 2.9                    | -            |  |
| 1 to 4 acres.....                       | 36.5                | .2       | 36.4       | 36.3  | 33.8   | 2.5    | .1       | -                   | -             | -               | .1                   | -            | -   | 1.4                    | -            |  |
| 5 to 9 acres.....                       | 3.2                 | -        | 3.2        | 3.2   | 3.1    | .1     | -        | -                   | -             | -               | -                    | -            | -   | .2                     | -            |  |
| 10 acres or more.....                   | 6.3                 | -        | 6.3        | 6.3   | 5.4    | .9     | -        | -                   | -             | -               | -                    | -            | -   | .2                     | -            |  |
| Don't know.....                         | 55.3                | -        | 55.3       | 52.7  | 30.3   | 22.4   | 2.6      | 1.0                 | 4.3           | 1.0             | .3                   | .2           | -   | 1.5                    | .4           |  |
| Not reported.....                       | 13.0                | -        | 13.0       | 12.7  | 8.3    | 4.4    | .3       | .1                  | 2.8           | -               | -                    | .1           | -   | 2.1                    | -            |  |
| Median.....                             | .28                 | ...      | .28        | .28   | .27    | .40    | .34      | ...                 | ...           | ...             | ...                  | ...          | ... | .60                    | ...          |  |

**Table 1-4. Selected Equipment and Plumbing - All Housing Units**

[Numbers in thousands. For meaning of symbols, see text.]

| Characteristics   | Total housing units | Seasonal  | Year-round   |              |              |              |             |             |                     |               |                |                    |              | New construction 4 yrs | Mobile homes |  |
|---|---------------------|-----------|--------------|--------------|--------------|--------------|-------------|-------------|---------------------|---------------|----------------|--------------------|--------------|------------------------|--------------|--|
|   |                     |           | Occupied     |              |              |              | Vacant      |             |                     |               |                |                    |              |                        |              |  |
|   |                     |           | Total        | Total        | Owner        | Renter       | Total       | For rent    | Rental vacancy rate | For sale only | Rented or sold | Occasional use/URE | Other vacant |                        |              |  |
| <b>Total</b> .....  | <b>565.9</b>        | <b>.9</b> | <b>565.1</b> | <b>538.4</b> | <b>321.9</b> | <b>214.5</b> | <b>28.7</b> | <b>12.9</b> | <b>5.6</b>          | <b>2.9</b>    | <b>4.1</b>     | <b>5.1</b>         | <b>3.6</b>   | <b>21.8</b>            | <b>2.0</b>   |  |
| <b>Equipment<sup>1</sup></b>                                    |                     |           |              |              |              |              |             |             |                     |               |                |                    |              |                        |              |  |
| Lacking complete kitchen facilities.....                        | 19.3                | -         | 19.3         | 7.7          | 1.6          | 6.1          | 11.6        | 5.9         | 46.6                | 1.1           | 2.4            | .1                 | 2.1          | .7                     | .1           |  |
| With complete kitchen (sink, refrigerator and burners).....     | 546.6               | .9        | 545.8        | 528.7        | 320.3        | 208.4        | 17.1        | 7.0         | 3.2                 | 1.9           | 1.8            | 5.0                | 1.5          | 21.1                   | 1.9          |  |
| Kitchen sink.....   | 561.7               | .9        | 560.9        | 533.1        | 320.9        | 212.2        | 27.8        | 12.5        | 5.5                 | 2.9           | 3.8            | 5.1                | 3.4          | 21.4                   | 1.8          |  |
| Refrigerator.....   | 553.1               | .9        | 552.2        | 534.4        | 321.5        | 212.9        | 17.8        | 7.5         | 3.4                 | 1.9           | 1.9            | 5.0                | 1.5          | 21.3                   | 2.0          |  |
| Less than 5 years old.....                                      | 177.7               | -         | 177.7        | 172.1        | 106.3        | 63.8         | 5.6         | 2.8         | 4.2                 | .5            | .6             | 1.3                | .3           | 17.5                   | .7           |  |
| Age not reported.....   | 16.4                | -         | 16.4         | 14.3         | 1.0          | 13.3         | 2.0         | 1.0         | 6.8                 | .2            | .4             | .5                 | -            | .3                     | -            |  |
| Burners and oven.....   | 550.9               | .9        | 550.1        | 531.9        | 321.5        | 210.4        | 18.2        | 7.5         | 3.4                 | 1.9           | 2.2            | 5.0                | 1.7          | 21.3                   | 2.0          |  |
| Less than 5 years old.....                                      | 141.7               | -         | 141.7        | 136.3        | 84.3         | 52.0         | 5.4         | 2.8         | 5.2                 | .6            | .6             | 1.4                | -            | 17.2                   | 1.0          |  |
| Age not reported.....   | 15.2                | -         | 15.2         | 13.4         | 2.1          | 11.3         | 1.8         | .7          | 5.7                 | .2            | .5             | .5                 | -            | .3                     | -            |  |
| Burners only.....   | 1.0                 | -         | 1.0          | .9           | .2           | .7           | .1          | .1          | 14.8                | -             | -              | -                  | -            | -                      | -            |  |
| Less than 5 years old.....                                      | .2                  | -         | .2           | .2           | -            | .2           | -           | -           | -                   | -             | -              | -                  | -            | -                      | -            |  |
| Age not reported.....   | -                   | -         | -            | -            | -            | -            | -           | -           | -                   | -             | -              | -                  | -            | -                      | -            |  |
| Oven only.....  | 1.4                 | -         | 1.4          | 1.3          | -            | 1.3          | .1          | .1          | 8.5                 | -             | -              | -                  | -            | -                      | -            |  |
| Less than 5 years old.....                                      | .8                  | -         | .8           | .6           | -            | .6           | .1          | .1          | 16.0                | -             | -              | -                  | -            | -                      | -            |  |
| Age not reported.....   | .1                  | -         | .1           | .1           | -            | .1           | -           | -           | -                   | -             | -              | -                  | -            | -                      | -            |  |
| Neither burners nor oven.....                                   | 12.6                | -         | 12.6         | 2.4          | .2           | 2.2          | 10.3        | 5.2         | 68.2                | 1.1           | 2.0            | .1                 | 1.9          | .4                     | -            |  |
| Dishwasher.....   | 210.7               | -         | 210.7        | 203.0        | 163.3        | 99.7         | 7.7         | 2.5         | 5.9                 | 1.7           | 1.0            | 1.8                | .8           | 15.6                   | .1           |  |
| Less than 5 years old.....                                      | 70.8                | -         | 70.8         | 67.5         | 54.3         | 13.1         | 3.4         | 1.8         | 11.9                | .6            | .4             | .6                 | -            | 14.3                   | -            |  |
| Age not reported.....   | 9.2                 | -         | 9.2          | 8.9          | 3.3          | 5.6          | .2          | .1          | 2.0                 | -             | .1             | -                  | -            | .2                     | -            |  |
| Washing machine.....  | 377.7               | .2        | 377.5        | 371.5        | 304.3        | 67.1         | 6.0         | 1.2         | 1.7                 | .8            | .9             | 2.0                | 1.1          | 14.9                   | 1.9          |  |
| Less than 5 years old.....                                      | 131.0               | .2        | 130.8        | 126.5        | 100.1        | 28.4         | 2.3         | 1.1         | 3.6                 | .2            | .4             | .6                 | -            | 8.2                    | .7           |  |
| Age not reported.....   | 3.7                 | -         | 3.7          | 3.3          | 1.3          | 1.9          | .4          | -           | -                   | -             | .4             | -                  | -            | .3                     | -            |  |
| Clothes dryer.....  | 357.5               | .2        | 357.3        | 351.7        | 293.7        | 58.0         | 5.6         | 1.4         | 2.3                 | .8            | .8             | 1.8                | .8           | 14.5                   | 1.6          |  |
| Less than 5 years old.....                                      | 109.4               | .2        | 109.2        | 106.7        | 82.1         | 24.6         | 2.5         | .9          | 3.4                 | .2            | .4             | .7                 | .2           | 7.3                    | .8           |  |
| Age not reported.....   | 4.3                 | -         | 4.3          | 3.9          | 2.0          | 1.9          | .4          | -           | -                   | -             | .4             | -                  | -            | .3                     | -            |  |
| Disposal in kitchen sink.....                                   | 245.3               | -         | 245.3        | 235.2        | 147.6        | 87.6         | 10.1        | 4.2         | 4.6                 | 1.5           | 1.5            | 2.3                | .5           | 18.4                   | .6           |  |
| Less than 5 years old.....                                      | 84.5                | -         | 84.5         | 80.0         | 54.0         | 26.0         | 4.5         | 2.5         | 8.8                 | .6            | .5             | .8                 | -            | 17.5                   | .3           |  |
| Age not reported.....   | 14.9                | -         | 14.9         | 13.7         | 3.0          | 10.7         | 1.2         | .4          | 3.1                 | -             | .5             | .4                 | -            | .3                     | .1           |  |
| <b>Air conditioning:</b>  |                     |           |              |              |              |              |             |             |                     |               |                |                    |              |                        |              |  |
| Central.....  | 149.8               | -         | 149.8        | 143.7        | 116.5        | 27.1         | 6.2         | 1.9         | 6.5                 | 1.2           | .6             | 2.1                | .4           | 12.0                   | .6           |  |
| 1 room unit.....  | 162.8               | .2        | 162.7        | 158.8        | 76.1         | 82.8         | 3.8         | 2.5         | 2.9                 | .2            | .6             | .3                 | .2           | 4.2                    | .7           |  |
| 2 room units.....   | 39.7                | -         | 39.7         | 39.4         | 29.7         | 9.7          | .3          | -           | -                   | -             | .2             | .1                 | -            | .3                     | .1           |  |
| 3 room units or more.....                                       | 6.8                 | -         | 6.8          | 6.8          | 5.6          | 1.1          | -           | -           | -                   | -             | -              | -                  | -            | -                      | -            |  |
| <b>Main Heating Equipment</b>                                   |                     |           |              |              |              |              |             |             |                     |               |                |                    |              |                        |              |  |
| Warm-air furnace.....   | 417.8               | .2        | 417.6        | 399.5        | 275.5        | 124.0        | 16.1        | 6.8         | 5.1                 | 2.7           | 2.7            | 3.3                | 2.6          | 15.7                   | 2.0          |  |
| Steam or hot water system.....                                  | 102.8               | -         | 102.8        | 95.9         | 34.1         | 61.9         | 6.9         | 4.0         | 6.1                 | .2            | 1.1            | 1.2                | .4           | 1.9                    | -            |  |
| Electric heat pump.....   | 3.0                 | -         | 3.0          | 2.7          | 1.6          | 1.1          | .3          | .3          | 21.3                | -             | -              | -                  | -            | .4                     | -            |  |
| Built-in electric units.....                                    | 29.7                | -         | 29.7         | 27.4         | 7.0          | 20.5         | 2.3         | 1.4         | 6.2                 | -             | .4             | .3                 | .2           | 3.7                    | -            |  |
| Floor, wall, or other built-in hot air units without ducts..... | 2.3                 | -         | 2.3          | 2.1          | .4           | 1.7          | .1          | -           | -                   | -             | -              | .1                 | -            | -                      | -            |  |
| Room heaters with flue.....                                     | 5.2                 | -         | 5.2          | 4.9          | .6           | 4.2          | .3          | .3          | 7.1                 | -             | -              | -                  | -            | -                      | -            |  |
| Room heaters without flue.....                                  | 1.1                 | -         | 1.1          | .9           | .4           | .5           | .2          | -           | -                   | -             | -              | -                  | .2           | -                      | -            |  |
| Portable electric heaters.....                                  | .3                  | .2        | .1           | .1           | -            | .1           | -           | -           | -                   | -             | -              | -                  | -            | -                      | -            |  |
| Stoves.....   | 1.3                 | -         | 1.3          | 1.3          | 1.1          | .2           | -           | -           | -                   | -             | -              | -                  | -            | -                      | -            |  |
| Fireplaces with inserts.....                                    | .9                  | .2        | .7           | .7           | .7           | -            | -           | -           | -                   | -             | -              | -                  | -            | -                      | -            |  |
| Fireplaces without inserts.....                                 | -                   | -         | -            | -            | -            | -            | -           | -           | -                   | -             | -              | -                  | -            | -                      | -            |  |
| Other.....  | .8                  | -         | .8           | .5           | .4           | .1           | .3          | .1          | 48.1                | -             | -              | -                  | .2           | -                      | -            |  |
| None.....   | .7                  | .3        | .4           | .2           | -            | .2           | .2          | -           | -                   | -             | -              | .2                 | -            | -                      | -            |  |
| <b>Other Heating Equipment</b>                                  |                     |           |              |              |              |              |             |             |                     |               |                |                    |              |                        |              |  |
| With other heating equipment <sup>1</sup> .....                 | 121.2               | -         | 121.2        | 117.8        | 99.4         | 18.4         | 3.4         | 1.0         | 5.3                 | 1.0           | .6             | .6                 | .2           | 7.8                    | .3           |  |
| Warm-air furnace.....   | 2.5                 | -         | 2.5          | 2.5          | 2.2          | .4           | -           | -           | -                   | -             | -              | -                  | -            | -                      | -            |  |
| Steam or hot water system.....                                  | 1.2                 | -         | 1.2          | 1.2          | .9           | .2           | -           | -           | -                   | -             | -              | -                  | -            | -                      | -            |  |
| Electric heat pump.....   | .7                  | -         | .7           | .7           | .5           | .1           | -           | -           | -                   | -             | -              | -                  | -            | .2                     | -            |  |
| Built-in electric units.....                                    | 14.7                | -         | 14.7         | 13.8         | 12.4         | 1.3          | 1.0         | .1          | 9.9                 | .7            | .1             | -                  | -            | .4                     | -            |  |
| Floor, wall, or other built-in hot-air units without ducts..... | 1.0                 | -         | 1.0          | 1.0          | .6           | .4           | -           | -           | -                   | -             | -              | -                  | -            | -                      | -            |  |
| Room heaters with flue.....                                     | 5.1                 | -         | 5.1          | 5.0          | 4.1          | .8           | .2          | -           | -                   | .2            | -              | -                  | -            | -                      | -            |  |
| Room heaters without flue.....                                  | 1.7                 | -         | 1.7          | 1.5          | 1.5          | -            | .1          | .1          | 100.0               | -             | -              | -                  | -            | -                      | -            |  |
| Portable electric heaters.....                                  | 39.9                | -         | 39.9         | 39.6         | 27.8         | 11.8         | .2          | .1          | 1.0                 | -             | -              | .1                 | -            | .6                     | .2           |  |
| Stoves.....   | 9.6                 | -         | 9.6          | 9.6          | 8.5          | 1.0          | -           | -           | -                   | -             | -              | -                  | -            | .3                     | -            |  |
| Fireplaces with inserts.....                                    | 22.7                | -         | 22.7         | 21.1         | 19.9         | 1.2          | 1.6         | .5          | 28.9                | .3            | .5             | .1                 | .2           | 4.5                    | .1           |  |
| Fireplaces with no inserts.....                                 | 36.3                | -         | 36.3         | 35.7         | 34.3         | 1.4          | .6          | .1          | 9.4                 | .2            | -              | .3                 | -            | 2.0                    | -            |  |
| Other.....  | 2.8                 | -         | 2.8          | 2.8          | 2.5          | .3           | -           | -           | -                   | -             | -              | -                  | -            | .2                     | -            |  |
| <b>Plumbing<sup>2</sup></b>                                     |                     |           |              |              |              |              |             |             |                     |               |                |                    |              |                        |              |  |
| With all plumbing facilities.....                               | ...                 | ...       | ...          | ...          | ...          | ...          | ...         | ...         | ...                 | ...           | ...            | ...                | ...          | ...                    | ...          |  |
| Lacking some plumbing facilities <sup>1</sup> .....             | ...                 | ...       | ...          | ...          | ...          | ...          | ...         | ...         | ...                 | ...           | ...            | ...                | ...          | ...                    | ...          |  |
| No hot piped water.....   | ...                 | ...       | ...          | ...          | ...          | ...          | ...         | ...         | ...                 | ...           | ...            | ...                | ...          | ...                    | ...          |  |
| No bathtub nor shower.....                                      | ...                 | ...       | ...          | ...          | ...          | ...          | ...         | ...         | ...                 | ...           | ...            | ...                | ...          | ...                    | ...          |  |
| No flush toilet.....  | ...                 | ...       | ...          | ...          | ...          | ...          | ...         | ...         | ...                 | ...           | ...            | ...                | ...          | ...                    | ...          |  |
| No plumbing facilities for exclusive use.....                   | ...                 | ...       | ...          | ...          | ...          | ...          | ...         | ...         | ...                 | ...           | ...            | ...                | ...          | ...                    | ...          |  |
| <b>Source of Water</b>  |                     |           |              |              |              |              |             |             |                     |               |                |                    |              |                        |              |  |
| Public system or private company.....                           | 484.2               | -         | 484.2        | 458.5        | 254.9        | 203.6        | 25.8        | 12.5        | 5.8                 | 2.4           | 3.0            | 4.4                | 3.4          | 19.0                   | 1.4          |  |
| Well serving 1 to 5 units.....                                  | 81.3                | .9        | 80.4         | 77.5         | 66.7         | 10.8         | 2.9         | .4          | 3.4                 | .5            | 1.1            | .7                 | .2           | 2.7                    | .6           |  |
| Dug.....  | 70.8                | .5        | 70.3         | 68.6         | 61.1         | 7.4          | 1.8         | .3          | 3.4                 | .3            | .6             | .4                 | .2           | 2.6                    | .5           |  |
| Dug.....  | 1.6                 | .2        | 1.5          | 1.5          | 1.2          | .3           | -           | -           | -                   | -             | -              | -                  | -            | -                      | -            |  |
| Not reported.....   | 8.6                 | -         | 8.6          | 7.5          | 4.4          | 3.1          | 1.1         | .1          | 3.6                 | .2            | .5             | .3                 | -            | .1                     | .1           |  |
| Other.....  | .4                  | -         | .4           | .4           | .3           | .1           | -           | -           | -                   | -             | -              | -                  | -            | -                      | -            |  |
| <b>Means of Sewage Disposal</b>                                 |                     |           |              |              |              |              |             |             |                     |               |                |                    |              |                        |              |  |
| Public sewer.....   | 505.5               | -         | 505.5        | 478.7        | 273.9        | 204.8        | 26.9        | 12.8        | 5.8                 | 2.7           | 3.4            | 4.4                | 3.6          | 19.6                   | 1.4          |  |
| Septic tank, cesspool, chemical toilet.....                     | 60.3                | .9        | 59.4         | 57.6         | 48.0         | 9.6          | 1.8         | .1          | 1.2                 | .2            | .8             | .7                 | -            | 2.1                    | .6           |  |
| Other.....  | .1                  | -         | .1           | .1           | -            | .1           | -           | -           | -                   | -             | -              | -                  | -            | -                      | -            |  |

<sup>1</sup>Figures may not add to total because more than one category may apply to a unit.  
<sup>2</sup>Data not up to publication standards; see "Qualifications of the Data" section in the Introduction.

**Table 1-5. Fuels - All Housing Units**

[Numbers in thousands. For meaning of symbols, see text.]

| Characteristics                             | Total housing units | Seasonal | Year-round |       |       |        |       |          |                     |               |                 |                      | New construction 4 yrs | Mobile homes |              |
|---|---------------------|----------|------------|-------|-------|--------|-------|----------|---------------------|---------------|-----------------|----------------------|------------------------|--------------|--------------|
|   |                     |          | Occupied   |       |       | Vacant |       |          |                     |               |                 |                      |                        |              |              |
|   |                     |          | Total      | Total | Owner | Renter | Total | For rent | Rental vacancy rate | For sale only | Rent-ed or sold | Occa-sional use/ URE |                        |              | Other vacant |
| <b>Total</b> .....                          | 565.9               | .9       | 565.1      | 536.4 | 321.9 | 214.5  | 28.7  | 12.9     | 5.6                 | 2.9           | 4.1             | 5.1                  | 3.6                    | 21.8         | 2.0          |
| <b>Main House Heating Fuel</b>              |                     |          |            |       |       |        |       |          |                     |               |                 |                      |                        |              |              |
| Housing units with heating fuel.....        | 565.2               | .5       | 564.7      | 536.2 | 321.9 | 214.3  | 28.5  | 12.9     | 5.6                 | 2.9           | 4.1             | 5.0                  | 3.6                    | 21.8         | 2.0          |
| Electricity.....                            | 37.6                | .2       | 37.5       | 34.6  | 9.8   | 24.7   | 2.9   | 1.7      | 6.2                 | .3            | .4              | .3                   | .2                     | 4.8          | -.           |
| Piped gas.....                              | 441.7               | ..       | 441.7      | 419.5 | 258.0 | 181.5  | 22.3  | 10.2     | 5.9                 | 2.2           | 2.8             | 4.0                  | 3.0                    | 16.2         | 1.9          |
| Bottled gas.....                            | 5.1                 | ..       | 5.1        | 4.9   | 3.9   | 1.0    | .1    | ..       | ..                  | ..            | .1              | ..                   | ..                     | .5           | .1           |
| Fuel oil.....                               | 76.5                | .2       | 76.3       | 73.1  | 47.1  | 26.0   | 3.2   | 1.0      | 3.7                 | .4            | .9              | .7                   | .3                     | .3           | ..           |
| Kerosene or other liquid fuel.....          | ..                  | ..       | ..         | ..    | ..    | ..     | ..    | ..       | ..                  | ..            | ..              | ..                   | ..                     | ..           | ..           |
| Coal or coke.....                           | ..                  | ..       | ..         | ..    | ..    | ..     | ..    | ..       | ..                  | ..            | ..              | ..                   | ..                     | ..           | ..           |
| Wood.....                                   | 3.0                 | .2       | 2.9        | 2.9   | 2.7   | .2     | ..    | ..       | ..                  | ..            | ..              | ..                   | ..                     | ..           | ..           |
| Solar energy.....                           | .2                  | ..       | .2         | .2    | .2    | ..     | ..    | ..       | ..                  | ..            | ..              | ..                   | ..                     | ..           | ..           |
| Other.....                                  | 1.1                 | ..       | 1.1        | 1.1   | .2    | .8     | ..    | ..       | ..                  | ..            | ..              | ..                   | ..                     | ..           | ..           |
| <b>Other House Heating Fuels</b>            |                     |          |            |       |       |        |       |          |                     |               |                 |                      |                        |              |              |
| With other heating fuels <sup>1</sup> ..... | 59.7                | ..       | 59.7       | 59.5  | 50.4  | 9.1    | ..    | ..       | ..                  | ..            | ..              | ..                   | ..                     | 2.5          | .3           |
| Electricity.....                            | 26.4                | ..       | 26.4       | 26.2  | 21.3  | 7.0    | ..    | ..       | ..                  | ..            | ..              | ..                   | ..                     | .5           | .2           |
| Piped gas.....                              | 1.9                 | ..       | 1.9        | 1.9   | 1.8   | .1     | ..    | ..       | ..                  | ..            | ..              | ..                   | ..                     | ..           | ..           |
| Bottled gas.....                            | .3                  | ..       | .3         | .3    | .3    | ..     | ..    | ..       | ..                  | ..            | ..              | ..                   | ..                     | ..           | ..           |
| Fuel oil.....                               | 2.4                 | ..       | 2.4        | 2.4   | 1.6   | .9     | ..    | ..       | ..                  | ..            | ..              | ..                   | ..                     | ..           | ..           |
| Kerosene or other liquid fuel.....          | 1.5                 | ..       | 1.5        | 1.5   | 1.4   | .1     | ..    | ..       | ..                  | ..            | ..              | ..                   | ..                     | ..           | ..           |
| Coal or coke.....                           | .3                  | ..       | .3         | .3    | .3    | ..     | ..    | ..       | ..                  | ..            | ..              | ..                   | ..                     | .2           | ..           |
| Wood.....                                   | 25.7                | ..       | 25.7       | 25.7  | 24.7  | 1.0    | ..    | ..       | ..                  | ..            | ..              | ..                   | ..                     | 2.0          | .1           |
| Solar energy.....                           | 1.1                 | ..       | 1.1        | 1.1   | 1.1   | ..     | ..    | ..       | ..                  | ..            | ..              | ..                   | ..                     | ..           | ..           |
| Other.....                                  | .2                  | ..       | .2         | .2    | .2    | ..     | ..    | ..       | ..                  | ..            | ..              | ..                   | ..                     | ..           | ..           |
| Not reported.....                           | .3                  | ..       | .3         | .3    | .2    | .1     | ..    | ..       | ..                  | ..            | ..              | ..                   | ..                     | ..           | ..           |
| <b>Cooking Fuel</b>                         |                     |          |            |       |       |        |       |          |                     |               |                 |                      |                        |              |              |
| With cooking fuel.....                      | 553.3               | .9       | 552.4      | 534.0 | 321.7 | 212.3  | 18.4  | 7.7      | 3.5                 | 1.9           | 2.2             | 5.0                  | 1.7                    | 21.3         | 2.0          |
| Electricity.....                            | 288.4               | .9       | 288.5      | 279.2 | 188.3 | 90.9   | 9.3   | 3.7      | 3.9                 | 1.2           | 1.3             | 2.5                  | .6                     | 16.8         | .1           |
| Gas.....                                    | 263.7               | ..       | 263.7      | 254.8 | 133.4 | 121.2  | 9.1   | 4.0      | 3.2                 | .7            | .9              | 2.6                  | 1.1                    | 4.5          | 1.9          |
| Kerosene or other liquid fuel.....          | .1                  | ..       | .1         | .1    | ..    | .1     | ..    | ..       | ..                  | ..            | ..              | ..                   | ..                     | ..           | ..           |
| Coal or coke.....                           | ..                  | ..       | ..         | ..    | ..    | ..     | ..    | ..       | ..                  | ..            | ..              | ..                   | ..                     | ..           | ..           |
| Wood.....                                   | ..                  | ..       | ..         | ..    | ..    | ..     | ..    | ..       | ..                  | ..            | ..              | ..                   | ..                     | ..           | ..           |
| Other.....                                  | .1                  | ..       | .1         | .1    | ..    | .1     | ..    | ..       | ..                  | ..            | ..              | ..                   | ..                     | ..           | ..           |
| <b>Water Heating Fuel</b>                   |                     |          |            |       |       |        |       |          |                     |               |                 |                      |                        |              |              |
| With hot piped water.....                   | 564.2               | .7       | 563.6      | 535.0 | 321.9 | 213.1  | 28.6  | 12.8     | 5.6                 | 2.9           | 4.1             | 5.1                  | 3.6                    | 21.8         | 2.0          |
| Electricity.....                            | 122.1               | .7       | 121.4      | 114.6 | 68.2  | 46.3   | 6.9   | 3.0      | 6.0                 | .8            | .9              | 1.8                  | .8                     | 8.7          | .3           |
| Gas.....                                    | 435.8               | ..       | 435.8      | 414.7 | 249.8 | 164.9  | 21.2  | 9.6      | 5.5                 | 2.3           | 3.0             | 3.4                  | 2.9                    | 13.1         | 1.7          |
| Fuel oil.....                               | 5.0                 | ..       | 5.0        | 4.5   | 3.1   | 1.4    | .5    | .2       | 13.9                | ..            | .3              | ..                   | ..                     | ..           | ..           |
| Kerosene or other liquid fuel.....          | ..                  | ..       | ..         | ..    | ..    | ..     | ..    | ..       | ..                  | ..            | ..              | ..                   | ..                     | ..           | ..           |
| Coal or coke.....                           | ..                  | ..       | ..         | ..    | ..    | ..     | ..    | ..       | ..                  | ..            | ..              | ..                   | ..                     | ..           | ..           |
| Wood.....                                   | .1                  | ..       | .1         | .1    | .1    | ..     | ..    | ..       | ..                  | ..            | ..              | ..                   | ..                     | ..           | ..           |
| Solar energy.....                           | .7                  | ..       | .7         | .7    | .7    | ..     | ..    | ..       | ..                  | ..            | ..              | ..                   | ..                     | ..           | ..           |
| Other.....                                  | .5                  | ..       | .5         | .5    | ..    | .5     | ..    | ..       | ..                  | ..            | ..              | ..                   | ..                     | ..           | ..           |
| <b>Central Air Conditioning Fuel</b>        |                     |          |            |       |       |        |       |          |                     |               |                 |                      |                        |              |              |
| With central air conditioning.....          | 149.8               | ..       | 149.8      | 143.7 | 116.5 | 27.1   | 6.2   | 1.9      | 6.5                 | 1.2           | .6              | 2.1                  | .4                     | 12.0         | .6           |
| Electricity.....                            | 137.7               | ..       | 137.7      | 132.1 | 106.8 | 25.2   | 5.6   | 1.8      | 6.6                 | 1.1           | .6              | 1.8                  | .4                     | 11.7         | .6           |
| Gas.....                                    | 11.9                | ..       | 11.9       | 11.4  | 9.5   | 1.9    | .5    | .1       | 5.8                 | .1            | ..              | .3                   | ..                     | .3           | ..           |
| Other.....                                  | .2                  | ..       | .2         | .2    | .2    | ..     | ..    | ..       | ..                  | ..            | ..              | ..                   | ..                     | ..           | ..           |
| <b>Clothes Dryer Fuel</b>                   |                     |          |            |       |       |        |       |          |                     |               |                 |                      |                        |              |              |
| With clothes dryer.....                     | 357.5               | .2       | 357.3      | 351.7 | 283.7 | 58.0   | 5.6   | 1.4      | 2.3                 | .8            | .8              | 1.8                  | .8                     | 14.5         | 1.6          |
| Electricity.....                            | 203.0               | .2       | 202.8      | 199.0 | 160.4 | 38.6   | 3.8   | 1.2      | 3.0                 | .8            | .3              | 1.0                  | .5                     | 9.3          | 1.1          |
| Gas.....                                    | 154.3               | ..       | 154.3      | 152.5 | 133.0 | 19.5   | 1.8   | .2       | 1.0                 | ..            | .5              | .8                   | .3                     | 5.2          | .5           |
| Other.....                                  | .2                  | ..       | .2         | .2    | .2    | ..     | ..    | ..       | ..                  | ..            | ..              | ..                   | ..                     | ..           | ..           |
| <b>Units Using Each Fuel<sup>1</sup></b>    |                     |          |            |       |       |        |       |          |                     |               |                 |                      |                        |              |              |
| Electricity.....                            | 555.6               | .3       | 555.3      | 536.4 | 321.9 | 214.5  | 18.8  | 12.9     | 5.6                 | 1.1           | 2.0             | 2.8                  | ..                     | 20.9         | 2.0          |
| All-electric units.....                     | 32.2                | .2       | 32.1       | 29.4  | 9.0   | 20.4   | 2.6   | 1.7      | 7.5                 | .3            | .3              | .1                   | ..                     | 4.3          | ..           |
| Gas.....                                    | 488.9               | ..       | 488.9      | 473.1 | 285.4 | 187.6  | 15.9  | 10.8     | 5.4                 | .8            | 1.6             | 2.7                  | ..                     | 16.3         | 2.0          |
| Fuel oil.....                               | 80.6                | ..       | 80.6       | 78.7  | 50.4  | 28.3   | 1.9   | 1.4      | 4.6                 | ..            | .1              | .4                   | ..                     | .3           | ..           |
| Kerosene or other liquid fuel.....          | 1.6                 | ..       | 1.6        | 1.6   | 1.4   | .2     | ..    | ..       | ..                  | ..            | ..              | ..                   | ..                     | ..           | ..           |
| Coal or coke.....                           | .3                  | ..       | .3         | .3    | .3    | ..     | ..    | ..       | ..                  | ..            | ..              | ..                   | ..                     | ..           | ..           |
| Wood.....                                   | 28.8                | .2       | 28.6       | 28.6  | 27.4  | 1.2    | ..    | ..       | ..                  | ..            | ..              | ..                   | ..                     | 2.0          | .1           |
| Solar energy.....                           | 1.6                 | ..       | 1.6        | 1.6   | 1.6   | ..     | ..    | ..       | ..                  | ..            | ..              | ..                   | ..                     | ..           | ..           |
| Other.....                                  | 1.4                 | ..       | 1.4        | 1.4   | .4    | 1.0    | ..    | ..       | ..                  | ..            | ..              | ..                   | ..                     | ..           | ..           |

<sup>1</sup>Figures may not add to total because more than one category may apply to a unit.

**Table 1-6. Housing and Neighborhood Quality - All Housing Units**

[Numbers in thousands. For meaning of symbols, see text.]

| Characteristics  | Total housing units | Seasonal | Year-round |       |        |        |          |                     |               |                  |                       |              | New construction 4 yrs | Mobile homes |     |
|--|---------------------|----------|------------|-------|--------|--------|----------|---------------------|---------------|------------------|-----------------------|--------------|------------------------|--------------|-----|
|  |                     |          | Occupied   |       |        | Vacant |          |                     |               |                  |                       |              |                        |              |     |
|  |                     |          | Total      | Owner | Renter | Total  | For rent | Rental vacancy rate | For sale only | Rent- ed or sold | Occa- sional use/ URE | Other vacant |                        |              |     |
| <b>Total</b> .....   | 565.9               | .9       | 565.1      | 536.4 | 321.9  | 214.5  | 28.7     | 12.9                | 5.6           | 2.9              | 4.1                   | 5.1          | 3.6                    | 21.8         | 2.0 |
| <b>Selected Amenities<sup>1</sup></b>                      |                     |          |            |       |        |        |          |                     |               |                  |                       |              |                        |              |     |
| Porch, deck, balcony, or patio .....                       | 389.6               | .5       | 389.1      | 371.0 | 253.3  | 117.7  | 18.2     | 6.9                 | 5.5           | 2.4              | 2.9                   | 3.4          | 2.4                    | 15.3         | 1.3 |
| Not reported .....   | 1.0                 | -        | 1.0        | 1.0   | .5     | .5     | -        | -                   | -             | -                | -                     | -            | -                      | -            | -   |
| Usable fireplace .....                                     | 135.0               | .2       | 134.9      | 128.9 | 119.5  | 9.4    | 6.0      | 1.0                 | 9.7           | 1.5              | 1.3                   | 1.8          | .4                     | 10.1         | .3  |
| Separate dining room .....                                 | 258.8               | -        | 258.8      | 247.6 | 180.4  | 67.2   | 11.2     | 4.3                 | 6.0           | 1.7              | 1.2                   | 2.3          | 1.7                    | 8.3          | .2  |
| With 2 or more living rooms or recreation rooms, etc. .... | 170.7               | -        | 170.7      | 165.5 | 148.7  | 16.7   | 5.3      | .4                  | 2.2           | 1.6              | 1.5                   | 1.6          | .2                     | 7.4          | .1  |
| Garage or carport included with home .....                 | 370.5               | .2       | 370.3      | 362.2 | 294.9  | 67.2   | 8.1      | 2.7                 | 3.9           | 2.1              | 2.3                   | 1.0          | -                      | 16.5         | .2  |
| Not included .....   | 188.7               | .7       | 188.0      | 173.6 | 27.0   | 146.7  | 14.4     | 10.2                | 6.4           | .5               | 1.9                   | 1.8          | -                      | 5.2          | 1.8 |
| Offstreet parking included .....                           | 116.2               | .7       | 115.5      | 108.4 | 19.7   | 88.7   | 7.1      | 4.7                 | 5.0           | .4               | 1.5                   | .5           | -                      | 4.2          | 1.8 |
| Offstreet parking not reported .....                       | 1.7                 | -        | 1.7        | 1.7   | .2     | 1.5    | -        | -                   | -             | -                | -                     | -            | -                      | .5           | -   |
| Garage or carport not reported .....                       | .9                  | -        | .9         | .8    | -      | .6     | .3       | -                   | -             | -                | .3                    | -            | -                      | .1           | -   |
| <b>Owner or Manager on Property</b>                        |                     |          |            |       |        |        |          |                     |               |                  |                       |              |                        |              |     |
| Rental, multiunit <sup>2</sup> .....                       | 192.1               | -        | 192.1      | 177.3 | -      | 177.3  | 14.8     | 11.5                | 6.0           | -                | 1.6                   | 1.7          | -                      | 8.3          | -   |
| Owner or manager lives on property .....                   | 85.1                | -        | 85.1       | 77.9  | -      | 77.9   | 7.3      | 5.3                 | 6.3           | -                | .7                    | 1.4          | -                      | 5.7          | -   |
| Neither owner nor manager lives on property .....          | 107.0               | -        | 107.0      | 99.5  | -      | 99.5   | 7.5      | 6.2                 | 5.8           | -                | .9                    | .4           | -                      | 2.7          | -   |
| <b>Selected Deficiencies<sup>1</sup></b>                   |                     |          |            |       |        |        |          |                     |               |                  |                       |              |                        |              |     |
| Holes in floors .....                                      | 3.5                 | -        | 3.5        | 3.1   | .6     | 2.5    | .4       | .4                  | 12.7          | -                | -                     | -            | -                      | -            | -   |
| Open cracks or holes (interior) .....                      | 24.8                | -        | 24.8       | 23.1  | 5.4    | 17.7   | 1.7      | .7                  | 3.9           | .1               | .3                    | .4           | .1                     | -            | -   |
| Broken plaster or peeling paint (interior) .....           | 22.1                | -        | 22.1       | 20.4  | 6.7    | 13.7   | 1.7      | 1.0                 | 6.9           | .2               | .1                    | .2           | .1                     | .2           | -   |
| No electrical wiring .....                                 | -                   | -        | -          | -     | -      | -      | -        | -                   | -             | -                | -                     | -            | -                      | -            | -   |
| Exposed wiring .....                                       | 10.7                | -        | 10.7       | 10.3  | 3.8    | 6.6    | .4       | .3                  | 4.2           | -                | .1                    | -            | -                      | .6           | -   |
| Rooms without electric outlets .....                       | 13.2                | -        | 13.2       | 12.2  | 4.4    | 7.8    | 1.0      | .3                  | 3.8           | -                | -                     | .3           | .3                     | .2           | -   |
| <b>Description of Area Within 300 Feet<sup>1</sup></b>     |                     |          |            |       |        |        |          |                     |               |                  |                       |              |                        |              |     |
| Single-family detached houses .....                        | 420.3               | .9       | 419.5      | 402.6 | 275.2  | 127.3  | 16.9     | 6.3                 | 4.7           | 1.9              | 3.2                   | 2.8          | 2.6                    | 14.1         | .2  |
| Only single-family detached .....                          | 46.0                | .7       | 45.3       | 44.0  | 36.8   | 7.2    | 1.4      | -                   | -             | .4               | .5                    | .2           | .4                     | 1.1          | -   |
| Single-family attached or 1 to 3 story multiunit .....     | 292.3               | -        | 292.3      | 272.5 | 95.2   | 177.3  | 19.8     | 11.2                | 5.9           | 1.2              | 1.7                   | 3.3          | 2.5                    | 10.8         | -   |
| 4 to 6 story multiunit .....                               | 31.8                | -        | 31.8       | 28.1  | 2.5    | 25.5   | 3.8      | 1.6                 | 5.9           | .1               | .2                    | 1.5          | .2                     | .6           | -   |
| 7 stories or more multiunit .....                          | 12.3                | -        | 12.3       | 11.2  | 1.3    | 9.9    | 1.2      | .4                  | 4.0           | -                | .1                    | .5           | .1                     | -            | -   |
| Mobile homes .....   | 2.9                 | -        | 2.9        | 2.9   | 2.1    | .7     | -        | -                   | -             | -                | -                     | -            | -                      | .5           | 2.0 |
| Residential parking lots .....                             | 186.3               | -        | 186.3      | 174.5 | 98.1   | 106.4  | 11.9     | 5.6                 | 5.0           | 1.2              | 1.6                   | 1.8          | 1.6                    | 6.0          | .1  |
| Commercial, institutional, or industrial .....             | 75.1                | -        | 75.1       | 68.1  | 11.3   | 56.9   | 6.9      | 4.1                 | 6.6           | .6               | .5                    | 1.5          | .2                     | 4.6          | -   |
| Body of water .....  | 22.3                | .9       | 21.4       | 18.9  | 11.9   | 7.0    | 2.5      | -                   | -             | .7               | .5                    | 1.2          | .2                     | 1.1          | -   |
| Open space, park, woods, farm, or ranch .....              | 145.6               | .7       | 144.9      | 136.3 | 87.3   | 51.0   | 6.6      | 3.1                 | 5.7           | 1.0              | .9                    | 1.2          | .3                     | 10.6         | .4  |
| 4+ lane highway, railroad, or airport .....                | 52.2                | -        | 52.2       | 49.4  | 20.3   | 29.2   | 2.7      | 1.4                 | 4.5           | .4               | .2                    | .5           | .2                     | 2.7          | .3  |
| Other .....  | 26.0                | -        | 26.0       | 23.7  | 11.1   | 12.6   | 2.3      | .7                  | 5.0           | .3               | .2                    | .4           | .7                     | 1.0          | -   |
| Not observed or not reported .....                         | 51.1                | -        | 51.1       | 47.9  | 30.5   | 17.4   | 3.3      | 1.2                 | 6.3           | .3               | .4                    | .8           | .9                     | 1.2          | -   |
| <b>Age of Other Residential Buildings Within 300 Feet</b>  |                     |          |            |       |        |        |          |                     |               |                  |                       |              |                        |              |     |
| Older .....  | 25.9                | -        | 25.9       | 22.9  | 6.9    | 16.0   | 3.0      | 1.8                 | 10.0          | .3               | .4                    | .5           | -                      | 5.5          | .1  |
| About the same .....                                       | 429.0               | .3       | 428.7      | 409.9 | 258.1  | 151.8  | 18.7     | 7.6                 | 4.7           | 2.0              | 3.2                   | 3.1          | 2.9                    | 12.5         | 1.5 |
| Newer .....  | 13.7                | -        | 13.7       | 12.9  | 8.3    | 4.6    | .8       | .2                  | 4.8           | .2               | -                     | -            | .4                     | .2           | -   |
| Very mixed .....   | 57.8                | .5       | 57.3       | 53.0  | 20.8   | 32.2   | 4.3      | 2.5                 | 7.2           | .1               | .3                    | 1.3          | .1                     | 2.4          | .4  |
| No other residential buildings .....                       | 12.4                | -        | 12.4       | 11.5  | 7.3    | 4.2    | .9       | .3                  | 6.5           | .3               | .1                    | .2           | -                      | .7           | -   |
| Not reported .....   | 27.2                | -        | 27.2       | 26.3  | 20.5   | 5.8    | .9       | .5                  | 8.1           | -                | .1                    | .1           | .2                     | .4           | -   |
| <b>Mobile Homes in Group</b>                               |                     |          |            |       |        |        |          |                     |               |                  |                       |              |                        |              |     |
| Mobile homes .....   | 2.0                 | -        | 2.0        | 2.0   | 2.0    | -      | -        | -                   | -             | -                | -                     | -            | -                      | .5           | 2.0 |
| 1 to 6 .....   | -                   | -        | -          | -     | -      | -      | -        | -                   | -             | -                | -                     | -            | -                      | -            | -   |
| 7 to 20 .....  | -                   | -        | -          | -     | -      | -      | -        | -                   | -             | -                | -                     | -            | -                      | -            | -   |
| 21 or more .....   | 2.0                 | -        | 2.0        | 2.0   | 2.0    | -      | -        | -                   | -             | -                | -                     | -            | -                      | .5           | 2.0 |
| <b>Other Buildings Vandalized or With Interior Exposed</b> |                     |          |            |       |        |        |          |                     |               |                  |                       |              |                        |              |     |
| None .....   | 520.1               | .9       | 519.2      | 493.4 | 292.7  | 200.7  | 25.8     | 11.1                | 5.2           | 2.9              | 3.9                   | 4.8          | 3.0                    | 21.2         | 2.0 |
| 1 building .....   | 5.6                 | -        | 5.6        | 4.4   | .8     | 3.8    | 1.2      | .7                  | 16.5          | -                | .1                    | -            | .3                     | -            | -   |
| More than 1 building .....                                 | 3.5                 | -        | 3.5        | 3.2   | 1.1    | 2.2    | .2       | .2                  | 10.3          | -                | -                     | -            | -                      | -            | -   |
| No buildings within 300 feet .....                         | 9.2                 | -        | 9.2        | 8.7   | 6.8    | 1.9    | .5       | .3                  | 13.2          | -                | -                     | .2           | -                      | .4           | -   |
| Not reported .....   | 27.6                | -        | 27.6       | 26.6  | 20.6   | 6.0    | .9       | .5                  | 7.6           | -                | .1                    | .1           | .2                     | .2           | -   |
| <b>Bars on Windows of Buildings</b>                        |                     |          |            |       |        |        |          |                     |               |                  |                       |              |                        |              |     |
| With other buildings within 300 feet .....                 | 529.1               | .9       | 528.3      | 501.0 | 294.5  | 206.5  | 27.2     | 12.1                | 5.5           | 2.9              | 4.0                   | 4.8          | 3.4                    | 21.2         | 2.0 |
| No bars on windows .....                                   | 518.4               | .9       | 517.5      | 492.0 | 291.5  | 200.5  | 25.5     | 11.2                | 5.2           | 2.9              | 3.8                   | 4.5          | 3.0                    | 21.2         | 2.0 |
| 1 building with bars .....                                 | 3.8                 | -        | 3.8        | 3.0   | .9     | 2.2    | .6       | .2                  | 8.1           | -                | .2                    | .2           | -                      | -            | -   |
| 2 or more buildings with bars .....                        | 6.1                 | -        | 6.1        | 4.9   | 1.5    | 3.4    | 1.2      | .7                  | 18.1          | -                | -                     | .1           | .3                     | -            | -   |
| Not reported .....   | 1.1                 | -        | 1.1        | 1.1   | .6     | .5     | -        | -                   | -             | -                | -                     | -            | -                      | -            | -   |
| <b>Condition of Streets</b>                                |                     |          |            |       |        |        |          |                     |               |                  |                       |              |                        |              |     |
| No repairs needed .....                                    | 479.8               | .3       | 479.3      | 454.6 | 266.3  | 186.2  | 24.6     | 11.2                | 5.6           | 2.7              | 3.5                   | 4.1          | 3.2                    | 19.6         | 1.5 |
| Minor repairs needed .....                                 | 43.9                | .5       | 43.4       | 41.3  | 27.8   | 13.6   | 2.1      | .7                  | 4.7           | .2               | .3                    | .7           | .2                     | .8           | .5  |
| Major repairs needed .....                                 | 8.0                 | -        | 8.0        | 7.4   | 3.7    | 3.7    | .6       | .4                  | 9.9           | -                | .2                    | -            | -                      | .6           | -   |
| No streets within 300 feet .....                           | 7.5                 | -        | 7.5        | 7.1   | 4.0    | 3.2    | .3       | .1                  | 3.6           | -                | -                     | .2           | -                      | .5           | -   |
| Not reported .....   | 26.9                | -        | 26.9       | 26.0  | 20.2   | 5.8    | .9       | .5                  | 8.0           | -                | .1                    | .1           | .2                     | .2           | -   |
| <b>Trash, Litter, or Junk on Streets or any Properties</b> |                     |          |            |       |        |        |          |                     |               |                  |                       |              |                        |              |     |
| None .....   | 466.1               | .9       | 465.2      | 443.9 | 278.8  | 165.1  | 21.3     | 8.7                 | 5.0           | 2.4              | 3.4                   | 4.3          | 2.5                    | 20.8         | 1.6 |
| Minor accumulation .....                                   | 68.8                | -        | 68.8       | 62.5  | 21.6   | 40.9   | 6.3      | 3.5                 | 7.9           | .5               | .6                    | .7           | .9                     | .8           | .4  |
| Major accumulation .....                                   | 4.2                 | -        | 4.2        | 4.1   | 1.2    | 2.9    | .1       | .1                  | 4.0           | -                | -                     | -            | -                      | -            | -   |
| Not reported .....   | 26.9                | -        | 26.8       | 25.9  | 20.3   | 5.6    | .9       | .5                  | 6.4           | -                | .1                    | .1           | .2                     | .2           | -   |

<sup>1</sup>Figures may not add to total because more than one category may apply to a unit.  
<sup>2</sup>Two or more units of any tenure in the structure.

**Table 1-7. Financial Characteristics - All Housing Units**

[Numbers in thousands. For meaning of symbols, see text.]

| Characteristics  | Total housing units | Seasonal | Year-round |       |       |        |        |          |                     |               |                 |                      |              | New construction 4 yrs | Mobile homes |     |
|--|---------------------|----------|------------|-------|-------|--------|--------|----------|---------------------|---------------|-----------------|----------------------|--------------|------------------------|--------------|-----|
|  |                     |          | Occupied   |       |       |        | Vacant |          |                     |               |                 |                      |              |                        |              |     |
|  |                     |          | Total      | Total | Owner | Renter | Total  | For rent | Rental vacancy rate | For sale only | Rent-ed or sold | Occa-sional use/ URE | Other vacant |                        |              |     |
| <b>Total</b> .....   | 565.9               | .9       | 565.1      | 536.4 | 321.9 | 214.5  | 28.7   | 12.9     | 5.6                 | 2.9           | 4.1             | 5.1                  | 3.6          | 21.3                   | 2.0          |     |
| <b>Monthly Housing Costs<sup>1</sup></b>   |                     |          |            |       |       |        |        |          |                     |               |                 |                      |              |                        |              |     |
| Less than \$100 .....  | 2.0                 | ...      | 2.0        | 1.2   | .2    | 1.1    | .8     | .8       | 42.4                | ...           | ...             | ...                  | ...          | ...                    | ...          | ... |
| \$100 to \$199 .....   | 25.8                | ...      | 25.8       | 24.9  | 7.7   | 17.2   | .9     | .9       | 5.2                 | ...           | ...             | ...                  | ...          | 1.1                    | .1           |     |
| \$200 to \$249 .....   | 26.2                | ...      | 26.2       | 25.2  | 17.1  | 8.0    | 1.1    | 1.1      | 11.6                | ...           | ...             | ...                  | ...          | ...                    | ...          |     |
| \$250 to \$299 .....   | 54.3                | ...      | 54.3       | 51.0  | 33.5  | 17.5   | 3.3    | 3.3      | 15.8                | ...           | ...             | ...                  | ...          | .7                     | .7           |     |
| \$300 to \$349 .....   | 59.5                | ...      | 59.5       | 56.2  | 33.9  | 24.2   | 1.4    | 1.4      | 5.3                 | ...           | ...             | ...                  | ...          | .3                     | .4           |     |
| \$350 to \$399 .....   | 50.3                | ...      | 50.3       | 49.5  | 21.0  | 20.5   | .8     | .8       | 2.9                 | ...           | ...             | ...                  | ...          | .4                     | .2           |     |
| \$400 to \$449 .....   | 47.0                | ...      | 47.0       | 46.5  | 18.6  | 20.9   | .5     | .5       | 1.6                 | ...           | ...             | ...                  | ...          | .8                     | ...          |     |
| \$450 to \$499 .....   | 41.3                | ...      | 41.3       | 40.9  | 13.4  | 27.5   | .4     | .4       | 1.4                 | ...           | ...             | ...                  | ...          | .1                     | .1           |     |
| \$500 to \$599 .....   | 61.0                | ...      | 61.0       | 59.6  | 27.8  | 31.9   | 1.4    | 1.4      | 4.1                 | ...           | ...             | ...                  | ...          | 3.5                    | .2           |     |
| \$600 to \$699 .....   | 47.1                | ...      | 47.1       | 46.3  | 29.7  | 16.7   | .8     | .8       | 4.6                 | ...           | ...             | ...                  | ...          | 3.1                    | .1           |     |
| \$700 to \$799 .....   | 34.3                | ...      | 34.3       | 33.7  | 28.9  | 4.8    | .6     | .6       | 10.6                | ...           | ...             | ...                  | ...          | 1.2                    | .1           |     |
| \$800 to \$899 .....   | 38.9                | ...      | 38.9       | 38.5  | 36.0  | 2.5    | .4     | .4       | 15.1                | ...           | ...             | ...                  | ...          | 2.9                    | ...          |     |
| \$1,000 to \$1,249 .....   | 19.3                | ...      | 19.3       | 19.0  | 18.1  | .9     | .3     | .3       | 25.0                | ...           | ...             | ...                  | ...          | 2.8                    | ...          |     |
| \$1,250 to \$1,499 .....   | 7.4                 | ...      | 7.4        | 7.1   | 6.8   | .5     | .3     | .3       | 36.3                | ...           | ...             | ...                  | ...          | 1.5                    | ...          |     |
| \$1,500 or more .....  | 6.4                 | ...      | 6.4        | 6.4   | 8.3   | .1     | ...    | ...      | ...                 | ...           | ...             | ...                  | ...          | .9                     | ...          |     |
| No cash rent .....   | 3.2                 | ...      | 3.2        | 3.2   | ...   | 3.2    | ...    | ...      | ...                 | ...           | ...             | ...                  | ...          | ...                    | ...          |     |
| Mortgage payment not reported .....  | 25.1                | ...      | 25.1       | 25.1  | 25.1  | ...    | ...    | ...      | ...                 | ...           | ...             | ...                  | ...          | .9                     | ...          |     |
| Median (excludes no cash rent) .....   | 445                 | ...      | 445        | 447   | 518   | 415    | 314    | 314      | ...                 | ...           | ...             | ...                  | ...          | 690                    | ...          |     |
| <b>Median Monthly Housing Costs For Owners</b>                                   |                     |          |            |       |       |        |        |          |                     |               |                 |                      |              |                        |              |     |
| Monthly costs including all mortgages plus maintenance costs .....               | 547                 | ...      | 547        | 547   | 547   | ...    | ...    | ...      | ...                 | ...           | ...             | ...                  | ...          | 930                    | ...          |     |
| Monthly costs excluding 2nd and subsequent mortgages and maintenance costs ..... | 506                 | ...      | 506        | 506   | 506   | ...    | ...    | ...      | ...                 | ...           | ...             | ...                  | ...          | 878                    | ...          |     |
| <b>Rent Reductions</b>   |                     |          |            |       |       |        |        |          |                     |               |                 |                      |              |                        |              |     |
| No subsidy or income reporting .....   | ...                 | ...      | ...        | 187.4 | ...   | 187.4  | ...    | 11.7     | ...                 | ...           | 1.6             | ...                  | ...          | 7.3                    | ...          |     |
| Rent control .....   | ...                 | ...      | ...        | 187.4 | ...   | 187.4  | ...    | 11.7     | ...                 | ...           | 1.6             | ...                  | ...          | 7.3                    | ...          |     |
| No rent control .....  | ...                 | ...      | ...        | 13.2  | ...   | 13.2   | ...    | ...      | ...                 | ...           | ...             | ...                  | ...          | .1                     | ...          |     |
| Reduced by owner .....   | ...                 | ...      | ...        | 173.2 | ...   | 173.2  | ...    | ...      | ...                 | ...           | ...             | ...                  | ...          | 5.6                    | ...          |     |
| Not reduced by owner .....   | ...                 | ...      | ...        | 1.1   | ...   | 1.1    | ...    | ...      | ...                 | ...           | ...             | ...                  | ...          | ...                    | ...          |     |
| Owner reduction not reported .....   | ...                 | ...      | ...        | ...   | ...   | ...    | ...    | ...      | ...                 | ...           | ...             | ...                  | ...          | ...                    | ...          |     |
| Rent control not reported .....  | ...                 | ...      | ...        | ...   | ...   | ...    | ...    | ...      | ...                 | ...           | ...             | ...                  | ...          | ...                    | ...          |     |
| Owned by public housing authority .....  | ...                 | ...      | ...        | 10.2  | ...   | 10.2   | ...    | .6       | ...                 | ...           | ...             | ...                  | ...          | .6                     | ...          |     |
| Other, Federal subsidy .....   | ...                 | ...      | ...        | 11.7  | ...   | 11.7   | ...    | .5       | ...                 | ...           | 1.1             | ...                  | ...          | .6                     | ...          |     |
| Other, State or local subsidy .....  | ...                 | ...      | ...        | 1.7   | ...   | 1.7    | ...    | ...      | ...                 | ...           | ...             | ...                  | ...          | ...                    | ...          |     |
| Other, income verification .....   | ...                 | ...      | ...        | 2.6   | ...   | 2.6    | ...    | ...      | ...                 | ...           | ...             | ...                  | ...          | .3                     | ...          |     |
| Subsidy or income verification not reported .....                                | ...                 | ...      | ...        | .9    | ...   | .9     | ...    | .1       | ...                 | ...           | ...             | ...                  | ...          | ...                    | ...          |     |
| <b>OWNER HOUSING UNITS</b>   |                     |          |            |       |       |        |        |          |                     |               |                 |                      |              |                        |              |     |
| <b>Total</b> .....   | 328.4               | .3       | 328.1      | 321.6 | 321.9 | ...    | 6.2    | ...      | 2.9                 | 2.4           | .8              | ...                  | ...          | 12.7                   | 2.0          |     |
| <b>Average Monthly Cost Paid for Real Estate Taxes</b>                           |                     |          |            |       |       |        |        |          |                     |               |                 |                      |              |                        |              |     |
| Less than \$25 .....   | 2.6                 | ...      | 2.6        | 2.2   | 2.2   | ...    | .4     | ...      | ...                 | ...           | .4              | ...                  | ...          | 1.1                    | .5           |     |
| \$25 to \$49 .....   | 4.6                 | ...      | 4.6        | 4.1   | 4.1   | ...    | .5     | ...      | ...                 | .1            | .1              | ...                  | ...          | 1.2                    | 1.1          |     |
| \$50 to \$74 .....   | 9.3                 | ...      | 9.3        | 9.3   | 9.3   | ...    | ...    | ...      | ...                 | ...           | ...             | ...                  | ...          | 1.2                    | .1           |     |
| \$75 to \$99 .....   | 18.2                | .2       | 18.0       | 17.5  | 17.5  | ...    | .5     | ...      | ...                 | .3            | .2              | ...                  | ...          | .6                     | .1           |     |
| \$100 to \$149 .....   | 96.8                | .2       | 96.6       | 94.9  | 94.9  | ...    | 1.7    | ...      | ...                 | .8            | .5              | ...                  | ...          | 2.2                    | .2           |     |
| \$150 to \$199 .....   | 107.6               | ...      | 107.6      | 106.8 | 106.8 | ...    | .9     | ...      | ...                 | .6            | .2              | ...                  | ...          | 2.6                    | ...          |     |
| \$200 or more .....  | 89.3                | ...      | 89.3       | 87.1  | 87.1  | ...    | 2.2    | ...      | ...                 | 1.0           | .9              | ...                  | ...          | 3.9                    | ...          |     |
| Median .....   | 165                 | ...      | 165        | 165   | 165   | ...    | 149    | ...      | ...                 | ...           | ...             | ...                  | ...          | 153                    | ...          |     |
| <b>Annual Taxes Paid Per \$1,000 Value</b>                                       |                     |          |            |       |       |        |        |          |                     |               |                 |                      |              |                        |              |     |
| Less than \$5 .....  | 3.2                 | ...      | 3.2        | 2.5   | 2.5   | ...    | .8     | ...      | ...                 | .2            | .6              | ...                  | ...          | 2.0                    | .1           |     |
| \$5 to \$9 .....   | 2.2                 | ...      | 2.2        | 2.1   | 2.1   | ...    | .1     | ...      | ...                 | .1            | ...             | ...                  | ...          | 1.1                    | ...          |     |
| \$10 to \$14 .....   | 10.7                | ...      | 10.7       | 10.7  | 10.7  | ...    | ...    | ...      | ...                 | ...           | ...             | ...                  | ...          | .7                     | .4           |     |
| \$15 to \$19 .....   | 35.6                | ...      | 35.6       | 35.4  | 35.4  | ...    | .2     | ...      | ...                 | .2            | ...             | ...                  | ...          | 2.7                    | .6           |     |
| \$20 to \$24 .....   | 59.3                | .2       | 59.1       | 57.5  | 57.5  | ...    | 1.6    | ...      | ...                 | .8            | .5              | ...                  | ...          | 4.0                    | .1           |     |
| \$25 or more .....   | 217.4               | .2       | 217.2      | 213.8 | 213.8 | ...    | 3.5    | ...      | ...                 | 1.6           | 1.3             | ...                  | ...          | 2.3                    | .8           |     |
| Median .....   | 25+                 | ...      | 25+        | 25+   | 25+   | ...    | 25+    | ...      | ...                 | ...           | ...             | ...                  | ...          | 20                     | ...          |     |
| <b>Condominium and Cooperative Fee</b>   |                     |          |            |       |       |        |        |          |                     |               |                 |                      |              |                        |              |     |
| Fee paid .....   | 13.2                | ...      | 13.2       | 11.7  | 11.7  | ...    | 1.4    | ...      | ...                 | .9            | .1              | ...                  | ...          | 2.0                    | ...          |     |
| Less than \$25 per month .....   | .2                  | ...      | .2         | .2    | .2    | ...    | ...    | ...      | ...                 | ...           | ...             | ...                  | ...          | ...                    | ...          |     |
| \$25 to \$49 .....   | .3                  | ...      | .3         | .3    | .3    | ...    | ...    | ...      | ...                 | ...           | ...             | ...                  | ...          | .2                     | ...          |     |
| \$50 to \$74 .....   | 1.8                 | ...      | 1.8        | 1.8   | 1.8   | ...    | ...    | ...      | ...                 | ...           | ...             | ...                  | ...          | .6                     | ...          |     |
| \$75 to \$99 .....   | 5.1                 | ...      | 5.1        | 4.9   | 4.9   | ...    | .3     | ...      | ...                 | .1            | ...             | ...                  | ...          | .8                     | ...          |     |
| \$100 to \$149 .....   | 3.0                 | ...      | 3.0        | 2.7   | 2.7   | ...    | .3     | ...      | ...                 | .3            | ...             | ...                  | ...          | ...                    | ...          |     |
| \$150 to \$199 .....   | .9                  | ...      | .9         | .9    | .9    | ...    | ...    | ...      | ...                 | ...           | ...             | ...                  | ...          | .5                     | ...          |     |
| \$200 or more per month .....  | 1.4                 | ...      | 1.4        | .8    | .8    | ...    | .6     | ...      | ...                 | .2            | .1              | ...                  | ...          | ...                    | ...          |     |
| Not reported .....   | .5                  | ...      | .5         | .1    | .1    | ...    | .3     | ...      | ...                 | ...           | ...             | ...                  | ...          | .1                     | ...          |     |
| Median .....   | 95                  | ...      | 95         | 93    | 93    | ...    | ...    | ...      | ...                 | ...           | ...             | ...                  | ...          | ...                    | ...          |     |
| <b>Other Housing Costs Per Month</b>   |                     |          |            |       |       |        |        |          |                     |               |                 |                      |              |                        |              |     |
| Homeowner association fee paid .....   | 12.7                | ...      | 12.7       | 11.6  | 11.6  | ...    | 1.1    | ...      | ...                 | .7            | .1              | ...                  | ...          | 1.9                    | ...          |     |
| Median .....   | 95                  | ...      | 95         | 93    | 93    | ...    | ...    | ...      | ...                 | ...           | ...             | ...                  | ...          | ...                    | ...          |     |
| Mobile home park fee paid .....  | .2                  | ...      | .2         | .2    | .2    | ...    | ...    | ...      | ...                 | ...           | ...             | ...                  | ...          | ...                    | ...          |     |
| Median .....   | ...                 | ...      | ...        | ...   | ...   | ...    | ...    | ...      | ...                 | ...           | ...             | ...                  | ...          | ...                    | ...          |     |
| Land rent fee paid .....   | ...                 | ...      | ...        | ...   | ...   | ...    | ...    | ...      | ...                 | ...           | ...             | ...                  | ...          | ...                    | ...          |     |
| Median .....   | ...                 | ...      | ...        | ...   | ...   | ...    | ...    | ...      | ...                 | ...           | ...             | ...                  | ...          | ...                    | ...          |     |

**Table 1-7. Financial Characteristics - All Housing Units—Con.**

[Numbers in thousands. For meaning of symbols, see text.]

| Characteristics                                 | Total housing units | Seasonal | Year-round    |               |               |        |               |          |                     |               |                 |                      | New construction 4 yrs | Mobile homes   |              |
|---|---------------------|----------|---------------|---------------|---------------|--------|---------------|----------|---------------------|---------------|-----------------|----------------------|------------------------|----------------|--------------|
|   |                     |          | Occupied      |               |               |        | Vacant        |          |                     |               |                 |                      |                        |                |              |
|   |                     |          | Total         | Total         | Owner         | Renter | Total         | For rent | Rental vacancy rate | For sale only | Rent-ed or sold | Occa-sional use/ URE |                        |                | Other vacant |
| <b>OWNER HOUSING UNITS—Con.</b>                 |                     |          |               |               |               |        |               |          |                     |               |                 |                      |                        |                |              |
| <b>Value<sup>2</sup></b>                        |                     |          |               |               |               |        |               |          |                     |               |                 |                      |                        |                |              |
| Less than \$10,000                              | 1.9                 | ...      | 1.7           | 1.7           | 1.7           | ...    | -             | ...      | ...                 | -             | -               | -                    | ...                    | -              | .3           |
| \$10,000 to \$19,999                            | 7.5                 | ...      | 7.5           | 7.2           | 7.2           | ...    | -             | ...      | ...                 | .1            | -               | -                    | ...                    | -              | .8           |
| \$20,000 to \$29,999                            | 12.9                | ...      | 12.9          | 12.9          | 12.9          | ...    | .3            | ...      | ...                 | -             | -               | -                    | ...                    | .3             | .4           |
| \$30,000 to \$39,999                            | 22.1                | ...      | 22.1          | 21.1          | 21.1          | ...    | 1.1           | ...      | ...                 | .7            | .3              | .3                   | ...                    | .4             | .5           |
| \$40,000 to \$49,999                            | 30.7                | ...      | 30.7          | 30.4          | 30.4          | ...    | .3            | ...      | ...                 | -             | -               | -                    | ...                    | -              | -            |
| \$50,000 to \$59,999                            | 39.5                | ...      | 39.5          | 39.2          | 39.2          | ...    | .3            | ...      | ...                 | .3            | -               | -                    | ...                    | .9             | -            |
| \$60,000 to \$69,999                            | 47.3                | ...      | 47.3          | 46.6          | 46.6          | ...    | .7            | ...      | ...                 | .3            | .3              | -                    | ...                    | 1.2            | -            |
| \$70,000 to \$79,999                            | 39.9                | ...      | 39.9          | 39.4          | 39.4          | ...    | .4            | ...      | ...                 | .3            | .1              | -                    | ...                    | 2.5            | -            |
| \$80,000 to \$89,999                            | 57.3                | ...      | 57.1          | 56.1          | 56.1          | ...    | 1.0           | ...      | ...                 | .4            | .6              | -                    | ...                    | 2.3            | -            |
| \$100,000 to \$119,999                          | 25.5                | ...      | 25.5          | 25.4          | 25.4          | ...    | .1            | ...      | ...                 | -             | .1              | -                    | ...                    | 2.3            | -            |
| \$120,000 to \$149,999                          | 22.7                | ...      | 22.7          | 21.9          | 21.9          | ...    | .8            | ...      | ...                 | .2            | .3              | -                    | ...                    | 2.0            | -            |
| \$150,000 to \$199,999                          | 12.1                | ...      | 12.1          | 11.8          | 11.8          | ...    | .4            | ...      | ...                 | -             | .4              | -                    | ...                    | 1.2            | -            |
| \$200,000 to \$249,999                          | 4.6                 | ...      | 4.6           | 4.6           | 4.6           | ...    | -             | ...      | ...                 | -             | -               | -                    | ...                    | .8             | -            |
| \$250,000 to \$299,999                          | 1.0                 | ...      | 1.0           | 1.0           | 1.0           | ...    | -             | ...      | ...                 | -             | -               | -                    | ...                    | .2             | -            |
| \$300,000 or more                               | 3.1                 | ...      | 3.1           | 2.5           | 2.5           | ...    | .6            | ...      | ...                 | .3            | .1              | .1                   | ...                    | .6             | -            |
| Time shared units                               | .2                  | ...      | .2            | -             | -             | ...    | .2            | ...      | ...                 | .2            | -               | -                    | ...                    | -              | -            |
| <b>Median</b>                                   | <b>70 538</b>       | ...      | <b>70 538</b> | <b>70 455</b> | <b>70 455</b> | ...    | <b>77 904</b> | ...      | ...                 | ...           | ...             | ...                  | ...                    | <b>106 530</b> | ...          |
| <b>Other Activities on Property<sup>3</sup></b> |                     |          |               |               |               |        |               |          |                     |               |                 |                      |                        |                |              |
| Commercial establishment                        | 4.9                 | ...      | 4.8           | 4.5           | 4.5           | ...    | .2            | ...      | ...                 | .2            | -               | -                    | ...                    | -              | -            |
| Medical or dental office                        | .5                  | ...      | .5            | .5            | .5            | ...    | -             | ...      | ...                 | -             | -               | -                    | ...                    | -              | -            |
| Neither   | 323.7               | ...      | 323.3         | 317.4         | 317.4         | ...    | 5.9           | ...      | ...                 | 2.7           | 2.4             | .8                   | ...                    | 12.7           | 2.0          |

<sup>1</sup>Rent asked for vacant units.

<sup>2</sup>Sales price for units that are for sale; purchase price for units sold but not yet occupied.

<sup>3</sup>Figures may not add to total because more than one category may apply to a unit.

**Table 2-1. Introductory Characteristics - Occupied Units**

[Numbers in thousands. For meaning of symbols, see text.]

| Characteristics                                | Total occupied units | Tenure       |              | Housing unit characteristics |              |                   |             | Household characteristics |             |               |                    |                     | Selected subareas <sup>1</sup> |              |              |
|--|----------------------|--------------|--------------|------------------------------|--------------|-------------------|-------------|---------------------------|-------------|---------------|--------------------|---------------------|--------------------------------|--------------|--------------|
|  |                      | Owner        | Renter       | New construction 4 yrs       | Mobile homes | Physical problems |             | Black                     | Hispanic    | Elderly (65+) | Moved in past year | Below poverty level | Area one                       | Area two     | Area three   |
|  |                      |              |              |                              |              | Severe            | Moderate    |                           |             |               |                    |                     |                                |              |              |
| <b>Total</b> .....                             | <b>536.4</b>         | <b>321.9</b> | <b>214.5</b> | <b>18.5</b>                  | <b>2.0</b>   | <b>7.2</b>        | <b>14.1</b> | <b>58.3</b>               | <b>13.6</b> | <b>108.2</b>  | <b>92.5</b>        | <b>58.1</b>         | <b>244.3</b>                   | <b>133.2</b> | <b>103.0</b> |
| <b>Tenure</b>                                  |                      |              |              |                              |              |                   |             |                           |             |               |                    |                     |                                |              |              |
| Owner occupied.....                            | 321.9                | 321.9        | ...          | 11.5                         | 2.0          | .7                | 3.4         | 18.8                      | 5.3         | 73.0          | 19.6               | 10.4                | 112.7                          | 85.6         | 78.8         |
| Percent of all occupied.....                   | 60.0                 | 100.0        | ...          | 62.3                         | 100.0        | 9.9               | 24.3        | 28.9                      | 38.6        | 67.5          | 21.2               | 17.9                | 46.1                           | 64.2         | 76.6         |
| Renter occupied.....                           | 214.5                | ...          | 214.5        | 7.0                          | -            | 6.5               | 10.7        | 41.5                      | 8.4         | 35.2          | 72.9               | 47.7                | 131.6                          | 47.7         | 24.1         |
| <b>Race and Origin</b>                         |                      |              |              |                              |              |                   |             |                           |             |               |                    |                     |                                |              |              |
| White.....                                     | 472.1                | 302.8        | 189.3        | 18.2                         | 2.0          | 5.2               | 8.8         | -                         | 12.4        | 103.2         | 75.1               | 32.5                | 182.6                          | 131.3        | 102.3        |
| Non-Hispanic.....                              | 459.7                | 297.7        | 182.0        | 18.2                         | 2.0          | 4.7               | 8.5         | -                         | ...         | 102.8         | 71.6               | 29.6                | 174.9                          | 129.1        | 100.0        |
| Hispanic.....                                  | 12.4                 | 5.1          | 7.4          | -                            | -            | .5                | .3          | -                         | 12.4        | .4            | 3.6                | 2.9                 | 7.7                            | 2.1          | 2.3          |
| Black.....                                     | 58.3                 | 16.8         | 41.5         | .2                           | -            | 1.7               | 5.1         | 58.3                      | .5          | 4.7           | 15.6               | 23.7                | 57.2                           | 1.0          | .1           |
| Other.....                                     | 6.0                  | 2.3          | 3.7          | .2                           | -            | .3                | .2          | ...                       | .7          | .2            | 1.8                | 1.9                 | 4.5                            | .9           | .6           |
| Total Hispanic.....                            | 13.6                 | 5.3          | 8.4          | -                            | -            | .5                | .4          | .5                        | 13.6        | .6            | 4.0                | 3.3                 | 8.9                            | 2.1          | 2.3          |
| <b>Units in Structure</b>                      |                      |              |              |                              |              |                   |             |                           |             |               |                    |                     |                                |              |              |
| 1, detached.....                               | 295.2                | 271.5        | 23.7         | 8.7                          | ...          | 1.0               | 4.1         | 18.2                      | 4.9         | 61.0          | 22.2               | 14.0                | 93.9                           | 79.7         | 78.6         |
| 1, attached.....                               | 25.5                 | 12.1         | 13.5         | 2.6                          | ...          | .1                | .4          | 2.3                       | .8          | 3.6           | 4.8                | 1.4                 | 11.1                           | 6.3          | 4.8          |
| 2 to 4.....                                    | 120.8                | 30.0         | 90.8         | .2                           | ...          | 2.1               | 7.4         | 25.5                      | 8.0         | 18.6          | 31.7               | 25.7                | 84.1                           | 22.2         | 8.9          |
| 5 to 9.....                                    | 27.0                 | .8           | 26.4         | 1.9                          | ...          | 1.5               | .4          | 3.6                       | .8          | 3.6           | 12.5               | 3.7                 | 15.0                           | 7.3          | 3.9          |
| 10 to 19.....                                  | 17.6                 | 2.4          | 15.2         | 1.5                          | ...          | .8                | .4          | 2.7                       | .2          | 2.7           | 4.9                | 3.0                 | 9.6                            | 4.9          | 1.8          |
| 20 to 49.....                                  | 21.0                 | 1.1          | 19.9         | 1.5                          | ...          | .8                | 1.0         | 2.6                       | .7          | 4.0           | 8.5                | 4.1                 | 9.6                            | 7.3          | 3.7          |
| 50 or more.....                                | 27.4                 | 2.2          | 25.2         | 1.8                          | ...          | .8                | .5          | 3.5                       | .3          | 14.0          | 7.9                | 6.1                 | 20.6                           | 5.5          | 1.2          |
| Mobile home or trailer.....                    | 2.0                  | 2.0          | -            | .5                           | 2.0          | -                 | .1          | -                         | -           | .7            | .1                 | -                   | .4                             | -            | .2           |
| <b>Cooperatives and Condominiums</b>           |                      |              |              |                              |              |                   |             |                           |             |               |                    |                     |                                |              |              |
| Cooperatives.....                              | .2                   | -            | .2           | -                            | -            | -                 | -           | .2                        | -           | -             | -                  | -                   | .2                             | -            | -            |
| Condominiums.....                              | 15.1                 | 12.5         | 2.6          | 2.0                          | -            | -                 | -           | .3                        | .1          | 4.8           | 2.2                | .4                  | 5.9                            | 5.0          | 2.7          |
| <b>Year Structure Built<sup>2</sup></b>        |                      |              |              |                              |              |                   |             |                           |             |               |                    |                     |                                |              |              |
| 1990 to 1994.....                              | -                    | -            | -            | -                            | -            | -                 | -           | -                         | -           | -             | -                  | -                   | -                              | -            | -            |
| 1985 to 1989.....                              | 16.5                 | 10.0         | 6.5          | 16.5                         | .5           | -                 | .3          | .2                        | -           | 2.5           | 7.8                | .5                  | 1.7                            | 4.3          | 7.8          |
| 1980 to 1984.....                              | 15.5                 | 8.0          | 7.5          | 2.0                          | -            | -                 | .2          | .7                        | .5          | 3.3           | 2.2                | 1.6                 | 4.3                            | 2.7          | 6.8          |
| 1975 to 1979.....                              | 42.1                 | 22.7         | 19.4         | ...                          | .3           | -                 | .2          | 1.4                       | .9          | 8.4           | 8.8                | 3.0                 | 9.3                            | 11.9         | 13.1         |
| 1970 to 1974.....                              | 45.4                 | 26.8         | 18.6         | ...                          | .7           | -                 | .2          | 3.2                       | .4          | 8.9           | 6.4                | 3.5                 | 11.4                           | 13.6         | 11.6         |
| 1960 to 1969.....                              | 90.0                 | 52.8         | 37.4         | ...                          | .5           | .3                | 1.2         | 5.8                       | .8          | 16.0          | 14.7               | 6.0                 | 35.4                           | 23.3         | 19.9         |
| 1950 to 1959.....                              | 102.1                | 78.4         | 23.7         | ...                          | -            | .4                | 1.4         | 6.2                       | 1.9         | 25.0          | 10.3               | 8.1                 | 45.0                           | 29.3         | 20.0         |
| 1940 to 1949.....                              | 36.9                 | 28.3         | 8.7          | ...                          | -            | .4                | .7          | 2.6                       | .8          | 10.9          | 3.2                | 2.1                 | 17.6                           | 11.3         | 6.8          |
| 1930 to 1939.....                              | 65.8                 | 34.0         | 31.7         | ...                          | -            | .4                | 3.0         | 17.4                      | 1.7         | 10.8          | 14.0               | 11.3                | 37.3                           | 18.4         | 5.7          |
| 1920 to 1929.....                              | 51.1                 | 27.8         | 23.5         | ...                          | -            | 1.9               | 1.8         | 10.7                      | 1.7         | 8.3           | 9.1                | 8.9                 | 35.0                           | 11.9         | 2.2          |
| 1919 or earlier.....                           | 70.9                 | 33.5         | 37.4         | ...                          | -            | 3.9               | 5.1         | 10.2                      | 4.9         | 14.0          | 18.2               | 13.1                | 47.2                           | 6.6          | 9.1          |
| Median.....                                    | 1954                 | 1955         | 1953         | -                            | -            | 1919              | 1930        | 1935                      | 1931        | 1954          | 1954               | 1936                | 1941                           | 1956         | 1964         |
| <b>Statistical Areas</b>                       |                      |              |              |                              |              |                   |             |                           |             |               |                    |                     |                                |              |              |
| Current units, in 1970 boundaries of SMSA..... | 536.4                | 321.9        | 214.5        | 18.5                         | 2.0          | 7.2               | 14.1        | 58.3                      | 13.6        | 108.2         | 92.5               | 58.1                | 244.3                          | 133.2        | 103.0        |
| 1970 central city(s).....                      | 244.3                | 112.7        | 131.6        | 1.7                          | .4           | 5.4               | 10.9        | 57.2                      | 8.9         | 53.7          | 50.8               | 47.0                | 244.3                          | -            | -            |
| 1970 balance of SMSA.....                      | 292.1                | 209.2        | 82.9         | 16.9                         | 1.6          | 1.8               | 3.3         | 1.1                       | 4.7         | 54.6          | 41.7               | 11.1                | -                              | 133.2        | 103.0        |
| Current units, in 1983 boundaries of MSA.....  | 536.4                | 321.9        | 214.5        | 18.5                         | 2.0          | 7.2               | 14.1        | 58.3                      | 13.6        | 108.2         | 92.5               | 58.1                | 244.3                          | 133.2        | 103.0        |
| 1983 central city(s).....                      | 244.3                | 112.7        | 131.6        | 1.7                          | .4           | 5.4               | 10.9        | 57.2                      | 8.9         | 53.7          | 50.8               | 47.0                | 244.3                          | -            | -            |
| 1983 balance of MSA.....                       | 292.1                | 209.2        | 82.9         | 16.9                         | 1.6          | 1.8               | 3.3         | 1.1                       | 4.7         | 54.6          | 41.7               | 11.1                | -                              | 133.2        | 103.0        |
| <b>Selected Geographic Areas</b>               |                      |              |              |                              |              |                   |             |                           |             |               |                    |                     |                                |              |              |
| Milwaukee County.....                          | 377.5                | 198.3        | 179.2        | 6.1                          | .4           | 6.5               | 12.4        | 58.2                      | 11.1        | 83.8          | 70.8               | 53.1                | 244.3                          | 133.2        | -            |
| Ozaukee County.....                            | 24.5                 | 20.0         | 4.5          | 1.5                          | -            | .1                | .1          | -                         | -           | 6.0           | 2.0                | .8                  | -                              | -            | -            |
| Washington County.....                         | 31.5                 | 24.8         | 6.7          | 1.7                          | 1.4          | -                 | .1          | -                         | .2          | 3.7           | 2.3                | .5                  | -                              | -            | -            |
| Waukesha County.....                           | 103.0                | 78.8         | 24.1         | 9.2                          | .2           | .7                | 1.6         | .1                        | 2.3         | 15.0          | 17.5               | 3.7                 | -                              | -            | 103.0        |

<sup>1</sup>See back cover for details.

<sup>2</sup>For mobile home, oldest category is 1939 or earlier.

**Table 2-2. Height and Condition of Building - Occupied Units**

[Numbers in thousands. For meaning of symbols, see text.]

| Characteristics  | Total occupied units | Tenure |        | Housing unit characteristics |              |                   |          | Household characteristics |          |               |                    |                     | Selected subareas <sup>1</sup> |          |            |
|--|----------------------|--------|--------|------------------------------|--------------|-------------------|----------|---------------------------|----------|---------------|--------------------|---------------------|--------------------------------|----------|------------|
|  |                      | Owner  | Renter | New construction 4 yrs       | Mobile homes | Physical problems |          | Black                     | Hispanic | Elderly (65+) | Moved in past year | Below poverty level | Area one                       | Area two | Area three |
|  |                      |        |        |                              |              | Severe            | Moderate |                           |          |               |                    |                     |                                |          |            |
| <b>Total</b> .....                                       | 538.4                | 321.9  | 214.5  | 18.5                         | 2.0          | 7.2               | 14.1     | 50.3                      | 13.6     | 108.2         | 92.5               | 68.1                | 244.3                          | 133.2    | 103.0      |
| <b>Stories in Structure</b>                              |                      |        |        |                              |              |                   |          |                           |          |               |                    |                     |                                |          |            |
| 1.....   | 9.0                  | 5.8    | 3.1    | .5                           | 2.0          | -                 | .3       | .6                        | -        | 2.3           | 1.4                | .8                  | 2.7                            | 1.7      | 2.3        |
| 2.....   | 161.5                | 144.0  | 17.4   | 6.5                          | -            | .3                | 1.5      | 6.0                       | 1.8      | 35.8          | 13.5               | 7.3                 | 44.6                           | 46.4     | 45.4       |
| 3.....   | 284.1                | 163.4  | 120.7  | 8.8                          | -            | 2.0               | 8.6      | 35.1                      | 8.2      | 52.8          | 48.1               | 30.5                | 135.1                          | 73.3     | 48.8       |
| 4 to 6.....  | 71.3                 | 7.6    | 63.7   | 2.7                          | -            | 4.6               | 3.6      | 15.0                      | 3.5      | 13.2          | 26.3               | 17.6                | 52.2                           | 11.4     | 6.1        |
| 7 or more.....   | 10.6                 | 1.0    | 9.6    | .2                           | -            | .2                | .1       | 1.7                       | .1       | 4.2           | 3.1                | 1.9                 | 9.8                            | .5       | .4         |
| <b>Stories Between Main and Apartment Entrances</b>      |                      |        |        |                              |              |                   |          |                           |          |               |                    |                     |                                |          |            |
| Multiunits, 2 or more floors.....                        | 212.7                | 35.9   | 176.8  | 6.8                          | -            | 6.1               | 9.6      | 37.9                      | 8.0      | 42.4          | 65.4               | 42.6                | 138.5                          | 47.1     | 19.3       |
| None (on same floor).....                                | 91.8                 | 22.6   | 69.2   | 4.1                          | -            | 1.7               | 4.6      | 18.8                      | 3.6      | 18.8          | 26.5               | 18.0                | 54.2                           | 21.4     | 11.7       |
| 1 (up or down).....                                      | 78.0                 | 8.2    | 69.8   | 2.1                          | -            | 1.8               | 2.7      | 10.2                      | 2.8      | 13.1          | 26.9               | 13.4                | 49.9                           | 19.1     | 5.9        |
| 2 or more (up or down).....                              | 34.8                 | 3.4    | 31.4   | .4                           | -            | 2.4               | 1.9      | 9.3                       | 1.4      | 8.4           | 11.0               | 8.8                 | 29.3                           | 4.3      | 1.1        |
| Not reported.....  | 8.1                  | 1.6    | 6.5    | .1                           | -            | .2                | .4       | 1.6                       | .2       | 2.0           | 1.1                | 1.3                 | 5.0                            | 2.3      | .6         |
| <b>Common Stairways</b>                                  |                      |        |        |                              |              |                   |          |                           |          |               |                    |                     |                                |          |            |
| Multiunits, 2 or more floors.....                        | 212.7                | 35.9   | 176.8  | 6.8                          | -            | 6.1               | 9.6      | 37.9                      | 8.0      | 42.4          | 65.4               | 42.6                | 138.5                          | 47.1     | 19.3       |
| No common stairways.....                                 | 70.6                 | 19.5   | 51.1   | 1.7                          | -            | 1.0               | 3.7      | 16.5                      | 3.4      | 9.4           | 19.7               | 14.6                | 43.3                           | 17.9     | 6.8        |
| With common stairways.....                               | 134.7                | 14.8   | 120.0  | 5.1                          | -            | 4.8               | 5.3      | 19.8                      | 4.5      | 31.1          | 44.7               | 27.1                | 90.1                           | 27.5     | 12.1       |
| No loose steps.....                                      | 129.3                | 13.1   | 116.2  | 5.1                          | -            | 4.5               | 4.9      | 18.2                      | 4.1      | 30.0          | 42.7               | 24.9                | 85.3                           | 27.2     | 12.1       |
| Railings not loose.....                                  | 118.3                | 11.4   | 106.9  | 4.8                          | -            | 4.1               | 4.4      | 16.1                      | 3.6      | 28.8          | 38.3               | 22.3                | 77.4                           | 25.6     | 11.0       |
| Railings loose.....                                      | 3.9                  | 3      | 3.5    | .1                           | -            | .3                | .4       | .5                        | .4       | .4            | 2.0                | .8                  | 2.4                            | .9       | .5         |
| No railings.....   | 5.9                  | 1.3    | 4.5    | .1                           | -            | .1                | .1       | 1.1                       | .1       | .8            | 2.0                | 1.9                 | 4.6                            | .4       | .8         |
| Status of railings not reported.....                     | 1.2                  | -      | 1.2    | -                            | -            | -                 | -        | -                         | -        | -             | .4                 | .2                  | .9                             | .2       | -          |
| Loose steps.....   | 5.3                  | 1.6    | 3.7    | -                            | -            | .5                | .4       | 1.6                       | .3       | .9            | 2.0                | 2.2                 | 4.6                            | .4       | -          |
| Railings not loose.....                                  | 4.2                  | 1.5    | 2.7    | -                            | -            | .2                | .3       | 1.3                       | .3       | .9            | 1.3                | 1.6                 | 3.5                            | .4       | -          |
| Railings loose.....                                      | .8                   | .1     | .5     | -                            | -            | .1                | .1       | .3                        | -        | -             | .4                 | .4                  | .8                             | -        | -          |
| No railings.....   | .5                   | -      | .5     | -                            | -            | .1                | -        | .1                        | -        | -             | .3                 | .2                  | .5                             | -        | -          |
| Status of railings not reported.....                     | -                    | -      | -      | -                            | -            | -                 | -        | -                         | -        | -             | -                  | -                   | -                              | -        | -          |
| Status of steps not reported.....                        | .1                   | -      | .1     | -                            | -            | -                 | -        | -                         | -        | -             | -                  | -                   | .1                             | -        | -          |
| Status of stairways not reported.....                    | 7.4                  | 1.7    | 5.7    | -                            | -            | .1                | .6       | 1.5                       | .1       | 1.9           | 1.1                | .8                  | 5.2                            | 1.6      | .5         |
| <b>Light Fixtures in Public Halls</b>                    |                      |        |        |                              |              |                   |          |                           |          |               |                    |                     |                                |          |            |
| 2 or more units in structure.....                        | 213.6                | 36.3   | 177.3  | 6.8                          | -            | 6.1               | 9.6      | 37.9                      | 8.0      | 43.0          | 65.4               | 42.7                | 138.9                          | 47.3     | 19.6       |
| No public halls.....                                     | 82.5                 | 24.1   | 58.4   | 1.4                          | -            | 1.4               | 4.8      | 18.9                      | 3.8      | 11.6          | 21.6               | 17.5                | 55.3                           | 17.2     | 6.6        |
| No light fixtures in public halls.....                   | 4.4                  | -      | 4.4    | -                            | -            | .1                | -        | .1                        | -        | -             | .2                 | .1                  | .2                             | -        | .1         |
| All in working order.....                                | 84.4                 | 6.4    | 78.0   | 4.9                          | -            | 3.2               | 2.4      | 10.8                      | 1.8      | 21.6          | 29.5               | 15.8                | 49.5                           | 21.9     | 10.8       |
| Some in working order.....                               | 5.0                  | .4     | 4.7    | -                            | -            | .4                | .2       | 1.5                       | .1       | .9            | 1.9                | .7                  | 3.4                            | .6       | .7         |
| None in working order.....                               | .2                   | -      | .2     | -                            | -            | .4                | .1       | .2                        | -        | -             | .2                 | .2                  | .2                             | -        | -          |
| Unable to determine if working.....                      | 32.2                 | 3.6    | 28.6   | .5                           | -            | .8                | 1.5      | 4.3                       | 2.1      | 7.0           | 10.4               | 7.5                 | 23.7                           | 6.0      | .7         |
| Not reported.....  | 8.9                  | 1.9    | 7.0    | -                            | -            | .4                | .8       | 1.9                       | .1       | 1.9           | 1.6                | .8                  | 6.6                            | 1.8      | .8         |
| <b>Elevator on Floor</b>                                 |                      |        |        |                              |              |                   |          |                           |          |               |                    |                     |                                |          |            |
| Multiunits, 2 or more floors.....                        | 212.7                | 35.9   | 176.8  | 6.8                          | -            | 6.1               | 9.6      | 37.9                      | 8.0      | 42.4          | 65.4               | 42.6                | 138.5                          | 47.1     | 19.3       |
| With 1 or more elevators working.....                    | 26.3                 | 2.2    | 24.1   | 2.0                          | -            | .4                | .5       | 3.6                       | .3       | 12.6          | 8.7                | 6.2                 | 19.4                           | 5.3      | 1.3        |
| With elevator, none in working condition.....            | 1.5                  | -      | 1.5    | -                            | -            | -                 | -        | .6                        | -        | .6            | .4                 | .3                  | 1.8                            | -        | -          |
| No elevator.....   | 177.0                | 32.1   | 144.9  | 4.7                          | -            | 5.6               | 8.8      | 32.5                      | 7.8      | 27.0          | 55.5               | 35.1                | 112.2                          | 40.0     | 17.4       |
| Units 3 or more floors from main entrance.....           | 1.5                  | -      | 1.5    | -                            | -            | .5                | .3       | .3                        | -        | .1            | .5                 | .5                  | 1.4                            | -        | .1         |
| <b>Foundation</b>  |                      |        |        |                              |              |                   |          |                           |          |               |                    |                     |                                |          |            |
| 1 unit bldg. excl. mobile homes.....                     | 320.8                | 283.6  | 37.2   | 11.3                         | -            | 1.2               | 4.5      | 20.4                      | 5.6      | 64.6          | 26.9               | 15.4                | 105.0                          | 85.9     | 83.2       |
| With basement under all of building.....                 | 269.3                | 239.6  | 29.7   | 9.0                          | -            | .9                | 3.5      | 19.2                      | 4.9      | 57.9          | 21.8               | 13.9                | 96.6                           | 73.5     | 62.4       |
| With basement under part of building.....                | 38.0                 | 35.3   | 2.7    | 1.8                          | -            | .2                | .4       | .3                        | .2       | 4.9           | 3.0                | .8                  | 4.5                            | 9.1      | 16.5       |
| With crawl space.....                                    | 3.7                  | 2.5    | 1.2    | -                            | -            | -                 | .3       | .2                        | .2       | .2            | 1.0                | .2                  | .7                             | 1.2      | .9         |
| On concrete slab.....                                    | 8.0                  | 5.1    | 3.0    | .4                           | -            | -                 | .1       | .8                        | .1       | 1.1           | .8                 | .7                  | 3.0                            | 1.6      | 2.5        |
| Other.....   | 1.7                  | 1.1    | .6     | -                            | -            | -                 | .1       | -                         | .2       | .5            | .4                 | -                   | .1                             | .6       | .8         |
| <b>External Building Conditions<sup>2</sup></b>          |                      |        |        |                              |              |                   |          |                           |          |               |                    |                     |                                |          |            |
| Sagging roof.....  | .7                   | .4     | .4     | -                            | -            | -                 | -        | -                         | -        | .2            | .2                 | .2                  | .3                             | -        | -          |
| Missing roofing material.....                            | 1.6                  | 1.0    | .6     | -                            | -            | -                 | -        | .3                        | .1       | -             | .6                 | .4                  | 1.1                            | .3       | -          |
| Hole in roof.....  | -                    | -      | -      | -                            | -            | -                 | -        | -                         | -        | -             | -                  | -                   | -                              | -        | -          |
| Could not see roof.....                                  | 36.1                 | 3.3    | 32.8   | 2                            | .4           | 1.9               | 2.2      | 8.5                       | 1.9      | 7.5           | 12.9               | 10.8                | 31.6                           | 2.5      | 1.9        |
| Missing bricks, siding, other outside wall material..... | 6.4                  | 1.8    | 4.7    | -                            | -            | .5                | .4       | 1.1                       | .8       | .4            | 1.8                | 2.4                 | 4.5                            | 1.6      | .4         |
| Stoping outside walls.....                               | .4                   | .2     | .2     | -                            | -            | .1                | -        | .3                        | -        | -             | .1                 | .4                  | .3                             | -        | .1         |
| Boarded up windows.....                                  | 3.7                  | 1.0    | 2.7    | -                            | -            | .1                | .8       | 1.6                       | .8       | .1            | 1.3                | 2.3                 | 3.6                            | .1       | -          |
| Broken windows.....                                      | 5.0                  | 1.3    | 3.7    | -                            | -            | .8                | .5       | 1.7                       | .1       | .5            | 1.1                | 1.8                 | 3.6                            | .4       | 1.0        |
| Bars on windows.....                                     | .5                   | .4     | .1     | -                            | -            | -                 | -        | .5                        | -        | .1            | .1                 | .5                  | .5                             | -        | -          |
| Foundation crumbling or has open crack or hole.....      | 3.1                  | .9     | 2.2    | -                            | -            | .1                | .7       | .4                        | .7       | .2            | 1.2                | 1.6                 | 2.8                            | .3       | .2         |
| Could not see foundation.....                            | 1.5                  | .6     | .9     | -                            | -            | .1                | .1       | .3                        | -        | .4            | .4                 | .4                  | .8                             | .2       | .6         |
| None of the above.....                                   | 461.5                | 292.8  | 168.6  | 18.1                         | 1.6          | 4.4               | 10.4     | 44.5                      | 11.0     | 82.5          | 76.3               | 41.2                | 193.0                          | 121.0    | 94.8       |
| Could not observe or not reported.....                   | 27.0                 | 21.7   | 5.4    | .3                           | -            | .3                | .8       | 1.5                       | .4       | 7.8           | .4                 | 1.7                 | 12.3                           | 7.4      | 4.8        |
| <b>Site Placement</b>                                    |                      |        |        |                              |              |                   |          |                           |          |               |                    |                     |                                |          |            |
| Mobile homes.....  | 2.0                  | 2.0    | -      | .5                           | 2.0          | -                 | .1       | -                         | -        | .7            | .1                 | -                   | .4                             | -        | .2         |
| First site.....  | 1.9                  | 1.9    | -      | .5                           | 1.9          | -                 | .1       | -                         | -        | .7            | .1                 | -                   | .4                             | -        | .2         |
| Moved from another site.....                             | .1                   | .1     | -      | -                            | .1           | -                 | -        | -                         | -        | -             | -                  | -                   | -                              | -        | -          |
| Don't know.....  | -                    | -      | -      | -                            | -            | -                 | -        | -                         | -        | -             | -                  | -                   | -                              | -        | -          |
| Not reported.....  | -                    | -      | -      | -                            | -            | -                 | -        | -                         | -        | -             | -                  | -                   | -                              | -        | -          |
| <b>Previous Occupancy</b>                                |                      |        |        |                              |              |                   |          |                           |          |               |                    |                     |                                |          |            |
| Unit built 1980 or later.....                            | 32.0                 | 18.0   | 14.0   | 18.5                         | .5           | -                 | .4       | .8                        | .5       | 5.8           | 9.6                | 2.1                 | 6.0                            | 6.9      | 14.6       |
| Not previously occupied.....                             | 21.1                 | 14.4   | 6.7    | 14.0                         | .5           | -                 | .3       | .2                        | .2       | 4.4           | 5.0                | 1.1                 | 2.8                            | 4.9      | 10.1       |
| Not reported.....  | 3.9                  | 1.4    | 2.5    | 2.0                          | -            | -                 | -        | .2                        | .2       | .7            | 1.2                | .9                  | 1.8                            | .5       | 1.2        |

<sup>1</sup>See back cover for details.

<sup>2</sup>Figures may not add to total because more than one category may apply to a unit.



**Table 2-3. Size of Unit and Lot - Occupied Units**

[Numbers in thousands. For meaning of symbols, see text.]

| Characteristics                         | Total occupied units | Tenure       |              | Housing unit characteristics |              |                   |             | Household characteristics |             |               |                    |                     | Selected subareas <sup>1</sup> |              |              |
|---|----------------------|--------------|--------------|------------------------------|--------------|-------------------|-------------|---------------------------|-------------|---------------|--------------------|---------------------|--------------------------------|--------------|--------------|
|   |                      | Owner        | Renter       | New construction 4 yrs       | Mobile homes | Physical problems |             | Black                     | Hispanic    | Elderly (65+) | Moved in past year | Below poverty level | Area one                       | Area two     | Area three   |
|   |                      |              |              |                              |              | Severe            | Moderate    |                           |             |               |                    |                     |                                |              |              |
| <b>Total</b> .....                      | <b>536.4</b>         | <b>321.9</b> | <b>214.5</b> | <b>18.5</b>                  | <b>2.0</b>   | <b>7.2</b>        | <b>14.1</b> | <b>56.3</b>               | <b>13.6</b> | <b>108.2</b>  | <b>92.5</b>        | <b>58.1</b>         | <b>244.3</b>                   | <b>133.2</b> | <b>103.0</b> |
| <b>Rooms</b>                            |                      |              |              |                              |              |                   |             |                           |             |               |                    |                     |                                |              |              |
| 1 room.....                             | 5.4                  | -            | 5.4          | .3                           | -            | 2.4               | .3          | 1.0                       | .1          | .8            | 2.5                | 1.8                 | 3.5                            | 1.5          | .1           |
| 2 rooms.....                            | 5.1                  | -            | 5.1          | .3                           | -            | 1.0               | .8          | .4                        | .4          | .7            | 2.5                | 1.4                 | 3.8                            | .9           | .3           |
| 3 rooms.....                            | 51.0                 | 2.7          | 48.3         | 1.4                          | -            | .8                | 1.9         | 6.4                       | 1.4         | 16.0          | 14.6               | 10.2                | 31.1                           | 13.4         | 4.9          |
| 4 rooms.....                            | 93.9                 | 25.4         | 68.5         | 4.3                          | .9           | .8                | 4.1         | 12.9                      | 2.4         | 19.5          | 26.9               | 13.5                | 52.8                           | 24.8         | 10.3         |
| 5 rooms.....                            | 137.1                | 82.2         | 54.9         | 3.9                          | 1.0          | 1.1               | 3.3         | 17.1                      | 4.6         | 31.5          | 22.5               | 17.8                | 74.8                           | 31.5         | 19.2         |
| 6 rooms.....                            | 104.3                | 83.6         | 20.7         | 3.1                          | .1           | .9                | 2.6         | 11.6                      | 2.2         | 21.0          | 11.3               | 7.8                 | 47.0                           | 25.1         | 19.1         |
| 7 rooms.....                            | 68.8                 | 62.0         | 6.8          | 2.2                          | -            | .3                | .5          | 4.7                       | 1.6         | 10.4          | 6.9                | 3.5                 | 17.5                           | 19.4         | 21.1         |
| 8 rooms.....                            | 39.9                 | 37.8         | 2.1          | 2.2                          | -            | .2                | .2          | 1.9                       | .5          | 4.8           | 4.1                | 1.2                 | 8.2                            | 10.0         | 15.7         |
| 9 rooms.....                            | 20.3                 | 18.4         | 1.9          | .8                           | -            | -                 | .8          | 2.0                       | .2          | 2.0           | .6                 | .8                  | 3.8                            | 4.2          | 8.4          |
| 10 rooms or more.....                   | 10.6                 | 9.7          | .8           | .3                           | -            | -                 | .1          | .3                        | .2          | 1.5           | .5                 | .5                  | 1.8                            | 2.6          | 3.9          |
| Median.....                             | 5.3                  | 6.1          | 4.2          | 5.3                          | -            | 2.9               | 4.6         | 5.0                       | 5.0         | 5.0           | 4.5                | 4.6                 | 4.9                            | 5.3          | 6.4          |
| <b>Bedrooms</b>                         |                      |              |              |                              |              |                   |             |                           |             |               |                    |                     |                                |              |              |
| None.....                               | 8.7                  | -            | 8.7          | .6                           | -            | 2.8               | .6          | 1.0                       | .4          | 1.4           | 3.7                | 2.5                 | 6.1                            | 1.8          | .4           |
| 1.....                                  | 68.9                 | 6.1          | 62.8         | 2.0                          | -            | 1.8               | 2.3         | 8.2                       | 2.1         | 19.9          | 20.7               | 12.5                | 40.6                           | 18.4         | 7.0          |
| 2.....                                  | 163.5                | 67.8         | 95.7         | 5.8                          | 1.2          | 1.0               | 5.8         | 23.6                      | 5.0         | 38.7          | 39.2               | 21.7                | 90.3                           | 38.1         | 24.4         |
| 3.....                                  | 217.7                | 179.3        | 38.3         | 7.7                          | .8           | 1.1               | 3.9         | 18.4                      | 3.9         | 39.2          | 22.6               | 17.1                | 84.8                           | 56.1         | 49.9         |
| 4 or more.....                          | 77.7                 | 66.7         | 9.0          | 2.5                          | -            | .8                | 1.5         | 7.2                       | 2.2         | 9.0           | 6.2                | 4.2                 | 22.3                           | 18.9         | 21.2         |
| Median.....                             | 2.6                  | 3.0          | 1.9          | 2.6                          | -            | 1.0               | 2.2         | 2.3                       | 2.4         | 2.3           | 2.1                | 2.1                 | 2.3                            | 2.6          | 2.9          |
| <b>Complete Bathrooms</b>               |                      |              |              |                              |              |                   |             |                           |             |               |                    |                     |                                |              |              |
| None.....                               | 4.0                  | .4           | 3.6          | -                            | -            | 3.5               | -           | .5                        | .1          | .5            | 1.5                | 1.3                 | 2.4                            | 1.2          | .2           |
| 1.....                                  | 291.6                | 113.7        | 178.0        | 5.8                          | 1.4          | 3.2               | 12.0        | 45.5                      | 9.2         | 66.1          | 67.4               | 46.0                | 174.9                          | 64.3         | 32.7         |
| 1 and one-half.....                     | 148.7                | 123.5        | 25.2         | 3.2                          | .1           | .4                | 1.2         | 7.4                       | 2.4         | 28.7          | 14.5               | 7.2                 | 48.2                           | 45.6         | 35.4         |
| 2 or more.....                          | 92.1                 | 84.3         | 7.8          | 9.6                          | .5           | .1                | .9          | 4.8                       | 1.9         | 12.9          | 9.0                | 3.7                 | 18.6                           | 22.1         | 34.6         |
| <b>Square Footage of Unit</b>           |                      |              |              |                              |              |                   |             |                           |             |               |                    |                     |                                |              |              |
| Single detached and mobile homes.....   | 297.2                | 273.5        | 23.7         | 9.2                          | 2.0          | 1.0               | 4.2         | 18.2                      | 4.9         | 61.7          | 22.3               | 14.0                | 94.3                           | 79.7         | 78.8         |
| Less than 500.....                      | .8                   | .4           | -            | -                            | -            | -                 | .1          | .3                        | -           | -             | .1                 | -                   | .5                             | .4           | -            |
| 500 to 749.....                         | 2.9                  | 1.6          | 1.3          | -                            | .4           | -                 | .3          | .9                        | -           | -             | .7                 | -                   | 1.8                            | .5           | .4           |
| 750 to 999.....                         | 7.5                  | 5.9          | 1.6          | .1                           | .9           | -                 | .1          | .7                        | .2          | 1.4           | .8                 | 1.1                 | 3.8                            | 1.1          | 1.3          |
| 1,000 to 1,499.....                     | 23.5                 | 20.5         | 3.0          | 1.2                          | .7           | .1                | .5          | .6                        | .4          | 4.9           | 2.8                | 1.7                 | 8.6                            | 7.0          | 3.6          |
| 1,500 to 1,999.....                     | 50.0                 | 44.9         | 5.0          | 2.0                          | .2           | .2                | .7          | 2.6                       | 1.6         | 10.8          | 4.7                | 2.6                 | 19.9                           | 12.2         | 12.4         |
| 2,000 to 2,499.....                     | 72.8                 | 68.5         | 4.3          | 2.0                          | -            | .8                | 2.5         | 7                         | 1.6         | 18.7          | 4.8                | 1.5                 | 25.0                           | 20.1         | 19.1         |
| 2,500 to 2,999.....                     | 46.7                 | 45.3         | 1.4          | 1.4                          | -            | .5                | .6          | 2.4                       | .4          | 9.3           | 2.7                | 1.1                 | 11.9                           | 14.4         | 13.2         |
| 3,000 to 3,999.....                     | 55.7                 | 53.2         | 2.5          | 1.6                          | -            | -                 | .7          | 3.4                       | .8          | 9.1           | 4.5                | 2.1                 | 9.8                            | 14.4         | 19.6         |
| 4,000 or more.....                      | 20.9                 | 20.1         | .7           | .2                           | -            | -                 | .2          | .5                        | .6          | 4.0           | .4                 | -                   | 2.5                            | 8.0          | 6.8          |
| Not reported (includes don't know)..... | 16.4                 | 13.0         | 3.4          | .8                           | -            | -                 | .3          | 3.9                       | .2          | 4.7           | 1.2                | 3.0                 | 10.7                           | 1.6          | 2.1          |
| Median.....                             | 2 392                | 2 415        | 1 679        | 2 226                        | -            | -                 | 2 191       | 2 346                     | 2 092       | 2 317         | 2 190              | 1 857               | 2 147                          | 2 445        | 2 556        |
| <b>Lot Size</b>                         |                      |              |              |                              |              |                   |             |                           |             |               |                    |                     |                                |              |              |
| Less than one-eighth acre.....          | 52.3                 | 49.5         | 2.8          | .4                           | 1.4          | -                 | 1.3         | 5.7                       | 1.5         | 14.1          | 3.2                | 4.2                 | 35.1                           | 12.8         | 1.9          |
| One-eighth up to one-quarter acre.....  | 71.1                 | 69.6         | 1.5          | .8                           | .2           | .4                | .6          | 4.4                       | 1.6         | 19.8          | 3.9                | 1.8                 | 31.5                           | 25.3         | 9.2          |
| One-quarter up to one-half acre.....    | 45.5                 | 44.0         | 1.5          | 2.9                          | -            | .1                | .2          | .8                        | .2          | 7.1           | 3.8                | 1.4                 | 4.2                            | 16.2         | 19.7         |
| One-half up to one acre.....            | 42.7                 | 41.6         | 1.0          | 2.6                          | -            | -                 | .4          | .7                        | .2          | 6.3           | 3.4                | .8                  | 2.1                            | 9.9          | 23.0         |
| 1 to 4 acres.....                       | 36.3                 | 33.8         | 2.5          | 1.4                          | -            | -                 | -           | -                         | .6          | 5.3           | 2.6                | .7                  | 1.1                            | 5.2          | 17.3         |
| 5 to 9 acres.....                       | 3.2                  | 3.1          | .1           | .2                           | -            | -                 | -           | -                         | -           | .4            | .2                 | .2                  | -                              | .6           | .5           |
| 10 acres or more.....                   | 6.3                  | 5.4          | .9           | .2                           | -            | -                 | -           | -                         | -           | 2.1           | .5                 | -                   | .2                             | .5           | 2.3          |
| Don't know.....                         | 52.7                 | 30.3         | 22.4         | 1.3                          | .4           | .4                | 2.1         | 8.2                       | 1.3         | 7.6           | 8.1                | 5.9                 | 26.9                           | 10.3         | 7.0          |
| Not reported.....                       | 12.7                 | 8.3          | 4.4          | 2.0                          | -            | .2                | -           | .8                        | .3          | 2.6           | 1.4                | .4                  | 4.4                            | 5.1          | 2.4          |
| Median.....                             | .28                  | .27          | .40          | .55                          | -            | -                 | .19         | .13                       | .17         | .21           | .36                | .15                 | .14                            | .24          | .63          |
| <b>Persons Per Room</b>                 |                      |              |              |                              |              |                   |             |                           |             |               |                    |                     |                                |              |              |
| 0.50 or less.....                       | 354.3                | 215.9        | 138.4        | 13.4                         | 1.4          | 2.4               | 7.5         | 27.6                      | 5.0         | 98.4          | 57.3               | 28.0                | 154.3                          | 92.9         | 71.3         |
| 0.51 to 1.00.....                       | 173.1                | 102.7        | 70.3         | 5.1                          | .6           | 4.5               | 5.2         | 27.8                      | 7.2         | 9.5           | 32.9               | 26.7                | 83.7                           | 38.5         | 31.5         |
| 1.01 to 1.50.....                       | 8.1                  | 3.3          | 4.8          | -                            | -            | .2                | 1.2         | 2.5                       | 1.5         | .4            | 2.0                | 3.1                 | 5.6                            | 1.7          | .1           |
| 1.51 or more.....                       | .9                   | -            | .9           | -                            | -            | .1                | .3          | .4                        | -           | -             | .3                 | .4                  | .8                             | .1           | -            |
| <b>Square Feet Per Person</b>           |                      |              |              |                              |              |                   |             |                           |             |               |                    |                     |                                |              |              |
| Single detached and mobile homes.....   | 297.2                | 273.5        | 23.7         | 9.2                          | 2.0          | 1.0               | 4.2         | 18.2                      | 4.9         | 61.7          | 22.3               | 14.0                | 94.3                           | 79.7         | 78.8         |
| Less than 200.....                      | 2.4                  | 1.2          | 1.2          | -                            | -            | -                 | -           | .9                        | .3          | .1            | .1                 | .8                  | 1.9                            | .2           | -            |
| 200 to 299.....                         | 7.1                  | 6.7          | .5           | .2                           | .2           | -                 | .7          | .7                        | .1          | .6            | .7                 | .2                  | 2.8                            | 2.0          | .9           |
| 300 to 399.....                         | 18.3                 | 16.0         | 2.3          | .9                           | .4           | -                 | .7          | 1.6                       | .6          | .7            | 1.3                | .8                  | 6.0                            | 5.8          | 3.4          |
| 400 to 499.....                         | 19.4                 | 16.8         | 2.6          | .8                           | -            | .1                | .3          | 1.3                       | .4          | 1.0           | 1.8                | 1.7                 | 6.2                            | 5.6          | 6.0          |
| 500 to 599.....                         | 22.9                 | 21.3         | 1.6          | 1.3                          | .3           | .3                | .3          | 1.1                       | .6          | 2.7           | 2.6                | 1.3                 | 6.8                            | 4.6          | 6.7          |
| 600 to 699.....                         | 30.8                 | 28.4         | 2.4          | 1.4                          | -            | .2                | .2          | 1.5                       | .2          | 2.3           | 3.4                | .6                  | 8.8                            | 7.6          | 9.6          |
| 700 to 799.....                         | 23.2                 | 21.5         | 1.7          | 1.4                          | .4           | .1                | -           | 1.3                       | .6          | 3.1           | 1.5                | 1.0                 | 7.5                            | 5.7          | 6.9          |
| 800 to 899.....                         | 20.9                 | 20.1         | .8           | .2                           | .6           | -                 | .4          | .5                        | .5          | 3.5           | 1.4                | .5                  | 5.3                            | 3.4          | 8.0          |
| 900 to 999.....                         | 20.0                 | 19.2         | .8           | .6                           | .1           | .2                | .2          | .8                        | .3          | 5.4           | 1.0                | .7                  | 6.3                            | 5.5          | 5.5          |
| 1,000 to 1,499.....                     | 63.0                 | 60.1         | 2.9          | 1.6                          | -            | .1                | .8          | 2.1                       | .6          | 18.3          | 4.3                | 1.5                 | 18.1                           | 19.8         | 15.3         |
| 1,500 or more.....                      | 52.7                 | 49.3         | 3.5          | .2                           | -            | -                 | 1.0         | 2.6                       | .4          | 21.4          | 2.9                | 2.0                 | 13.9                           | 17.9         | 14.3         |
| Not reported.....                       | 16.4                 | 13.0         | 3.4          | .8                           | -            | -                 | .3          | 3.9                       | .2          | 4.7           | 1.2                | 3.0                 | 10.7                           | 1.6          | 2.1          |
| Median.....                             | 876                  | 892          | 660          | 677                          | -            | -                 | 927         | 702                       | 708         | 1 282         | 739                | 710                 | 833                            | 976          | 661          |

<sup>1</sup>See back cover for details.

**Table 2-4. Selected Equipment and Plumbing - Occupied Units**

[Numbers in thousands. For meaning of symbols, see text.]

| Characteristics   | Total occupied units | Tenure       |              | Housing unit characteristics |              |                   |             | Household characteristics |             |               |                    |                     | Selected subareas <sup>1</sup> |              |              |
|---|----------------------|--------------|--------------|------------------------------|--------------|-------------------|-------------|---------------------------|-------------|---------------|--------------------|---------------------|--------------------------------|--------------|--------------|
|   |                      | Owner        | Renter       | New construction 4 yrs       | Mobile homes | Physical problems |             | Black                     | Hispanic    | Elderly (65+) | Moved in past year | Below poverty level | Area one                       | Area two     | Area three   |
|   |                      |              |              |                              |              | Severe            | Moderate    |                           |             |               |                    |                     |                                |              |              |
| <b>Total</b> .....  | <b>536.4</b>         | <b>321.9</b> | <b>214.5</b> | <b>18.5</b>                  | <b>2.0</b>   | <b>7.2</b>        | <b>14.1</b> | <b>58.3</b>               | <b>13.6</b> | <b>108.2</b>  | <b>92.5</b>        | <b>56.1</b>         | <b>244.3</b>                   | <b>133.2</b> | <b>103.0</b> |
| <b>Equipment<sup>2</sup></b>                                    |                      |              |              |                              |              |                   |             |                           |             |               |                    |                     |                                |              |              |
| Lacking complete kitchen facilities.....                        | 7.7                  | 1.8          | 6.1          | .3                           | .1           | 2.1               | 5.1         | 2.6                       | .2          | .8            | 3.4                | 2.8                 | 5.6                            | 1.2          | .6           |
| With complete kitchen (sink, refrigerator and burners).....     | 528.7                | 320.3        | 208.4        | 18.3                         | 1.9          | 5.1               | 9.0         | 55.7                      | 13.4        | 107.6         | 89.1               | 55.3                | 238.7                          | 132.0        | 102.4        |
| Kitchen sink.....   | 533.1                | 320.9        | 212.2        | 18.3                         | 1.9          | 5.5               | 12.6        | 57.2                      | 13.5        | 107.6         | 91.4               | 57.2                | 242.1                          | 132.5        | 102.6        |
| Refrigerator.....   | 534.4                | 321.5        | 212.9        | 18.5                         | 2.0          | 6.4               | 13.0        | 57.6                      | 13.5        | 108.1         | 91.2               | 57.3                | 242.6                          | 133.0        | 102.8        |
| Less than 5 years old.....                                      | 172.1                | 108.3        | 63.8         | 14.9                         | .7           | 2.4               | 3.6         | 18.7                      | 4.4         | 26.1          | 36.5               | 17.3                | 76.0                           | 39.5         | 37.6         |
| Age not reported.....   | 14.3                 | 1.0          | 13.3         | .3                           | -            | .2                | .1          | 1.0                       | 1.0         | 1.9           | 7.3                | 2.8                 | 6.1                            | 3.0          | 4.6          |
| Burners and oven.....   | 531.9                | 321.5        | 210.4        | 18.5                         | 2.0          | 5.8               | 11.5        | 57.1                      | 13.4        | 108.1         | 90.3               | 56.0                | 240.9                          | 132.7        | 102.7        |
| Less than 5 years old.....                                      | 136.3                | 84.3         | 52.0         | 14.4                         | 1.0          | 2.0               | 2.5         | 17.1                      | 3.1         | 17.7          | 30.1               | 13.5                | 59.5                           | 32.2         | 31.8         |
| Age not reported.....   | 13.4                 | 2.1          | 11.3         | .3                           | -            | -                 | -           | .4                        | .6          | 1.6           | 6.0                | 1.6                 | 4.2                            | 3.1          | 4.9          |
| Burners only.....   | .9                   | .2           | .7           | -                            | -            | .1                | .2          | .3                        | .1          | -             | .5                 | .6                  | .6                             | -            | -            |
| Less than 5 years old.....                                      | .2                   | -            | .2           | -                            | -            | -                 | -           | .2                        | -           | -             | .2                 | .2                  | .2                             | -            | -            |
| Age not reported.....   | -                    | -            | -            | -                            | -            | -                 | -           | -                         | -           | -             | -                  | -                   | -                              | -            | -            |
| Oven only.....  | 1.3                  | -            | 1.3          | -                            | -            | -                 | 1.3         | -                         | -           | -             | .5                 | .2                  | .9                             | .2           | .1           |
| Less than 5 years old.....                                      | .6                   | -            | .6           | -                            | -            | -                 | .6          | -                         | -           | -             | .4                 | .1                  | .5                             | .1           | -            |
| Age not reported.....   | .1                   | -            | .1           | -                            | -            | -                 | .1          | -                         | -           | -             | -                  | -                   | -                              | -            | .1           |
| Neither burners nor oven.....                                   | 2.4                  | .2           | 2.2          | -                            | -            | 1.3               | 1.1         | .9                        | .1          | 1.2           | 1.3                | 1.3                 | 1.9                            | .3           | .1           |
| Dishwasher.....   | 203.0                | 163.3        | 98.7         | 13.3                         | .1           | .6                | 1.7         | 5.9                       | 2.5         | 30.9          | 25.0               | 6.4                 | 48.5                           | 63.3         | 61.8         |
| Less than 5 years old.....                                      | 67.5                 | 54.3         | 13.1         | 11.9                         | -            | .4                | .3          | 2.0                       | .3          | 7.0           | 10.9               | 1.3                 | 13.6                           | 17.8         | 25.0         |
| Age not reported.....   | 8.9                  | 3.3          | 5.6          | .2                           | -            | -                 | -           | .1                        | .4          | .8            | 3.4                | .8                  | 1.9                            | 2.9          | 3.8          |
| Washing machine.....  | 371.5                | 304.3        | 67.1         | 13.6                         | 1.9          | 1.4               | 6.6         | 29.8                      | 8.7         | 74.4          | 33.3               | 23.6                | 134.9                          | 98.7         | 88.2         |
| Less than 5 years old.....                                      | 128.5                | 100.1        | 28.4         | 7.2                          | .7           | .9                | 2.4         | 13.1                      | 3.8         | 16.6          | 15.1               | 7.7                 | 44.6                           | 32.9         | 33.9         |
| Age not reported.....   | 3.3                  | 1.3          | 1.9          | -                            | .1           | -                 | .3          | .2                        | .2          | .3            | 1.4                | .8                  | .8                             | 1.1          | 1.1          |
| Clothes dryer.....  | 351.7                | 293.7        | 58.0         | 13.1                         | 1.6          | 1.3               | 5.0         | 23.3                      | 8.1         | 65.2          | 30.7               | 18.3                | 120.3                          | 96.8         | 86.4         |
| Less than 5 years old.....                                      | 106.7                | 82.1         | 24.6         | 6.3                          | .6           | .8                | 1.3         | 9.3                       | 3.0         | 11.4          | 13.0               | 5.4                 | 35.5                           | 29.7         | 26.9         |
| Age not reported.....   | 3.9                  | 2.0          | 1.9          | -                            | .1           | -                 | .2          | .2                        | .1          | .2            | 1.6                | .4                  | 1.2                            | 1.2          | 1.3          |
| Disposal in kitchen sink.....                                   | 235.2                | 147.8        | 87.6         | 15.7                         | .6           | .2                | 2.6         | 10.7                      | 3.8         | 48.0          | 36.7               | 13.6                | 72.2                           | 79.5         | 56.7         |
| Less than 5 years old.....                                      | 80.0                 | 54.0         | 26.0         | 14.8                         | .3           | -                 | .7          | 2.7                       | 1.5         | 14.4          | 13.6               | 3.1                 | 19.1                           | 24.8         | 25.2         |
| Age not reported.....   | 13.7                 | 3.0          | 10.7         | .3                           | .1           | .1                | .4          | .4                        | .4          | 2.0           | 5.5                | 1.4                 | 4.0                            | 4.4          | 4.3          |
| <b>Air conditioning:</b>  |                      |              |              |                              |              |                   |             |                           |             |               |                    |                     |                                |              |              |
| Central.....  | 143.7                | 116.5        | 27.1         | 9.9                          | .6           | .6                | .6          | 5.4                       | 1.4         | 35.5          | 15.6               | 3.5                 | 41.6                           | 48.0         | 38.2         |
| 1 room unit.....  | 158.8                | 78.1         | 82.8         | 3.6                          | .7           | 1.4               | 3.6         | 16.3                      | 4.3         | 34.5          | 28.1               | 17.5                | 79.9                           | 42.8         | 22.9         |
| 2 room units.....   | 39.4                 | 29.7         | 9.7          | .3                           | .1           | -                 | .6          | 2.2                       | .7          | 5.6           | 3.1                | 1.7                 | 18.0                           | 12.1         | 6.4          |
| 3 room units or more.....                                       | 6.8                  | 5.6          | 1.1          | -                            | -            | -                 | -           | .3                        | .5          | 1.0           | .5                 | -                   | 3.1                            | 1.2          | 1.7          |
| <b>Main Heating Equipment</b>                                   |                      |              |              |                              |              |                   |             |                           |             |               |                    |                     |                                |              |              |
| Warm-air furnace.....   | 399.5                | 275.5        | 124.0        | 13.9                         | 2.0          | 2.7               | 8.0         | 41.2                      | 9.2         | 77.9          | 55.8               | 36.3                | 169.8                          | 98.9         | 83.1         |
| Steam or hot water system.....                                  | 95.9                 | 34.1         | 61.9         | 1.4                          | -            | 4.0               | 3.0         | 11.6                      | 3.2         | 20.1          | 24.7               | 15.9                | 55.4                           | 24.8         | 12.4         |
| Electric heat pump.....   | 2.7                  | 1.6          | 1.1          | .3                           | -            | -                 | -           | .6                        | .1          | 1.0           | .6                 | .2                  | 1.1                            | .7           | .6           |
| Built-in electric units.....                                    | 27.4                 | 7.0          | 20.5         | 3.0                          | -            | -                 | .2          | 2.8                       | .3          | 7.4           | 8.4                | 3.3                 | 11.7                           | 7.5          | 5.2          |
| Floor, wall, or other built-in hot air units without ducts..... | 2.1                  | .4           | 1.7          | -                            | -            | .1                | .2          | .5                        | .3          | .2            | .6                 | .8                  | 1.4                            | .3           | .3           |
| Room heaters with flue.....                                     | 4.9                  | .6           | 4.2          | -                            | -            | .3                | .9          | 1.3                       | .5          | .7            | 1.8                | 1.4                 | 3.8                            | .4           | .3           |
| Room heaters without flue.....                                  | .9                   | .4           | .5           | -                            | -            | .1                | .8          | -                         | -           | .6            | .1                 | .1                  | .7                             | .1           | .1           |
| Portable electric heaters.....                                  | .1                   | -            | .1           | -                            | -            | -                 | -           | -                         | -           | .1            | -                  | -                   | .1                             | -            | -            |
| Stoves.....   | 1.3                  | 1.1          | .2           | -                            | -            | -                 | -           | -                         | -           | .2            | .2                 | -                   | .2                             | .4           | .4           |
| Fireplaces with inserts.....                                    | .7                   | .7           | -            | -                            | -            | -                 | -           | .2                        | -           | -             | -                  | -                   | .2                             | .2           | .2           |
| Fireplaces without inserts.....                                 | -                    | -            | -            | -                            | -            | -                 | -           | -                         | -           | -             | -                  | -                   | -                              | -            | -            |
| Other.....  | .5                   | .4           | .1           | -                            | -            | -                 | -           | .1                        | -           | .3            | -                  | -                   | .2                             | -            | .3           |
| None.....   | .2                   | -            | .2           | -                            | -            | -                 | -           | .1                        | -           | -             | -                  | -                   | .1                             | .1           | -            |
| <b>Other Heating Equipment</b>                                  |                      |              |              |                              |              |                   |             |                           |             |               |                    |                     |                                |              |              |
| With other heating equipment <sup>2</sup> .....                 | 117.8                | 99.4         | 18.4         | 6.7                          | .3           | 1.0               | 2.3         | 6.1                       | 1.5         | 17.7          | 11.5               | 5.7                 | 30.1                           | 30.3         | 41.6         |
| Warm-air furnace.....   | 2.5                  | 2.2          | .4           | -                            | -            | .1                | .5          | -                         | -           | .5            | .1                 | .1                  | .4                             | .6           | 1.1          |
| Steam or hot water system.....                                  | 1.2                  | .9           | .2           | -                            | -            | -                 | -           | -                         | -           | .3            | .2                 | -                   | .1                             | .6           | .3           |
| Electric heat pump.....   | .7                   | .5           | .1           | .2                           | -            | .1                | -           | -                         | -           | -             | .1                 | -                   | .3                             | .2           | -            |
| Built-in electric units.....                                    | 13.8                 | 12.4         | 1.3          | .3                           | -            | -                 | -           | -                         | -           | 3.3           | 1.3                | .3                  | 1.8                            | 4.0          | 5.1          |
| Floor, wall, or other built-in hot-air units without ducts..... | 1.0                  | .6           | .4           | -                            | -            | .1                | .1          | -                         | -           | .5            | -                  | -                   | .2                             | .2           | .4           |
| Room heaters with flue.....                                     | 5.0                  | 4.1          | .8           | -                            | -            | .2                | .2          | 1.3                       | -           | .7            | .3                 | .5                  | 2.9                            | .7           | .5           |
| Room heaters without flue.....                                  | 1.5                  | 1.5          | -            | -                            | -            | -                 | -           | -                         | -           | .3            | -                  | -                   | .8                             | .1           | .4           |
| Portable electric heaters.....                                  | 39.6                 | 27.8         | 11.8         | .6                           | .2           | .8                | 1.4         | 3.5                       | .7          | 6.1           | 4.8                | 3.6                 | 17.1                           | 10.6         | 8.0          |
| Stoves.....   | 9.6                  | 8.5          | 1.0          | .3                           | -            | -                 | -           | .2                        | .1          | 1.9           | .6                 | .4                  | 1.9                            | 1.6          | 2.6          |
| Fireplaces with inserts.....                                    | 21.1                 | 19.9         | 1.2          | 3.7                          | .1           | -                 | .3          | 2.2                       | .4          | 1.6           | 2.6                | .2                  | 1.2                            | 4.2          | 11.8         |
| Fireplaces with no inserts.....                                 | 35.7                 | 34.3         | 1.4          | 1.7                          | -            | -                 | -           | .4                        | .1          | 5.7           | 1.7                | .5                  | 5.0                            | 12.3         | 16.0         |
| Other.....  | 2.8                  | 2.5          | .3           | .2                           | -            | -                 | -           | -                         | .2          | .2            | .4                 | -                   | 1.1                            | .2           | 1.3          |
| <b>Plumbing<sup>3</sup></b>                                     |                      |              |              |                              |              |                   |             |                           |             |               |                    |                     |                                |              |              |
| With all plumbing facilities.....                               | ...                  | ...          | ...          | ...                          | ...          | ...               | ...         | ...                       | ...         | ...           | ...                | ...                 | ...                            | ...          | ...          |
| Lacking some plumbing facilities <sup>3</sup> .....             | ...                  | ...          | ...          | ...                          | ...          | ...               | ...         | ...                       | ...         | ...           | ...                | ...                 | ...                            | ...          | ...          |
| No hot piped water.....   | ...                  | ...          | ...          | ...                          | ...          | ...               | ...         | ...                       | ...         | ...           | ...                | ...                 | ...                            | ...          | ...          |
| No bathtub nor shower.....                                      | ...                  | ...          | ...          | ...                          | ...          | ...               | ...         | ...                       | ...         | ...           | ...                | ...                 | ...                            | ...          | ...          |
| No flush toilet.....  | ...                  | ...          | ...          | ...                          | ...          | ...               | ...         | ...                       | ...         | ...           | ...                | ...                 | ...                            | ...          | ...          |
| No plumbing facilities for exclusive use.....                   | ...                  | ...          | ...          | ...                          | ...          | ...               | ...         | ...                       | ...         | ...           | ...                | ...                 | ...                            | ...          | ...          |
| <b>Source of Water</b>  |                      |              |              |                              |              |                   |             |                           |             |               |                    |                     |                                |              |              |
| Public system or private company.....                           | 458.5                | 254.9        | 203.6        | 16.1                         | 1.4          | 6.8               | 13.3        | 58.3                      | 13.1        | 97.6          | 85.2               | 55.5                | 243.7                          | 123.0        | 62.0         |
| Well serving 1 to 5 units.....                                  | 77.5                 | 66.7         | 10.8         | 2.5                          | .8           | .4                | .9          | -                         | .6          | 10.5          | 7.3                | 2.5                 | .8                             | 10.3         | 40.6         |
| Drilled.....  | 68.8                 | 61.1         | 7.4          | 2.4                          | .5           | .2                | .6          | -                         | .6          | 9.6           | 5.8                | 2.0                 | .4                             | 8.7          | 35.8         |
| Dug.....  | 1.5                  | 1.2          | .3           | -                            | -            | -                 | -           | -                         | -           | .1            | .2                 | .3                  | .2                             | .4           | .5           |
| Not reported.....   | 7.5                  | 4.4          | 3.1          | .1                           | .1           | .1                | .2          | -                         | -           | .8            | 1.4                | .2                  | -                              | 1.2          | 4.2          |
| Other.....  | .4                   | .3           | .1           | -                            | -            | .1                | -           | -                         | -           | .1            | -                  | .1                  | -                              | -            | .4           |
| <b>Means of Sewage Disposal</b>                                 |                      |              |              |                              |              |                   |             |                           |             |               |                    |                     |                                |              |              |
| Public sewer.....   | 478.7                | 273.9        | 204.8        | 16.4                         | 1.4          | 6.7               | 13.4        | 58.0                      | 12.7        | 99.5          | 86.1               | 56.2                | 241.4                          | 127.6        | 78.0         |
| Septic tank, cesspool, chemical toilet.....                     | 57.6                 | 48.0         | 9.6          | 2.1                          | .6           | .5                | .7          | .3                        | .9          | 8.7           | 6.3                | 1.8                 | 2.9                            | 5.6          | 26.8         |
| Other.....  | .1                   | -            | .1           | -                            | -            | .1                | -           | -                         | -           | .1            | -                  | .1                  | -                              | -            | .1           |

<sup>1</sup>See back cover for details.

<sup>2</sup>Figures may not add to total because more than one category may apply to a unit.

<sup>3</sup>Data not up to publication standards; see "Qualifications of the Data" section in the Introduction.

**Table 2-5. Fuels - Occupied Units**

[Numbers in thousands. For meaning of symbols, see text.]

| Characteristics                             | Total occupied units | Tenure |        | Housing unit characteristics |              |                   |          | Household characteristics |          |               |                    |                     | Selected subareas <sup>1</sup> |          |            |
|---|----------------------|--------|--------|------------------------------|--------------|-------------------|----------|---------------------------|----------|---------------|--------------------|---------------------|--------------------------------|----------|------------|
|   |                      | Owner  | Renter | New construction 4 yrs       | Mobile homes | Physical problems |          | Black                     | Hispanic | Elderly (65+) | Moved in past year | Below poverty level | Area one                       | Area two | Area three |
|   |                      |        |        |                              |              | Severe            | Moderate |                           |          |               |                    |                     |                                |          |            |
| <b>Total</b> .....                          | 536.4                | 321.9  | 214.5  | 18.5                         | 2.0          | 7.2               | 14.1     | 58.3                      | 13.6     | 108.2         | 92.5               | 58.1                | 244.3                          | 133.2    | 103.0      |
| <b>Main House Heating Fuel</b>              |                      |        |        |                              |              |                   |          |                           |          |               |                    |                     |                                |          |            |
| Housing units with heating fuel.....        | 536.2                | 321.9  | 214.3  | 18.5                         | 2.0          | 7.2               | 14.1     | 58.2                      | 13.6     | 108.2         | 92.5               | 58.1                | 244.2                          | 133.1    | 103.0      |
| Electricity.....                            | 34.6                 | 9.8    | 24.7   | 3.9                          | -            | -                 | .5       | 4.1                       | .4       | 8.8           | 10.7               | 4.0                 | 14.7                           | 9.2      | 7.1        |
| Piped gas.....                              | 419.5                | 258.0  | 181.5  | 13.9                         | 1.9          | 5.9               | 11.2     | 48.2                      | 11.8     | 79.9          | 68.5               | 46.7                | 200.7                          | 103.7    | 77.7       |
| Bottled gas.....                            | 4.9                  | 3.9    | 1.0    | .5                           | .1           | .1                | -        | -                         | .3       | 1.0           | .4                 | .2                  | .3                             | .8       | 1.9        |
| Fuel oil.....                               | 73.1                 | 47.1   | 26.0   | .3                           | -            | 1.3               | 2.2      | 5.7                       | 1.3      | 18.8          | 12.3               | 6.9                 | 27.6                           | 19.0     | 15.5       |
| Kerosene or other liquid fuel.....          | -                    | -      | -      | -                            | -            | -                 | -        | -                         | -        | -             | -                  | -                   | -                              | -        | -          |
| Coal or coke.....                           | -                    | -      | -      | -                            | -            | -                 | -        | -                         | -        | -             | -                  | -                   | -                              | -        | -          |
| Wood.....                                   | 2.9                  | 2.7    | .2     | -                            | -            | -                 | -        | .2                        | -        | .4            | .2                 | -                   | -                              | .4       | .6         |
| Solar energy.....                           | .2                   | .2     | -      | -                            | -            | -                 | -        | -                         | -        | -             | .2                 | -                   | -                              | .2       | -          |
| Other.....                                  | 1.1                  | .2     | .8     | -                            | -            | -                 | .3       | -                         | -        | .4            | .1                 | .2                  | .8                             | -        | .2         |
| <b>Other House Heating Fuels</b>            |                      |        |        |                              |              |                   |          |                           |          |               |                    |                     |                                |          |            |
| With other heating fuels <sup>2</sup> ..... | 59.5                 | 50.4   | 9.1    | 2.5                          | .3           | .7                | 1.0      | 2.6                       | .8       | 9.4           | 5.8                | 2.0                 | 15.2                           | 12.7     | 18.7       |
| Electricity.....                            | 28.2                 | 21.3   | 7.0    | .5                           | .2           | .5                | 1.0      | 1.8                       | .1       | 4.4           | 3.4                | 1.0                 | 10.1                           | 7.3      | 6.9        |
| Piped gas.....                              | 1.9                  | 1.8    | .1     | -                            | -            | -                 | -        | .2                        | -        | .3            | .2                 | .2                  | .7                             | .6       | .2         |
| Bottled gas.....                            | .3                   | .3     | -      | -                            | -            | .1                | -        | -                         | -        | -             | -                  | -                   | -                              | -        | -          |
| Fuel oil.....                               | 2.4                  | 1.8    | .9     | -                            | -            | .1                | -        | .1                        | -        | 1.0           | .3                 | .2                  | .7                             | .2       | .7         |
| Kerosene or other liquid fuel.....          | 1.5                  | 1.4    | .1     | -                            | -            | -                 | -        | .1                        | -        | .2            | -                  | .1                  | .6                             | -        | .7         |
| Coal or coke.....                           | .3                   | .3     | -      | .2                           | -            | -                 | -        | -                         | -        | .2            | -                  | -                   | -                              | .2       | -          |
| Wood.....                                   | 25.7                 | 24.7   | 1.0    | 2.0                          | .1           | -                 | -        | .2                        | .5       | 4.1           | 1.7                | .4                  | 3.1                            | 4.7      | 10.3       |
| Solar energy.....                           | 1.1                  | 1.1    | -      | -                            | -            | -                 | -        | .2                        | -        | -             | .2                 | -                   | .2                             | -        | .9         |
| Other.....                                  | .2                   | .2     | -      | -                            | -            | -                 | -        | -                         | -        | -             | -                  | -                   | -                              | .2       | -          |
| Not reported.....                           | .3                   | .2     | .1     | -                            | -            | -                 | -        | -                         | -        | -             | -                  | -                   | .1                             | -        | .2         |
| <b>Cooking Fuel</b>                         |                      |        |        |                              |              |                   |          |                           |          |               |                    |                     |                                |          |            |
| With cooking fuel.....                      | 534.0                | 321.7  | 212.3  | 18.5                         | 2.0          | 6.0               | 13.0     | 57.4                      | 13.5     | 108.1         | 91.3               | 58.8                | 242.4                          | 132.9    | 102.8      |
| Electricity.....                            | 279.2                | 188.3  | 80.8   | 14.3                         | .1           | 1.5               | 3.4      | 11.6                      | 4.0      | 66.3          | 40.2               | 17.7                | 80.0                           | 60.7     | 78.2       |
| Piped gas.....                              | 251.4                | 130.9  | 120.5  | 4.1                          | 1.9          | 4.2               | 9.6      | 45.8                      | 9.2      | 41.4          | 50.9               | 38.6                | 162.2                          | 51.4     | 25.7       |
| Bottled gas.....                            | 3.2                  | 2.5    | .7     | .2                           | .1           | .2                | -        | -                         | .3       | .4            | .2                 | .5                  | .1                             | .6       | .9         |
| Kerosene or other liquid fuel.....          | .1                   | -      | .1     | -                            | -            | -                 | -        | -                         | -        | -             | -                  | -                   | -                              | .1       | -          |
| Coal or coke.....                           | -                    | -      | -      | -                            | -            | -                 | -        | -                         | -        | -             | -                  | -                   | -                              | -        | -          |
| Wood.....                                   | -                    | -      | -      | -                            | -            | -                 | -        | -                         | -        | -             | -                  | -                   | -                              | -        | -          |
| Other.....                                  | .1                   | -      | .1     | -                            | -            | -                 | .1       | -                         | -        | -             | -                  | -                   | -                              | .1       | -          |
| <b>Water Heating Fuel</b>                   |                      |        |        |                              |              |                   |          |                           |          |               |                    |                     |                                |          |            |
| With hot piped water.....                   | 535.0                | 321.9  | 213.1  | 18.5                         | 2.0          | 5.8               | 14.1     | 58.1                      | 13.5     | 108.0         | 92.1               | 57.4                | 243.6                          | 132.6    | 102.8      |
| Electricity.....                            | 114.6                | 68.2   | 48.3   | 6.9                          | .3           | .4                | 2.1      | 6.9                       | 1.8      | 27.5          | 20.9               | 9.6                 | 31.2                           | 30.4     | 34.7       |
| Piped gas.....                              | 411.0                | 248.9  | 164.1  | 11.1                         | 1.6          | 5.3               | 11.7     | 50.9                      | 11.3     | 77.7          | 70.4               | 47.3                | 210.1                          | 100.7    | 65.9       |
| Bottled gas.....                            | 3.6                  | 2.9    | .7     | .5                           | .1           | .1                | -        | -                         | .3       | .4            | .4                 | .1                  | .3                             | .4       | .9         |
| Fuel oil.....                               | 4.5                  | 3.1    | 1.4    | -                            | -            | -                 | .1       | .2                        | .1       | 1.9           | .2                 | .3                  | 1.3                            | .9       | 1.0        |
| Kerosene or other liquid fuel.....          | -                    | -      | -      | -                            | -            | -                 | -        | -                         | -        | -             | -                  | -                   | -                              | -        | -          |
| Coal or coke.....                           | -                    | -      | -      | -                            | -            | -                 | -        | -                         | -        | -             | -                  | -                   | -                              | -        | -          |
| Wood.....                                   | .1                   | .1     | -      | -                            | -            | -                 | -        | -                         | -        | -             | -                  | -                   | -                              | -        | -          |
| Solar energy.....                           | .7                   | .7     | -      | -                            | -            | -                 | -        | -                         | -        | .1            | .2                 | -                   | .2                             | .2       | .3         |
| Other.....                                  | .5                   | -      | .5     | -                            | -            | -                 | .2       | -                         | -        | .3            | -                  | -                   | .5                             | -        | -          |
| <b>Central Air Conditioning Fuel</b>        |                      |        |        |                              |              |                   |          |                           |          |               |                    |                     |                                |          |            |
| With central air conditioning.....          | 143.7                | 116.5  | 27.1   | 9.9                          | .6           | .6                | .6       | 5.4                       | 1.4      | 35.5          | 15.6               | 3.5                 | 41.8                           | 48.0     | 38.2       |
| Electricity.....                            | 132.1                | 106.8  | 25.2   | 9.8                          | .6           | .4                | .6       | 4.8                       | 1.3      | 31.8          | 15.2               | 3.4                 | 38.0                           | 43.7     | 35.9       |
| Piped gas.....                              | 11.4                 | 9.5    | 1.9    | .3                           | -            | .1                | -        | .4                        | .1       | 3.7           | .5                 | .1                  | 3.8                            | 4.2      | 2.2        |
| Other.....                                  | .2                   | .2     | -      | -                            | -            | -                 | -        | .2                        | -        | -             | -                  | -                   | -                              | .2       | -          |
| <b>Clothes Dryer Fuel</b>                   |                      |        |        |                              |              |                   |          |                           |          |               |                    |                     |                                |          |            |
| With clothes dryer.....                     | 351.7                | 293.7  | 58.0   | 13.1                         | 1.6          | 1.3               | 5.0      | 23.3                      | 8.1      | 65.2          | 30.7               | 18.3                | 120.3                          | 96.8     | 88.4       |
| Electricity.....                            | 199.0                | 160.4  | 38.6   | 8.3                          | 1.1          | .8                | 1.8      | 10.5                      | 4.4      | 38.5          | 18.6               | 10.8                | 53.4                           | 53.7     | 58.8       |
| Piped gas.....                              | 150.4                | 131.1  | 19.4   | 4.7                          | .4           | .4                | 3.3      | 12.8                      | 3.5      | 26.7          | 11.9               | 7.5                 | 66.9                           | 42.9     | 28.3       |
| Other.....                                  | 2.3                  | 2.2    | .1     | .2                           | .1           | -                 | -        | -                         | .2       | -             | .2                 | -                   | -                              | .2       | 1.2        |
| <b>Units Using Each Fuel<sup>2</sup></b>    |                      |        |        |                              |              |                   |          |                           |          |               |                    |                     |                                |          |            |
| Electricity.....                            | 536.4                | 321.9  | 214.5  | 18.5                         | 2.0          | 7.2               | 14.1     | 58.3                      | 13.6     | 108.2         | 92.5               | 58.1                | 244.3                          | 133.2    | 103.0      |
| All-electric units.....                     | 29.4                 | 9.0    | 20.4   | 3.5                          | -            | -                 | .2       | 3.1                       | .4       | 7.2           | 9.2                | 3.4                 | 12.1                           | 7.8      | 6.3        |
| Piped gas.....                              | 466.0                | 279.7  | 186.3  | 14.2                         | 1.9          | 6.8               | 13.6     | 55.0                      | 12.4     | 90.7          | 79.3               | 53.0                | 228.2                          | 116.5    | 81.6       |
| Bottled gas.....                            | 7.1                  | 5.8    | 1.3    | .8                           | .1           | .2                | -        | -                         | .3       | 1.1           | .6                 | .5                  | .3                             | .9       | 2.9        |
| Fuel oil.....                               | 78.7                 | 50.4   | 28.3   | .3                           | -            | 1.6               | 2.2      | 6.1                       | 1.3      | 20.2          | 13.2               | 7.4                 | 29.5                           | 20.1     | 16.9       |
| Kerosene or other liquid fuel.....          | 1.6                  | 1.4    | .2     | -                            | -            | -                 | -        | .1                        | -        | .2            | -                  | .1                  | .6                             | .1       | .7         |
| Coal or coke.....                           | .3                   | .3     | -      | .2                           | -            | -                 | -        | -                         | -        | .2            | -                  | -                   | -                              | .2       | -          |
| Wood.....                                   | 28.6                 | 27.4   | 1.2    | 2.0                          | .1           | -                 | -        | .4                        | .5       | 4.5           | 1.8                | .4                  | 3.1                            | 5.1      | 10.8       |
| Solar energy.....                           | 1.6                  | 1.6    | -      | -                            | -            | -                 | -        | .2                        | -        | .1            | .4                 | -                   | .4                             | .3       | 1.0        |
| Other.....                                  | 1.4                  | .4     | 1.0    | -                            | -            | -                 | .4       | -                         | -        | .4            | .1                 | .2                  | .8                             | .3       | .2         |

<sup>1</sup>See back cover for details.

<sup>2</sup>Figures may not add to total because more than one category may apply to a unit.

**Table 2-6. Failures in Equipment - Occupied Units**

[Numbers in thousands. For meaning of symbols, see text.]

| Characteristics  | Total occupied units | Tenure |        | Housing unit characteristics |              |                   |          | Household characteristics |          |               |                    |                     | Selected subareas <sup>1</sup> |          |            |
|--|----------------------|--------|--------|------------------------------|--------------|-------------------|----------|---------------------------|----------|---------------|--------------------|---------------------|--------------------------------|----------|------------|
|  |                      | Owner  | Renter | New construction 4 yrs       | Mobile homes | Physical problems |          | Black                     | Hispanic | Elderly (65+) | Moved in past year | Below poverty level | Area one                       | Area two | Area three |
|  |                      |        |        |                              |              | Severe            | Moderate |                           |          |               |                    |                     |                                |          |            |
| <b>Total</b> .....   | 536.4                | 321.9  | 214.5  | 18.5                         | 2.0          | 7.2               | 14.1     | 58.3                      | 13.6     | 108.2         | 92.5               | 58.1                | 244.3                          | 133.2    | 103.0      |
| <b>Water Supply Stoppage</b>   |                      |        |        |                              |              |                   |          |                           |          |               |                    |                     |                                |          |            |
| With hot and cold piped water.....                                     | 535.0                | 321.9  | 213.1  | 18.5                         | 2.0          | 5.8               | 14.1     | 58.1                      | 13.5     | 108.0         | 92.1               | 57.4                | 243.6                          | 132.6    | 102.8      |
| No stoppage in last 3 months.....                                      | 507.8                | 307.7  | 200.1  | 18.3                         | 1.7          | 4.4               | 12.9     | 55.0                      | 12.0     | 102.8         | 87.0               | 54.4                | 227.8                          | 126.2    | 89.0       |
| With stoppage in last 3 months.....                                    | 21.6                 | 11.8   | 9.8    | .3                           | .3           | 1.1               | 1.2      | 2.1                       | 1.2      | 3.8           | 3.1                | 2.3                 | 11.7                           | 5.3      | 3.8        |
| No stoppage lasting 6 hours or more.....                               | 9.3                  | 4.6    | 4.7    | -.2                          | -.2          | .2                | .2       | 1.0                       | .2       | 2.0           | 1.3                | 1.2                 | 5.6                            | 2.3      | 1.3        |
| 1 time lasting 6 hours or more.....                                    | 7.5                  | 4.6    | 3.0    | -.                           | -.           | .2                | .4       | .5                        | .4       | 1.4           | 1.3                | .6                  | 3.8                            | 2.1      | 1.3        |
| 2 times.....   | 1.3                  | .7     | .6     | .1                           | .1           | .3                | -.       | .3                        | .1       | -.            | .3                 | .3                  | .7                             | .3       | .2         |
| 3 times.....   | .6                   | .2     | .4     | -.                           | -.           | -.                | .3       | .1                        | .1       | -.            | -.                 | -.                  | .1                             | -.       | .5         |
| 4 times or more.....   | .5                   | -.     | .5     | -.                           | -.           | .3                | .1       | .1                        | -.       | -.            | -.                 | .3                  | .5                             | -.       | -.         |
| Number of times not reported.....                                      | 2.4                  | 1.8    | .6     | .2                           | -.           | -.                | .1       | .1                        | .3       | .3            | .3                 | -.                  | 1.0                            | .6       | .6         |
| Stoppage not reported.....   | 5.8                  | 2.4    | 3.2    | -.                           | -.           | .3                | .1       | .9                        | .3       | 1.5           | 2.0                | .7                  | 4.1                            | 1.2      | -.         |
| <b>Flush Toilet Breakdowns</b>   |                      |        |        |                              |              |                   |          |                           |          |               |                    |                     |                                |          |            |
| With one or more flush toilets.....                                    | 533.4                | 321.9  | 211.5  | 18.5                         | 2.0          | 4.3               | 14.1     | 57.8                      | 13.5     | 108.0         | 91.3               | 56.9                | 242.1                          | 132.6    | 102.7      |
| With at least one working toilet at all times in last 3 months.....    | 510.9                | 313.4  | 197.5  | 18.4                         | 1.9          | 3.5               | 11.8     | 53.7                      | 12.1     | 102.8         | 84.5               | 51.6                | 227.4                          | 128.2    | 100.1      |
| None working some time in last 3 months.....                           | 20.8                 | 8.2    | 12.6   | .2                           | -.           | .7                | 2.3      | 3.8                       | 1.3      | 5.1           | 5.8                | 5.2                 | 13.4                           | 4.3      | 2.5        |
| No breakdowns lasting 6 hours or more.....                             | 7.1                  | 3.2    | 4.0    | -.                           | -.           | .1                | .4       | .8                        | .5       | 2.7           | 1.8                | 1.3                 | 4.4                            | 1.9      | .8         |
| 1 time lasting 6 hours or more.....                                    | 7.4                  | 3.4    | 4.0    | -.                           | -.           | .3                | .8       | 1.4                       | .4       | 1.3           | 2.4                | 1.7                 | 4.9                            | 1.3      | 1.1        |
| 2 times.....   | .7                   | -.     | .7     | -.                           | -.           | .1                | -.       | .2                        | .2       | .1            | .1                 | .4                  | .3                             | .2       | .1         |
| 3 times.....   | .4                   | -.     | .4     | -.                           | -.           | -.                | .4       | .2                        | -.       | -.            | -.                 | .2                  | -.                             | -.       | .1         |
| 4 times or more.....   | .9                   | .1     | .7     | -.                           | -.           | .1                | .7       | .2                        | -.       | -.            | .1                 | .4                  | .7                             | -.       | .1         |
| Number of times not reported.....                                      | 4.5                  | 1.5    | 2.9    | .2                           | -.           | -.                | .2       | .9                        | .1       | .9            | 1.5                | 1.1                 | 2.8                            | .9       | .2         |
| Breakdowns not reported.....   | 1.7                  | .3     | 1.4    | -.                           | .1           | -.                | -.       | .2                        | .1       | .1            | 1.0                | .1                  | 1.3                            | .1       | .2         |
| <b>Sewage Disposal Breakdowns</b>                                      |                      |        |        |                              |              |                   |          |                           |          |               |                    |                     |                                |          |            |
| With public sewer.....   | 478.7                | 273.9  | 204.8  | 16.4                         | 1.4          | 6.7               | 13.4     | 58.0                      | 12.7     | 99.5          | 88.1               | 56.2                | 241.4                          | 127.6    | 76.0       |
| No breakdowns in last 3 months.....                                    | 474.3                | 271.8  | 202.4  | 16.4                         | 1.4          | 6.3               | 13.2     | 57.5                      | 12.3     | 99.2          | 85.2               | 55.3                | 238.9                          | 126.4    | 75.3       |
| With breakdowns in last 3 months.....                                  | 4.4                  | 2.1    | 2.4    | -.                           | -.           | .4                | .2       | .5                        | .4       | .3            | .9                 | .8                  | 2.5                            | 1.2      | .7         |
| No breakdowns lasting 6 hours or more.....                             | 1.8                  | 1.1    | .7     | -.                           | -.           | -.                | .1       | .1                        | .2       | -.            | .2                 | .2                  | 1.2                            | .5       | .1         |
| 1 time lasting 6 hours or more.....                                    | 2.5                  | .9     | 1.6    | -.                           | -.           | .4                | .1       | .4                        | .2       | .3            | .7                 | .6                  | 1.2                            | .7       | .5         |
| 2 times.....   | -.                   | -.     | -.     | -.                           | -.           | -.                | -.       | -.                        | -.       | -.            | -.                 | -.                  | -.                             | -.       | -.         |
| 3 times.....   | -.                   | -.     | -.     | -.                           | -.           | -.                | -.       | -.                        | -.       | -.            | -.                 | -.                  | -.                             | -.       | -.         |
| 4 times or more.....   | .1                   | -.     | .1     | -.                           | -.           | -.                | -.       | -.                        | -.       | -.            | -.                 | -.                  | .1                             | -.       | -.         |
| With septic tank or cesspool.....                                      | 57.6                 | 48.0   | 9.6    | 2.1                          | .6           | .5                | .7       | .3                        | .9       | 8.7           | 6.3                | 1.8                 | 2.9                            | 5.6      | 26.8       |
| No breakdowns in last 3 months.....                                    | 57.4                 | 47.8   | 9.6    | 2.1                          | .6           | .5                | .7       | .3                        | .9       | 8.7           | 6.3                | 1.8                 | 2.9                            | 5.6      | 26.6       |
| With breakdowns in last 3 months.....                                  | .2                   | .2     | -.     | -.                           | -.           | -.                | -.       | -.                        | -.       | -.            | -.                 | -.                  | -.                             | -.       | .2         |
| No breakdowns lasting 6 hours or more.....                             | .2                   | .2     | -.     | -.                           | -.           | -.                | -.       | -.                        | -.       | -.            | -.                 | -.                  | -.                             | -.       | .2         |
| 1 time lasting 6 hours or more.....                                    | -.                   | -.     | -.     | -.                           | -.           | -.                | -.       | -.                        | -.       | -.            | -.                 | -.                  | -.                             | -.       | -.         |
| 2 times.....   | -.                   | -.     | -.     | -.                           | -.           | -.                | -.       | -.                        | -.       | -.            | -.                 | -.                  | -.                             | -.       | -.         |
| 3 times.....   | -.                   | -.     | -.     | -.                           | -.           | -.                | -.       | -.                        | -.       | -.            | -.                 | -.                  | -.                             | -.       | -.         |
| 4 times or more.....   | -.                   | -.     | -.     | -.                           | -.           | -.                | -.       | -.                        | -.       | -.            | -.                 | -.                  | -.                             | -.       | -.         |
| <b>Heating Problems</b>  |                      |        |        |                              |              |                   |          |                           |          |               |                    |                     |                                |          |            |
| With heating equipment and occupied last winter.....                   | 487.5                | 312.2  | 175.3  | 14.3                         | 2.0          | 6.0               | 12.1     | 52.0                      | 12.2     | 105.1         | 45.0               | 49.6                | 216.5                          | 122.2    | 93.4       |
| Not uncomfortably cold for 24 hours or more last winter.....           | 457.0                | 303.4  | 153.6  | 13.7                         | 1.8          | 2.4               | 9.2      | 45.2                      | 10.0     | 101.8         | 40.3               | 40.3                | 199.3                          | 116.3    | 88.9       |
| Uncomfortably cold for 24 hours or more last winter <sup>2</sup> ..... | 30.0                 | 8.3    | 21.7   | .6                           | .1           | 3.6               | 2.9      | 6.9                       | 2.1      | 3.6           | 4.8                | 9.3                 | 16.0                           | 5.7      | 4.5        |
| Equipment breakdowns.....  | 14.1                 | 4.3    | 9.7    | .2                           | -.           | 2.8               | 1.3      | 3.4                       | 1.1      | 1.1           | 1.8                | 4.4                 | 9.3                            | 2.8      | 2.0        |
| No breakdowns lasting 6 hours or more.....                             | .8                   | .2     | .6     | -.                           | -.           | -.                | -.       | .6                        | -.       | .1            | .4                 | .4                  | .6                             | .2       | -.         |
| 1 time lasting 6 hours or more.....                                    | 8.0                  | 3.5    | 4.5    | .2                           | -.           | .3                | .7       | 1.8                       | .5       | .6            | .9                 | 2.0                 | 4.8                            | 2.0      | 1.2        |
| 2 times.....   | 2.3                  | .2     | 2.1    | -.                           | -.           | .1                | .4       | .5                        | .3       | .3            | .2                 | .6                  | 1.7                            | .2       | .4         |
| 3 times.....   | .7                   | -.     | .7     | -.                           | -.           | -.                | -.       | -.                        | -.       | -.            | -.                 | -.                  | .6                             | -.       | .1         |
| 4 times or more.....   | 1.7                  | .4     | 1.3    | -.                           | -.           | 1.7               | -.       | .5                        | .3       | -.            | -.                 | .6                  | 1.2                            | .3       | .2         |
| Number of times not reported.....                                      | .5                   | -.     | .5     | -.                           | -.           | -.                | .3       | .1                        | .1       | -.            | .3                 | .5                  | .4                             | -.       | .1         |
| Other causes.....  | 17.2                 | 3.8    | 13.4   | .5                           | -.           | 1.2               | 1.7      | 3.8                       | 1.2      | 2.8           | 2.9                | 5.1                 | 11.1                           | 3.0      | 2.7        |
| Utility interruption.....  | .9                   | .4     | .5     | -.                           | -.           | -.                | .1       | .2                        | -.       | -.            | .1                 | .2                  | .4                             | .8       | -.         |
| Inadequate heating capacity.....                                       | 4.3                  | .5     | 3.8    | -.                           | -.           | .7                | .4       | 2.1                       | .4       | .6            | .6                 | 1.5                 | 3.6                            | .5       | .2         |
| Inadequate insulation.....   | 4.0                  | .3     | 3.7    | -.                           | -.           | .5                | .2       | 1.0                       | .6       | .2            | .9                 | 1.4                 | 2.9                            | .8       | .4         |
| Other.....   | 6.8                  | 2.6    | 4.2    | .5                           | -.           | -.                | .8       | .3                        | .1       | 1.7           | 1.1                | 1.6                 | 3.6                            | 1.2      | 1.6        |
| Not reported.....  | 1.1                  | -.     | 1.1    | -.                           | -.           | -.                | .2       | .2                        | .2       | .1            | .2                 | .4                  | .6                             | -.       | .5         |
| Reason for discomfort not reported.....                                | .3                   | .3     | -.     | -.                           | .1           | -.                | -.       | -.                        | -.       | .1            | -.                 | -.                  | -.                             | -.       | -.         |
| Discomfort not reported.....   | .5                   | .5     | -.     | -.                           | .1           | -.                | -.       | -.                        | -.       | -.            | -.                 | -.                  | .2                             | .2       | -.         |
| <b>Electric Fuses and Circuit Breakers</b>                             |                      |        |        |                              |              |                   |          |                           |          |               |                    |                     |                                |          |            |
| With electrical wiring.....  | 536.4                | 321.9  | 214.5  | 18.5                         | 2.0          | 7.2               | 14.1     | 58.3                      | 13.6     | 108.2         | 92.5               | 58.1                | 244.3                          | 133.2    | 103.0      |
| No fuses or breakers blown in last 3 mo.....                           | 420.0                | 254.1  | 165.9  | 16.1                         | 1.9          | 4.9               | 8.2      | 41.9                      | 11.3     | 97.1          | 71.5               | 45.4                | 188.7                          | 106.2    | 81.6       |
| With fuses or breakers blown in last 3 mo.....                         | 111.8                | 66.0   | 45.8   | 2.1                          | -.           | 2.2               | 5.8      | 15.8                      | 1.9      | 10.2          | 18.2               | 11.9                | 55.1                           | 25.7     | 20.6       |
| 1 time.....  | 57.2                 | 36.8   | 20.4   | 1.4                          | -.           | .7                | 2.6      | 5.5                       | 1.0      | 6.2           | 8.2                | 4.1                 | 26.1                           | 14.0     | 11.6       |
| 2 times.....   | 23.9                 | 14.6   | 9.3    | .3                           | -.           | .3                | .4       | 4.1                       | .2       | 2.2           | 4.2                | 2.7                 | 11.7                           | 5.3      | 4.2        |
| 3 times.....   | 10.4                 | 5.8    | 4.6    | .2                           | -.           | .2                | .9       | 1.9                       | .2       | .9            | 2.1                | 1.7                 | 5.6                            | 2.6      | 1.6        |
| 4 times or more.....   | 17.5                 | 6.8    | 10.9   | .3                           | -.           | 1.0               | 1.9      | 3.6                       | .5       | .4            | 4.6                | 3.2                 | 10.5                           | 3.1      | 2.9        |
| Number of times not reported.....                                      | 2.8                  | 2.1    | .7     | -.                           | -.           | -.                | -.       | .6                        | -.       | .4            | 1.1                | .1                  | 1.3                            | .9       | .3         |
| Problem not reported or don't know.....                                | 4.6                  | 1.8    | 2.8    | .3                           | .1           | .1                | .1       | .9                        | .4       | 1.0           | 1.8                | .9                  | 2.4                            | 1.3      | .8         |

<sup>1</sup>See back cover for details.

<sup>2</sup>Other causes and equipment breakdowns may not add to total as both may be reported.

**Table 2-7. Additional Indicators of Housing Quality - Occupied Units**

[Numbers in thousands. For meaning of symbols, see text.]

| Characteristics   | Total occupied units | Tenure       |              | Housing unit characteristics |              |                   |             | Household characteristics |             |               |                    |                     | Selected subareas <sup>1</sup> |              |              |
|---|----------------------|--------------|--------------|------------------------------|--------------|-------------------|-------------|---------------------------|-------------|---------------|--------------------|---------------------|--------------------------------|--------------|--------------|
|   |                      | Owner        | Renter       | New construction 4 yrs       | Mobile homes | Physical problems |             | Black                     | Hispanic    | Elderly (65+) | Moved in past year | Below poverty level | Area one                       | Area two     | Area three   |
|   |                      |              |              |                              |              | Severe            | Moderate    |                           |             |               |                    |                     |                                |              |              |
| <b>Total</b> .....  | <b>636.4</b>         | <b>321.9</b> | <b>214.5</b> | <b>18.5</b>                  | <b>2.0</b>   | <b>7.2</b>        | <b>14.1</b> | <b>58.3</b>               | <b>13.6</b> | <b>108.2</b>  | <b>92.5</b>        | <b>58.1</b>         | <b>244.3</b>                   | <b>133.2</b> | <b>103.0</b> |
| <b>Selected Amenities<sup>2</sup></b>                     |                      |              |              |                              |              |                   |             |                           |             |               |                    |                     |                                |              |              |
| Porch, deck, balcony, or patio.....                       | 371.0                | 253.3        | 117.7        | 13.1                         | 1.3          | 3.1               | 9.3         | 39.8                      | 9.5         | 68.4          | 54.5               | 34.4                | 152.2                          | 92.8         | 83.2         |
| Not reported.....   | 1.0                  | .5           | .5           | -                            | -            | -                 | .3          | .2                        | -           | .5            | .1                 | .1                  | .6                             | .2           | .2           |
| Telephone available.....                                  | 513.6                | 317.2        | 196.4        | 18.1                         | 1.9          | 4.9               | 11.2        | 50.9                      | 11.9        | 105.7         | 84.5               | 49.7                | 227.0                          | 130.4        | 100.9        |
| Usable fireplace.....                                     | 128.9                | 119.5        | 9.4          | 8.5                          | .3           | .1                | 1.7         | 3.1                       | 2.1         | 19.8          | 11.6               | 2.9                 | 18.4                           | 35.3         | 53.0         |
| Separate dining room.....                                 | 247.6                | 180.4        | 67.2         | 7.8                          | .2           | 1.8               | 5.4         | 29.0                      | 6.8         | 48.9          | 35.3               | 20.7                | 104.5                          | 58.4         | 60.7         |
| With 2 or more living rooms or recreation rooms, etc..... | 165.5                | 148.7        | 16.7         | 6.6                          | .1           | .2                | 1.0         | 7.9                       | 1.9         | 27.7          | 13.6               | 4.5                 | 34.2                           | 47.5         | 56.4         |
| Garage or carport included with home.....                 | 382.2                | 294.9        | 87.2         | 14.4                         | .2           | 1.0               | 4.1         | 22.9                      | 5.9         | 77.5          | 37.2               | 17.4                | 127.4                          | 101.7        | 85.2         |
| Not included.....   | 173.6                | 27.0         | 146.7        | 4.1                          | 1.8          | 6.3               | 10.1        | 35.4                      | 7.6         | 30.6          | 55.1               | 40.5                | 116.8                          | 31.4         | 17.4         |
| Offstreet parking included.....                           | 108.4                | 19.7         | 88.7         | 3.2                          | 1.8          | 2.2               | 3.7         | 16.3                      | 3.6         | 21.0          | 32.0               | 18.5                | 59.3                           | 25.7         | 15.9         |
| Offstreet parking not reported.....                       | 1.7                  | .2           | 1.5          | .5                           | -            | -                 | .1          | -                         | -           | .8            | .6                 | .3                  | .6                             | .3           | .8           |
| Garage or carport not reported.....                       | .8                   | -            | .8           | -                            | -            | -                 | -           | -                         | .1          | .1            | .1                 | .1                  | .1                             | .1           | .4           |
| <b>Cars and Trucks Available</b>                          |                      |              |              |                              |              |                   |             |                           |             |               |                    |                     |                                |              |              |
| No cars, trucks, or vans.....                             | 72.3                 | 15.3         | 57.0         | 1.3                          | .4           | 3.8               | 4.7         | 22.2                      | 2.3         | 29.6          | 19.1               | 30.3                | 57.8                           | 9.5          | 3.7          |
| Other households without cars.....                        | 12.1                 | 6.5          | 5.6          | .3                           | -            | -                 | .6          | .6                        | .7          | .7            | 2.3                | .8                  | 4.8                            | 3.4          | 2.8          |
| 1 car with or without trucks or vans.....                 | 230.3                | 128.5        | 101.9        | 7.5                          | .7           | 2.7               | 6.2         | 25.2                      | 5.7         | 55.5          | 38.9               | 22.9                | 116.0                          | 57.1         | 37.0         |
| 2 cars.....   | 177.2                | 133.5        | 43.7         | 7.9                          | .8           | .8                | 2.0         | 7.7                       | 4.0         | 20.2          | 28.1               | 3.8                 | 53.7                           | 52.7         | 46.2         |
| 3 or more cars.....                                       | 44.4                 | 38.1         | 6.3          | 1.5                          | .1           | -                 | .6          | 2.7                       | .9          | 2.2           | 4.0                | .3                  | 12.1                           | 10.5         | 13.2         |
| With cars, no trucks or vans.....                         | 358.9                | 224.8        | 134.2        | 12.6                         | 1.5          | 2.8               | 7.4         | 32.1                      | 9.2         | 70.1          | 58.3               | 25.6                | 156.4                          | 99.0         | 67.0         |
| 1 truck or van with or without cars.....                  | 90.8                 | 69.8         | 21.0         | 4.2                          | .1           | .3                | 1.7         | 3.2                       | 1.8         | 8.1           | 14.2               | 2.0                 | 26.9                           | 21.7         | 27.8         |
| 2 or more trucks or vans.....                             | 14.4                 | 12.1         | 2.3          | .5                           | .1           | .3                | .4          | .8                        | .3          | .3            | .8                 | .3                  | 3.3                            | 3.0          | 4.6          |
| <b>Owner or Manager on Property</b>                       |                      |              |              |                              |              |                   |             |                           |             |               |                    |                     |                                |              |              |
| Rental, multiunit <sup>3</sup> .....                      | 177.3                | ...          | 177.3        | 6.3                          | ...          | 6.0               | 9.0         | 33.4                      | 7.2         | 32.4          | 62.2               | 41.4                | 114.1                          | 40.5         | 17.2         |
| Owner or manager lives on property.....                   | 77.9                 | ...          | 77.9         | 4.1                          | ...          | 2.2               | 2.5         | 11.2                      | 2.5         | 18.9          | 27.1               | 14.6                | 48.7                           | 19.3         | 7.5          |
| Neither owner nor manager lives on property.....          | 99.5                 | ...          | 99.5         | 2.2                          | ...          | 3.8               | 6.5         | 22.1                      | 4.6         | 15.4          | 35.1               | 26.8                | 65.4                           | 21.2         | 9.8          |
| <b>Selected Deficiencies<sup>2</sup></b>                  |                      |              |              |                              |              |                   |             |                           |             |               |                    |                     |                                |              |              |
| Signs of rats in last 3 months.....                       | 7.1                  | .9           | 6.3          | -                            | -            | 1.0               | 1.9         | 4.4                       | .7          | .3            | 2.9                | 4.4                 | 6.8                            | -            | .2           |
| Holes in floors.....                                      | 3.1                  | .6           | 2.5          | -                            | -            | .7                | 1.4         | 1.2                       | -           | -             | 1.3                | 1.6                 | 1.9                            | .6           | .7           |
| Open cracks or holes (interior).....                      | 23.1                 | 5.4          | 17.7         | -                            | -            | 2.7               | 6.5         | 5.8                       | 1.2         | 1.8           | 5.8                | 7.1                 | 17.0                           | 2.5          | 3.3          |
| Broken plaster or peeling paint (interior).....           | 20.4                 | 6.7          | 13.7         | .2                           | -            | 2.4               | 5.6         | 3.7                       | .8          | 2.1           | 4.0                | 5.8                 | 14.7                           | 2.8          | 2.2          |
| No electrical wiring.....                                 | -                    | -            | -            | -                            | -            | -                 | -           | -                         | -           | -             | -                  | -                   | -                              | -            | -            |
| Exposed wiring.....                                       | 10.3                 | 3.8          | 6.8          | .3                           | -            | .7                | 1.5         | 1.5                       | 1.3         | 1.0           | 3.7                | 3.5                 | 5.6                            | .9           | 3.0          |
| Rooms without electric outlets.....                       | 12.2                 | 4.4          | 7.8          | .2                           | -            | .8                | 1.8         | 3.0                       | 1.2         | 1.9           | 4.3                | 3.4                 | 8.8                            | 1.1          | 1.0          |
| <b>Water Leakage During Last 12 Months</b>                |                      |              |              |                              |              |                   |             |                           |             |               |                    |                     |                                |              |              |
| No leakage from inside structure.....                     | 483.7                | 301.2        | 182.4        | 17.9                         | 1.7          | 4.5               | 8.3         | 48.4                      | 11.8        | 102.1         | 78.7               | 47.6                | 212.2                          | 123.9        | 95.1         |
| With leakage from inside structure <sup>2</sup> .....     | 50.4                 | 19.8         | 30.7         | .6                           | .2           | 2.6               | 5.8         | 9.7                       | 1.6         | 5.5           | 12.4               | 10.4                | 30.2                           | 9.2          | 7.8          |
| Fixtures backed up or overflowed.....                     | 17.3                 | 7.6          | 9.7          | .2                           | .1           | .8                | 2.5         | 4.6                       | .3          | 1.7           | 3.3                | 4.3                 | 9.8                            | 2.6          | 2.4          |
| Pipes leaked.....   | 27.5                 | 6.9          | 18.6         | .3                           | .1           | 1.7               | 3.2         | 4.8                       | .9          | 3.6           | 7.3                | 5.4                 | 18.1                           | 6.2          | 2.4          |
| Other or unknown (includes not reported).....             | 7.1                  | 3.6          | 3.5          | .2                           | -            | .3                | .4          | .8                        | .4          | .2            | 2.2                | .9                  | 2.9                            | .8           | 3.3          |
| Interior leakage not reported.....                        | 2.3                  | .9           | 1.4          | -                            | .1           | .1                | -           | .1                        | .3          | .8            | 1.3                | .1                  | 1.9                            | .1           | .2           |
| No leakage from outside structure.....                    | 442.8                | 259.8        | 182.9        | 16.1                         | 1.6          | 5.2               | 7.3         | 47.9                      | 11.1        | 96.1          | 80.6               | 47.7                | 203.9                          | 112.4        | 82.6         |
| With leakage from outside structure <sup>2</sup> .....    | 91.2                 | 61.2         | 30.0         | 2.4                          | .3           | 1.9               | 6.8         | 10.3                      | 2.3         | 11.8          | 10.8               | 10.2                | 39.1                           | 20.3         | 20.0         |
| Roof.....   | 22.0                 | 11.4         | 10.7         | .6                           | .1           | .9                | 2.8         | 3.7                       | 1.1         | 2.8           | 2.6                | 3.2                 | 11.3                           | 4.2          | 4.9          |
| Basement.....   | 57.6                 | 43.9         | 13.7         | 1.2                          | -            | .9                | 2.7         | 5.9                       | 1.3         | 6.2           | 6.1                | 5.4                 | 22.8                           | 14.7         | 12.0         |
| Walls, closed windows, or doors.....                      | 12.7                 | 6.5          | 6.3          | .6                           | .2           | .5                | 1.6         | 1.8                       | .5          | 1.6           | 1.3                | 2.1                 | 6.1                            | 1.4          | 3.8          |
| Other or unknown (includes not reported).....             | 4.9                  | 3.2          | 1.7          | .2                           | -            | .5                | .3          | .3                        | -           | .2            | 1.1                | .7                  | 2.5                            | .8           | 1.4          |
| Exterior leakage not reported.....                        | 2.4                  | .8           | 1.6          | -                            | .1           | .1                | .1          | .1                        | .1          | .3            | 1.1                | .1                  | 1.4                            | .4           | .3           |
| <b>Overall Opinion of Structure</b>                       |                      |              |              |                              |              |                   |             |                           |             |               |                    |                     |                                |              |              |
| 1 (worst).....  | 3.7                  | .8           | 2.9          | -                            | -            | .9                | .5          | 1.4                       | -           | .3            | 1.5                | 1.7                 | 2.7                            | .4           | .5           |
| 2.....  | 1.6                  | .2           | 1.4          | -                            | -            | .2                | .4          | .9                        | -           | .1            | .5                 | .8                  | 1.3                            | .2           | .1           |
| 3.....  | 4.9                  | .8           | 4.1          | .1                           | -            | .6                | 1.1         | 1.8                       | .3          | .8            | 1.3                | 2.1                 | 3.7                            | .8           | .4           |
| 4.....  | 7.1                  | .6           | 6.6          | .2                           | -            | .2                | 1.4         | 1.9                       | .1          | .3            | 2.3                | 2.0                 | 5.4                            | 1.0          | .8           |
| 5.....  | 32.9                 | 13.3         | 19.7         | .5                           | .1           | 1.2               | 2.7         | 6.5                       | 2.0         | 5.1           | 7.4                | 8.2                 | 19.0                           | 6.2          | 5.0          |
| 6.....  | 28.9                 | 12.8         | 16.1         | .4                           | .1           | .7                | .5          | 4.5                       | .6          | 2.4           | 7.8                | 4.1                 | 16.8                           | 5.6          | 4.1          |
| 7.....  | 56.9                 | 25.7         | 31.3         | .8                           | -            | .6                | 2.8         | 7.8                       | 1.9         | 6.2           | 14.1               | 6.0                 | 32.2                           | 12.2         | 8.9          |
| 8.....  | 129.5                | 76.6         | 52.9         | 2.0                          | .2           | .8                | 2.4         | 12.9                      | 3.4         | 21.9          | 22.3               | 9.6                 | 57.1                           | 33.5         | 23.1         |
| 9.....  | 77.9                 | 52.2         | 25.7         | 3.6                          | .2           | .7                | .7          | 5.7                       | 1.4         | 13.6          | 10.7               | 4.7                 | 30.9                           | 19.5         | 18.8         |
| 10 (best).....  | 191.0                | 138.3        | 52.7         | 11.0                         | 1.3          | .9                | 1.8         | 14.8                      | 3.7         | 56.5          | 24.4               | 18.7                | 74.8                           | 53.9         | 41.6         |
| Not reported.....   | 1.9                  | .7           | 1.1          | -                            | .1           | .4                | -           | .1                        | .2          | 1.0           | .3                 | .5                  | .5                             | .1           | -            |
| <b>Selected Physical Problems</b>                         |                      |              |              |                              |              |                   |             |                           |             |               |                    |                     |                                |              |              |
| Severe physical problems <sup>2</sup> .....               | 7.2                  | .7           | 6.5          | -                            | -            | 7.2               | ...         | 1.7                       | .5          | .4            | 2.1                | 3.1                 | 5.4                            | 1.1          | .7           |
| Plumbing.....   | 3.5                  | .1           | 3.4          | -                            | -            | 3.5               | ...         | .5                        | .1          | .4            | 1.3                | 1.3                 | 2.4                            | .7           | .2           |
| Heating.....  | 2.4                  | .4           | 2.0          | -                            | -            | 2.4               | ...         | .3                        | -           | -             | -                  | 1.0                 | 1.8                            | .3           | .3           |
| Electric.....   | .4                   | -            | .4           | -                            | -            | .4                | ...         | -                         | .1          | -             | .2                 | .1                  | .2                             | -            | .1           |
| Upkeep.....   | 1.1                  | .2           | .9           | -                            | -            | 1.1               | ...         | .7                        | -           | -             | .6                 | .8                  | 1.1                            | -            | -            |
| Hallways.....   | -                    | -            | -            | -                            | -            | -                 | ...         | -                         | -           | -             | -                  | -                   | -                              | -            | -            |
| Moderate physical problems <sup>2</sup> .....             | 14.1                 | 3.4          | 10.7         | .3                           | .1           | ...               | 14.1        | 5.1                       | .4          | 1.3           | 4.0                | 4.9                 | 10.9                           | 1.5          | 1.6          |
| Plumbing.....   | 1.1                  | .1           | 1.0          | -                            | -            | ...               | 1.1         | .5                        | -           | .1            | .6                 | .9                  | .9                             | -            | .2           |
| Heating.....  | .8                   | .4           | .4           | -                            | -            | ...               | .8          | -                         | -           | .6            | .1                 | -                   | .7                             | .1           | -            |
| Upkeep.....   | 8.0                  | 1.5          | 6.5          | -                            | -            | ...               | 8.0         | 2.8                       | .4          | 2.1           | 3.1                | 3.1                 | 6.1                            | .8           | 1.0          |
| Hallways.....   | .1                   | -            | .1           | -                            | -            | ...               | .1          | .1                        | -           | -             | -                  | .1                  | .1                             | -            | -            |
| Kitchen.....  | 4.9                  | 1.4          | 3.4          | .3                           | .1           | ...               | 4.9         | 2.0                       | -           | .5            | 2.0                | 1.6                 | 3.7                            | .8           | .5           |

<sup>1</sup>See back cover for details.

<sup>2</sup>Figures may not add to total because more than one category may apply to a unit.

<sup>3</sup>Two or more units of any tenure in the structure.

**Table 2-8. Neighborhood - Occupied Units**

[Numbers in thousands. For meaning of symbols, see text.]

| Characteristics  | Total occupied units | Tenure       |              | Housing unit characteristics |              |                   |             | Household characteristics |             |               |                    |                     | Selected subareas <sup>1</sup> |              |              |
|--|----------------------|--------------|--------------|------------------------------|--------------|-------------------|-------------|---------------------------|-------------|---------------|--------------------|---------------------|--------------------------------|--------------|--------------|
|  |                      | Owner        | Renter       | New construction 4 yrs       | Mobile homes | Physical problems |             | Black                     | Hispanic    | Elderly (65+) | Moved in past year | Below poverty level | Area one                       | Area two     | Area three   |
|  |                      |              |              |                              |              | Severe            | Moderate    |                           |             |               |                    |                     |                                |              |              |
| <b>Total</b> .....   | <b>536.4</b>         | <b>321.9</b> | <b>214.5</b> | <b>18.5</b>                  | <b>2.0</b>   | <b>7.2</b>        | <b>14.1</b> | <b>58.3</b>               | <b>13.6</b> | <b>108.2</b>  | <b>92.5</b>        | <b>58.1</b>         | <b>244.3</b>                   | <b>133.2</b> | <b>103.0</b> |
| <b>Overall Opinion of Neighborhood</b>                     |                      |              |              |                              |              |                   |             |                           |             |               |                    |                     |                                |              |              |
| 1 (worst).....   | 9.4                  | 2.5          | 6.8          | -                            | -            | .5                | 1.5         | 4.2                       | .3          | 1.3           | 2.9                | 3.3                 | 7.3                            | .9           | 1.1          |
| 2.....   | 6.4                  | 2.0          | 4.4          | -                            | -            | .2                | .6          | 3.3                       | .3          | .5            | 1.4                | 1.4                 | 5.7                            | .6           | -            |
| 3.....   | 8.6                  | 2.4          | 6.2          | .1                           | -            | .3                | .2          | 2.4                       | .4          | .9            | 2.7                | 1.9                 | 7.5                            | .3           | .8           |
| 4.....   | 8.7                  | 2.9          | 5.8          | .2                           | -            | .2                | .6          | 1.5                       | .8          | .6            | 2.5                | 2.0                 | 7.0                            | .5           | 1.1          |
| 5.....   | 47.4                 | 24.3         | 23.1         | 1.1                          | .3           | .7                | 2.6         | 9.3                       | 1.5         | 8.0           | 10.5               | 7.7                 | 33.4                           | 6.5          | 4.8          |
| 6.....   | 33.7                 | 15.7         | 18.0         | 1.2                          | -            | .9                | 1.2         | 5.9                       | .9          | 4.7           | 7.3                | 6.0                 | 22.1                           | 5.5          | 4.8          |
| 7.....   | 55.9                 | 28.7         | 27.2         | 1.3                          | .1           | 1.0               | 1.8         | 7.9                       | 1.6         | 7.2           | 12.7               | 7.0                 | 31.8                           | 11.8         | 8.3          |
| 8.....   | 111.1                | 69.2         | 41.9         | 2.4                          | .3           | .9                | 2.2         | 8.9                       | 2.7         | 20.4          | 18.1               | 7.5                 | 48.2                           | 30.3         | 20.7         |
| 9.....   | 72.6                 | 50.0         | 22.6         | 2.6                          | -            | 1.0               | 1.1         | 3.8                       | 1.3         | 12.7          | 10.3               | 4.0                 | 24.0                           | 20.8         | 16.9         |
| 10 (best).....   | 175.3                | 120.5        | 54.8         | 9.5                          | 1.1          | 1.3               | 2.2         | 10.8                      | 3.7         | 48.5          | 22.7               | 15.6                | 55.7                           | 54.5         | 43.1         |
| No neighborhood.....                                       | 2.5                  | 1.4          | 1.1          | -                            | -            | -                 | -           | -                         | -           | .7            | .3                 | .1                  | .1                             | .7           | .7           |
| Not reported.....  | 4.7                  | 2.2          | 2.5          | .1                           | .2           | .3                | -           | .4                        | .2          | 2.6           | 1.0                | 1.2                 | 1.4                            | .8           | .7           |
| <b>Neighborhood Conditions</b>                             |                      |              |              |                              |              |                   |             |                           |             |               |                    |                     |                                |              |              |
| With neighborhood.....                                     | 529.2                | 318.3        | 210.9        | 18.4                         | 1.8          | 7.0               | 14.1        | 57.9                      | 13.4        | 105.0         | 91.1               | 56.8                | 242.8                          | 131.7        | 101.6        |
| No problems.....   | 319.4                | 200.9        | 118.5        | 12.4                         | 1.2          | 3.9               | 5.4         | 29.2                      | 6.9         | 73.9          | 52.9               | 32.8                | 128.9                          | 88.7         | 65.5         |
| With problems <sup>2</sup> .....                           | 208.9                | 117.1        | 91.8         | 6.0                          | .6           | 3.1               | 8.8         | 28.5                      | 6.5         | 30.8          | 37.8               | 23.9                | 113.0                          | 42.8         | 36.1         |
| Crime.....   | 36.3                 | 14.7         | 21.6         | -                            | -            | .9                | 3.2         | 10.2                      | 1.1         | 4.5           | 9.2                | 7.9                 | 34.6                           | 1.5          | .2           |
| Noise.....   | 54.3                 | 22.5         | 31.8         | 1.2                          | -            | 1.1               | 3.6         | 11.7                      | 2.3         | 7.4           | 12.3               | 7.8                 | 35.0                           | 12.4         | 4.9          |
| Traffic.....   | 46.8                 | 26.3         | 20.5         | 1.7                          | -            | .3                | 1.8         | 3.6                       | 1.7         | 7.2           | 9.6                | 4.4                 | 18.5                           | 12.4         | 11.5         |
| Litter or housing deterioration.....                       | 22.8                 | 13.2         | 9.5          | -                            | -            | .7                | .8          | 6.7                       | .7          | 4.5           | 3.4                | 2.7                 | 18.2                           | 3.0          | 2.4          |
| Poor city or county services.....                          | 6.8                  | 4.6          | 2.2          | .3                           | -            | -                 | -           | 1.0                       | .4          | .9            | .8                 | .6                  | 2.8                            | 2.0          | 1.3          |
| Undesirable commercial, institutional, industrial.....     | 14.4                 | 7.8          | 6.6          | .3                           | -            | .2                | 1.1         | 1.6                       | .4          | 2.8           | 2.5                | 1.3                 | 8.3                            | 2.4          | 2.7          |
| People.....  | 82.7                 | 42.1         | 40.6         | 1.1                          | .4           | 1.8               | 5.2         | 17.8                      | 3.8         | 11.8          | 15.0               | 14.2                | 55.7                           | 12.0         | 10.2         |
| Other.....   | 36.9                 | 26.1         | 10.8         | 2.3                          | .2           | .3                | .8          | 1.6                       | 1.1         | 6.0           | 4.7                | 1.7                 | 14.3                           | 7.5          | 11.5         |
| Type of problem not reported.....                          | .9                   | .5           | .4           | -                            | -            | -                 | -           | -                         | -           | .1            | -                  | -                   | .4                             | .5           | -            |
| Presence of problems not reported.....                     | 1.0                  | .4           | .6           | -                            | -            | -                 | -           | .3                        | -           | .4            | .4                 | .1                  | .9                             | .1           | -            |
| <b>Description of Area Within 300 Feet<sup>2</sup></b>     |                      |              |              |                              |              |                   |             |                           |             |               |                    |                     |                                |              |              |
| Single-family detached houses.....                         | 402.6                | 275.2        | 127.3        | 12.3                         | .2           | 3.8               | 10.0        | 41.9                      | 10.2        | 78.8          | 61.4               | 37.6                | 168.3                          | 105.2        | 87.5         |
| Only single-family detached.....                           | 44.0                 | 38.8         | 7.2          | 1.1                          | -            | .1                | 1.8         | 5.1                       | .9          | 9.6           | 4.6                | 3.5                 | 19.6                           | 8.8          | 10.5         |
| Single-family attached or 1 to 3 story multiunit.....      | 272.5                | 95.2         | 177.3        | 8.6                          | -            | 6.2               | 11.7        | 50.4                      | 9.8         | 55.3          | 68.3               | 47.3                | 162.4                          | 58.6         | 24.2         |
| 4 to 6 story multiunit.....                                | 28.1                 | 2.5          | 25.5         | .6                           | -            | 1.7               | 1.3         | 4.7                       | .8          | 6.0           | 10.3               | 6.8                 | 26.1                           | 1.1          | .9           |
| 7 stories or more multiunit.....                           | 11.2                 | 1.3          | 9.9          | -                            | -            | .7                | .5          | 1.5                       | .5          | 3.3           | 3.9                | 2.4                 | 10.8                           | 1.1          | .2           |
| Mobile homes.....  | 2.9                  | 2.1          | .7           | .5                           | 2.0          | -                 | -           | -                         | -           | .8            | -                  | -                   | 10.8                           | .5           | .2           |
| Residential parking lots.....                              | 174.5                | 68.1         | 106.4        | 4.9                          | .1           | 4.8               | 7.0         | 25.0                      | 6.7         | 38.0          | 43.8               | 26.7                | 101.8                          | 38.7         | 22.2         |
| Commercial, institutional, or industrial.....              | 68.1                 | 11.3         | 56.9         | 3.3                          | -            | 2.0               | 1.5         | 10.1                      | 1.8         | 14.4          | 21.1               | 10.2                | 37.6                           | 20.5         | 9.6          |
| Body of water.....   | 18.9                 | 11.9         | 7.0          | .9                           | -            | .4                | .5          | .5                        | -           | 4.7           | 4.2                | 1.1                 | 5.1                            | 2.7          | 8.1          |
| Open space, park, woods, farm, or ranch.....               | 138.3                | 87.3         | 51.0         | 9.2                          | .4           | 1.2               | 1.8         | 8.4                       | 2.6         | 27.8          | 25.6               | 12.1                | 42.1                           | 28.7         | 40.9         |
| 4+ lane highway, railroad, or airport.....                 | 49.4                 | 20.3         | 29.2         | 2.3                          | .3           | .6                | .7          | 6.7                       | 1.5         | 10.5          | 10.5               | 6.3                 | 33.0                           | 10.6         | 4.6          |
| Other.....   | 23.7                 | 11.1         | 12.6         | .6                           | -            | .3                | .9          | 3.4                       | .6          | 5.5           | 4.8                | 2.5                 | 11.5                           | 3.9          | 7.3          |
| Not observed or not reported.....                          | 47.9                 | 30.5         | 17.4         | .8                           | -            | .5                | 1.3         | 4.5                       | 1.0         | 12.4          | 4.9                | 3.8                 | 22.7                           | 10.5         | 11.5         |
| <b>Age of Other Residential Buildings Within 300 Feet</b>  |                      |              |              |                              |              |                   |             |                           |             |               |                    |                     |                                |              |              |
| Older.....   | 22.9                 | 8.9          | 16.0         | 3.9                          | .1           | -                 | .5          | 3.1                       | .2          | 6.7           | 7.3                | 3.7                 | 11.7                           | 5.3          | 3.6          |
| About the same.....  | 409.9                | 258.1        | 151.8        | 11.5                         | 1.5          | 5.1               | 10.7        | 48.1                      | 11.8        | 77.5          | 69.3               | 43.7                | 193.9                          | 100.2        | 79.7         |
| Newer.....   | 12.9                 | 8.3          | 4.6          | .2                           | -            | .2                | .2          | .2                        | .2          | 3.9           | 1.7                | 1.6                 | 3.4                            | 4.1          | 2.8          |
| Very mixed.....  | 53.0                 | 20.8         | 32.2         | 2.1                          | .4           | 1.7               | 2.2         | 6.0                       | 1.2         | 8.5           | 12.2               | 7.0                 | 22.5                           | 14.6         | 10.9         |
| No other residential buildings.....                        | 11.5                 | 7.3          | 4.2          | .5                           | -            | .1                | .1          | .1                        | -           | 2.8           | 1.7                | .4                  | 1.2                            | 1.1          | 1.4          |
| Not reported.....  | 26.3                 | 20.5         | 5.8          | .4                           | -            | .1                | .4          | 1.1                       | .4          | 8.1           | .3                 | 1.7                 | 11.5                           | 8.0          | 4.6          |
| <b>Mobile Homes in Group</b>                               |                      |              |              |                              |              |                   |             |                           |             |               |                    |                     |                                |              |              |
| Mobile homes.....  | 2.0                  | 2.0          | -            | .5                           | 2.0          | -                 | .1          | -                         | -           | .7            | .1                 | -                   | .4                             | -            | .2           |
| 1 to 6.....  | -                    | -            | -            | -                            | -            | -                 | -           | -                         | -           | -             | -                  | -                   | -                              | -            | -            |
| 7 to 20.....   | -                    | -            | -            | -                            | -            | -                 | -           | -                         | -           | -             | -                  | -                   | -                              | -            | -            |
| 21 or more.....  | 2.0                  | 2.0          | -            | .5                           | 2.0          | -                 | .1          | -                         | -           | .7            | .1                 | -                   | .4                             | -            | .2           |
| <b>Other Buildings Vandalized or With Interior Exposed</b> |                      |              |              |                              |              |                   |             |                           |             |               |                    |                     |                                |              |              |
| None.....  | 493.4                | 292.7        | 200.7        | 18.2                         | 2.0          | 6.3               | 12.7        | 52.7                      | 12.7        | 98.4          | 89.0               | 52.7                | 225.2                          | 124.9        | 97.2         |
| 1 building.....  | 4.4                  | .8           | 3.6          | -                            | -            | .2                | .5          | 2.4                       | .1          | .5            | 1.5                | 2.0                 | 4.2                            | -            | .2           |
| More than 1 building.....                                  | 3.2                  | 1.1          | 2.2          | -                            | -            | .6                | .4          | 1.8                       | .4          | .3            | .9                 | 1.8                 | 3.2                            | -            | -            |
| No buildings within 300 feet.....                          | 8.7                  | 6.8          | 1.9          | .1                           | -            | -                 | -           | -                         | -           | 2.0           | .8                 | .1                  | -                              | .7           | 1.1          |
| Not reported.....  | 26.6                 | 20.6         | 6.0          | .2                           | -            | .1                | .5          | 1.4                       | .4          | 7.1           | .2                 | 1.4                 | 11.7                           | 7.6          | 4.5          |
| <b>Bars on Windows of Buildings</b>                        |                      |              |              |                              |              |                   |             |                           |             |               |                    |                     |                                |              |              |
| With other buildings within 300 feet.....                  | 501.0                | 294.5        | 206.5        | 18.2                         | 2.0          | 7.1               | 13.6        | 58.9                      | 13.2        | 99.2          | 91.5               | 58.5                | 232.6                          | 124.9        | 97.4         |
| No bars on windows.....                                    | 492.0                | 291.5        | 200.5        | 18.2                         | 2.0          | 6.7               | 13.2        | 51.1                      | 12.9        | 98.2          | 88.4               | 53.4                | 224.2                          | 124.7        | 97.4         |
| 1 building with bars.....                                  | 3.0                  | .9           | 2.2          | -                            | -            | .1                | -           | 1.9                       | .3          | .3            | 1.0                | .8                  | 3.0                            | -            | -            |
| 2 or more buildings with bars.....                         | 4.9                  | 1.5          | 3.4          | -                            | -            | .3                | .4          | 3.6                       | -           | .5            | 1.8                | 2.1                 | 4.9                            | -            | -            |
| Not reported.....  | 1.1                  | .6           | .5           | -                            | -            | -                 | -           | .2                        | -           | .2            | .3                 | .2                  | .5                             | .2           | -            |
| <b>Condition of Streets</b>                                |                      |              |              |                              |              |                   |             |                           |             |               |                    |                     |                                |              |              |
| No repairs needed.....                                     | 454.6                | 266.3        | 188.2        | 16.9                         | 1.5          | 8.2               | 11.8        | 53.1                      | 11.9        | 90.8          | 83.7               | 51.1                | 219.6                          | 106.4        | 85.9         |
| Minor repairs needed.....                                  | 41.3                 | 27.8         | 13.6         | .8                           | .5           | .8                | 1.4         | 3.2                       | 1.1         | 7.9           | 4.5                | 4.1                 | 10.2                           | 12.9         | 10.1         |
| Major repairs needed.....                                  | 7.4                  | 3.7          | 3.7          | .3                           | -            | .1                | .3          | -                         | -           | 1.4           | 1.9                | 1.2                 | 1.5                            | 3.8          | 2.1          |
| No streets within 300 feet.....                            | 7.1                  | 4.0          | 3.2          | .5                           | -            | -                 | .2          | .4                        | -           | .8            | 1.6                | .1                  | 1.3                            | 3.0          | .3           |
| Not reported.....  | 26.0                 | 20.2         | 5.8          | .2                           | -            | .1                | .4          | 1.6                       | .4          | 7.3           | .7                 | 1.6                 | 11.8                           | 7.3          | 4.6          |
| <b>Trash, Litter, or Junk on Streets or any Properties</b> |                      |              |              |                              |              |                   |             |                           |             |               |                    |                     |                                |              |              |
| None.....  | 443.9                | 278.8        | 165.1        | 17.9                         | 1.6          | 4.5               | 8.7         | 34.5                      | 9.4         | 94.6          | 72.8               | 39.3                | 182.4                          | 118.6        | 90.6         |
| Minor accumulation.....                                    | 62.5                 | 21.8         | 40.9         | .5                           | .4           | 2.6               | 4.6         | 21.2                      | 3.6         | 6.3           | 17.2               | 15.9                | 47.2                           | 6.7          | 7.2          |
| Major accumulation.....                                    | 4.1                  | 1.2          | 2.9          | -                            | -            | -                 | .4          | 1.1                       | .2          | .2            | 1.7                | 1.5                 | 2.8                            | 1.0          | .4           |
| Not reported.....  | 25.9                 | 20.3         | 5.6          | .2                           | -            | .1                | .4          | 1.6                       | .4          | 7.1           | .8                 | 1.5                 | 11.9                           | 7.0          | 4.8          |

<sup>1</sup>See back cover for details.

<sup>2</sup>Figures may not add to total because more than one category may apply to a unit.

Table 2-9. Household Composition - Occupied Units

[Numbers in thousands. For meaning of symbols, see text.]

| Characteristics                                      | Total occupied units | Tenure       |              | Housing unit characteristics |              |                   |             | Household characteristics |             |               |                    |                     | Selected subareas <sup>1</sup> |              |              |
|--|----------------------|--------------|--------------|------------------------------|--------------|-------------------|-------------|---------------------------|-------------|---------------|--------------------|---------------------|--------------------------------|--------------|--------------|
|  |                      | Owner        | Renter       | New construction 4 yrs       | Mobile homes | Physical problems |             | Black                     | Hispanic    | Elderly (65+) | Moved in past year | Below poverty level | Area one                       | Area two     | Area three   |
|  |                      |              |              |                              |              | Severe            | Moderate    |                           |             |               |                    |                     |                                |              |              |
| <b>Population in housing units</b>                   | <b>1 407.9</b>       | <b>929.1</b> | <b>478.8</b> | <b>47.9</b>                  | <b>4.0</b>   | <b>15.5</b>       | <b>41.0</b> | <b>175.9</b>              | <b>48.2</b> | <b>189.3</b>  | <b>222.7</b>       | <b>182.9</b>        | <b>611.7</b>                   | <b>332.7</b> | <b>298.3</b> |
| <b>Total</b>   | <b>536.4</b>         | <b>321.9</b> | <b>214.5</b> | <b>18.5</b>                  | <b>2.0</b>   | <b>7.2</b>        | <b>14.1</b> | <b>58.3</b>               | <b>13.6</b> | <b>108.2</b>  | <b>92.5</b>        | <b>58.1</b>         | <b>244.3</b>                   | <b>133.2</b> | <b>103.0</b> |
| <b>Persons</b>                                       |                      |              |              |                              |              |                   |             |                           |             |               |                    |                     |                                |              |              |
| 1 person   | 130.8                | 46.2         | 84.6         | 4.1                          | 1.1          | 3.7               | 4.7         | 12.5                      | 1.5         | 48.2          | 26.9               | 17.4                | 74.2                           | 32.6         | 15.5         |
| 2 persons  | 171.7                | 108.8        | 62.9         | 6.1                          | .3           | 1.1               | 2.8         | 13.7                      | 3.0         | 47.0          | 31.8               | 12.9                | 73.7                           | 49.4         | 32.6         |
| 3 persons  | 91.5                 | 64.4         | 27.1         | 3.5                          | .1           | 1.0               | 1.9         | 11.2                      | 2.6         | 9.5           | 15.0               | 8.9                 | 37.4                           | 21.7         | 20.5         |
| 4 persons  | 86.9                 | 62.3         | 24.6         | 3.7                          | .5           | .9                | 2.3         | 11.3                      | 3.6         | 1.9           | 11.0               | 10.1                | 36.1                           | 18.0         | 21.7         |
| 5 persons  | 35.0                 | 26.5         | 8.5          | .9                           | -            | .5                | 1.4         | 4.9                       | 1.2         | .7            | 5.2                | 4.4                 | 12.3                           | 7.3          | 8.9          |
| 6 persons  | 12.0                 | 8.3          | 3.7          | .3                           | -            | -                 | .3          | 2.3                       | .9          | .1            | 1.3                | 2.1                 | 5.6                            | 2.6          | 2.2          |
| 7 persons or more                                    | 8.5                  | 5.4          | 3.1          | -                            | -            | .1                | .8          | 2.4                       | .9          | .9            | 1.3                | 2.4                 | 4.9                            | 1.6          | 1.8          |
| Median   | 2.3                  | 2.6          | 1.9          | 2.4                          | -            | 1.5               | 2.4         | 2.8                       | 3.4         | 1.8           | 2.1                | 2.4                 | 2.2                            | 2.2          | 2.7          |
| <b>Number of Single Children Under 18 Years Old</b>  |                      |              |              |                              |              |                   |             |                           |             |               |                    |                     |                                |              |              |
| None   | 339.7                | 196.6        | 143.1        | 10.3                         | 1.4          | 4.3               | 7.3         | 24.8                      | 5.3         | 103.1         | 56.9               | 26.0                | 159.8                          | 90.0         | 57.7         |
| 1  | 81.4                 | 52.5         | 28.9         | 3.8                          | .4           | 1.0               | 1.4         | 12.8                      | 2.4         | 3.1           | 14.3               | 8.0                 | 32.0                           | 21.0         | 18.6         |
| 2  | 69.9                 | 45.4         | 24.5         | 3.5                          | .2           | .9                | 2.2         | 9.8                       | 2.4         | 1.3           | 11.4               | 11.0                | 29.2                           | 14.1         | 17.8         |
| 3  | 31.8                 | 20.5         | 11.3         | .6                           | -            | .9                | 1.7         | 6.1                       | 2.1         | .3            | 7.3                | 8.1                 | 14.4                           | 6.4          | 8.8          |
| 4  | 8.8                  | 5.3          | 3.5          | .3                           | -            | .1                | .9          | 3.2                       | .7          | .2            | 1.7                | 2.8                 | 5.5                            | 1.2          | 1.6          |
| 5  | 2.9                  | .7           | 2.1          | -                            | -            | -                 | .5          | 1.2                       | .2          | .1            | .6                 | 1.4                 | 2.2                            | .2           | .3           |
| 6 or more  | 2.0                  | .9           | 1.1          | -                            | -            | .1                | .1          | .8                        | .4          | .2            | .2                 | .7                  | 1.3                            | .5           | .2           |
| Median   | 5-                   | 5-           | 5-           | 5-                           | -            | 5-                | 5-          | .8                        | 1.1         | 5-            | 5-                 | .9                  | 5-                             | 5-           | 5-           |
| <b>Persons 65 Years Old and Over</b>                 |                      |              |              |                              |              |                   |             |                           |             |               |                    |                     |                                |              |              |
| None   | 417.7                | 241.0        | 176.8        | 15.6                         | 1.3          | 6.9               | 12.4        | 51.8                      | 12.8        | -             | 87.7               | 48.1                | 185.1                          | 101.9        | 85.8         |
| 1 person   | 80.3                 | 48.3         | 32.0         | 2.3                          | .5           | .4                | 1.5         | 5.8                       | .8          | -             | 3.8                | 9.7                 | 43.2                           | 20.2         | 11.3         |
| 2 persons or more                                    | 38.4                 | 32.7         | 5.7          | .7                           | .2           | -                 | .3          | .8                        | -           | -             | 37.6               | .9                  | 2.3                            | 11.2         | 5.9          |
| <b>Age of Householder</b>                            |                      |              |              |                              |              |                   |             |                           |             |               |                    |                     |                                |              |              |
| Under 25 years                                       | 29.4                 | 2.7          | 26.8         | 1.3                          | .1           | .9                | 1.5         | 5.5                       | 1.8         | -             | 20.2               | 7.1                 | 19.7                           | 5.4          | 2.9          |
| 25 to 29   | 55.0                 | 14.0         | 41.0         | 2.9                          | .1           | 1.0               | 3.2         | 8.8                       | 2.3         | -             | 23.3               | 8.8                 | 29.6                           | 11.8         | 9.8          |
| 30 to 34   | 68.8                 | 32.0         | 36.8         | 3.4                          | -            | 2.0               | 2.3         | 9.5                       | 1.7         | -             | 17.3               | 8.9                 | 34.8                           | 17.3         | 10.5         |
| 35 to 44   | 108.0                | 72.2         | 35.9         | 3.9                          | .4           | 1.5               | 3.1         | 12.3                      | 4.6         | -             | 15.8               | 10.2                | 41.4                           | 26.2         | 25.9         |
| 45 to 54   | 82.0                 | 64.6         | 17.4         | 2.2                          | .4           | .8                | 1.6         | 10.4                      | 1.6         | -             | 6.3                | 4.8                 | 30.9                           | 20.3         | 21.3         |
| 55 to 64   | 84.9                 | 63.5         | 21.4         | 2.2                          | .3           | .6                | 1.2         | 7.1                       | 1.0         | -             | 5.3                | 7.5                 | 34.2                           | 22.3         | 17.6         |
| 65 to 74   | 59.4                 | 45.5         | 13.9         | 1.2                          | .4           | .1                | .7          | 3.1                       | .6          | -             | 59.4               | 2.4                 | 4.2                            | 27.5         | 18.8         |
| 75 years and over                                    | 48.9                 | 27.5         | 21.3         | 1.7                          | .3           | .2                | .6          | 1.7                       | -           | -             | 48.9               | 2.1                 | 6.6                            | 26.2         | 13.1         |
| Median   | 48                   | 51           | 38           | 39                           | -            | 34                | 35          | 39                        | 37          | 74            | 31                 | 39                  | 44                             | 48           | 46           |
| <b>Household Composition by Age of Householder</b>   |                      |              |              |                              |              |                   |             |                           |             |               |                    |                     |                                |              |              |
| 2-or-more person households                          | 405.6                | 275.7        | 129.9        | 14.5                         | .9           | 3.5               | 9.5         | 45.8                      | 12.1        | 60.0          | 65.6               | 40.7                | 170.1                          | 100.6        | 87.4         |
| Married-couple families, no nonrelatives             | 288.1                | 227.4        | 58.7         | 12.3                         | .9           | 1.4               | 2.7         | 15.7                      | 7.7         | 48.1          | 32.5               | 10.8                | 96.9                           | 75.9         | 72.5         |
| Under 25 years                                       | 6.1                  | .8           | 5.3          | .9                           | .1           | .2                | -           | .5                        | .5          | -             | 4.0                | .6                  | 3.0                            | 1.2          | 1.3          |
| 25 to 29 years                                       | 24.8                 | 10.5         | 14.4         | 2.4                          | .1           | .4                | .6          | 2.6                       | 1.1         | -             | 9.3                | 1.1                 | 10.6                           | 6.0          | 6.3          |
| 30 to 34 years                                       | 35.8                 | 24.2         | 11.6         | 2.5                          | -            | .2                | .7          | 2.1                       | .8          | -             | 5.9                | 1.4                 | 13.8                           | 10.2         | 7.7          |
| 35 to 44 years                                       | 66.7                 | 56.8         | 10.0         | 3.2                          | .4           | .3                | .6          | 3.3                       | 3.4         | -             | 7.8                | 1.8                 | 18.3                           | 16.8         | 19.7         |
| 45 to 64 years                                       | 106.6                | 95.3         | 11.3         | 2.8                          | .1           | .3                | .5          | 5.8                       | 1.6         | -             | 4.5                | 3.0                 | 32.5                           | 27.6         | 29.9         |
| 65 years and over                                    | 48.1                 | 39.9         | 8.1          | .8                           | .2           | .3                | .3          | 1.3                       | .3          | -             | 48.1               | 1.0                 | 30.0                           | 18.8         | 14.0         |
| Other male householder                               | 34.7                 | 17.2         | 17.8         | .8                           | -            | .2                | 1.7         | 3.8                       | 1.3         | 3.4           | 11.7               | 1.8                 | 16.6                           | 9.0          | 6.0          |
| Under 45 years                                       | 21.2                 | 7.4          | 13.9         | .2                           | -            | 1.1               | 2.3         | 1.1                       | 1.1         | -             | 9.8                | 1.1                 | 10.9                           | 4.9          | 3.5          |
| 45 to 64 years                                       | 10.1                 | 7.0          | 3.1          | .6                           | -            | .1                | .6          | 1.3                       | .1          | -             | 1.9                | .5                  | 3.9                            | 3.1          | 2.4          |
| 65 years and over                                    | 3.4                  | 2.8          | .8           | -                            | -            | -                 | -           | .1                        | .1          | -             | 3.4                | -                   | 1.8                            | .9           | .1           |
| Other female householder                             | 84.8                 | 31.1         | 53.7         | 1.3                          | -            | 1.9               | 5.1         | 26.3                      | 3.1         | 10.5          | 21.4               | 28.1                | 56.5                           | 15.8         | 8.9          |
| Under 45 years                                       | 54.9                 | 10.3         | 44.5         | 1.2                          | -            | 1.9               | 4.4         | 19.3                      | 2.8         | -             | 20.4               | 23.0                | 39.1                           | 8.6          | 5.0          |
| 45 to 64 years                                       | 19.4                 | 13.1         | 6.3          | .9                           | -            | .2                | .5          | 4.4                       | .2          | -             | .5                 | 3.4                 | 11.6                           | 4.0          | 3.1          |
| 65 years and over                                    | 10.5                 | 7.7          | 2.9          | .2                           | -            | .4                | 1.8         | .1                        | .1          | -             | 10.5               | .5                  | 5.8                            | 3.2          | .8           |
| 1-person households                                  | 130.8                | 46.2         | 84.6         | 4.1                          | 1.1          | 3.7               | 4.7         | 12.5                      | 1.5         | 48.2          | 26.9               | 17.4                | 74.2                           | 32.6         | 15.5         |
| Male householder                                     | 49.6                 | 16.3         | 33.3         | 1.5                          | .2           | 2.8               | 2.2         | 5.5                       | .8          | 9.9           | 12.9               | 5.6                 | 28.0                           | 11.4         | 5.7          |
| Under 45 years                                       | 28.2                 | 5.3          | 22.9         | .6                           | -            | 1.9               | 1.3         | 2.9                       | .7          | -             | 10.0               | 3.1                 | 15.5                           | 7.2          | 3.4          |
| 45 to 64 years                                       | 11.5                 | 4.6          | 6.9          | .6                           | .2           | .6                | .9          | 2.3                       | .1          | -             | 2.1                | 1.2                 | 7.3                            | 1.8          | 1.4          |
| 65 years and over                                    | 9.9                  | 6.4          | 3.5          | .3                           | -            | .3                | -           | .3                        | -           | -             | 9.9                | .8                  | 5.2                            | 2.4          | .9           |
| Female householder                                   | 81.2                 | 29.9         | 51.3         | 2.6                          | .9           | .9                | 2.5         | 7.0                       | .7          | 38.3          | 13.9               | 11.8                | 48.2                           | 21.2         | 9.8          |
| Under 45 years                                       | 23.5                 | 5.6          | 17.9         | .5                           | -            | .5                | 1.3         | 3.0                       | .1          | -             | 9.2                | 2.8                 | 14.3                           | 5.7          | 2.2          |
| 45 to 64 years                                       | 19.4                 | 8.1          | 11.3         | .3                           | .4           | .4                | .6          | 2.7                       | .5          | -             | 2.7                | 4.2                 | 9.9                            | 6.1          | 2.1          |
| 65 years and over                                    | 38.3                 | 16.2         | 22.1         | 1.8                          | .5           | .1                | .6          | 1.4                       | -           | -             | 38.3               | 2.1                 | 4.8                            | 9.4          | 5.5          |
| <b>Adults and Single Children Under 18 Years Old</b> |                      |              |              |                              |              |                   |             |                           |             |               |                    |                     |                                |              |              |
| Total households with children                       | 198.7                | 125.3        | 71.5         | 8.2                          | .8           | 2.9               | 6.9         | 33.8                      | 8.3         | 5.1           | 35.5               | 32.1                | 84.5                           | 43.3         | 45.3         |
| Married couples                                      | 135.7                | 105.2        | 30.5         | 7.2                          | .8           | 1.1               | 1.8         | 11.0                      | 6.0         | 1.1           | 18.4               | 5.5                 | 44.6                           | 32.4         | 37.7         |
| One child under 6 only                               | 23.1                 | 18.0         | 7.1          | 1.8                          | .1           | .3                | .4          | 1.5                       | .8          | -             | 4.6                | .2                  | 7.3                            | 5.8          | 7.2          |
| One under 6, one or more 6 to 17                     | 21.7                 | 15.5         | 6.2          | .9                           | -            | .4                | .2          | 2.9                       | .9          | -             | 4.3                | 1.6                 | 9.8                            | 4.7          | 4.9          |
| Two or more under 6 only                             | 12.6                 | 8.5          | 4.0          | .8                           | .1           | .3                | .4          | .7                        | .5          | -             | 2.7                | .8                  | 4.5                            | 2.3          | 3.7          |
| Two or more under 6, one or more 6 to 17             | 5.3                  | 3.5          | 1.8          | .6                           | -            | .1                | .2          | .8                        | .8          | -             | 1.5                | .9                  | 2.0                            | 1.5          | 1.0          |
| One or more 6 to 17 only                             | 73.0                 | 61.7         | 11.3         | 3.1                          | .4           | .3                | .5          | 5.4                       | 3.0         | 1.1           | 5.4                | 1.9                 | 21.0                           | 18.1         | 21.0         |
| Other households with two or more adults             | 21.5                 | 9.7          | 11.8         | .3                           | -            | .1                | 1.7         | 7.8                       | .8          | 2.0           | 3.7                | 6.0                 | 13.3                           | 4.1          | 3.2          |
| One child under 6 only                               | 3.9                  | 1.4          | 2.6          | -                            | -            | -                 | 1.2         | .2                        | .1          | 1.3           | .4                 | .2                  | 2.7                            | .2           | .9           |
| One under 6, one or more 6 to 17                     | 3.5                  | 1.4          | 2.1          | -                            | -            | .4                | .8          | .2                        | .5          | .6            | 1.5                | 1.9                 | .6                             | 1.0          |              |
| Two or more under 6 only                             | 1.8                  | .5           | 1.0          | -                            | -            | .3                | 1.0         | -                         | .3          | .2            | .7                 | 1.3                 | .2                             | .1           |              |
| Two or more under 6, one or more 6 to 17             | 1.6                  | 1.0          | .6           | -                            | -            | .2                | .7          | .1                        | .4          | .3            | .7                 | 1.2                 | .4                             | -            |              |
| One or more 6 to 17 only                             | 10.9                 | 5.5          | 5.5          | .3                           | -            | .1                | .8          | 3.8                       | .2          | .8            | 1.3                | 2.6                 | 6.3                            | 2.8          | 1.2          |
| Households with one adult or none                    | 39.5                 | 10.3         | 29.2         | .8                           | -            | 1.8               | 3.4         | 14.9                      | 1.6         | 2.0           | 13.3               | 20.5                | 26.5                           | 6.7          | 4.3          |
| One child under 6 only                               | 5.6                  | 1.3          | 4.3          | .2                           | -            | .2                | .6          | 1.5                       | .3          | .7            | 2.4                | 3.1                 | 3.9                            | .8           | .8           |
| One under 6, one or more 6 to 17                     | 6.9                  | 1.4          | 5.4          | -                            | -            | .8                | 3.5         | .2                        | .2          | 2.4           | 5.1                | 5.2                 | 1.1                            | .5           |              |
| Two or more under 6 only                             | 3.9                  | .4           | 3.5          | -                            | -            | .5                | .6          | 2.0                       | .2          | -             | 1.8                | 3.2                 | 3.0                            | .4           | .2           |
| Two or more under 6, one or more 6 to 17             | 2.7                  | .4           | 2.3          | -                            | -            | .2                | .6          | 1.5                       | .3          | -             | 1.3                | 2.1                 | 2.3                            | .4           | .2           |
| One or more 6 to 17 only                             | 20.4                 | 6.8          | 13.6         | .6                           | -            | .8                | .7          | 6.5                       | .6          | 1.1           | 5.3                | 7.0                 | 12.1                           | 4.4          | 2.7          |
| Total households with no children                    | 339.7                | 196.6        | 143.1        | 10.3                         | 1.4          | 4.3               | 7.3         | 24.8                      | 5.3         | 103.1         | 56.9               | 26.0                | 159.8                          | 90.0         | 57.7         |
| Married couples                                      | 152.5                | 123.9        | 28.6         | 5.2                          | .3           | .3                | .9          | 4.6                       | 1.7         | 45.2          | 14.3               | 5.3                 | 53.1                           | 44.5         | 35.2         |
| Other households with two or more adults             | 56.4                 | 26.5         | 29.9         | 1.1                          | -            | .2                | 1.7         | 7.8                       | 2.1         | 9.7           | 15.8               | 3.3                 | 32.5                           | 12.9         | 7.0          |
| Households with one adult                            | 130.8                | 46.2         | 84.6         | 4.1                          | 1.1          | 3.7               | 4.7         | 12.5                      | 1.5         | 48.2          | 26.9               | 17.4                | 74.2                           | 32.6         | 15.5         |

**Table 2-9. Household Composition - Occupied Units—Con.**

[Numbers in thousands. For meaning of symbols, see text.]

| Characteristics  | Total occupied units | Tenure |        | Housing unit characteristics |              |                   |          | Household characteristics |          |               |                    |                     | Selected subareas <sup>1</sup> |          |            |
|--|----------------------|--------|--------|------------------------------|--------------|-------------------|----------|---------------------------|----------|---------------|--------------------|---------------------|--------------------------------|----------|------------|
|  |                      | Owner  | Renter | New construction 4 yrs       | Mobile homes | Physical problems |          | Black                     | Hispanic | Elderly (65+) | Moved in past year | Below poverty level | Area one                       | Area two | Area three |
|  |                      |        |        |                              |              | Severe            | Moderate |                           |          |               |                    |                     |                                |          |            |
| <b>Own Never Married Children Under 18 Years Old</b>     |                      |        |        |                              |              |                   |          |                           |          |               |                    |                     |                                |          |            |
| No own children under 18 years                           | 354.4                | 206.5  | 148.0  | 10.5                         | 1.4          | 4.3               | 8.2      | 30.2                      | 5.5      | 107.4         | 58.5               | 29.4                | 168.8                          | 92.5     | 59.7       |
| With own children under 18 years                         | 182.0                | 115.4  | 86.8   | 8.1                          | .8           | 2.9               | 6.0      | 28.1                      | 8.1      | .8            | 33.9               | 28.7                | 75.5                           | 40.8     | 43.3       |
| Under 6 years only                                       | 45.9                 | 25.1   | 20.7   | 2.7                          | .2           | 1.4               | 1.8      | 5.5                       | 2.0      | —             | 12.9               | 7.8                 | 19.0                           | 9.4      | 12.6       |
| 1  | 29.4                 | 16.6   | 12.8   | 1.9                          | .1           | .8                | .5       | 2.8                       | 1.3      | —             | 8.2                | 3.5                 | 11.3                           | 6.7      | 8.8        |
| 2  | 13.0                 | 6.9    | 6.1    | .6                           | .1           | .3                | .9       | 1.8                       | .5       | —             | 3.6                | 2.8                 | 5.6                            | 1.9      | 3.4        |
| 3 or more  | 3.4                  | 1.7    | 1.8    | .2                           | —            | .5                | .2       | 1.0                       | .2       | —             | 1.1                | 1.5                 | 2.1                            | .8       | .4         |
| 6 to 17 years only                                       | 100.4                | 70.7   | 29.8   | 3.8                          | .4           | 1.2               | 2.3      | 15.2                      | 3.8      | .9            | 11.4               | 11.5                | 37.8                           | 24.1     | 24.4       |
| 1  | 45.8                 | 31.8   | 14.0   | 1.7                          | .3           | .4                | .6       | 8.2                       | 1.0      | .4            | 5.6                | 4.2                 | 17.1                           | 13.1     | 9.4        |
| 2  | 37.2                 | 27.2   | 10.0   | 2.1                          | .1           | .5                | .8       | 4.0                       | 1.3      | .3            | 4.2                | 3.3                 | 13.0                           | 7.6      | 10.9       |
| 3 or more  | 17.4                 | 11.7   | 5.7    | —                            | —            | .3                | .9       | 3.0                       | 1.5      | .1            | 1.5                | 3.9                 | 7.6                            | 3.4      | 4.1        |
| Both age groups  | 35.7                 | 19.6   | 16.0   | 1.5                          | —            | .3                | 2.0      | 7.4                       | 2.2      | —             | 9.6                | 9.5                 | 18.7                           | 7.3      | 6.2        |
| 2  | 14.8                 | 8.2    | 6.6    | .8                           | —            | —                 | .4       | 2.4                       | .7       | —             | 3.1                | 3.3                 | 7.9                            | 3.7      | 2.5        |
| 3 or more  | 20.8                 | 11.4   | 9.4    | .8                           | —            | .3                | 1.7      | 5.0                       | 1.5      | —             | 6.6                | 6.2                 | 10.8                           | 3.6      | 3.7        |
| <b>Persons Other Than Spouse or Children<sup>2</sup></b> |                      |        |        |                              |              |                   |          |                           |          |               |                    |                     |                                |          |            |
| With other relatives                                     | 120.9                | 94.0   | 28.9   | 2.1                          | .3           | .2                | 2.2      | 18.4                      | 3.4      | 19.8          | 7.6                | 10.7                | 53.6                           | 27.4     | 25.3       |
| Single adult offspring 18 to 29                          | 78.7                 | 63.5   | 15.1   | 1.4                          | .3           | .2                | 1.5      | 11.8                      | 1.8      | 4.6           | 3.4                | 5.8                 | 30.8                           | 19.0     | 18.6       |
| Single adult offspring 30 years of age or over           | 19.2                 | 16.9   | 2.3    | .2                           | —            | —                 | .2       | 2.2                       | —        | 10.3          | .6                 | 1.4                 | 10.3                           | 4.0      | 2.8        |
| Households with three generations                        | 12.9                 | 8.6    | 4.3    | .2                           | —            | —                 | .8       | 4.3                       | .3       | 1.8           | .7                 | 2.9                 | 7.3                            | 2.0      | 1.8        |
| Households with 1 subfamily                              | 11.3                 | 7.3    | 4.0    | —                            | —            | —                 | .7       | 3.9                       | .6       | 2.1           | .7                 | 2.6                 | 7.2                            | 2.0      | .9         |
| Subfamily householder age under 30                       | 7.1                  | 3.9    | 3.2    | —                            | —            | —                 | .7       | 3.8                       | .4       | 1.2           | .3                 | 2.5                 | 5.0                            | .4       | .8         |
| 30 to 64   | 3.4                  | 2.5    | .8     | —                            | —            | —                 | —        | 1.1                       | .2       | 1.2           | .4                 | .1                  | 1.4                            | 1.5      | .1         |
| 65 and over  | .8                   | .8     | —      | —                            | —            | —                 | —        | —                         | —        | .2            | —                  | —                   | .8                             | —        | —          |
| Households with 2 or more subfamilies                    | 2.2                  | .2     | —      | —                            | —            | —                 | —        | .2                        | —        | .2            | —                  | —                   | .2                             | —        | —          |
| Households with other types of relatives                 | 29.9                 | 20.3   | 9.5    | .5                           | —            | —                 | .7       | 6.9                       | 1.5      | 5.6           | 3.4                | 4.3                 | 16.1                           | 5.4      | 5.3        |
| With non-relatives                                       | 36.5                 | 12.0   | 24.4   | .9                           | —            | .1                | 2.2      | 4.1                       | 1.1      | 2.5           | 16.1               | 2.7                 | 20.4                           | 8.6      | 5.2        |
| Co-owners or co-renters                                  | 22.8                 | 3.8    | 19.0   | .3                           | —            | —                 | 1.4      | 2.2                       | .7       | 1.6           | 12.5               | 2.2                 | 14.3                           | 4.3      | 3.0        |
| Lodgers  | 5.2                  | 3.0    | 2.2    | .3                           | —            | —                 | .4       | 2.2                       | .1       | .1            | 1.5                | —                   | 2.0                            | 1.7      | 1.3        |
| Unrelated children, under 18 years old                   | 4.8                  | 2.5    | 2.2    | .2                           | —            | —                 | 1.0      | 1.4                       | .2       | .1            | 1.5                | .7                  | 2.9                            | .5       | 1.3        |
| Other non-relatives                                      | 8.6                  | 5.2    | 3.4    | .3                           | —            | .1                | .5       | 1.5                       | .3       | .7            | 2.4                | .3                  | 4.1                            | 2.6      | .8         |
| One or more secondary families                           | 3.3                  | 1.2    | 2.1    | .2                           | —            | —                 | .8       | .9                        | .2       | —             | 1.3                | .4                  | 2.0                            | .3       | .9         |
| 2-person households, none related to each other          | 23.5                 | 6.7    | 16.8   | .6                           | —            | .1                | .7       | 1.8                       | .5       | 2.0           | 11.5               | 1.3                 | 12.6                           | 6.0      | 3.0        |
| 3-8 person households, none related to each other        | 3.4                  | 1.0    | 2.4    | —                            | —            | —                 | .6       | .1                        | .2       | —             | 1.6                | .4                  | 2.6                            | .4       | .3         |
| <b>Years of School Completed by Householder</b>          |                      |        |        |                              |              |                   |          |                           |          |               |                    |                     |                                |          |            |
| No school years completed                                | 1.4                  | .2     | 1.2    | —                            | —            | —                 | —        | —                         | .4       | .5            | .3                 | .5                  | .9                             | .4       | .1         |
| Elementary:  |                      |        |        |                              |              |                   |          |                           |          |               |                    |                     |                                |          |            |
| less than 8 years  | 13.1                 | 6.5    | 6.5    | .1                           | —            | .4                | .5       | 3.2                       | 1.7      | 6.2           | 1.3                | 3.1                 | 9.3                            | 2.0      | 1.1        |
| 8 years  | 30.1                 | 20.6   | 9.6    | .4                           | .4           | .4                | .6       | 3.7                       | .5       | 20.9          | 1.7                | 4.4                 | 15.1                           | 6.9      | 3.9        |
| High School:   |                      |        |        |                              |              |                   |          |                           |          |               |                    |                     |                                |          |            |
| 1 to 3 years   | 56.0                 | 26.1   | 29.9   | 1.5                          | .4           | 1.7               | 2.0      | 10.8                      | 2.5      | 16.7          | 9.6                | 13.5                | 35.9                           | 10.8     | 6.4        |
| 4 years  | 205.2                | 123.1  | 82.1   | 5.7                          | .9           | 2.4               | 4.8      | 24.1                      | 5.5      | 37.1          | 35.2               | 21.4                | 97.6                           | 48.6     | 34.6       |
| College:   |                      |        |        |                              |              |                   |          |                           |          |               |                    |                     |                                |          |            |
| 1 to 3 years   | 104.9                | 59.1   | 45.9   | 3.8                          | .3           | 1.1               | 3.2      | 12.3                      | 1.9      | 13.6          | 21.1               | 10.0                | 45.3                           | 29.7     | 21.4       |
| 4 years or more  | 125.7                | 86.3   | 39.4   | 7.1                          | —            | 1.3               | 3.1      | 4.3                       | 1.2      | 13.2          | 23.2               | 5.2                 | 40.3                           | 35.0     | 35.4       |
| Median   | 12.8                 | 12.9   | 12.7   | 14.0                         | —            | 12.5              | 12.6     | 12.5                      | 12.3     | 12.3          | 12.9               | 12.4                | 12.6                           | 13.0     | 13.7       |
| <b>Year Householder Moved Into Unit</b>                  |                      |        |        |                              |              |                   |          |                           |          |               |                    |                     |                                |          |            |
| 1950 to 1994   | —                    | —      | —      | —                            | —            | —                 | —        | —                         | —        | —             | —                  | —                   | —                              | —        | —          |
| 1985 to 1989   | 210.1                | 69.6   | 140.5  | 17.5                         | .4           | 5.2               | 7.8      | 31.0                      | 8.3      | 15.3          | 92.5               | 33.9                | 104.7                          | 47.9     | 41.1       |
| 1980 to 1984   | 87.9                 | 48.0   | 41.9   | .8                           | —            | —                 | 3.0      | 12.2                      | 2.1      | 10.7          | —                  | 9.9                 | 42.1                           | 19.7     | 17.4       |
| 1975 to 1979   | 74.1                 | 57.0   | 17.1   | —                            | .7           | .1                | 1.1      | 5.6                       | 1.9      | 11.8          | —                  | 4.3                 | 31.4                           | 19.1     | 13.7       |
| 1970 to 1974   | 47.3                 | 39.9   | 7.4    | —                            | .4           | .3                | 1.3      | 5.3                       | .5       | 10.5          | —                  | 3.7                 | 18.7                           | 10.3     | 10.1       |
| 1960 to 1969   | 80.0                 | 54.0   | 6.0    | —                            | .3           | .4                | .4       | 3.7                       | .5       | 19.1          | —                  | 2.5                 | 22.7                           | 18.1     | 11.9       |
| 1950 to 1959   | 42.4                 | 41.4   | 1.0    | —                            | —            | .1                | —        | .3                        | .2       | 27.3          | —                  | 3.1                 | 17.2                           | 14.0     | 7.8        |
| 1940 to 1949   | 9.3                  | 9.1    | .2     | —                            | —            | —                 | .4       | .2                        | —        | 8.3           | —                  | .2                  | 5.0                            | 3.3      | .5         |
| 1939 or earlier  | 5.4                  | 5.0    | .4     | —                            | —            | .1                | .2       | —                         | —        | 5.2           | —                  | .4                  | 2.4                            | .8       | .5         |
| Median   | 1982                 | 1976   | 1985+  | —                            | —            | 1985+             | 1985+    | 1985+                     | 1985+    | 1987          | —                  | 1985+               | 1983                           | 1980     | 1982       |
| <b>Household Moves and Formation in Last Year</b>        |                      |        |        |                              |              |                   |          |                           |          |               |                    |                     |                                |          |            |
| Total with a move in last year                           | 106.6                | 28.3   | 80.4   | 8.0                          | .1           | 2.2               | 4.9      | 19.7                      | 4.5      | 6.2           | 92.5               | 20.3                | 59.8                           | 23.6     | 19.9       |
| Household all moved here from one unit                   | 75.1                 | 17.5   | 57.6   | 7.0                          | .1           | 2.1               | 3.5      | 13.3                      | 3.1      | 3.8           | 75.1               | 16.5                | 40.4                           | 16.3     | 15.1       |
| Householder of previous unit did not move here           | 12.8                 | .8     | 12.0   | .6                           | —            | .8                | .3       | 3.1                       | .7       | .6            | 12.8               | 4.4                 | 8.3                            | 1.6      | 1.0        |
| Householder of previous unit moved here                  | 61.2                 | 16.3   | 44.9   | 6.4                          | .1           | 1.3               | 3.2      | 10.0                      | 2.3      | 3.1           | 61.2               | 12.0                | 30.6                           | 14.7     | 14.0       |
| Householder of previous unit not reported                | 1.1                  | .4     | .7     | —                            | —            | —                 | —        | .1                        | .1       | .1            | 1.1                | .1                  | .5                             | —        | .1         |
| Household moved here from two or more units              | 12.9                 | 1.2    | 11.7   | .6                           | —            | —                 | .2       | 1.0                       | .4       | .2            | 12.9               | .8                  | 7.3                            | 3.0      | 1.6        |
| No previous householder moved here                       | 4.3                  | .2     | 4.1    | .5                           | —            | —                 | —        | .7                        | —        | —             | 4.3                | .3                  | 3.0                            | .8       | .2         |
| 1 previous householder moved here                        | 3.3                  | .3     | 3.0    | .1                           | —            | —                 | .1       | .1                        | .1       | .1            | 3.3                | .1                  | 1.5                            | 1.0      | .2         |
| 2 or more previous householders moved here               | 5.0                  | .8     | 4.5    | —                            | —            | —                 | .1       | .3                        | .2       | .1            | 5.0                | .4                  | 2.8                            | .9       | 1.1        |
| Previous householder(s) not reported                     | .3                   | .2     | —      | —                            | —            | —                 | —        | .2                        | —        | —             | .3                 | —                   | .3                             | —        | —          |
| Some already here, rest moved in                         | 20.6                 | 9.6    | 11.0   | .4                           | —            | .1                | 1.2      | 5.4                       | 1.0      | 2.2           | 4.4                | 3.0                 | 12.1                           | 4.3      | 3.2        |
| No previous householder moved here                       | 6.5                  | 2.5    | 4.0    | .4                           | —            | —                 | .6       | 2.0                       | .1       | .6            | 6.5                | .8                  | 3.5                            | 1.3      | 1.2        |
| 1 or more previous householders moved here               | 11.3                 | 5.3    | 6.0    | —                            | —            | .1                | .4       | 2.5                       | .7       | 1.3           | 3.3                | 2.0                 | 6.9                            | 2.3      | 1.6        |
| Previous householder(s) not reported                     | 2.9                  | 1.8    | 1.1    | —                            | —            | —                 | .2       | 1.0                       | .1       | .4            | .3                 | .4                  | 1.7                            | .7       | .4         |
| Number of previous units not reported                    | —                    | —      | —      | —                            | —            | —                 | —        | —                         | —        | —             | —                  | —                   | —                              | —        | —          |

<sup>1</sup>See back cover for details.

<sup>2</sup>Figures may not add to total because more than one category may apply.



**Table 2-10. Previous Unit of Recent Movers - Occupied Units**

[Numbers in thousands. For meaning of symbols, see text.]

| Characteristics  | Total occupied units | Tenure |        | Housing unit characteristics |              |                   |          | Household characteristics |          |               |                    |                     | Selected subareas <sup>1</sup> |          |            |
|--|----------------------|--------|--------|------------------------------|--------------|-------------------|----------|---------------------------|----------|---------------|--------------------|---------------------|--------------------------------|----------|------------|
|  |                      | Owner  | Renter | New construction 4 yrs       | Mobile homes | Physical problems |          | Black                     | Hispanic | Elderly (65+) | Moved in past year | Below poverty level | Area one                       | Area two | Area three |
|  |                      |        |        |                              |              | Severe            | Moderate |                           |          |               |                    |                     |                                |          |            |
| <b>UNITS WHERE HOUSEHOLDER MOVED DURING PAST YEAR</b>          |                      |        |        |                              |              |                   |          |                           |          |               |                    |                     |                                |          |            |
| Total.....   | 92.5                 | 19.6   | 72.9   | 7.8                          | .1           | 2.1               | 4.0      | 15.6                      | 4.0      | 4.4           | 92.5               | 18.4                | 50.8                           | 19.9     | 17.5       |
| <b>Location of Previous Unit</b>                               |                      |        |        |                              |              |                   |          |                           |          |               |                    |                     |                                |          |            |
| Inside same (P)MSA.....  | 75.2                 | 17.7   | 57.4   | 6.2                          | .1           | 1.9               | 2.3      | 12.3                      | 3.3      | 3.5           | 75.2               | 14.1                | 41.9                           | 15.7     | 14.2       |
| In central city(s).....  | 43.4                 | 8.1    | 37.3   | 1.4                          | -            | 1.5               | 1.7      | 12.0                      | 2.5      | 1.8           | 43.4               | 12.3                | 36.6                           | 3.7      | 2.6        |
| Not in central city(s).....                                    | 31.8                 | 11.7   | 20.1   | 4.8                          | .1           | .4                | .6       | .2                        | .8       | 1.7           | 31.8               | 1.8                 | 5.2                            | 12.0     | 11.6       |
| Inside different (P)MSA in same state.....                     | 3.0                  | .3     | 2.7    | .3                           | -            | -                 | .2       | .2                        | -        | -             | 3.0                | .4                  | 1.4                            | .8       | .7         |
| In central city(s).....  | 1.9                  | .3     | 1.6    | .3                           | -            | -                 | .2       | .2                        | -        | -             | 1.9                | .2                  | 1.0                            | .4       | .5         |
| Not in central city(s).....                                    | 1.1                  | -      | 1.1    | -                            | -            | -                 | -        | -                         | -        | -             | 1.1                | .1                  | .4                             | .4       | .1         |
| Inside different (P)MSA in different state.....                | 10.1                 | 1.0    | 9.1    | .9                           | -            | .1                | 1.5      | 3.0                       | .4       | .6            | 10.1               | 3.1                 | 5.6                            | 2.6      | 1.8        |
| In central city(s).....  | 5.7                  | .3     | 5.3    | .4                           | -            | -                 | 1.3      | 2.2                       | .4       | .5            | 5.7                | 2.2                 | 4.0                            | .9       | .6         |
| Not in central city(s).....                                    | 4.4                  | .7     | 3.7    | .5                           | -            | .1                | .1       | .8                        | -        | .1            | 4.4                | .8                  | 1.6                            | 1.6      | 1.0        |
| Outside any metropolitan area.....                             | 3.6                  | .5     | 3.1    | .3                           | -            | -                 | -        | -                         | -        | .2            | 3.6                | .3                  | 1.3                            | .8       | 1.0        |
| Same state.....  | 2.7                  | .5     | 2.2    | .2                           | -            | -                 | -        | -                         | -        | .2            | 2.7                | -                   | .8                             | .8       | .9         |
| Different state.....   | .8                   | -      | .8     | .2                           | -            | -                 | -        | -                         | -        | -             | .8                 | .3                  | .7                             | -        | .1         |
| Different nation.....  | .6                   | -      | .6     | -                            | -            | .1                | -        | .2                        | .2       | .1            | .6                 | .6                  | .6                             | -        | -          |
| <b>Structure Type of Previous Residence</b>                    |                      |        |        |                              |              |                   |          |                           |          |               |                    |                     |                                |          |            |
| Moved from within United States.....                           | 91.8                 | 18.6   | 72.2   | 7.8                          | .1           | 2.0               | 4.0      | 15.4                      | 3.7      | 4.3           | 91.8               | 17.7                | 50.1                           | 19.9     | 17.5       |
| House.....   | 45.2                 | 11.7   | 33.5   | 4.3                          | -            | 1.1               | 1.7      | 8.0                       | 1.5      | 1.9           | 45.2               | 8.3                 | 23.5                           | 8.9      | 10.2       |
| Apartment.....   | 44.4                 | 7.9    | 36.5   | 3.3                          | .1           | .8                | 2.4      | 7.4                       | 1.9      | 2.0           | 44.4               | 8.9                 | 25.3                           | 10.5     | 6.9        |
| Mobile home.....   | .4                   | -      | .4     | -                            | -            | -                 | -        | -                         | .2       | .1            | .4                 | -                   | -                              | .1       | .3         |
| Other.....   | 1.9                  | -      | 1.9    | .1                           | -            | .1                | -        | -                         | .1       | .3            | 1.9                | .8                  | 1.3                            | .4       | .1         |
| <b>Tenure of Previous Residence</b>                            |                      |        |        |                              |              |                   |          |                           |          |               |                    |                     |                                |          |            |
| House, apt., mobile home in United States.....                 | 90.0                 | 19.6   | 70.4   | 7.6                          | .1           | 1.9               | 4.0      | 15.4                      | 3.6      | 4.0           | 90.0               | 17.1                | 48.8                           | 19.5     | 17.4       |
| Owner occupied.....  | 27.6                 | 9.6    | 18.0   | 4.1                          | -            | .2                | .8       | 3.1                       | .1       | 2.1           | 27.6               | 3.2                 | 11.3                           | 7.0      | 7.1        |
| Renter occupied.....   | 62.3                 | 9.9    | 52.4   | 3.5                          | .1           | 1.6               | 3.2      | 12.3                      | 3.5      | 1.9           | 62.3               | 13.9                | 37.5                           | 12.5     | 10.4       |
| <b>Persons - Previous Residence</b>                            |                      |        |        |                              |              |                   |          |                           |          |               |                    |                     |                                |          |            |
| House, apt., mobile home in United States.....                 | 90.0                 | 19.6   | 70.4   | 7.6                          | .1           | 1.9               | 4.0      | 15.4                      | 3.6      | 4.0           | 90.0               | 17.1                | 48.8                           | 19.5     | 17.4       |
| 1 person.....  | 14.2                 | 2.3    | 12.0   | 1.4                          | -            | .4                | .8       | 1.6                       | .2       | 1.9           | 14.2               | 1.9                 | 7.6                            | 3.8      | 1.7        |
| 2 persons.....   | 26.6                 | 6.0    | 20.6   | 2.7                          | -            | .6                | .8       | 2.8                       | .9       | 1.2           | 26.6               | 3.6                 | 13.1                           | 6.1      | 6.4        |
| 3 persons.....   | 18.7                 | 3.9    | 14.8   | 1.4                          | -            | .1                | .9       | 3.2                       | .6       | .3            | 18.7               | 3.4                 | 9.4                            | 4.6      | 3.8        |
| 4 persons.....   | 14.0                 | 3.3    | 10.7   | 1.2                          | .1           | .3                | .4       | 4.1                       | .7       | .2            | 14.0               | 4.0                 | 7.7                            | 2.7      | 3.0        |
| 5 persons.....   | 9.0                  | 2.5    | 6.6    | .5                           | -            | .2                | .8       | 1.8                       | .4       | -             | 9.0                | 1.7                 | 5.5                            | 1.5      | 1.5        |
| 6 persons.....   | 3.4                  | .6     | 2.7    | .3                           | -            | .1                | .5       | .8                        | .4       | .1            | 3.4                | 1.4                 | 2.0                            | .3       | .9         |
| 7 persons or more.....   | 2.9                  | .4     | 2.4    | .2                           | -            | .2                | .1       | 1.1                       | .2       | .2            | 2.9                | .9                  | 2.8                            | -        | -          |
| Not reported.....  | 1.2                  | .6     | .6     | -                            | -            | -                 | -        | -                         | .1       | .1            | 1.2                | .1                  | .5                             | .4       | .1         |
| Median.....  | 2.7                  | 2.8    | 2.7    | 2.4                          | -            | -                 | 3.0      | 3.5                       | -        | 1.6           | 2.7                | 3.4                 | 2.8                            | 2.4      | 2.6        |
| <b>Previous Home Owned or Rented by Someone Who Moved Here</b> |                      |        |        |                              |              |                   |          |                           |          |               |                    |                     |                                |          |            |
| House, apt., mobile home in United States.....                 | 90.0                 | 19.6   | 70.4   | 7.6                          | .1           | 1.9               | 4.0      | 15.4                      | 3.6      | 4.0           | 90.0               | 17.1                | 48.8                           | 19.5     | 17.4       |
| Owned or rented by a mover.....                                | 71.8                 | 17.7   | 54.2   | 6.5                          | .1           | 1.3               | 3.5      | 11.4                      | 3.0      | 3.5           | 71.8               | 13.6                | 36.6                           | 16.3     | 16.2       |
| Owned or rented by other.....                                  | 16.5                 | 1.1    | 15.4   | 1.1                          | -            | .6                | .5       | 3.9                       | .5       | .4            | 16.5               | 3.4                 | 11.5                           | 2.8      | 1.1        |
| By a relative.....   | 13.3                 | .8     | 12.5   | 1.1                          | -            | .4                | .5       | 3.1                       | .5       | .4            | 13.3               | 2.6                 | 9.0                            | 2.3      | .9         |
| By a nonrelative.....  | 2.7                  | .4     | 2.4    | -                            | -            | .1                | -        | .5                        | -        | -             | 2.7                | .8                  | 2.2                            | .4       | .1         |
| Not reported.....  | .5                   | -      | .5     | -                            | -            | -                 | -        | .2                        | -        | -             | .5                 | -                   | .4                             | -        | .1         |
| Not reported.....  | 1.6                  | .8     | .8     | -                            | -            | -                 | -        | .1                        | .1       | .1            | 1.6                | .1                  | .6                             | .4       | .1         |
| <b>Change in Housing Costs</b>                                 |                      |        |        |                              |              |                   |          |                           |          |               |                    |                     |                                |          |            |
| House, apt., mobile home in United States.....                 | 90.0                 | 19.6   | 70.4   | 7.6                          | .1           | 1.9               | 4.0      | 15.4                      | 3.6      | 4.0           | 90.0               | 17.1                | 48.8                           | 19.5     | 17.4       |
| Increased with move.....                                       | 53.5                 | 15.1   | 38.4   | 5.0                          | -            | .8                | 1.7      | 8.3                       | 1.7      | 1.6           | 53.5               | 9.0                 | 27.4                           | 11.4     | 11.9       |
| Stayed about the same.....                                     | 17.0                 | 1.9    | 15.1   | 1.8                          | .1           | .7                | 1.5      | 4.5                       | .9       | 1.3           | 17.0               | 4.4                 | 10.4                           | 3.4      | 2.8        |
| Decreased.....   | 18.0                 | 1.8    | 16.2   | .8                           | -            | .4                | .8       | 2.7                       | .9       | .9            | 18.0               | 3.5                 | 10.5                           | 4.0      | 2.6        |
| Don't know.....  | .5                   | .2     | .2     | -                            | -            | -                 | -        | -                         | -        | .1            | .5                 | .1                  | .1                             | .3       | -          |
| Not reported.....  | 1.1                  | .6     | .5     | -                            | -            | -                 | -        | -                         | .1       | .1            | 1.1                | .1                  | .4                             | .4       | .1         |

<sup>1</sup>See back cover for details.

**Table 2-11. Reasons for Move and Choice of Current Residence - Occupied Units**

[Numbers in thousands. For meaning of symbols, see text.]

| Characteristics   | Total occupied units | Tenure |        | Housing unit characteristics |              |                   |          | Household characteristics |          |               |                    |                     | Selected subareas <sup>1</sup> |          |            |  |
|---|----------------------|--------|--------|------------------------------|--------------|-------------------|----------|---------------------------|----------|---------------|--------------------|---------------------|--------------------------------|----------|------------|--|
|   |                      | Owner  | Renter | New construction 4 yrs       | Mobile homes | Physical problems |          | Black                     | Hispanic | Elderly (65+) | Moved in past year | Below poverty level | Area one                       | Area two | Area three |  |
|   |                      |        |        |                              |              | Severe            | Moderate |                           |          |               |                    |                     |                                |          |            |  |
| <b>RESPONDENT MOVED DURING PAST YEAR</b>                |                      |        |        |                              |              |                   |          |                           |          |               |                    |                     |                                |          |            |  |
| Total.....  | 94.5                 | 20.8   | 73.8   | 7.8                          | .1           | 2.1               | 4.0      | 16.3                      | 4.2      | 4.7           | 92.1               | 16.5                | 52.2                           | 20.1     | 17.5       |  |
| <b>Reasons for Leaving Previous Unit<sup>2</sup></b>    |                      |        |        |                              |              |                   |          |                           |          |               |                    |                     |                                |          |            |  |
| Private displacement.....                               | 3.3                  | -      | 3.3    | -                            | -            | .1                | -        | .5                        | .1       | -             | 3.3                | .8                  | 2.1                            | .4       | .9         |  |
| Owner to move into unit.....                            | 2.1                  | -      | 2.1    | -                            | -            | -                 | -        | .3                        | -        | -             | 2.1                | .5                  | 1.5                            | .1       | .5         |  |
| To be converted to condominium or cooperative.....      | -                    | -      | -      | -                            | -            | -                 | -        | -                         | -        | -             | -                  | -                   | -                              | -        | -          |  |
| Closed for repairs.....                                 | .1                   | -      | .1     | -                            | -            | -                 | -        | -                         | -        | -             | .1                 | -                   | -                              | -        | -          |  |
| Other.....  | .6                   | -      | .6     | -                            | -            | .1                | -        | -                         | .1       | -             | .6                 | .3                  | .3                             | .1       | .2         |  |
| Not reported.....                                       | .4                   | -      | .4     | -                            | -            | -                 | -        | -                         | -        | -             | .4                 | -                   | .2                             | -        | .1         |  |
| Government displacement.....                            | .9                   | .2     | .7     | -                            | -            | -                 | .3       | .3                        | .2       | .2            | .9                 | .3                  | .9                             | -        | .1         |  |
| Government wanted building or land.....                 | .2                   | .2     | -      | -                            | -            | -                 | -        | .2                        | -        | .2            | .2                 | -                   | .2                             | -        | -          |  |
| Unit unfit for occupancy.....                           | .1                   | -      | .1     | -                            | -            | -                 | .1       | .1                        | -        | -             | .1                 | .1                  | .1                             | -        | -          |  |
| Other.....  | -                    | -      | -      | -                            | -            | -                 | -        | -                         | -        | -             | -                  | -                   | -                              | -        | -          |  |
| Not reported.....                                       | .6                   | -      | .6     | -                            | -            | -                 | .1       | .2                        | .2       | -             | .6                 | .1                  | .6                             | -        | -          |  |
| Disaster loss (fire, flood, etc.).....                  | .6                   | -      | .6     | -                            | -            | -                 | .1       | .2                        | -        | -             | .6                 | .1                  | .4                             | .1       | .1         |  |
| New job or job transfer.....                            | 11.0                 | 1.8    | 9.2    | 1.5                          | -            | .1                | .2       | .5                        | .3       | .2            | 10.9               | .9                  | 4.4                            | 2.6      | 3.3        |  |
| To be closer to work/school/other.....                  | 9.8                  | 1.9    | 7.9    | 1.1                          | -            | .3                | .1       | .6                        | .5       | .1            | 9.5                | 1.5                 | 4.4                            | 3.6      | 1.5        |  |
| Other, financial/employment related.....                | 4.1                  | .7     | 3.4    | .3                           | -            | .4                | -        | .7                        | .3       | .4            | 4.0                | 1.1                 | 3.0                            | .9       | .2         |  |
| To establish own household.....                         | 13.6                 | 1.2    | 12.4   | .1                           | -            | .4                | .9       | 4.4                       | 4.2      | .2            | 13.3               | 4.5                 | 10.5                           | 2.0      | .7         |  |
| Needed larger house or apartment.....                   | 10.7                 | 3.3    | 7.4    | .5                           | -            | .1                | .6       | 2.3                       | 1.3      | .2            | 10.7               | 2.3                 | 6.0                            | 2.1      | 2.5        |  |
| Married.....  | 3.9                  | 1.3    | 2.6    | .6                           | -            | -                 | -        | .3                        | -        | -             | 3.3                | .7                  | 2.2                            | .9       | .4         |  |
| Widowed, divorced or separated.....                     | 3.0                  | .4     | 2.6    | .3                           | -            | .1                | -        | .3                        | -        | .5            | 3.0                | .7                  | 1.4                            | 1.5      | .1         |  |
| Other, family/person related.....                       | 7.1                  | .8     | 6.3    | .4                           | -            | .2                | .5       | 1.5                       | .4       | 1.0           | 6.5                | 2.3                 | 5.1                            | 1.3      | .6         |  |
| Wanted better home.....                                 | 11.3                 | 1.2    | 10.1   | .5                           | -            | .3                | .7       | 4.2                       | 1.1      | .4            | 11.2               | 4.4                 | 8.3                            | .9       | .8         |  |
| Change from owner to renter.....                        | 2.9                  | -      | 2.9    | .4                           | -            | .1                | -        | .2                        | -        | -             | 2.9                | .4                  | .8                             | .8       | 1.2        |  |
| Change from renter to owner.....                        | 7.1                  | 7.1    | -      | .8                           | .1           | -                 | .4       | -                         | -        | -             | 7.1                | -                   | 1.9                            | 1.9      | 3.0        |  |
| Wanted lower rent or maintenance.....                   | 6.1                  | .3     | 5.8    | .3                           | -            | -                 | .2       | .9                        | .3       | .1            | 6.0                | 1.4                 | 3.7                            | 1.6      | .6         |  |
| Other housing related reasons.....                      | 9.6                  | 2.1    | 7.6    | 1.1                          | -            | .1                | .4       | 1.0                       | .7       | .6            | 9.3                | 1.4                 | 4.3                            | 2.1      | 2.1        |  |
| Other.....  | 9.9                  | 2.0    | 7.9    | 1.2                          | -            | .3                | .5       | 2.2                       | .5       | .7            | 9.5                | 2.2                 | 5.1                            | 1.9      | 2.7        |  |
| Not reported.....                                       | .2                   | .2     | -      | -                            | -            | -                 | -        | -                         | -        | -             | .2                 | -                   | -                              | -        | -          |  |
| <b>Choice of Present Neighborhood<sup>2</sup></b>       |                      |        |        |                              |              |                   |          |                           |          |               |                    |                     |                                |          |            |  |
| Convenient to job.....                                  | 20.8                 | 4.2    | 16.6   | 1.4                          | -            | .6                | .3       | 1.6                       | .7       | .3            | 20.3               | 1.2                 | 9.5                            | 6.2      | 4.1        |  |
| Convenient to friends or relatives.....                 | 17.3                 | 2.8    | 14.4   | 1.3                          | -            | .4                | 1.1      | 4.5                       | .8       | 1.7           | 15.9               | 4.7                 | 10.2                           | 5.0      | 1.8        |  |
| Convenient to leisure activities.....                   | 5.4                  | 1.2    | 4.2    | .3                           | -            | .1                | .2       | .7                        | .1       | -             | 5.3                | .9                  | 3.5                            | .5       | 1.4        |  |
| Convenient to public transportation.....                | 3.8                  | .2     | 3.6    | .2                           | -            | .3                | .1       | 1.1                       | .1       | .2            | 3.7                | 1.3                 | 3.1                            | .7       | -          |  |
| Good schools.....                                       | 6.7                  | 2.5    | 4.2    | 1.1                          | -            | .3                | .9       | .9                        | .2       | -             | 6.6                | 1.0                 | 2.2                            | 1.4      | 2.9        |  |
| Other public services.....                              | 2.4                  | 1.3    | 1.1    | .8                           | -            | .1                | -        | .1                        | -        | .3            | 2.4                | .1                  | .6                             | .6       | 1.2        |  |
| Looks/design of neighborhood.....                       | 19.2                 | 5.6    | 13.5   | 1.2                          | .1           | .3                | .8       | 4.2                       | .7       | .9            | 19.0               | 3.1                 | 10.8                           | 5.2      | 1.9        |  |
| House was most important consideration.....             | 30.2                 | 6.0    | 24.2   | 1.8                          | -            | .5                | 1.2      | 6.3                       | .7       | 1.1           | 29.7               | 6.9                 | 17.8                           | 5.4      | 6.1        |  |
| Other.....  | 23.7                 | 4.9    | 18.8   | 2.3                          | -            | .6                | 1.1      | 2.5                       | 1.8      | 1.1           | 22.8               | 4.7                 | 12.8                           | 5.6      | 4.2        |  |
| Not reported.....                                       | .4                   | .2     | .2     | -                            | -            | -                 | -        | -                         | .1       | -             | .4                 | -                   | -                              | -        | .2         |  |
| <b>Neighborhood Search</b>                              |                      |        |        |                              |              |                   |          |                           |          |               |                    |                     |                                |          |            |  |
| Looked at just this neighborhood.....                   | 35.9                 | 6.7    | 29.1   | 2.3                          | -            | .9                | .9       | 7.2                       | 2.3      | 2.7           | 33.9               | 7.9                 | 24.1                           | 6.5      | 4.3        |  |
| Looked at other neighborhood(s).....                    | 58.3                 | 13.6   | 44.7   | 5.3                          | .1           | 1.2               | 3.1      | 9.1                       | 2.0      | 2.0           | 57.9               | 10.6                | 28.1                           | 13.6     | 13.1       |  |
| Not reported.....                                       | .3                   | .3     | -      | .2                           | -            | -                 | -        | -                         | -        | -             | .3                 | -                   | -                              | -        | .2         |  |
| <b>Choice of Present Home<sup>2</sup></b>               |                      |        |        |                              |              |                   |          |                           |          |               |                    |                     |                                |          |            |  |
| Financial reasons.....                                  | 36.7                 | 7.8    | 28.9   | 1.8                          | .1           | 1.0               | 2.0      | 6.8                       | .9       | 1.1           | 36.2               | 8.4                 | 22.9                           | 6.8      | 5.1        |  |
| Room layout/design.....                                 | 17.0                 | 5.2    | 11.8   | 2.7                          | -            | .1                | .5       | 3.8                       | .5       | 1.3           | 16.7               | 2.0                 | 9.0                            | 4.8      | 2.7        |  |
| Kitchen.....  | 1.5                  | .3     | 1.2    | .2                           | -            | .1                | .1       | .4                        | -        | -             | 1.4                | .4                  | .7                             | .7       | .2         |  |
| Size.....   | 18.7                 | 3.6    | 15.2   | 1.8                          | -            | .6                | 1.1      | 3.5                       | 1.1      | .6            | 18.4               | 4.0                 | 10.1                           | 4.3      | 4.0        |  |
| Exterior appearance.....                                | 7.7                  | 2.9    | 4.9    | 1.2                          | -            | .3                | 1.2      | 1.1                       | .3       | .3            | 7.7                | 1.0                 | 3.7                            | 1.5      | 2.0        |  |
| Yard/trees/view.....                                    | 6.0                  | 2.3    | 3.7    | .6                           | -            | .1                | .1       | .5                        | .1       | .6            | 6.0                | .7                  | 2.4                            | 1.7      | 1.7        |  |
| Quality of construction.....                            | 6.2                  | 3.2    | 3.0    | .8                           | -            | .1                | .8       | 1.0                       | .3       | .1            | 6.2                | .8                  | 2.3                            | 1.9      | 1.9        |  |
| Only one available.....                                 | 11.1                 | .5     | 10.6   | .3                           | -            | .2                | .5       | 2.9                       | .6       | .6            | 10.8               | 3.9                 | 7.2                            | 2.2      | 1.3        |  |
| Other.....  | 31.8                 | 6.0    | 25.8   | 3.0                          | -            | .5                | .8       | 2.7                       | 2.1      | 2.2           | 30.2               | 3.6                 | 15.7                           | 7.2      | 7.2        |  |
| <b>Home Search</b>                                      |                      |        |        |                              |              |                   |          |                           |          |               |                    |                     |                                |          |            |  |
| Now in house.....                                       | 27.4                 | 16.8   | 10.6   | 3.7                          | -            | -                 | 1.0      | 2.7                       | .4       | .7            | 26.5               | 1.8                 | 9.1                            | 5.1      | 10.3       |  |
| Looked at only this unit.....                           | .5                   | .4     | .1     | -                            | -            | -                 | -        | -                         | -        | -             | .1                 | .1                  | .1                             | -        | .2         |  |
| Looked at houses or mobile homes only.....              | 20.3                 | 14.2   | 6.0    | 3.7                          | -            | -                 | .5       | 1.8                       | .3       | .2            | 19.9               | .7                  | 6.1                            | 3.9      | 8.8        |  |
| Looked at apartments too.....                           | 6.1                  | 1.8    | 4.3    | -                            | -            | -                 | .5       | .9                        | .1       | .5            | 6.0                | .7                  | 2.7                            | 1.2      | 1.1        |  |
| Search not reported.....                                | .6                   | .4     | .2     | -                            | -            | -                 | -        | -                         | -        | -             | .6                 | .2                  | .2                             | -        | .2         |  |
| Now in mobile home.....                                 | .1                   | .1     | -      | -                            | .1           | -                 | -        | -                         | -        | -             | .1                 | -                   | -                              | -        | -          |  |
| Looked at only this unit.....                           | -                    | -      | -      | -                            | -            | -                 | -        | -                         | -        | -             | -                  | -                   | -                              | -        | -          |  |
| Looked at houses or mobile homes only.....              | .1                   | .1     | -      | -                            | .1           | -                 | -        | -                         | -        | -             | .1                 | -                   | -                              | -        | -          |  |
| Looked at apartments too.....                           | -                    | -      | -      | -                            | -            | -                 | -        | -                         | -        | -             | -                  | -                   | -                              | -        | -          |  |
| Search not reported.....                                | -                    | -      | -      | -                            | -            | -                 | -        | -                         | -        | -             | -                  | -                   | -                              | -        | -          |  |
| Now in apartment.....                                   | 66.9                 | 3.7    | 63.2   | 4.0                          | -            | 2.1               | 3.0      | 13.6                      | 3.8      | 4.0           | 65.4               | 16.7                | 43.1                           | 15.0     | 7.2        |  |
| Looked at only this unit.....                           | 2.7                  | .4     | 2.3    | -                            | -            | .1                | -        | .6                        | .4       | .1            | 2.3                | .4                  | 1.5                            | .4       | .4         |  |
| Looked at apartments only.....                          | 42.8                 | 2.3    | 40.5   | 3.1                          | -            | 1.2               | 1.8      | 7.2                       | 1.3      | 3.2           | 41.9               | 9.0                 | 25.4                           | 11.8     | 4.8        |  |
| Looked at houses or mobile homes too.....               | 19.7                 | 1.0    | 18.7   | .8                           | -            | .8                | 1.1      | 5.2                       | 2.0      | .4            | 19.6               | 6.5                 | 14.8                           | 2.5      | 2.0        |  |
| Search not reported.....                                | 1.7                  | -      | 1.7    | .1                           | -            | -                 | .1       | .7                        | .1       | .3            | 1.7                | .8                  | 1.3                            | .3       | .1         |  |
| <b>Recent Mover Comparison to Previous Home</b>         |                      |        |        |                              |              |                   |          |                           |          |               |                    |                     |                                |          |            |  |
| Better home.....  | 43.9                 | 14.1   | 29.8   | 4.1                          | -            | .4                | 1.6      | 6.9                       | 2.0      | 1.5           | 43.2               | 6.8                 | 23.9                           | 7.8      | 10.5       |  |
| Worse home.....   | 23.1                 | 1.4    | 21.7   | 1.3                          | .1           | 1.1               | 1.5      | 4.4                       | 1.1      | 1.2           | 22.9               | 5.1                 | 13.0                           | 5.3      | 3.5        |  |
| About the same.....                                     | 26.8                 | 4.7    | 22.2   | 2.3                          | -            | .6                | .7       | 4.6                       | 1.2      | 1.9           | 25.6               | 4.6                 | 15.1                           | 6.8      | 3.4        |  |
| Not reported.....                                       | .6                   | .4     | .2     | -                            | -            | -                 | .1       | .3                        | -        | -             | .4                 | -                   | .1                             | .2       | .1         |  |
| <b>Recent Mover Comparison to Previous Neighborhood</b> |                      |        |        |                              |              |                   |          |                           |          |               |                    |                     |                                |          |            |  |
| Better neighborhood.....                                | 34.4                 | 11.1   | 23.3   | 2.5                          | -            | .8                | 1.9      | 6.4                       | 1.4      | 1.3           | 33.4               | 7.6                 | 17.6                           | 7.2      | 7.8        |  |
| Worse neighborhood.....                                 | 18.4                 | 1.4    | 17.0   | 1.2                          | -            | .6                | .8       | 4.5                       | .9       | .2            | 18.1               | 4.5                 | 13.3                           | 3.2      | 1.4        |  |
| About the same.....                                     | 35.6                 | 6.5    | 27.1   | 3.6                          | .1           | .8                | 1.3      | 4.5                       | 1.5      | 2.3           | 32.6               | 4.9                 | 16.6                           | 8.2      | 7.0        |  |
| Same neighborhood.....                                  | 7.5                  | 1.3    | 6.2    | .4                           | -            | -                 | .1       | .7                        | .4       | .9            | 7.5                | 1.5                 | 4.6                            | 1.3      | 1.2        |  |
| Not reported.....                                       | .6                   | .4     | .2     | -                            | -            | .1                | -        | .2                        | -        | .1            | .4                 | -                   | .1                             | .2       | .1         |  |

<sup>1</sup>See back cover for details.

<sup>2</sup>Figures may not add to total because more than one category may apply to a unit.

**Table 2-12. Income Characteristics - Occupied Units**

[Numbers in thousands. For meaning of symbols, see text.]

| Characteristics  | Total occupied units | Tenure        |               | Housing unit characteristics |              |                   |               | Household characteristics |               |               |                    |                     | Selected subareas <sup>1</sup> |               |               |
|--|----------------------|---------------|---------------|------------------------------|--------------|-------------------|---------------|---------------------------|---------------|---------------|--------------------|---------------------|--------------------------------|---------------|---------------|
|  |                      | Owner         | Renter        | New construction 4 yrs       | Mobile homes | Physical problems |               | Black                     | Hispanic      | Elderly (65+) | Moved in past year | Below poverty level | Area one                       | Area two      | Area three    |
|  |                      |               |               |                              |              | Severe            | Mod-erate     |                           |               |               |                    |                     |                                |               |               |
| <b>Total</b> .....   | <b>536.4</b>         | <b>321.9</b>  | <b>214.5</b>  | <b>18.5</b>                  | <b>2.0</b>   | <b>7.2</b>        | <b>14.1</b>   | <b>58.3</b>               | <b>13.6</b>   | <b>108.2</b>  | <b>92.5</b>        | <b>58.1</b>         | <b>244.3</b>                   | <b>133.2</b>  | <b>103.0</b>  |
| <b>Household Income</b>  |                      |               |               |                              |              |                   |               |                           |               |               |                    |                     |                                |               |               |
| Less than \$5,000.....   | 16.8                 | 4.2           | 12.6          | .3                           | -            | .8                | 1.3           | 4.0                       | .8            | 5.3           | 4.6                | 16.8                | 11.2                           | 3.3           | 1.7           |
| \$5,000 to \$9,999.....  | 73.3                 | 20.0          | 53.3          | .8                           | 7            | 2.7               | 3.7           | 20.7                      | 2.7           | 32.7          | 17.2               | 37.1                | 54.2                           | 10.8          | 5.5           |
| \$10,000 to \$14,999.....  | 46.8                 | 20.6          | 26.2          | 1.2                          | 2            | 2.2               | 1.8           | 8.6                       | 1.2           | 19.3          | 9.0                | 3.1                 | 28.6                           | 10.0          | 5.0           |
| \$15,000 to \$19,999.....  | 41.0                 | 16.9          | 24.1          | 1.3                          | 3            | 3                 | 1.6           | 5.7                       | .8            | 11.3          | 8.5                | .9                  | 22.8                           | 10.8          | 4.3           |
| \$20,000 to \$24,999.....  | 51.8                 | 27.7          | 24.1          | .9                           | -            | -                 | 1.4           | 5.7                       | 1.8           | 10.0          | 8.5                | .1                  | 25.6                           | 14.1          | 7.7           |
| \$25,000 to \$29,999.....  | 52.2                 | 30.5          | 21.7          | 1.3                          | 4            | 4                 | .9            | 2.7                       | 1.4           | 9.3           | 10.0               | -                   | 24.1                           | 14.4          | 8.8           |
| \$30,000 to \$34,999.....  | 46.2                 | 30.3          | 15.9          | .9                           | -            | 1.1               | 1.1           | 3.1                       | 1.0           | 7.1           | 7.6                | -                   | 19.7                           | 11.6          | 8.1           |
| \$35,000 to \$39,999.....  | 40.0                 | 30.1          | 9.9           | 1.4                          | -            | 3                 | 3             | 2.4                       | 1.0           | 1.8           | 5.2                | -                   | 16.2                           | 10.7          | 9.2           |
| \$40,000 to \$49,999.....  | 58.8                 | 46.3          | 12.5          | 4.3                          | 4            | 1                 | 1.0           | 2.3                       | 1.5           | 3.9           | 8.4                | -                   | 15.7                           | 15.8          | 17.8          |
| \$50,000 to \$59,999.....  | 43.0                 | 34.5          | 8.5           | 2.7                          | -            | 2                 | .6            | 4                         | 1.0           | 3.0           | 6.6                | -                   | 12.8                           | 12.5          | 12.2          |
| \$60,000 to \$79,999.....  | 37.3                 | 33.2          | 4.1           | 2.0                          | -            | -                 | -             | 1.4                       | .6            | 2.2           | 4.4                | -                   | 8.5                            | 9.1           | 12.7          |
| \$80,000 to \$99,999.....  | 14.3                 | 13.7          | .6            | .6                           | -            | -                 | -             | 1.0                       | -             | .5            | 1.3                | -                   | 2.4                            | 4.5           | 4.9           |
| \$100,000 to \$99,999.....                                       | 6.4                  | 6.4           | -             | .2                           | -            | -                 | -             | -                         | -             | 1.2           | .2                 | -                   | 1.1                            | 2.9           | 1.7           |
| \$120,000 or more.....   | 6.4                  | 7.5           | .9            | .6                           | -            | -                 | -             | 2                         | -             | .8            | 1.2                | -                   | 1.1                            | 2.5           | 3.3           |
| <b>Median</b> .....  | <b>28 686</b>        | <b>36 775</b> | <b>19 155</b> | <b>42 655</b>                | <b>-</b>     | <b>10 282</b>     | <b>15 859</b> | <b>12 589</b>             | <b>23 972</b> | <b>14 201</b> | <b>24 136</b>      | <b>6 651</b>        | <b>21 044</b>                  | <b>31 335</b> | <b>40 672</b> |
| <b>As percent of poverty level:</b>                              |                      |               |               |                              |              |                   |               |                           |               |               |                    |                     |                                |               |               |
| Less than 50 percent.....  | 12.4                 | 3.5           | 9.0           | .2                           | -            | 4                 | 1.0           | 4.4                       | 1.2           | 2.4           | 3.9                | 12.4                | 8.6                            | 2.2           | 1.2           |
| 50 to 99.....  | 45.7                 | 6.9           | 38.7          | .3                           | -            | 2.7               | 3.9           | 18.3                      | 2.2           | 8.5           | 14.5               | 45.7                | 38.4                           | 3.9           | 2.5           |
| 100 to 149.....  | 48.3                 | 17.6          | 28.7          | .9                           | 5            | 6                 | 1.6           | 7.1                       | 1.2           | 24.4          | 6.2                | -                   | 28.9                           | 8.6           | 5.8           |
| 150 to 199.....  | 46.9                 | 24.0          | 22.9          | 1.2                          | 2            | 1.9               | 1.0           | 6.7                       | 1.4           | 18.5          | 9.3                | -                   | 25.9                           | 12.4          | 4.2           |
| 200 percent or more.....   | 385.2                | 269.9         | 115.3         | 15.9                         | 1.3          | 1.7               | 6.7           | 20.8                      | 7.7           | 54.5          | 58.6               | -                   | 142.4                          | 106.1         | 89.4          |
| <b>Income of Families and Primary Individuals</b>                |                      |               |               |                              |              |                   |               |                           |               |               |                    |                     |                                |               |               |
| Less than \$5,000.....   | 19.4                 | 4.4           | 15.0          | .3                           | -            | .8                | 1.3           | 4.3                       | 1.0           | 5.4           | 6.4                | 17.2                | 13.4                           | 3.7           | 1.8           |
| \$5,000 to \$9,999.....  | 75.8                 | 20.3          | 55.5          | .8                           | 7            | 2.8               | 4.1           | 21.3                      | 3.0           | 32.7          | 18.1               | 36.7                | 56.2                           | 11.1          | 5.5           |
| \$10,000 to \$14,999.....  | 48.0                 | 20.9          | 26.1          | 1.2                          | 2            | 2.1               | 1.8           | 8.5                       | 1.0           | 19.5          | 10.4               | 3.1                 | 29.2                           | 10.9          | 5.3           |
| \$15,000 to \$19,999.....  | 43.9                 | 17.3          | 26.6          | 1.6                          | 3            | 3                 | 1.7           | 5.4                       | .9            | 11.3          | 10.4               | .9                  | 24.2                           | 11.7          | 4.8           |
| \$20,000 to \$24,999.....  | 52.0                 | 26.7          | 23.3          | .8                           | -            | -                 | 1.2           | 5.9                       | 1.8           | 10.1          | 7.5                | .1                  | 25.7                           | 14.0          | 7.8           |
| \$25,000 to \$29,999.....  | 54.1                 | 31.5          | 22.6          | 1.6                          | 4            | 4                 | 1.4           | 3.0                       | 1.3           | 9.2           | 10.9               | -                   | 24.9                           | 14.7          | 9.6           |
| \$30,000 to \$34,999.....  | 44.5                 | 30.0          | 14.5          | 1.1                          | -            | 1                 | 1.0           | 2.4                       | 1.0           | 7.1           | 8.7                | -                   | 18.1                           | 11.5          | 8.1           |
| \$35,000 to \$39,999.....  | 39.3                 | 30.2          | 9.0           | 1.1                          | -            | 3                 | 3             | 2.4                       | 1.0           | 1.6           | 4.5                | -                   | 15.9                           | 10.2          | 9.0           |
| \$40,000 to \$49,999.....  | 55.3                 | 46.1          | 9.1           | 4.2                          | 4            | 1                 | .8            | 2.2                       | 1.2           | 3.8           | 6.8                | -                   | 14.1                           | 15.0          | 16.9          |
| \$50,000 to \$59,999.....  | 39.6                 | 33.4          | 6.2           | .8                           | -            | 2                 | .3            | 4                         | .9            | 2.8           | 4.5                | -                   | 10.6                           | 12.3          | 11.8          |
| \$60,000 to \$79,999.....  | 35.8                 | 32.8          | 3.0           | 1.9                          | -            | 2                 | 1.5           | .6                        | .6            | 2.2           | 3.8                | -                   | 7.6                            | 8.6           | 12.5          |
| \$80,000 to \$99,999.....  | 13.2                 | 12.6          | .6            | .6                           | -            | -                 | -             | .8                        | -             | .5            | 1.1                | -                   | 2.2                            | 3.9           | 4.9           |
| \$100,000 to \$119,999.....                                      | 6.2                  | 6.2           | -             | .6                           | -            | -                 | -             | -                         | -             | 1.2           | .2                 | -                   | 1.1                            | 2.9           | 1.5           |
| \$120,000 or more.....   | 6.4                  | 7.5           | .9            | .6                           | -            | -                 | -             | 2                         | -             | .8            | 1.2                | -                   | 1.1                            | 2.5           | 3.3           |
| <b>Median</b> .....  | <b>27 602</b>        | <b>36 306</b> | <b>16 634</b> | <b>42 044</b>                | <b>-</b>     | <b>9 976</b>      | <b>14 670</b> | <b>12 084</b>             | <b>22 573</b> | <b>14 123</b> | <b>20 573</b>      | <b>6 617</b>        | <b>19 826</b>                  | <b>30 188</b> | <b>39 702</b> |
| <b>Income Sources of Families and Primary Individuals</b>        |                      |               |               |                              |              |                   |               |                           |               |               |                    |                     |                                |               |               |
| Wages and salaries.....  | 403.0                | 253.5         | 149.5         | 15.9                         | 1.4          | 4.5               | 8.9           | 35.7                      | 11.4          | 24.8          | 74.0               | 17.5                | 164.2                          | 101.7         | 88.4          |
| Wages and salaries were majority of income ..                    | 369.1                | 231.3         | 137.8         | 15.1                         | 1.2          | 4.0               | 7.3           | 31.6                      | 10.4          | 13.5          | 70.0               | 11.7                | 151.0                          | 91.7          | 82.2          |
| 2 or more people each earned over 20% of wages and salaries..... | 136.8                | 102.2         | 34.4          | 5.6                          | 4            | .8                | 1.4           | 11.6                      | 4.8           | 4.1           | 19.3               | 2.1                 | 50.7                           | 32.8          | 34.7          |
| Business, farm, or ranch.....                                    | 51.1                 | 44.0          | 7.1           | 2.6                          | -            | 2                 | .7            | 1.2                       | -             | 5.0           | 5.7                | 1.3                 | 10.1                           | 14.8          | 15.9          |
| Social security or pensions.....                                 | 159.8                | 108.3         | 51.5          | 4.0                          | .9           | 1.3               | 2.3           | 11.4                      | 1.5           | 105.4         | 9.3                | 18.3                | 78.7                           | 43.1          | 23.7          |
| Interest or dividend(s).....                                     | 160.9                | 131.3         | 29.7          | 5.9                          | 4            | 3                 | 1.5           | 2.4                       | .8            | 61.7          | 11.5               | 4.9                 | 51.8                           | 52.6          | 38.3          |
| Rental income.....   | 62.9                 | 57.4          | 5.5           | 2.1                          | -            | 2                 | 1.5           | 5.6                       | 1.1           | 13.3          | 7.0                | 1.9                 | 28.1                           | 16.3          | 10.8          |
| With lodger(s).....  | 5.2                  | 3.0           | 2.2           | .3                           | -            | -                 | .4            | 2                         | -             | 1             | 1.5                | -                   | 2.0                            | 1.7           | 1.3           |
| Welfare or SSI.....  | 45.6                 | 7.1           | 38.5          | .3                           | -            | 2.3               | 4.6           | 22.1                      | 2.4           | 6.0           | 14.6               | 29.3                | 37.5                           | 3.3           | 3.6           |
| Alimony or child support.....                                    | 22.2                 | 10.4          | 11.7          | .6                           | -            | 2                 | 1.7           | 4.0                       | .6            | 4.7           | 4.4                | 4.4                 | 11.4                           | 4.8           | 4.6           |
| Other.....   | 46.1                 | 26.7          | 19.4          | 1.1                          | 2            | .7                | 1.7           | 3.7                       | 1.4           | 1.6           | 8.2                | 3.2                 | 19.8                           | 11.5          | 9.2           |
| <b>Amount of Savings and Investments</b>                         |                      |               |               |                              |              |                   |               |                           |               |               |                    |                     |                                |               |               |
| Income of \$25,000 or less.....                                  | 248.9                | 96.2          | 152.7         | 4.8                          | 1.2          | 6.0               | 10.6          | 45.4                      | 8.0           | 81.7          | 54.9               | 58.1                | 152.5                          | 54.5          | 26.1          |
| No savings or investments.....                                   | 96.1                 | 17.6          | 78.6          | 2.0                          | -            | 3.9               | 6.3           | 32.8                      | 5.7           | 13.0          | 31.1               | 39.5                | 72.0                           | 11.0          | 7.9           |
| \$25,000 or less.....  | 103.8                | 46.1          | 57.8          | 1.9                          | 1.1          | 1.5               | 3.1           | 10.7                      | 1.9           | 39.5          | 19.4               | 12.7                | 57.3                           | 26.4          | 10.7          |
| More than \$25,000.....  | 33.0                 | 23.5          | 9.5           | .4                           | .1           | .4                | .3            | 2                         | -             | 22.2          | 1.9                | 2.8                 | 15.8                           | 12.4          | 3.9           |
| Not reported.....  | 16.0                 | 8.0           | 8.0           | .4                           | -            | 2                 | .8            | 1.6                       | .4            | 7.0           | 2.5                | 3.0                 | 7.3                            | 4.5           | 3.6           |
| <b>Food Stamps</b>   |                      |               |               |                              |              |                   |               |                           |               |               |                    |                     |                                |               |               |
| Income of \$25,000 or less.....                                  | 248.9                | 96.2          | 152.7         | 4.8                          | 1.2          | 6.0               | 10.6          | 45.4                      | 8.0           | 81.7          | 54.9               | 58.1                | 152.5                          | 54.5          | 26.1          |
| Family members received food stamps.....                         | 37.3                 | 3.4           | 33.9          | .3                           | -            | 2.4               | 4.6           | 18.8                      | 2.9           | 1.9           | 14.2               | 28.0                | 31.9                           | 3.0           | 1.6           |
| Did not receive food stamps.....                                 | 204.7                | 89.2          | 115.5         | 4.2                          | 1.2          | 3.6               | 5.8           | 25.7                      | 4.7           | 77.4          | 39.3               | 29.2                | 118.5                          | 48.8          | 22.4          |
| Not reported.....  | 6.8                  | 3.5           | 3.3           | .3                           | -            | -                 | -             | .9                        | .4            | 2.4           | 1.3                | .9                  | 2.1                            | 2.6           | 2.1           |
| <b>Rent Reductions</b>   |                      |               |               |                              |              |                   |               |                           |               |               |                    |                     |                                |               |               |
| No subsidy or income reporting.....                              | 187.4                | -             | 187.4         | 5.6                          | -            | 6.4               | 9.5           | 33.4                      | 7.5           | 24.7          | 66.9               | 34.9                | 111.4                          | 43.5          | 21.9          |
| Rent control.....  | -                    | -             | -             | -                            | -            | -                 | -             | -                         | -             | -             | -                  | -                   | -                              | -             | -             |
| No rent control.....   | 187.4                | -             | 187.4         | 5.6                          | -            | 6.4               | 9.5           | 33.4                      | 7.5           | 24.7          | 66.9               | 34.9                | 111.4                          | 43.5          | 21.9          |
| Reduced by owner.....  | 13.2                 | -             | 13.2          | .1                           | -            | .4                | .4            | 2.5                       | .7            | 2.1           | 2.6                | 1.6                 | 6.9                            | 4.6           | .9            |
| Not reduced by owner.....  | 173.2                | -             | 173.2         | 5.6                          | -            | 6.0               | 9.1           | 30.9                      | 6.8           | 22.3          | 63.8               | 33.0                | 104.0                          | 38.8          | 20.6          |
| Owner reduction not reported.....                                | 1.1                  | -             | 1.1           | -                            | -            | -                 | -             | -                         | -             | -             | -                  | -                   | -                              | -             | -             |
| Rent control not reported.....                                   | -                    | -             | -             | -                            | -            | -                 | -             | -                         | -             | -             | -                  | -                   | -                              | -             | -             |
| Owned by public housing authority.....                           | 10.2                 | -             | 10.2          | .6                           | -            | .1                | 1.0           | 3.8                       | .2            | 3.3           | 2.4                | 4.0                 | 8.8                            | .4            | .7            |
| Other, Federal subsidy.....                                      | 11.7                 | -             | 11.7          | .3                           | -            | .1                | 3.0           | 2                         | .2            | 5.8           | 2.3                | 6.0                 | 7.7                            | 2.9           | 1.0           |
| Other, State or local subsidy.....                               | 1.7                  | -             | 1.7           | -                            | -            | -                 | .1            | -                         | -             | .7            | 1.3                | 1.3                 | 1.3                            | .4            | .3            |
| Other, income verification.....                                  | 2.6                  | -             | 2.6           | .3                           | -            | -                 | -             | .4                        | .3            | 1.0           | .4                 | 1.1                 | 1.9                            | .4            | .3            |
| Subsidy or income verification not reported.....                 | .9                   | -             | .9            | -                            | -            | -                 | -             | -                         | .1            | .3            | .3                 | .5                  | .5                             | .1            | .3            |

<sup>1</sup>See back cover for details.

Table 2-13. Selected Housing Costs - Occupied Units

[Numbers in thousands. For meaning of symbols, see text.]

| Characteristics   | Total occupied units | Tenure       |              | Housing unit characteristics |              |                   |             | Household characteristics |             |               |                    |                     | Selected subareas <sup>1</sup> |              |              |
|---|----------------------|--------------|--------------|------------------------------|--------------|-------------------|-------------|---------------------------|-------------|---------------|--------------------|---------------------|--------------------------------|--------------|--------------|
|   |                      | Owner        | Renter       | New construction 4 yrs       | Mobile homes | Physical problems |             | Black                     | Hispanic    | Elderly (65+) | Moved in past year | Below poverty level | Area one                       | Area two     | Area three   |
|   |                      |              |              |                              |              | Severe            | Moderate    |                           |             |               |                    |                     |                                |              |              |
| <b>Total</b> .....  | <b>636.4</b>         | <b>321.9</b> | <b>214.5</b> | <b>18.5</b>                  | <b>2.0</b>   | <b>7.2</b>        | <b>14.1</b> | <b>58.3</b>               | <b>13.6</b> | <b>108.2</b>  | <b>92.5</b>        | <b>58.1</b>         | <b>244.3</b>                   | <b>133.2</b> | <b>103.0</b> |
| <b>Monthly Housing Costs</b>  |                      |              |              |                              |              |                   |             |                           |             |               |                    |                     |                                |              |              |
| Less than \$100.....  | 1.2                  | .2           | 1.1          | -                            | -            | .1                | -           | .4                        | .1          | .8            | .4                 | .8                  | .9                             | .1           | .1           |
| \$100 to \$199.....   | 24.8                 | 7.7          | 17.2         | 1.1                          | .1           | 1.7               | 1.2         | 5.3                       | .8          | 13.0          | 4.0                | 9.5                 | 18.6                           | 2.4          | 2.3          |
| \$200 to \$249.....   | 25.2                 | 17.1         | 8.0          | -                            | .1           | 1.1               | 1.0         | 2.3                       | .8          | 12.1          | 3.1                | 2.9                 | 13.4                           | 5.9          | 3.0          |
| \$250 to \$299.....   | 51.0                 | 33.5         | 17.5         | .7                           | .7           | .7                | 2.1         | 4.8                       | 1.3         | 21.5          | 6.3                | 6.6                 | 28.7                           | 10.8         | 6.7          |
| \$300 to \$349.....   | 58.2                 | 33.9         | 24.2         | .9                           | .4           | .7                | 1.3         | 6.3                       | 1.1         | 18.9          | 6.7                | 7.4                 | 28.5                           | 17.7         | 7.4          |
| \$350 to \$399.....   | 48.5                 | 21.0         | 28.5         | .4                           | .2           | .6                | 2.3         | 6.8                       | 2.1         | 11.1          | 10.9               | 7.9                 | 29.2                           | 9.7          | 5.8          |
| \$400 to \$449.....   | 46.5                 | 16.6         | 29.9         | .8                           | -            | .6                | 2.1         | 9.3                       | 1.6         | 7.8           | 9.8                | 7.3                 | 28.4                           | 9.4          | 4.8          |
| \$450 to \$499.....   | 40.9                 | 13.4         | 27.5         | .1                           | .1           | .4                | .7          | 6.3                       | 1.5         | 5.2           | 8.7                | 5.5                 | 20.5                           | 11.5         | 5.9          |
| \$500 to \$599.....   | 59.6                 | 27.8         | 31.9         | 3.2                          | .2           | .3                | .9          | 6.1                       | 1.3         | 6.1           | 16.0               | 5.2                 | 24.7                           | 16.9         | 12.2         |
| \$600 to \$699.....   | 46.3                 | 29.7         | 16.7         | 2.7                          | .1           | .9                | 1.1         | 4.3                       | .8          | 3.8           | 10.7               | 1.9                 | 18.4                           | 12.0         | 9.6          |
| \$700 to \$799.....   | 33.7                 | 28.9         | 4.8          | 1.2                          | .1           | .1                | .4          | 3.2                       | .3          | 1.6           | 4.1                | .5                  | 10.6                           | 9.8          | 8.1          |
| \$800 to \$899.....   | 38.5                 | 36.0         | 2.5          | 2.5                          | -            | -                 | .2          | 1.4                       | .4          | 2.7           | 4.0                | .8                  | 6.9                            | 10.8         | 16.0         |
| \$1,000 to \$1,249.....   | 19.0                 | 18.1         | .9           | 2.5                          | -            | -                 | .4          | .4                        | .4          | 1.0           | 2.8                | .2                  | 2.5                            | 5.7          | 7.5          |
| \$1,250 to \$1,499.....   | 7.1                  | 6.6          | .5           | 1.2                          | -            | -                 | .1          | .6                        | -           | -             | 1.8                | .4                  | 1.4                            | 1.3          | 3.6          |
| \$1,500 or more.....  | 6.4                  | 6.3          | .1           | .9                           | -            | -                 | -           | -                         | -           | -             | .9                 | -                   | .8                             | 2.5          | 2.4          |
| No cash rent.....   | 3.2                  | -            | 3.2          | -                            | -            | -                 | -           | -                         | -           | .6            | .9                 | -                   | .8                             | 2.5          | 2.4          |
| Mortgage payment not reported.....  | 25.1                 | 25.1         | -            | .9                           | -            | -                 | -           | .5                        | .3          | .9            | .7                 | .4                  | 1.5                            | .4           | .6           |
| Median (excludes no cash rent).....   | 447                  | 518          | 415          | 683                          | -            | 299               | 378         | 415                       | 404         | 315           | 472                | 357                 | 396                            | 482          | 596          |
| <b>Median Monthly Housing Costs For Owners</b>                                  |                      |              |              |                              |              |                   |             |                           |             |               |                    |                     |                                |              |              |
| Monthly costs including all mortgages plus maintenance costs.....               | 547                  | 547          | -            | 930                          | -            | -                 | -           | 559                       | 547         | 318           | 782                | 330                 | 460                            | 538          | 706          |
| Monthly costs excluding 2nd and subsequent mortgages and maintenance costs..... | 506                  | 506          | -            | 878                          | -            | -                 | -           | 523                       | 467         | 308           | 757                | 323                 | 422                            | 500          | 655          |
| <b>Monthly Housing Costs as Percent of Income</b>                               |                      |              |              |                              |              |                   |             |                           |             |               |                    |                     |                                |              |              |
| Less than 5 percent.....  | 5.1                  | 4.6          | .4           | .5                           | -            | -                 | -           | -                         | -           | 1.2           | .3                 | -                   | 1.4                            | 1.2          | 1.6          |
| 5 to 9 percent.....   | 42.9                 | 38.4         | 4.5          | 1.0                          | .2           | .2                | .8          | 1.7                       | .7          | 8.1           | 2.7                | -                   | 13.7                           | 11.8         | 9.4          |
| 10 to 14 percent.....   | 71.5                 | 52.1         | 19.3         | 1.5                          | -            | .2                | 1.1         | 3.2                       | 1.1         | 11.3          | 8.1                | -                   | 28.8                           | 19.0         | 14.0         |
| 15 to 19 percent.....   | 80.2                 | 50.3         | 29.8         | 2.4                          | .5           | .8                | 2.2         | 5.6                       | 2.1         | 12.9          | 11.7               | .2                  | 31.4                           | 23.6         | 18.1         |
| 20 to 24 percent.....   | 80.0                 | 51.4         | 28.6         | 3.5                          | .1           | 1.4               | 1.3         | 5.2                       | 2.7         | 13.2          | 11.2               | 1.4                 | 31.7                           | 20.8         | 19.5         |
| 25 to 29 percent.....   | 86.9                 | 36.8         | 30.1         | 3.2                          | .3           | .6                | 1.7         | 9.8                       | .7          | 13.1          | 14.2               | 5.0                 | 30.4                           | 17.2         | 14.0         |
| 30 to 34 percent.....   | 37.9                 | 21.2         | 16.7         | 2.2                          | .3           | .4                | .4          | 3.7                       | .6          | 9.6           | 8.5                | 1.4                 | 18.4                           | 8.3          | 6.2          |
| 35 to 39 percent.....   | 20.4                 | 10.0         | 10.4         | .5                           | -            | .3                | 1.0         | 3.0                       | .6          | 4.3           | 4.2                | 1.2                 | 11.1                           | 4.1          | 3.7          |
| 40 to 49 percent.....   | 30.7                 | 13.1         | 17.6         | 1.2                          | .6           | .5                | .8          | 4.3                       | 1.3         | 11.4          | 6.4                | 5.5                 | 18.6                           | 6.0          | 4.2          |
| 50 to 59 percent.....   | 17.6                 | 6.4          | 11.3         | .7                           | -            | .7                | 1.2         | 3.2                       | .3          | 7.3           | 5.3                | 5.9                 | 11.2                           | 4.2          | 1.6          |
| 60 to 69 percent.....   | 16.7                 | 3.8          | 12.9         | .3                           | -            | .9                | 1.1         | 6.4                       | .7          | 4.6           | 5.2                | 10.0                | 11.3                           | 3.2          | 1.4          |
| 70 to 99 percent.....   | 19.7                 | 4.6          | 15.0         | .3                           | -            | .9                | 1.4         | 6.5                       | 1.0         | 4.9           | 5.2                | 12.8                | 14.7                           | 2.8          | 1.3          |
| 100 percent or more <sup>2</sup> .....  | 15.6                 | 3.4          | 12.2         | .5                           | -            | .1                | .9          | 4.4                       | .5          | 3.9           | 6.0                | 11.1                | 9.6                            | 3.3          | 2.2          |
| Zero or negative income.....  | 3.1                  | .9           | 2.2          | -                            | -            | .1                | .3          | .7                        | .2          | 1.0           | 2.6                | 2.2                 | .7                             | .2           | .2           |
| No cash rent.....   | 3.2                  | -            | 3.2          | -                            | -            | -                 | -           | .5                        | .3          | .9            | .7                 | .4                  | 1.5                            | .4           | .6           |
| Mortgage payment not reported.....  | 24.8                 | 24.8         | -            | .9                           | -            | -                 | .2          | .3                        | .8          | 1.2           | 1.7                | .5                  | 8.2                            | 6.5          | 6.9          |
| Median (excludes 3 previous lines).....   | 23                   | 20           | 29           | 25                           | -            | 33                | 30          | 34                        | 24          | 27            | 29                 | 67                  | 27                             | 22           | 22           |
| <b>Rent Paid by Lodgers</b>   |                      |              |              |                              |              |                   |             |                           |             |               |                    |                     |                                |              |              |
| Lodgers in housing units.....   | 5.2                  | 3.0          | 2.2          | .3                           | -            | -                 | .4          | .2                        | .1          | .1            | 1.5                | -                   | 2.0                            | 1.7          | 1.3          |
| Less than \$100 per month.....  | .8                   | .5           | .1           | -                            | -            | -                 | .2          | .2                        | -           | .1            | .1                 | -                   | .5                             | .1           | -            |
| \$100 to \$199.....   | 1.8                  | .6           | 1.2          | -                            | -            | -                 | -           | -                         | -           | -             | .5                 | -                   | .8                             | .4           | .4           |
| \$200 to \$299.....   | 1.6                  | .9           | .7           | .3                           | -            | -                 | -           | -                         | .1          | -             | .6                 | -                   | .3                             | .7           | .6           |
| \$300 to \$399.....   | .5                   | .4           | .1           | -                            | -            | -                 | .1          | -                         | -           | -             | .1                 | -                   | .2                             | .2           | .1           |
| \$400 or more per month.....  | -                    | -            | -            | -                            | -            | -                 | -           | -                         | -           | -             | -                  | -                   | -                              | -            | -            |
| Not reported.....   | .7                   | .6           | .1           | -                            | -            | -                 | -           | -                         | -           | -             | -                  | -                   | -                              | -            | -            |
| Median.....   | 192                  | -            | -            | -                            | -            | -                 | -           | -                         | -           | .1            | .2                 | -                   | .2                             | .3           | .2           |
| <b>Monthly Cost Paid for Electricity</b>  |                      |              |              |                              |              |                   |             |                           |             |               |                    |                     |                                |              |              |
| Electricity used.....   | 536.4                | 321.9        | 214.5        | 18.5                         | 2.0          | 7.2               | 14.1        | 58.3                      | 13.6        | 108.2         | 92.5               | 58.1                | 244.3                          | 133.2        | 103.0        |
| Less than \$25.....   | 99.3                 | 26.9         | 72.4         | 2.4                          | .3           | 1.4               | 3.9         | 10.5                      | 3.7         | 29.0          | 26.9               | 14.4                | 65.9                           | 21.5         | 7.9          |
| \$25 to \$49.....   | 222.8                | 143.1        | 79.7         | 8.7                          | 1.4          | 4.6               | 23.3        | 6.2                       | 45.6        | 35.4          | 22.4               | 104.7               | 59.5                           | 36.8         | 38.8         |
| \$50 to \$74.....   | 127.6                | 101.9        | 25.7         | 4.3                          | .3           | .6                | 2.4         | 12.0                      | 2.4         | 19.1          | 14.8               | 9.3                 | 38.3                           | 33.7         | 37.5         |
| \$75 to \$99.....   | 35.5                 | 29.4         | 6.0          | 1.9                          | -            | .2                | 1.0         | 3.8                       | .2          | 4.5           | 3.3                | 2.4                 | 10.1                           | 9.4          | 10.0         |
| \$100 to \$149.....   | 18.5                 | 14.4         | 4.1          | .8                           | -            | .4                | .5          | 2.4                       | .6          | 1.7           | 2.0                | 1.7                 | 5.8                            | 3.4          | 6.7          |
| \$150 to \$199.....   | 3.8                  | 3.6          | .2           | -                            | -            | -                 | .6          | -                         | -           | .5            | -                  | .3                  | .6                             | .9           | 1.3          |
| \$200 or more.....  | 2.2                  | 1.8          | .5           | .2                           | -            | -                 | .1          | -                         | -           | .1            | .4                 | .2                  | .3                             | .4           | .8           |
| Median.....   | 42                   | 48           | 32           | 44                           | -            | 35                | 38          | 42                        | 37          | 31            | 35                 | 37                  | 36                             | 43           | 54           |
| Included in rent, other fee, or obtained free.....                              | 26.6                 | .9           | 25.8         | .6                           | -            | 3.3               | 1.7         | 5.5                       | .4          | 8.8           | 9.7                | 7.4                 | 18.7                           | 4.7          | 2.2          |
| <b>Monthly Cost Paid for Piped Gas</b>  |                      |              |              |                              |              |                   |             |                           |             |               |                    |                     |                                |              |              |
| Piped gas used.....   | 466.0                | 279.7        | 188.3        | 14.2                         | 1.9          | 6.8               | 13.6        | 55.0                      | 12.4        | 90.7          | 79.3               | 53.0                | 228.2                          | 116.5        | 81.6         |
| Less than \$25.....   | 43.3                 | 17.7         | 25.6         | 2.3                          | .8           | 2.0               | 5.2         | .6                        | .6          | 10.1          | 13.8               | 5.2                 | 24.7                           | 10.6         | 6.0          |
| \$25 to \$49.....   | 86.2                 | 50.0         | 36.2         | 3.9                          | .9           | .5                | 2.2         | 5.9                       | 2.7         | 18.1          | 15.7               | 8.5                 | 42.9                           | 24.3         | 12.7         |
| \$50 to \$74.....   | 154.9                | 115.7        | 39.2         | 5.0                          | .9           | .5                | 2.6         | 11.1                      | 3.5         | 31.4          | 17.4               | 12.7                | 67.7                           | 40.7         | 30.5         |
| \$75 to \$99.....   | 73.5                 | 56.3         | 17.2         | 1.7                          | .1           | .5                | 2.1         | 8.8                       | 1.5         | 11.5          | 7.8                | 6.5                 | 28.9                           | 17.7         | 18.3         |
| \$100 to \$149.....   | 43.2                 | 30.7         | 12.4         | .2                           | -            | .7                | 1.2         | 10.2                      | 2.1         | 6.0           | 5.8                | 6.0                 | 22.7                           | 8.2          | 8.4          |
| \$150 to \$199.....   | 7.7                  | 5.2          | 2.4          | -                            | -            | .2                | .6          | 2.9                       | .2          | .6            | .8                 | 1.7                 | 4.9                            | 1.4          | .8           |
| \$200 or more.....  | 4.9                  | 3.3          | 1.6          | .2                           | -            | .4                | .2          | 2.0                       | .2          | .8            | .5                 | .9                  | 3.8                            | .2           | .7           |
| Median.....   | 62                   | 66           | 54           | 52                           | -            | 71                | 63          | 77                        | 65          | 59            | 52                 | 64                  | 61                             | 60           | 66           |
| Included in rent, other fee, or obtained free.....                              | 52.4                 | .7           | 51.7         | 1.2                          | -            | 3.4               | 2.4         | 8.9                       | 1.5         | 12.1          | 17.8               | 11.3                | 32.8                           | 13.3         | 4.5          |
| <b>Average Monthly Cost Paid for Fuel Oil</b>                                   |                      |              |              |                              |              |                   |             |                           |             |               |                    |                     |                                |              |              |
| Fuel oil used.....  | 78.7                 | 50.4         | 28.3         | .3                           | -            | 1.6               | 2.2         | 6.1                       | 1.3         | 20.2          | 13.2               | 7.4                 | 29.5                           | 20.1         | 16.9         |
| Less than \$25.....   | 8.7                  | 3.8          | 4.8          | .1                           | -            | .4                | .3          | .6                        | .3          | 1.5           | 2.6                | 1.1                 | 4.5                            | 1.8          | 1.5          |
| \$25 to \$49.....   | 26.6                 | 16.5         | 10.1         | .1                           | -            | .5                | .7          | 1.5                       | .8          | 6.4           | 5.8                | 2.0                 | 10.5                           | 6.6          | 5.7          |
| \$50 to \$74.....   | 23.1                 | 18.8         | 4.3          | -                            | -            | .2                | .3          | 1.1                       | .3          | 7.2           | 1.1                | 1.6                 | 6.3                            | 6.3          | 6.4          |
| \$75 to \$99.....   | 10.0                 | 5.8          | 4.3          | -                            | -            | .2                | .2          | 1.0                       | -           | 2.6           | 1.6                | 1.4                 | 3.6                            | 3.2          | 1.8          |
| \$100 to \$149.....   | 4.7                  | 4.3          | .4           | -                            | -            | .2                | .2          | .8                        | -           | 1.6           | .3                 | .4                  | 1.0                            | 1.6          | 1.2          |
| \$150 to \$199.....   | .3                   | .3           | -            | -                            | -            | -                 | -           | .2                        | -           | .1            | -                  | -                   | .2                             | -            | .2           |
| \$200 or more.....  | .2                   | .2           | -            | -                            | -            | -                 | -           | -                         | -           | -             | -                  | -                   | -                              | -            | .2           |
| Median.....   | 52                   | 58           | 43           | 52                           | -            | 71                | 63          | 77                        | 65          | 59            | 52                 | 64                  | 61                             | 60           | 66           |
| Included in rent, other fee, or obtained free.....                              | 5.2                  | .7           | 4.5          | -                            | -            | .3                | .5          | 1.1                       | .1          | .7            | .9                 | 1.0                 | 3.4                            | .8           | .4           |
| <b>Property Insurance</b>   |                      |              |              |                              |              |                   |             |                           |             |               |                    |                     |                                |              |              |
| Property insurance paid.....  | 399.5                | 315.2        | 84.3         | 15.8                         | 2.0          | 1.3               | 4.0         | 20.6                      | 7.0         | 87.5          | 42.3               | 15.1                | 147.5                          | 110.5        | 81.0         |

**Table 2-13. Selected Housing Costs - Occupied Units—Con.**

[Numbers in thousands. For meaning of symbols, see text.]

| Characteristics  | Total occupied units | Tenure |        | Housing unit characteristics |              |                   |           | Household characteristics |          |               |                    |                     | Selected subareas <sup>1</sup> |          |            |
|--|----------------------|--------|--------|------------------------------|--------------|-------------------|-----------|---------------------------|----------|---------------|--------------------|---------------------|--------------------------------|----------|------------|
|  |                      | Owner  | Renter | New construction 4 yrs       | Mobile homes | Physical problems |           | Black                     | Hispanic | Elderly (65+) | Moved in past year | Below poverty level | Area one                       | Area two | Area three |
|  |                      |        |        |                              |              | Severe            | Mod-erate |                           |          |               |                    |                     |                                |          |            |
| <b>Monthly Costs Paid for Selected Utilities and Fuels</b> |                      |        |        |                              |              |                   |           |                           |          |               |                    |                     |                                |          |            |
| Water paid separately                                      | 278.9                | 263.8  | 15.0   | 8.1                          | .8           | .8                | 3.4       | 17.6                      | 5.0      | 64.1          | 19.2               | 10.9                | 110.2                          | 80.8     | 62.0       |
| Median   | 18                   | 18     | 18     | 24                           | —            | —                 | —         | 19                        | 18       | 16            | 17                 | 16                  | 18                             | 18       | 22         |
| Trash paid separately                                      | 58.9                 | 56.5   | 2.3    | 3.1                          | —            | —                 | .8        | —                         | .8       | 6.7           | 5.7                | .6                  | —                              | 6.4      | 41.0       |
| Median   | 10                   | 10     | —      | —                            | —            | —                 | —         | —                         | —        | 10            | 10                 | —                   | —                              | 10       | 10         |
| Bottled gas paid separately                                | 6.8                  | 5.8    | 1.1    | .6                           | .1           | .2                | —         | —                         | .3       | 1.1           | .6                 | .5                  | .1                             | .6       | 2.9        |
| Median   | 5.9                  | 5.8    | —      | —                            | —            | —                 | —         | —                         | —        | 3.5           | .9                 | .5                  | 2.5                            | 5.5      | 6.9        |
| Other fuel paid separately                                 | 20.1                 | 17.6   | 2.4    | 1.7                          | —            | .2                | .1        | .1                        | —        | —             | —                  | —                   | —                              | 10       | 10         |
| Median   | 10                   | 10     | —      | —                            | —            | —                 | —         | —                         | —        | —             | —                  | —                   | —                              | —        | —          |
| <b>OWNER OCCUPIED UNITS</b>                                |                      |        |        |                              |              |                   |           |                           |          |               |                    |                     |                                |          |            |
| Total  | 321.9                | 321.9  | —      | 11.5                         | 2.0          | .7                | 3.4       | 16.8                      | 5.3      | 73.0          | 19.6               | 10.4                | 112.7                          | 85.6     | 78.8       |
| <b>Cost and Ownership Sharing</b>                          |                      |        |        |                              |              |                   |           |                           |          |               |                    |                     |                                |          |            |
| Ownership shared by person not living here                 | 8.4                  | 8.4    | —      | .3                           | —            | —                 | —         | 1.1                       | .3       | 1.6           | .9                 | .4                  | 5.4                            | 2.0      | .9         |
| Costs shared by person not living here                     | 1.9                  | 1.9    | —      | .2                           | —            | —                 | —         | —                         | —        | .5            | .1                 | .2                  | 1.3                            | .5       | .2         |
| Costs not shared   | 6.5                  | 6.5    | —      | .2                           | —            | —                 | —         | 1.1                       | .3       | 1.0           | .8                 | .2                  | 4.1                            | 1.6      | .8         |
| Cost sharing not reported                                  | —                    | —      | —      | —                            | —            | —                 | —         | —                         | —        | —             | —                  | —                   | —                              | —        | —          |
| Ownership not shared                                       | 311.2                | 311.2  | —      | 11.2                         | 1.9          | .7                | 3.4       | 15.5                      | 4.8      | 70.9          | 18.3               | 9.7                 | 106.1                          | 83.0     | 77.5       |
| Costs shared by person not living here                     | .7                   | .7     | —      | —                            | —            | —                 | —         | .3                        | —        | —             | —                  | —                   | .3                             | .2       | .2         |
| Costs not shared   | 310.0                | 310.0  | —      | 11.2                         | 1.9          | .7                | 3.4       | 15.2                      | 4.8      | 70.9          | 18.3               | 9.7                 | 105.6                          | 82.5     | 77.2       |
| Cost sharing not reported                                  | .5                   | .5     | —      | —                            | —            | —                 | —         | —                         | —        | —             | —                  | —                   | —                              | .3       | .2         |
| Ownership sharing not reported                             | 2.4                  | 2.4    | —      | —                            | .1           | —                 | —         | .3                        | .1       | .6            | .4                 | .3                  | 1.2                            | .5       | .3         |
| <b>Monthly Payment for Principal and Interest</b>          |                      |        |        |                              |              |                   |           |                           |          |               |                    |                     |                                |          |            |
| Less than \$100  | 8.0                  | 8.0    | —      | —                            | —            | —                 | .4        | 1.1                       | .1       | 1.2           | .2                 | —                   | 5.1                            | 1.3      | .6         |
| \$100 to \$199   | 19.2                 | 19.2   | —      | .3                           | .2           | —                 | .2        | 3.3                       | .2       | .9            | .5                 | 1.7                 | 8.5                            | 4.4      | 3.0        |
| \$200 to \$249   | 13.4                 | 13.4   | —      | .2                           | .1           | —                 | —         | 1.4                       | .4       | .9            | .3                 | .4                  | 5.8                            | 2.0      | 2.6        |
| \$250 to \$299   | 14.2                 | 14.2   | —      | .3                           | .1           | .2                | .2        | 1.0                       | .5       | 1.3           | .7                 | —                   | 6.1                            | 4.0      | 3.2        |
| \$300 to \$349   | 13.7                 | 13.7   | —      | —                            | .1           | —                 | .4        | 1.8                       | .8       | 1.0           | .9                 | .1                  | 5.8                            | 3.2      | 3.2        |
| \$350 to \$399   | 15.5                 | 15.5   | —      | .5                           | .2           | —                 | .1        | 1.4                       | .2       | .2            | 1.2                | .2                  | 7.0                            | 3.9      | 2.7        |
| \$400 to \$449   | 12.9                 | 12.9   | —      | .5                           | —            | —                 | —         | .9                        | —        | —             | 1.4                | —                   | 4.1                            | 3.0      | 3.7        |
| \$450 to \$499   | 12.3                 | 12.3   | —      | —                            | —            | —                 | —         | .2                        | .2       | —             | 1.0                | .2                  | 4.0                            | 2.9      | 3.9        |
| \$500 to \$599   | 24.8                 | 24.8   | —      | 1.6                          | —            | —                 | .2        | 1.5                       | .3       | .4            | 3.2                | .2                  | 5.7                            | 6.5      | 8.1        |
| \$600 to \$699   | 13.9                 | 13.9   | —      | 1.7                          | —            | —                 | .2        | —                         | .2       | .4            | 1.4                | .2                  | 1.7                            | 4.1      | 5.8        |
| \$700 to \$799   | 8.4                  | 8.4    | —      | .9                           | —            | —                 | .2        | .4                        | —        | .2            | 1.5                | .2                  | .9                             | 2.3      | 3.9        |
| \$800 to \$999   | 9.7                  | 9.7    | —      | 1.8                          | —            | —                 | —         | —                         | .2       | .2            | 1.9                | —                   | 1.0                            | 2.3      | 4.3        |
| \$1,000 to \$1,249   | 2.3                  | 2.3    | —      | .5                           | —            | —                 | —         | —                         | —        | —             | .7                 | —                   | .1                             | .6       | 1.3        |
| \$1,250 to \$1,499   | 2.2                  | 2.2    | —      | .5                           | —            | —                 | —         | —                         | —        | —             | .5                 | —                   | —                              | .8       | 1.3        |
| \$1,500 or more  | 2.2                  | 2.2    | —      | .3                           | —            | —                 | —         | —                         | —        | .2            | .2                 | —                   | .2                             | —        | .3         |
| Not reported   | 25.1                 | 25.1   | —      | .9                           | —            | —                 | .2        | .3                        | .8       | 1.2           | 1.7                | .8                  | 6.5                            | 6.5      | 6.9        |
| Median   | 406                  | 406    | —      | 666                          | —            | —                 | —         | 296                       | —        | 268           | 549                | 195                 | 322                            | 429      | 513        |
| <b>Average Monthly Cost Paid for Real Estate Taxes</b>     |                      |        |        |                              |              |                   |           |                           |          |               |                    |                     |                                |          |            |
| Less than \$25   | 2.2                  | 2.2    | —      | .6                           | .5           | —                 | —         | .3                        | —        | .5            | 1.0                | .1                  | 1.0                            | .2       | .7         |
| \$25 to \$49   | 4.1                  | 4.1    | —      | .9                           | 1.1          | —                 | .2        | 1.2                       | .1       | .6            | 1.0                | .3                  | 2.4                            | .2       | .8         |
| \$50 to \$74   | 9.3                  | 9.3    | —      | 1.2                          | 1.1          | —                 | .5        | 3.6                       | .2       | 2.6           | 1.7                | 1.1                 | 6.0                            | .6       | 1.3        |
| \$75 to \$99   | 17.5                 | 17.5   | —      | .4                           | .1           | .2                | .8        | 2.7                       | 1.7      | 4.2           | 1.2                | 1.6                 | 10.9                           | 1.9      | 2.2        |
| \$100 to \$149   | 94.9                 | 94.9   | —      | 2.2                          | .2           | .3                | 1.2       | 5.0                       | 1.7      | 21.3          | 5.5                | 3.1                 | 33.9                           | 19.6     | 23.6       |
| \$150 to \$199   | 106.8                | 106.8  | —      | 2.5                          | —            | .2                | .2        | 3.1                       | .7       | 26.2          | 4.2                | 2.0                 | 40.9                           | 28.1     | 26.7       |
| \$200 or more  | 87.1                 | 87.1   | —      | 3.7                          | —            | —                 | .5        | 1.0                       | .8       | 17.6          | 4.9                | 2.2                 | 17.5                           | 35.0     | 23.4       |
| Median   | 165                  | 165    | —      | 159                          | —            | —                 | —         | 107                       | 117      | 164           | 144                | 134                 | 153                            | 166      | 170        |
| <b>Annual Taxes Paid Per \$1,000 Value</b>                 |                      |        |        |                              |              |                   |           |                           |          |               |                    |                     |                                |          |            |
| Less than \$5  | 2.5                  | 2.5    | —      | 1.4                          | .1           | —                 | —         | .1                        | —        | —             | 1.6                | —                   | .5                             | .2       | 1.5        |
| \$5 to \$9   | 2.1                  | 2.1    | —      | .9                           | —            | —                 | .2        | —                         | .1       | .4            | .8                 | —                   | .3                             | .3       | 1.2        |
| \$10 to \$14   | 10.7                 | 10.7   | —      | .7                           | .4           | —                 | —         | .1                        | .4       | 1.4           | .9                 | .1                  | .6                             | .7       | 4.7        |
| \$15 to \$19   | 35.4                 | 35.4   | —      | 2.7                          | .6           | .3                | .3        | .6                        | .5       | 3.5           | 2.4                | .9                  | 2.4                            | 2.4      | 20.3       |
| \$20 to \$24   | 57.5                 | 57.5   | —      | 3.7                          | .1           | —                 | .4        | 2.6                       | 1.4      | 9.8           | 2.6                | .9                  | 5.2                            | 13.3     | 26.3       |
| \$25 or more   | 213.8                | 213.8  | —      | 2.1                          | .8           | .4                | 2.5       | 13.3                      | 2.9      | 57.9          | 11.2               | 6.4                 | 103.6                          | 66.6     | 24.9       |
| Median   | 25+                  | 25+    | —      | 20                           | —            | —                 | —         | 25+                       | 25+      | 25+           | 25+                | 25+                 | 25+                            | 25+      | 22         |
| <b>Routine Maintenance in Last Year</b>                    |                      |        |        |                              |              |                   |           |                           |          |               |                    |                     |                                |          |            |
| Less than \$25 per month                                   | 204.7                | 204.7  | —      | 8.6                          | 1.6          | .3                | 2.7       | 10.3                      | 3.5      | 56.6          | 11.7               | 8.6                 | 77.4                           | 51.2     | 47.9       |
| \$25 to \$49   | 60.5                 | 60.5   | —      | 2.0                          | .1           | —                 | .4        | 2.7                       | 1.2      | 6.2           | 3.8                | 1.1                 | 17.2                           | 19.0     | 16.6       |
| \$50 to \$74   | 14.5                 | 14.5   | —      | —                            | —            | .2                | —         | .7                        | —        | 2.3           | .8                 | .2                  | 4.4                            | 4.5      | 3.4        |
| \$75 to \$99   | 14.9                 | 14.9   | —      | .2                           | —            | —                 | —         | 1.1                       | —        | 1.7           | 1.2                | —                   | 4.4                            | 4.7      | 4.4        |
| \$100 to \$149   | 7.8                  | 7.8    | —      | —                            | —            | —                 | —         | 1.0                       | .1       | 1.7           | .2                 | .2                  | 2.3                            | 2.5      | 2.2        |
| \$150 to \$199   | 6.0                  | 6.0    | —      | .3                           | —            | —                 | .2        | .6                        | —        | 1.0           | .9                 | —                   | 2.1                            | 1.2      | 1.8        |
| \$200 or more per month                                    | 3.8                  | 3.8    | —      | .2                           | —            | .2                | —         | .1                        | .2       | .9            | .2                 | —                   | 1.0                            | .4       | .8         |
| Not reported   | 9.9                  | 9.9    | —      | .3                           | .3           | —                 | —         | .3                        | .2       | 2.6           | .7                 | .3                  | 3.9                            | 2.1      | 1.8        |
| Median   | 25-                  | 25-    | —      | 25-                          | —            | —                 | —         | 25-                       | 25-      | 25-           | 25-                | 25-                 | 25-                            | 25-      | 25-        |
| <b>Condominium and Cooperative Fee</b>                     |                      |        |        |                              |              |                   |           |                           |          |               |                    |                     |                                |          |            |
| Fee paid   | 11.7                 | 11.7   | —      | 1.7                          | —            | —                 | —         | .1                        | .1       | 3.5           | 1.8                | .2                  | 4.9                            | 3.5      | 2.0        |
| Less than \$25 per month                                   | .2                   | .2     | —      | —                            | —            | —                 | —         | —                         | —        | .2            | —                  | —                   | .2                             | —        | .2         |
| \$25 to \$49   | .3                   | .3     | —      | .2                           | —            | —                 | —         | —                         | —        | —             | —                  | —                   | —                              | —        | .2         |
| \$50 to \$74   | 1.8                  | 1.8    | —      | .6                           | —            | —                 | —         | .1                        | —        | .3            | .3                 | —                   | .6                             | .5       | .3         |
| \$75 to \$99   | 4.9                  | 4.9    | —      | .5                           | —            | —                 | —         | —                         | .1       | 1.1           | .9                 | —                   | 1.7                            | 1.9      | .8         |
| \$100 to \$149   | 2.7                  | 2.7    | —      | —                            | —            | —                 | —         | —                         | —        | .9            | .3                 | —                   | 1.4                            | .9       | .3         |
| \$150 to \$199   | .9                   | .9     | —      | .5                           | —            | —                 | —         | —                         | —        | .7            | —                  | —                   | .4                             | —        | .5         |
| \$200 or more per month                                    | .8                   | .8     | —      | —                            | —            | —                 | —         | —                         | —        | .3            | .2                 | —                   | .5                             | .3       | —          |
| Not reported   | .1                   | .1     | —      | —                            | —            | —                 | —         | —                         | —        | —             | —                  | —                   | .1                             | —        | —          |
| Median   | 63                   | 63     | —      | —                            | —            | —                 | —         | —                         | —        | —             | —                  | —                   | 98                             | —        | —          |
| <b>Other Housing Costs Per Month</b>                       |                      |        |        |                              |              |                   |           |                           |          |               |                    |                     |                                |          |            |
| Homeowner association fee paid                             | 11.6                 | 11.6   | —      | 1.7                          | —            | —                 | —         | .1                        | .1       | 3.5           | 1.8                | .2                  | 4.7                            | 3.5      | 2.0        |
| Median   | 93                   | 93     | —      | —                            | —            | —                 | —         | —                         | —        | —             | —                  | —                   | 98                             | —        | —          |
| Mobile home park fee paid                                  | .2                   | .2     | —      | —                            | .2           | —                 | —         | —                         | —        | .2            | —                  | —                   | .2                             | —        | —          |
| Median   | —                    | —      | —      | —                            | —            | —                 | —         | —                         | —        | —             | —                  | —                   | —                              | —        | —          |
| Land rent fee paid   | —                    | —      | —      | —                            | —            | —                 | —         | —                         | —        | —             | —                  | —                   | —                              | —        | —          |
| Median   | —                    | —      | —      | —                            | —            | —                 | —         | —                         | —        | —             | —                  | —                   | —                              | —        | —          |

<sup>1</sup>See back cover for details.

<sup>2</sup>May reflect a temporary situation, living off savings, or response error.

Table 2-17. Rooms in Unit by Household and Unit Size, Income, and Costs - Occupied Units

[Numbers in thousands. For meaning of symbols, see text.]

| Characteristics   | Occupied units |               |               |               |                 |          |        |          |         |         |                 |      |        |
|---|----------------|---------------|---------------|---------------|-----------------|----------|--------|----------|---------|---------|-----------------|------|--------|
|   | Total          | Rooms         |               |               |                 |          | Median | Bedrooms |         |         |                 |      | Median |
|   |                | 1 and 2 rooms | 3 and 4 rooms | 5 and 6 rooms | 7 rooms or more | No rooms |        | 1 room   | 2 rooms | 3 rooms | 4 rooms or more |      |        |
| <b>Total</b> .....  | 538.4          | 10.8          | 144.9         | 241.4         | 139.5           | 5.4      | 8.7    | 68.9     | 163.5   | 217.7   | 77.7            | 2.6  |        |
| <b>Persons</b>  |                |               |               |               |                 |          |        |          |         |         |                 |      |        |
| 1 person.....   | 130.8          | 9.3           | 72.3          | 37.8          | 11.4            | 4.1      | 7.7    | 51.2     | 44.1    | 23.0    | 4.8             | 1.6  |        |
| 2 persons.....  | 171.7          | 1.1           | 50.0          | 82.9          | 37.7            | 5.3      | 1.0    | 15.4     | 70.6    | 89.1    | 15.7            | 2.5  |        |
| 3 persons.....  | 91.5           | .1            | 14.0          | 50.3          | 27.1            | 5.8      | -      | 1.5      | 27.8    | 47.6    | 14.6            | 2.8  |        |
| 4 persons.....  | 66.9           | -             | 6.4           | 46.8          | 33.6            | 6.1      | -      | .7       | 18.1    | 51.4    | 18.7            | 3.0  |        |
| 5 persons.....  | 35.0           | -             | 1.8           | 15.6          | 17.6            | 6.5+     | -      | .1       | 3.5     | 19.3    | 12.1            | 3.2  |        |
| 6 persons.....  | 12.0           | -             | .5            | 3.8           | 7.7             | 6.5+     | -      | -        | .8      | 3.8     | 7.3             | 3.5+ |        |
| 7 persons or more.....  | 8.5            | -             | -             | 4.2           | 4.3             | 6.5+     | -      | -        | .5      | 3.5     | 4.5             | 3.5+ |        |
| Median.....   | 2.3            | 1.5-          | 1.5           | 2.5           | 3.3             | -        | 1.5-   | 1.5-     | 2.0     | 2.9     | 3.7             | -    |        |
| <b>Rooms</b>  |                |               |               |               |                 |          |        |          |         |         |                 |      |        |
| 1 room.....   | 5.4            | ...           | ...           | ...           | ...             | ...      | 5.4    | -        | -       | -       | -               | .5-  |        |
| 2 rooms.....  | 5.1            | ...           | ...           | ...           | ...             | ...      | 2.9    | 2.2      | -       | -       | -               | .5-  |        |
| 3 rooms.....  | 51.0           | ...           | ...           | ...           | ...             | ...      | .4     | 50.3     | .3      | -       | -               | 1.0  |        |
| 4 rooms.....  | 93.9           | ...           | ...           | ...           | ...             | ...      | -      | 13.7     | 80.0    | .1      | -               | 1.9  |        |
| 5 rooms.....  | 137.1          | ...           | ...           | ...           | ...             | ...      | -      | 2.3      | 65.4    | 69.2    | .2              | 2.5  |        |
| 6 rooms.....  | 104.3          | ...           | ...           | ...           | ...             | ...      | -      | .2       | 13.2    | 80.7    | 10.3            | 3.0  |        |
| 7 rooms.....  | 68.8           | ...           | ...           | ...           | ...             | ...      | -      | .2       | 3.7     | 46.5    | 18.5            | 3.2  |        |
| 8 rooms.....  | 39.9           | ...           | ...           | ...           | ...             | ...      | -      | -        | .9      | 16.3    | 22.8            | 3.5+ |        |
| 9 rooms.....  | 20.3           | ...           | ...           | ...           | ...             | ...      | -      | -        | -       | 3.7     | 16.6            | 3.5+ |        |
| 10 rooms or more.....   | 10.6           | ...           | ...           | ...           | ...             | ...      | -      | -        | -       | 1.2     | 9.3             | 3.5+ |        |
| Median.....   | 5.3            | -             | -             | -             | -               | -        | 1.5-   | 3.1      | 4.5     | 6.0     | 7.9             | -    |        |
| <b>Bedrooms</b>   |                |               |               |               |                 |          |        |          |         |         |                 |      |        |
| None.....   | 8.7            | 8.3           | .4            | -             | -               | 2.5-     | -      | -        | -       | -       | -               | -    |        |
| 1.....  | 68.9           | 2.2           | 64.0          | 2.5           | .2              | 3.5      | -      | -        | -       | -       | -               | -    |        |
| 2.....  | 163.5          | -             | 80.4          | 78.6          | 4.5             | 4.5      | -      | -        | -       | -       | -               | -    |        |
| 3.....  | 217.7          | -             | .1            | 149.8         | 67.7            | 6.0      | -      | -        | -       | -       | -               | -    |        |
| 4 or more.....  | 77.7           | -             | -             | 10.5          | 67.2            | 6.5+     | -      | -        | -       | -       | -               | -    |        |
| Median.....   | 2.6            | .5-           | 1.6           | 2.8           | 3.5             | -        | -      | -        | -       | -       | -               | -    |        |
| <b>Complete Bathrooms</b>   |                |               |               |               |                 |          |        |          |         |         |                 |      |        |
| None.....   | 4.0            | 3.2           | .2            | .1            | .4              | 2.5-     | 2.8    | .6       | .2      | -       | .4              | .5-  |        |
| 1.....  | 291.6          | 7.3           | 127.4         | 138.2         | 20.8            | 4.7      | 6.0    | 65.8     | 123.9   | 83.0    | 13.0            | 2.1  |        |
| 1 and one-half.....   | 148.7          | -             | 12.2          | 80.4          | 56.1            | 6.0      | -      | 1.3      | 27.7    | 95.9    | 23.8            | 3.0  |        |
| 2 or more.....  | 92.1           | -             | 5.1           | 24.7          | 62.3            | 6.5+     | -      | 1.2      | 11.6    | 38.8    | 40.5            | 3.4  |        |
| <b>Lot Size</b>   |                |               |               |               |                 |          |        |          |         |         |                 |      |        |
| Less than one-eighth acre.....  | 52.3           | -             | 7.1           | 30.9          | 14.3            | 5.7      | -      | .7       | 14.2    | 28.4    | 8.9             | 2.9  |        |
| One-eighth up to one-quarter acre.....  | 71.1           | -             | 4.4           | 44.6          | 22.1            | 5.9      | -      | .2       | 12.4    | 45.0    | 13.5            | 3.0  |        |
| One-quarter up to one-half acre.....  | 45.5           | .2            | .8            | 18.7          | 25.9            | 6.5+     | .2     | -        | 5.3     | 28.2    | 11.9            | 3.1  |        |
| One-half up to one acre.....  | 42.7           | -             | 1.5           | 16.5          | 24.6            | 6.5+     | -      | .4       | 4.3     | 27.0    | 11.0            | 3.1  |        |
| 1 to 4 acres.....   | 38.3           | -             | 1.3           | 14.6          | 20.3            | 6.5+     | -      | .5       | 3.7     | 20.5    | 11.5            | 3.2  |        |
| 5 to 9 acres.....   | 3.2            | -             | .2            | .8            | 2.2             | -        | -      | -        | .2      | 1.7     | 1.4             | -    |        |
| 10 acres or more.....   | 6.3            | -             | .2            | 2.0           | 4.1             | 6.5+     | -      | -        | .9      | 3.0     | 2.4             | 3.3  |        |
| Don't know.....   | 52.7           | -             | 8.6           | 26.6          | 17.5            | 5.8      | -      | 1.8      | 13.7    | 24.4    | 12.8            | 2.9  |        |
| Not reported.....   | 12.7           | -             | 4.2           | 6.3           | 2.2             | 5.2      | -      | 1.3      | 5.8     | 5.0     | .6              | 2.4  |        |
| Median.....   | .28            | -             | .15           | .22           | .45             | -        | -      | .24      | .19     | .28     | .42             | -    |        |
| <b>Income of Families and Primary Individuals</b>                               |                |               |               |               |                 |          |        |          |         |         |                 |      |        |
| Less than \$5,000.....  | 19.4           | 1.9           | 9.3           | 6.4           | 1.8             | 4.2      | 1.7    | 5.7      | 6.7     | 4.2     | 1.1             | 1.8  |        |
| \$5,000 to \$9,999.....   | 75.8           | 3.5           | 35.6          | 30.8          | 5.9             | 4.4      | 2.8    | 19.3     | 30.7    | 19.6    | 3.4             | 2.0  |        |
| \$10,000 to \$14,999.....   | 49.0           | 2.5           | 18.4          | 22.8          | 5.2             | 4.8      | 1.6    | 9.2      | 20.8    | 14.3    | 3.0             | 2.2  |        |
| \$15,000 to \$19,999.....   | 43.9           | .6            | 18.6          | 20.3          | 4.4             | 4.8      | .6     | 9.4      | 18.2    | 11.9    | 3.7             | 2.2  |        |
| \$20,000 to \$24,999.....   | 52.0           | .6            | 16.4          | 26.4          | 8.8             | 5.2      | .6     | 6.8      | 18.8    | 20.9    | 4.8             | 2.5  |        |
| \$25,000 to \$29,999.....   | 54.1           | .5            | 17.8          | 24.9          | 11.0            | 5.2      | .5     | 7.2      | 20.6    | 19.4    | 6.3             | 2.4  |        |
| \$30,000 to \$34,999.....   | 44.5           | .4            | 10.8          | 22.9          | 10.5            | 5.5      | .2     | 5.2      | 11.6    | 20.7    | 6.7             | 2.8  |        |
| \$35,000 to \$39,999.....   | 39.3           | .3            | 4.8           | 21.4          | 12.9            | 5.8      | .3     | 1.7      | 10.3    | 20.8    | 6.3             | 2.9  |        |
| \$40,000 to \$49,999.....   | 55.3           | .1            | 6.4           | 29.0          | 19.8            | 6.0      | .1     | 2.0      | 12.1    | 10.3    | 8.5             | 3.0  |        |
| \$50,000 to \$59,999.....   | 39.6           | -             | 3.5           | 18.4          | 17.7            | 6.3      | -      | 1.3      | 7.2     | 22.6    | 6.5             | 3.1  |        |
| \$60,000 to \$79,999.....   | 35.8           | -             | 2.8           | 13.5          | 19.7            | 6.5+     | .1     | .4       | 5.0     | 20.9    | 9.4             | 3.1  |        |
| \$80,000 to \$99,999.....   | 13.2           | -             | .3            | 2.1           | 10.9            | 6.5+     | -      | -        | .5      | 5.6     | 7.1             | 3.5+ |        |
| \$100,000 to \$119,999.....   | 6.2            | -             | .4            | 1.3           | 4.6             | 6.5+     | -      | .4       | .5      | 2.6     | 2.7             | 3.4  |        |
| \$120,000 or more.....  | 8.4            | -             | .6            | 1.3           | 6.5             | 6.5+     | -      | .3       | .3      | 3.4     | 4.4             | 3.5+ |        |
| Median.....   | 27 602         | 9 604         | 17 457        | 27 806        | 44 777          | -        | 9 745  | 15 122   | 21 393  | 34 487  | 43 483          | -    |        |
| <b>Monthly Housing Costs</b>  |                |               |               |               |                 |          |        |          |         |         |                 |      |        |
| Less than \$100.....  | 1.2            | .2            | 1.0           | -             | -               | -        | .1     | 1.1      | -       | -       | -               | -    |        |
| \$100 to \$199.....   | 24.9           | 2.5           | 14.0          | 7.0           | 1.4             | 3.9      | 1.9    | 10.3     | 8.2     | 3.6     | .8              | 1.5  |        |
| \$200 to \$249.....   | 25.2           | 2.3           | 8.2           | 12.6          | 2.2             | 4.8      | 2.1    | 4.8      | 9.8     | 7.4     | 1.0             | 2.1  |        |
| \$250 to \$299.....   | 51.0           | 2.8           | 15.7          | 25.8          | 6.7             | 5.0      | 2.0    | 8.1      | 15.5    | 21.1    | 4.2             | 2.5  |        |
| \$300 to \$349.....   | 58.2           | 1.2           | 19.4          | 27.2          | 10.3            | 5.1      | 1.1    | 10.6     | 18.1    | 24.0    | 4.4             | 2.5  |        |
| \$350 to \$399.....   | 49.5           | .6            | 19.4          | 20.5          | 8.9             | 5.0      | .8     | 9.5      | 17.8    | 17.7    | 3.7             | 2.3  |        |
| \$400 to \$449.....   | 48.5           | .3            | 17.7          | 20.0          | 8.6             | 5.0      | .3     | 7.2      | 20.0    | 14.2    | 4.9             | 2.3  |        |
| \$450 to \$499.....   | 40.9           | .2            | 16.2          | 18.3          | 6.2             | 4.9      | -      | 7.4      | 15.7    | 13.3    | 4.6             | 2.3  |        |
| \$500 to \$599.....   | 59.6           | .1            | 18.9          | 28.9          | 13.7            | 5.3      | .1     | 6.0      | 24.8    | 20.0    | 9.0             | 2.5  |        |
| \$600 to \$699.....   | 48.3           | .3            | 7.7           | 26.2          | 12.1            | 5.7      | .3     | 1.8      | 13.8    | 23.0    | 7.5             | 2.8  |        |
| \$700 to \$799.....   | 33.7           | -             | 2.3           | 17.8          | 13.6            | 6.1      | -      | .4       | 6.9     | 18.8    | 7.8             | 3.0  |        |
| \$800 to \$999.....   | 38.5           | -             | 1.8           | 16.4          | 20.3            | 6.5+     | -      | .6       | 4.8     | 24.8    | 8.3             | 3.1  |        |
| \$1,000 to \$1,249.....   | 19.0           | -             | .8            | 6.0           | 12.2            | 6.5+     | -      | .6       | 2.0     | 10.1    | 6.4             | 3.2  |        |
| \$1,250 to \$1,499.....   | 7.1            | -             | .2            | 1.4           | 5.5             | 6.5+     | -      | -        | 1.0     | 2.3     | 3.8             | 3.5+ |        |
| \$1,500 or more.....  | 6.4            | -             | .4            | 1.4           | 4.6             | 6.5+     | -      | -        | 1.0     | 2.3     | 3.2             | 3.5+ |        |
| No cash rent.....   | 3.2            | -             | .6            | 1.6           | 1.0             | -        | -      | -        | 1.5     | .9      | .7              | -    |        |
| Mortgage payment not reported.....  | 25.1           | -             | .8            | 12.1          | 12.1            | 6.4      | -      | .8       | 2.9     | 14.1    | 7.5             | 3.1  |        |
| Median (excludes no cash rent).....   | 447            | 255           | 385           | 452           | 643             | -        | 255    | 346      | 425     | 500     | 628             | -    |        |
| <b>Median Monthly Housing Costs For Owners</b>                                  |                |               |               |               |                 |          |        |          |         |         |                 |      |        |
| Monthly costs including all mortgages plus maintenance costs.....               | 547            | -             | 365           | 476           | 702             | -        | -      | 382      | 398     | 542     | 695             | -    |        |
| Monthly costs excluding 2nd and subsequent mortgages and maintenance costs..... | 506            | -             | 347           | 441           | 642             | -        | -      | 382      | 374     | 500     | 649             | -    |        |

**Table 2-17. Rooms in Unit by Household and Unit Size, Income, and Costs - Occupied Units—**  
**Con.**

(Numbers in thousands. For meaning of symbols, see text.)

| Characteristics             | Occupied units |               |               |               |                 |            |          |               |               |               |                 |            |
|-----------------------------|----------------|---------------|---------------|---------------|-----------------|------------|----------|---------------|---------------|---------------|-----------------|------------|
|                             | Total          | Rooms         |               |               |                 |            | Bedrooms |               |               |               |                 |            |
|                             |                | 1 and 2 rooms | 3 and 4 rooms | 5 and 6 rooms | 7 rooms or more | Median     | No rooms | 1 room        | 2 rooms       | 3 rooms       | 4 rooms or more | Median     |
| <b>OWNER OCCUPIED UNITS</b> |                |               |               |               |                 |            |          |               |               |               |                 |            |
| <b>Total</b> .....          | <b>321.9</b>   | -             | <b>28.1</b>   | <b>165.9</b>  | <b>128.0</b>    | <b>6.1</b> | -        | <b>6.1</b>    | <b>67.8</b>   | <b>179.3</b>  | <b>68.7</b>     | <b>3.0</b> |
| <b>Value</b>                |                |               |               |               |                 |            |          |               |               |               |                 |            |
| Less than \$10,000.....     | 1.7            | -             | .8            | .8            | .2              | ...        | -        | .4            | .7            | .6            | -               | ...        |
| \$10,000 to \$19,999.....   | 7.2            | -             | 1.8           | 3.4           | 2.0             | 5.5        | -        | .1            | 3.5           | 2.6           | 1.0             | 2.5        |
| \$20,000 to \$29,999.....   | 12.9           | -             | 1.9           | 8.3           | 2.7             | 5.6        | -        | .5            | 5.6           | 5.2           | 1.6             | 2.6        |
| \$30,000 to \$39,999.....   | 21.1           | -             | 3.5           | 13.2          | 4.4             | 5.6        | -        | 1.2           | 6.6           | 10.2          | 3.1             | 2.8        |
| \$40,000 to \$49,999.....   | 30.4           | -             | 5.2           | 20.0          | 5.2             | 5.5        | -        | .9            | 11.9          | 13.3          | 4.3             | 2.7        |
| \$50,000 to \$59,999.....   | 39.2           | -             | 6.6           | 24.9          | 7.7             | 5.5        | -        | 1.5           | 12.3          | 19.9          | 5.6             | 2.8        |
| \$60,000 to \$69,999.....   | 46.6           | -             | 2.7           | 34.4          | 9.5             | 5.7        | -        | .5            | 9.6           | 31.2          | 5.3             | 2.9        |
| \$70,000 to \$79,999.....   | 39.4           | -             | 2.4           | 25.1          | 11.9            | 5.9        | -        | .3            | 8.7           | 24.2          | 6.3             | 2.9        |
| \$80,000 to \$99,999.....   | 56.1           | -             | 1.1           | 21.4          | 33.6            | 6.5+       | -        | .2            | 4.7           | 39.6          | 11.6            | 3.1        |
| \$100,000 to \$119,999..... | 25.4           | -             | 1.4           | 6.6           | 17.4            | 6.5+       | -        | .6            | 1.7           | 15.3          | 7.8             | 3.2        |
| \$120,000 to \$149,999..... | 21.9           | -             | .4            | 4.8           | 16.8            | 6.5+       | -        | -             | 1.5           | 9.8           | 10.6            | 3.5        |
| \$150,000 to \$199,999..... | 11.8           | -             | -             | 1.5           | 10.3            | 6.5+       | -        | -             | -             | 4.9           | 6.9             | 3.5+       |
| \$200,000 to \$249,999..... | 4.6            | -             | -             | .8            | 3.8             | 6.5+       | -        | -             | .8            | .9            | 2.9             | 3.5+       |
| \$250,000 to \$299,999..... | 1.0            | -             | -             | .3            | .7              | ...        | -        | -             | -             | .7            | .3              | ...        |
| \$300,000 or more.....      | 2.5            | -             | .2            | .5            | 1.8             | ...        | -        | -             | .2            | 1.0           | 1.3             | ...        |
| <b>Median</b> .....         | <b>70 455</b>  | -             | <b>51 289</b> | <b>63 624</b> | <b>92 095</b>   | <b>...</b> | -        | <b>50 164</b> | <b>54 528</b> | <b>72 769</b> | <b>92 271</b>   | <b>...</b> |

**Table 2-18. Square Footage by Household and Unit Size, Income, and Costs - Occupied Units**

[Numbers in thousands. For meaning of symbols, see text.]

| Characteristics   | Size of occupied detached 1-family homes and 1-family mobile homes |                           |                        |                          |                          |                          |                          |              | Median |
|---|--|---------------------------|------------------------|--------------------------|--------------------------|--------------------------|--------------------------|--------------|--------|
|   | Total  | Less than 500 square feet | 500 to 999 square feet | 1000 to 1499 square feet | 1500 to 1999 square feet | 2000 to 2499 square feet | 2500 square feet or more | Not reported |        |
| <b>Total</b> .....  | 297.2  | .8                        | 10.4                   | 23.5                     | 60.0                     | 72.8                     | 123.3                    | 16.4         | 2 382  |
| <b>Persons</b>  |  |                           |                        |                          |                          |                          |                          |              |        |
| 1 person.....   | 34.8   | .3                        | 2.2                    | 4.2                      | 6.5                      | 6.5                      | 9.7                      | 3.4          | 2 149  |
| 2 persons.....  | 97.5   | .3                        | 2.9                    | 7.9                      | 17.5                     | 26.1                     | 38.7                     | 4.1          | 2 347  |
| 3 persons.....  | 61.8   | -                         | 2.3                    | 4.1                      | 9.9                      | 16.7                     | 25.6                     | 3.3          | 2 389  |
| 4 persons.....  | 62.2   | -                         | 1.6                    | 5.5                      | 10.7                     | 13.9                     | 27.3                     | 3.2          | 2 422  |
| 5 persons.....  | 26.2   | .2                        | .5                     | 1.8                      | 3.3                      | 5.3                      | 14.0                     | 1.3          | 2500+  |
| 6 persons.....  | 9.6  | -                         | 1.0                    | .1                       | 1.2                      | 1.5                      | 4.8                      | 1.0          | 2500+  |
| 7 persons or more.....  | 5.2  | -                         | -                      | .1                       | .8                       | .9                       | 3.1                      | .2           | 2500+  |
| Median.....   | 2.8  | -                         | 2.6                    | 2.5                      | 2.6                      | 2.8                      | 3.0                      | 2.7          | ..     |
| <b>Rooms</b>  |  |                           |                        |                          |                          |                          |                          |              |        |
| 1 room.....   | .2   | -                         | -                      | .2                       | -                        | -                        | -                        | -            | ..     |
| 2 rooms.....  | 1.7  | -                         | -                      | .4                       | -                        | -                        | -                        | -            | ..     |
| 3 rooms.....  | 17.2   | .3                        | .6                     | 4.1                      | .1                       | -                        | -                        | .2           | ..     |
| 4 rooms.....  | 71.3   | .2                        | 3.0                    | 9.2                      | 6.6                      | 1.5                      | 2.8                      | 2.1          | 1 673  |
| 5 rooms.....  | 75.6   | .1                        | 3.8                    | 7.1                      | 16.3                     | 24.5                     | 14.0                     | 3.3          | 2 092  |
| 6 rooms.....  | 62.0   | -                         | 1.7                    | 2.1                      | 12.9                     | 22.8                     | 26.2                     | 4.7          | 2 298  |
| 7 rooms.....  | 37.9   | .2                        | .7                     | 1.1                      | 8.8                      | 12.5                     | 35.1                     | 2.8          | 2500+  |
| 8 rooms.....  | 18.8   | -                         | .4                     | -                        | 3.7                      | 7.8                      | 23.0                     | 1.8          | 2500+  |
| 9 rooms.....  | 9.8  | -                         | -                      | .2                       | 1.3                      | 2.7                      | 14.5                     | 1.0          | 2500+  |
| 10 rooms or more.....   | 6.2  | -                         | -                      | .2                       | .2                       | 1.0                      | 7.8                      | .5           | 2500+  |
| Median.....   | 6.2  | -                         | 4.9                    | 5.4                      | 5.6                      | 6.0                      | 7.0                      | 6.0          | ..     |
| <b>Bedrooms</b>   |  |                           |                        |                          |                          |                          |                          |              |        |
| None.....   | .2   | -                         | -                      | .2                       | -                        | -                        | -                        | -            | ..     |
| 1.....  | 3.2  | .3                        | .8                     | 1.0                      | .5                       | .2                       | -                        | .4           | ..     |
| 2.....  | 48.9   | .1                        | 5.4                    | 7.7                      | 12.5                     | 10.6                     | 9.0                      | 3.4          | 1 877  |
| 3.....  | 172.9  | .2                        | 3.0                    | 12.0                     | 30.4                     | 49.5                     | 69.9                     | 7.9          | 2 373  |
| 4 or more.....  | 72.1   | .2                        | 1.2                    | 2.6                      | 6.5                      | 12.4                     | 44.4                     | 4.7          | 2500+  |
| Median.....   | 3.1  | -                         | 2.3                    | 2.7                      | 2.9                      | 3.0                      | 3.3                      | 3.1          | ..     |
| <b>Complete Bathrooms</b>   |  |                           |                        |                          |                          |                          |                          |              |        |
| None.....   | .6   | -                         | -                      | .1                       | -                        | .4                       | -                        | .1           | ..     |
| 1.....  | 102.6  | .8                        | 6.8                    | 15.1                     | 27.2                     | 23.3                     | 19.7                     | 7.8          | 1 919  |
| 1 and one-half.....   | 116.0  | -                         | .7                     | 6.5                      | 16.8                     | 35.8                     | 51.2                     | 5.1          | 2 440  |
| 2 or more.....  | 78.0   | .2                        | .9                     | 1.8                      | 6.0                      | 13.3                     | 52.4                     | 3.4          | 2500+  |
| <b>Lot Size</b>   |  |                           |                        |                          |                          |                          |                          |              |        |
| Less than one-eighth acre.....  | 50.0   | -                         | 2.7                    | 6.0                      | 9.2                      | 13.5                     | 14.4                     | 4.2          | 2 186  |
| One-eighth up to one-quarter acre.....  | 70.0   | .2                        | 2.3                    | 7.5                      | 14.6                     | 21.9                     | 20.9                     | 2.5          | 2 208  |
| One-quarter up to one-half acre.....  | 45.0   | -                         | .8                     | 2.7                      | 7.1                      | 11.8                     | 21.1                     | 1.4          | 2 471  |
| One-half up to one acre.....  | 42.4   | -                         | .8                     | 1.4                      | 4.4                      | 7.0                      | 27.9                     | 1.0          | 2500+  |
| 1 to 4 acres.....   | 35.8   | .4                        | .3                     | 2.3                      | 4.0                      | 6.6                      | 21.4                     | .9           | 2500+  |
| 5 to 9 acres.....   | 3.2  | -                         | -                      | -                        | .2                       | .8                       | 2.4                      | -            | ..     |
| 10 acres or more.....   | 6.1  | -                         | .2                     | .2                       | 1.0                      | .9                       | 3.5                      | .2           | 2500+  |
| Don't know.....   | 42.5   | .2                        | 3.3                    | 3.5                      | 8.8                      | 9.9                      | 11.2                     | 5.6          | 2 135  |
| Not reported.....   | 2.3  | -                         | -                      | -                        | .7                       | .5                       | .4                       | .6           | ..     |
| Median.....   | 28   | -                         | .17                    | .20                      | .22                      | .23                      | .49                      | .17          | ..     |
| <b>Income of Families and Primary Individuals</b>                               |  |                           |                        |                          |                          |                          |                          |              |        |
| Less than \$5,000.....  | 4.4  | .1                        | .6                     | .6                       | .9                       | .6                       | 1.0                      | .6           | 1 829  |
| \$5,000 to \$9,999.....   | 21.1   | -                         | 2.3                    | 2.3                      | 3.7                      | 4.4                      | 4.8                      | 3.6          | 2 053  |
| \$10,000 to \$14,999.....   | 18.1   | -                         | .7                     | 1.9                      | 3.4                      | 5.0                      | 6.1                      | 1.1          | 2 257  |
| \$15,000 to \$19,999.....   | 16.7   | -                         | 1.5                    | 2.7                      | 2.4                      | 4.4                      | 5.0                      | .8           | 2 159  |
| \$20,000 to \$24,999.....   | 26.6   | .4                        | .5                     | 1.1                      | 6.7                      | 8.1                      | 7.2                      | 2.5          | 2 204  |
| \$25,000 to \$29,999.....   | 28.5   | -                         | 1.3                    | 2.3                      | 6.5                      | 7.4                      | 9.0                      | 2.1          | 2 211  |
| \$30,000 to \$34,999.....   | 26.3   | .1                        | .4                     | 2.5                      | 5.1                      | 7.3                      | 10.0                     | .9           | 2 312  |
| \$35,000 to \$39,999.....   | 26.9   | .2                        | .7                     | 2.7                      | 4.0                      | 8.5                      | 8.4                      | 1.3          | 2 301  |
| \$40,000 to \$49,999.....   | 42.1   | -                         | 1.0                    | 4.3                      | 7.0                      | 10.0                     | 17.7                     | 2.1          | 2 385  |
| \$50,000 to \$59,999.....   | 30.5   | -                         | .3                     | .8                       | 3.9                      | 8.3                      | 16.4                     | .7           | 2500+  |
| \$60,000 to \$79,999.....   | 30.7   | -                         | .8                     | 1.9                      | 4.5                      | 5.3                      | 18.0                     | .2           | 2500+  |
| \$80,000 to \$99,999.....   | 12.1   | -                         | .1                     | .2                       | .4                       | 1.8                      | 9.3                      | .4           | 2500+  |
| \$100,000 to \$119,999.....   | 5.7  | -                         | -                      | .2                       | .7                       | 1.1                      | 3.6                      | .2           | 2500+  |
| \$120,000 or more.....  | 7.5  | -                         | -                      | .1                       | .8                       | .7                       | 5.9                      | -            | 2500+  |
| Median.....   | 36 275   | -                         | 20 548                 | 31 894                   | 31 397                   | 34 450                   | 45 211                   | 24 090       | ..     |
| <b>Monthly Housing Costs</b>  |  |                           |                        |                          |                          |                          |                          |              |        |
| Less than \$100.....  | 6.4  | -                         | .7                     | .9                       | .9                       | 1.2                      | 1.6                      | 1.1          | 2 053  |
| \$100 to \$199.....   | 15.1   | .2                        | 1.0                    | 2.1                      | 4.2                      | 3.5                      | 2.9                      | 1.1          | 1 933  |
| \$200 to \$249.....   | 30.5   | .1                        | 1.1                    | 3.4                      | 5.9                      | 10.5                     | 7.9                      | 1.7          | 2 188  |
| \$250 to \$299.....   | 30.8   | .2                        | .9                     | 1.8                      | 6.4                      | 8.3                      | 11.9                     | 1.3          | 2 329  |
| \$300 to \$349.....   | 21.0   | -                         | 1.0                    | 1.2                      | 2.0                      | 5.5                      | 10.5                     | .7           | 2500+  |
| \$350 to \$399.....   | 16.4   | .1                        | 1.2                    | 1.0                      | 2.2                      | 4.5                      | 5.4                      | 1.9          | 2 300  |
| \$400 to \$449.....   | 16.4   | -                         | 1.2                    | 1.7                      | 3.0                      | 3.3                      | 5.3                      | 2.0          | 2 212  |
| \$450 to \$499.....   | 24.9   | -                         | 1.5                    | 2.2                      | 5.1                      | 4.8                      | 9.5                      | 1.8          | 2 286  |
| \$500 to \$599.....   | 29.1   | -                         | .3                     | 3.1                      | 5.7                      | 6.1                      | 11.5                     | 2.4          | 2 348  |
| \$600 to \$699.....   | 24.8   | .2                        | .2                     | 2.6                      | 5.3                      | 6.2                      | 10.0                     | .2           | 2 317  |
| \$700 to \$799.....   | 31.5   | .4                        | .4                     | 1.4                      | 3.5                      | 8.5                      | 16.9                     | .9           | 2500+  |
| \$800 to \$899.....   | 16.0   | -                         | -                      | -                        | 1.1                      | 3.2                      | 11.2                     | .4           | 2500+  |
| \$1,000 to \$1,249.....   | 5.7  | -                         | -                      | -                        | .7                       | 1.0                      | 4.1                      | -            | 2500+  |
| \$1,250 to \$1,499.....   | 5.2  | -                         | .4                     | .1                       | .3                       | .7                       | 3.6                      | -            | 2500+  |
| \$1,500 or more.....  | 2.0  | -                         | -                      | .2                       | .2                       | 1.0                      | .4                       | .1           | ..     |
| No cash rent.....   | 21.4   | -                         | .5                     | 1.7                      | 3.4                      | 4.4                      | 10.5                     | .9           | 2500+  |
| Mortgage payment not reported.....  | 501  | -                         | 407                    | 459                      | 477                      | 453                      | 610                      | 447          | ..     |
| Median (excludes no cash rent).....   | 501  | -                         | 407                    | 459                      | 477                      | 453                      | 610                      | 447          | ..     |
| <b>Median Monthly Housing Costs For Owners</b>                                  |  |                           |                        |                          |                          |                          |                          |              |        |
| Monthly costs including all mortgages plus maintenance costs.....               | 545  | -                         | 392                    | 487                      | 489                      | 485                      | 648                      | 480          | ..     |
| Monthly costs excluding 2nd and subsequent mortgages and maintenance costs..... | 502  | -                         | 353                    | 449                      | 464                      | 447                      | 602                      | 422          | ..     |



**Table 2-18. Square Footage by Household and Unit Size, Income, and Costs - Occupied Units**  
**-Con.**

[Numbers in thousands. For meaning of symbols, see text.]

| Characteristics             | Size of occupied detached 1-family homes and 1-family mobile homes |                           |                        |                          |                          |                          |                          |              | Median |
|-----------------------------|--|---------------------------|------------------------|--------------------------|--------------------------|--------------------------|--------------------------|--------------|--------|
|                             | Total  | Less than 500 square feet | 500 to 999 square feet | 1000 to 1499 square feet | 1500 to 1999 square feet | 2000 to 2499 square feet | 2500 square feet or more | Not reported |        |
| <b>OWNER OCCUPIED UNITS</b> |  |                           |                        |                          |                          |                          |                          |              |        |
| <b>Total</b> .....          | 273.5  | .4                        | 7.6                    | 20.5                     | 44.9                     | 68.5                     | 118.6                    | 13.0         | 2 415  |
| <b>Value</b>                |  |                           |                        |                          |                          |                          |                          |              |        |
| Less than \$10,000.....     | .6   | -                         | .3                     | .2                       | -                        | -                        | -                        | .1           | ...    |
| \$10,000 to \$19,999.....   | 3.8  | -                         | .7                     | .5                       | .1                       | .3                       | 1.6                      | .5           | 2500+  |
| \$20,000 to \$29,999.....   | 6.4  | .2                        | 1.5                    | .8                       | .7                       | .9                       | 1.5                      | 1.0          | 1 772  |
| \$30,000 to \$39,999.....   | 13.6   | -                         | 1.0                    | 1.6                      | 3.4                      | 2.9                      | 3.6                      | 1.1          | 2 052  |
| \$40,000 to \$49,999.....   | 23.1   | -                         | 1.2                    | 3.8                      | 6.6                      | 4.9                      | 4.3                      | 2.3          | 1 812  |
| \$50,000 to \$59,999.....   | 32.6   | .2                        | 1.0                    | 4.1                      | 9.2                      | 10.0                     | 6.1                      | 2.0          | 2 042  |
| \$60,000 to \$69,999.....   | 42.6   | -                         | 1.1                    | 4.4                      | 8.6                      | 15.8                     | 10.9                     | 1.8          | 2 189  |
| \$70,000 to \$79,999.....   | 34.7   | -                         | .1                     | 3.4                      | 5.3                      | 12.3                     | 13.0                     | .6           | 2 334  |
| \$80,000 to \$99,999.....   | 52.4   | -                         | -                      | 1.7                      | 7.6                      | 11.6                     | 29.6                     | 1.8          | 2500+  |
| \$100,000 to \$119,999..... | 23.9   | -                         | -                      | .2                       | 1.6                      | 3.2                      | 18.2                     | .7           | 2500+  |
| \$120,000 to \$149,999..... | 21.0   | -                         | -                      | -                        | .6                       | 4.2                      | 15.0                     | 1.1          | 2500+  |
| \$150,000 to \$199,999..... | 11.6   | -                         | -                      | -                        | .6                       | 1.7                      | 9.2                      | -            | 2500+  |
| \$200,000 to \$249,999..... | 4.0  | -                         | .2                     | -                        | .2                       | .2                       | 3.5                      | -            | 2500+  |
| \$250,000 to \$299,999..... | 1.0  | -                         | -                      | -                        | .4                       | -                        | .5                       | -            | ...    |
| \$300,000 or more.....      | 2.2  | -                         | .2                     | .2                       | -                        | .2                       | 1.6                      | -            | ...    |
| <b>Median</b> .....         | 74 046   | ...                       | 42 009                 | 58 927                   | 62 883                   | 69 581                   | 92 306                   | 57 689       | ...    |

Table 2-19. Income, Costs, and Mortgage - Occupied Units

[Numbers in thousands. For meaning of symbols, see text.]

| Characteristics   | Owner occupied |                        |               |        |                  |                        |               |        | Renter occupied        |       |                                   |       |
|---|----------------|------------------------|---------------|--------|------------------|------------------------|---------------|--------|------------------------|-------|-----------------------------------|-------|
|   | With mortgage  |                        |               |        | With no mortgage |                        |               |        | All renters            |       | Unsubsidized renters <sup>1</sup> |       |
|   | Total          | Specified <sup>2</sup> | Not specified |        | Total            | Specified <sup>2</sup> | Not specified |        | Specified <sup>2</sup> | Other | Specified <sup>2</sup>            | Other |
|   |                |                        | Condo or Coop | Other  |                  |                        | Condo or Coop | Other  |                        |       |                                   |       |
| <b>Total</b> .....  | 196.2          | 164.9                  | 6.4           | 24.9   | 125.7            | 103.8                  | 6.1           | 15.8   | 213.6                  | .9    | 187.4                             | .9    |
| <b>Income of Families and Primary Individuals</b>                               |                |                        |               |        |                  |                        |               |        |                        |       |                                   |       |
| Less than \$5,000.....  | 1.7            | 1.5                    | -             | .2     | 2.7              | 2.3                    | -             | .4     | 15.0                   | -     | 11.8                              | -     |
| \$5,000 to \$9,999.....   | 3.1            | 2.6                    | -             | .5     | 17.2             | 12.8                   | .4            | 4.0    | 55.5                   | -     | 38.6                              | -     |
| \$10,000 to \$14,999.....   | 5.1            | 3.0                    | -             | 1.9    | 15.8             | 12.7                   | .8            | 2.5    | 27.8                   | .3    | 25.1                              | .3    |
| \$15,000 to \$19,999.....   | 6.1            | 4.1                    | .3            | 1.7    | 11.2             | 8.6                    | .9            | 1.7    | 26.6                   | -     | 24.5                              | -     |
| \$20,000 to \$24,999.....   | 15.2           | 12.2                   | .8            | 2.2    | 13.5             | 11.1                   | .9            | 1.4    | 23.3                   | -     | 22.7                              | -     |
| \$25,000 to \$29,999.....   | 17.9           | 13.8                   | 1.2           | 3.0    | 13.5             | 11.1                   | 1.1           | 1.3    | 22.5                   | .1    | 22.3                              | .1    |
| \$30,000 to \$34,999.....   | 18.5           | 14.8                   | .8            | 2.9    | 11.5             | 9.7                    | .5            | 1.3    | 14.5                   | -     | 14.5                              | -     |
| \$35,000 to \$39,999.....   | 23.7           | 19.9                   | .6            | 3.1    | 6.6              | 5.6                    | -             | .9     | 8.8                    | .2    | 8.6                               | .2    |
| \$40,000 to \$49,999.....   | 35.0           | 30.8                   | .9            | 3.5    | 11.1             | 10.0                   | .4            | .8     | 9.1                    | -     | 9.0                               | -     |
| \$50,000 to \$59,999.....   | 25.6           | 22.6                   | .6            | 2.4    | 7.8              | 6.8                    | .7            | .3     | 6.2                    | -     | 6.1                               | -     |
| \$60,000 to \$79,999.....   | 24.0           | 21.2                   | .4            | 2.4    | 8.8              | 7.7                    | .4            | .7     | 3.0                    | -     | 2.9                               | -     |
| \$80,000 to \$99,999.....   | 10.8           | 10.1                   | .5            | .2     | 1.7              | 1.5                    | -             | .2     | .6                     | -     | .6                                | -     |
| \$100,000 to \$119,999.....   | 3.9            | 3.5                    | -             | .4     | 2.4              | 1.9                    | .3            | .2     | -                      | -     | -                                 | -     |
| \$120,000 or more.....  | 5.6            | 4.9                    | .2            | .8     | 1.9              | 1.9                    | -             | -      | .6                     | -     | .6                                | -     |
| Median.....   | 41 953         | 43 437                 | 34 915        | 35 147 | 25 905           | 26 962                 | 25 281        | 17 643 | 16 604                 | .3    | 16 703                            | .3    |
| <b>Monthly Housing Costs</b>  |                |                        |               |        |                  |                        |               |        |                        |       |                                   |       |
| Less than \$100.....  | -              | -                      | -             | -      | .2               | -                      | .2            | -      | 1.1                    | -     | .2                                | -     |
| \$100 to \$199.....   | -              | -                      | -             | -      | 7.7              | 5.5                    | -             | 2.2    | 17.2                   | -     | 4.6                               | -     |
| \$200 to \$249.....   | .2             | .2                     | -             | -      | 16.9             | 15.0                   | .4            | 1.5    | 6.0                    | -     | 5.4                               | -     |
| \$250 to \$299.....   | 1.5            | 1.0                    | -             | .5     | 32.0             | 27.4                   | 1.2           | 3.3    | 17.5                   | -     | 15.6                              | -     |
| \$300 to \$349.....   | 3.2            | 2.9                    | -             | .3     | 30.8             | 26.5                   | .9            | 3.4    | 24.2                   | -     | 21.4                              | -     |
| \$350 to \$399.....   | 5.0            | 4.4                    | -             | .5     | 16.1             | 12.8                   | 1.5           | 1.9    | 26.3                   | .2    | 27.1                              | .2    |
| \$400 to \$449.....   | 6.8            | 6.2                    | -             | .8     | 9.8              | 7.6                    | .5            | 1.8    | 29.9                   | -     | 28.7                              | -     |
| \$450 to \$499.....   | 10.0           | 8.8                    | .1            | 1.2    | 3.3              | 2.5                    | .2            | .6     | 27.4                   | .1    | 26.4                              | .1    |
| \$500 to \$599.....   | 23.0           | 18.0                   | 1.3           | 3.8    | 4.7              | 4.2                    | .2            | .3     | 31.8                   | -     | 30.9                              | -     |
| \$600 to \$699.....   | 28.1           | 23.8                   | 1.2           | 3.1    | 1.5              | 1.1                    | .3            | .1     | 16.7                   | -     | 15.9                              | -     |
| \$700 to \$799.....   | 28.0           | 23.0                   | 1.1           | 3.9    | .9               | .2                     | .4            | .2     | 4.6                    | -     | 4.8                               | -     |
| \$800 to \$899.....   | 35.3           | 30.6                   | .7            | 4.1    | .7               | .4                     | .3            | .3     | 2.3                    | .2    | 2.3                               | .2    |
| \$1,000 to \$1,249.....   | 17.5           | 15.7                   | .4            | 1.5    | .6               | .2                     | .4            | .4     | .9                     | -     | .8                                | -     |
| \$1,250 to \$1,499.....   | 6.6            | 5.7                    | .3            | .8     | -                | -                      | -             | .5     | -                      | -     | .5                                | -     |
| \$1,500 or more.....  | 5.8            | 4.1                    | .5            | 1.1    | .6               | .6                     | -             | -      | -                      | .1    | .1                                | .1    |
| No cash rent.....   | -              | -                      | -             | -      | -                | -                      | -             | -      | 2.9                    | .3    | 2.8                               | .3    |
| Mortgage payment not reported.....  | 25.1           | 20.4                   | .9            | 3.7    | -                | -                      | -             | -      | -                      | -     | -                                 | -     |
| Median (excludes no cash rent).....   | 727            | 730                    | 716           | 714    | 310              | 308                    | 362           | 313    | 415                    | -     | 431                               | -     |
| <b>Median Monthly Housing Costs For Owners</b>                                  |                |                        |               |        |                  |                        |               |        |                        |       |                                   |       |
| Monthly costs including all mortgages plus maintenance costs.....               | 754            | 757                    | 719           | 738    | 320              | 317                    | 362           | 325    | -                      | -     | -                                 | -     |
| Monthly costs excluding 2nd and subsequent mortgages and maintenance costs..... | 701            | 703                    | 715           | 684    | 310              | 306                    | 362           | 313    | -                      | -     | -                                 | -     |
| <b>Monthly Housing Costs as Percent of Income</b>                               |                |                        |               |        |                  |                        |               |        |                        |       |                                   |       |
| Less than 5 percent.....  | .7             | .4                     | -             | .4     | 3.9              | 3.4                    | .2            | .3     | 4                      | -     | .3                                | -     |
| 5 to 9 percent.....   | 8.8            | 8.1                    | .2            | .5     | 29.6             | 26.1                   | 1.4           | 2.1    | 4.3                    | .2    | 4.3                               | .2    |
| 10 to 14 percent.....   | 24.9           | 23.2                   | .1            | 1.6    | 27.2             | 24.1                   | .9            | 2.2    | 18.2                   | .2    | 18.8                              | .2    |
| 15 to 19 percent.....   | 32.0           | 27.8                   | 1.1           | 3.3    | 18.3             | 14.8                   | 1.4           | 2.1    | 28.7                   | -     | 26.5                              | -     |
| 20 to 24 percent.....   | 39.0           | 34.0                   | 1.2           | 3.8    | 12.4             | 9.6                    | 1.0           | 1.8    | 28.5                   | .1    | 25.0                              | .1    |
| 25 to 29 percent.....   | 29.6           | 24.2                   | 1.8           | 3.8    | 7.2              | 5.8                    | -             | 1.4    | 30.1                   | -     | 21.3                              | -     |
| 30 to 34 percent.....   | 14.7           | 10.7                   | 1.0           | 3.0    | 6.4              | 5.0                    | .1            | 1.3    | 16.7                   | -     | 13.8                              | -     |
| 35 to 39 percent.....   | 6.7            | 5.8                    | .7            | .9     | 3.3              | 3.1                    | -             | .2     | 10.4                   | -     | 8.8                               | -     |
| 40 to 49 percent.....   | 6.0            | 4.4                    | .2            | 1.4    | 7.1              | 3.8                    | .8            | 2.5    | 17.6                   | -     | 15.5                              | -     |
| 50 to 59 percent.....   | 2.2            | 1.3                    | .3            | .7     | 4.2              | 3.2                    | -             | 1.0    | 11.3                   | -     | 10.5                              | -     |
| 60 to 69 percent.....   | .23            | 1.8                    | -             | .5     | 1.5              | .4                     | .4            | .2     | 12.8                   | -     | 13.8                              | -     |
| 70 to 99 percent.....   | 2.1            | 1.8                    | -             | .5     | 2.5              | 2.1                    | -             | .4     | 15.0                   | -     | 10.5                              | -     |
| 100 percent or more <sup>3</sup> .....  | 1.6            | 1.0                    | -             | .7     | 1.8              | 1.6                    | -             | .2     | 12.2                   | -     | 2.1                               | -     |
| Zero or negative income.....  | .7             | .7                     | -             | -      | .2               | .2                     | -             | -      | 2.2                    | -     | 2.8                               | -     |
| No cash rent.....   | -              | -                      | -             | -      | -                | -                      | -             | -      | 2.9                    | .3    | 2.8                               | .3    |
| Mortgage payment not reported.....  | 24.8           | 20.1                   | .9            | 3.7    | -                | -                      | -             | -      | -                      | -     | -                                 | -     |
| Median (excludes 3 previous lines).....   | 22             | 22                     | 26            | 26     | 16               | 16                     | 17            | 23     | 29                     | -     | 26                                | -     |
| <b>OWNER OCCUPIED UNITS</b>   |                |                        |               |        |                  |                        |               |        |                        |       |                                   |       |
| <b>Total</b> .....  | 196.2          | 164.9                  | 6.4           | 24.9   | 125.7            | 103.8                  | 6.1           | 15.9   | -                      | -     | -                                 | -     |
| <b>Value</b>  |                |                        |               |        |                  |                        |               |        |                        |       |                                   |       |
| Less than \$10,000.....   | .5             | -                      | .2            | .3     | 1.3              | .3                     | .4            | .6     | -                      | -     | -                                 | -     |
| \$10,000 to \$19,999.....   | 3.8            | 1.6                    | -             | 2.3    | 3.3              | 1.2                    | -             | 2.1    | -                      | -     | -                                 | -     |
| \$20,000 to \$29,999.....   | 7.5            | 3.1                    | -             | 4.4    | 5.4              | 2.6                    | -             | 2.8    | -                      | -     | -                                 | -     |
| \$30,000 to \$39,999.....   | 13.2           | 9.1                    | .3            | 3.7    | 7.9              | 4.6                    | .1            | 3.2    | -                      | -     | -                                 | -     |
| \$40,000 to \$49,999.....   | 18.5           | 13.2                   | .7            | 4.8    | 11.9             | 10.3                   | .2            | 1.4    | -                      | -     | -                                 | -     |
| \$50,000 to \$59,999.....   | 22.1           | 17.8                   | 2.1           | 2.2    | 17.1             | 14.2                   | .2            | 1.8    | -                      | -     | -                                 | -     |
| \$60,000 to \$69,999.....   | 23.3           | 21.0                   | .8            | 1.5    | 23.4             | 21.7                   | .5            | 1.2    | -                      | -     | -                                 | -     |
| \$70,000 to \$79,999.....   | 22.9           | 20.6                   | .6            | 1.7    | 16.8             | 14.6                   | 1.2           | .8     | -                      | -     | -                                 | -     |
| \$80,000 to \$99,999.....   | 37.8           | 34.6                   | 1.2           | 2.0    | 18.3             | 17.2                   | .8            | .4     | -                      | -     | -                                 | -     |
| \$100,000 to \$119,999.....   | 16.4           | 15.7                   | .2            | .5     | 9.0              | 7.4                    | .5            | 1.1    | -                      | -     | -                                 | -     |
| \$120,000 to \$149,999.....   | 14.6           | 14.0                   | -             | .6     | 7.3              | 6.2                    | .2            | 1.0    | -                      | -     | -                                 | -     |
| \$150,000 to \$199,999.....   | 8.7            | 8.8                    | -             | .1     | 3.1              | 2.9                    | -             | .2     | -                      | -     | -                                 | -     |
| \$200,000 to \$249,999.....   | 3.6            | 2.6                    | .4            | .7     | 1.1              | .7                     | .2            | .2     | -                      | -     | -                                 | -     |
| \$250,000 to \$299,999.....   | 1.0            | 1.0                    | -             | -      | -                | -                      | -             | -      | -                      | -     | -                                 | -     |
| \$300,000 or more.....  | 2.3            | 2.0                    | -             | .4     | .2               | .2                     | -             | .2     | -                      | -     | -                                 | -     |
| Median.....   | 74 023         | 76 066                 | 59 813        | 43 632 | 66 631           | 66 635                 | 66 343        | 37 306 | -                      | -     | -                                 | -     |

Table 2-19. Income, Costs, and Mortgage - Occupied Units—Con.

[Numbers in thousands. For meaning of symbols, see text.]

| Characteristics  | Owner occupied |                        |               |       |                  |                        |               |       | Renter occupied        |       |                                   |       |
|--|----------------|------------------------|---------------|-------|------------------|------------------------|---------------|-------|------------------------|-------|-----------------------------------|-------|
|  | With mortgage  |                        |               |       | With no mortgage |                        |               |       | All renters            |       | Unsubsidized renters <sup>1</sup> |       |
|  | Total          | Specified <sup>2</sup> | Not specified |       | Total            | Specified <sup>2</sup> | Not specified |       | Specified <sup>3</sup> | Other | Specified <sup>3</sup>            | Other |
|  |                |                        | Condo or Coop | Other |                  |                        | Condo or Coop | Other |                        |       |                                   |       |
| <b>OWNER OCCUPIED UNITS—Con.</b>                       |                |                        |               |       |                  |                        |               |       |                        |       |                                   |       |
| <b>Value-Income Ratio</b>                              |                |                        |               |       |                  |                        |               |       |                        |       |                                   |       |
| Less than 1.5  | 73.3           | 55.8                   | 2.3           | 15.2  | 30.3             | 23.1                   | 1.6           | 5.6   | ...                    | ...   | ...                               | ...   |
| 1.5 to 1.9   | 43.4           | 38.5                   | 1.6           | 3.4   | 14.6             | 12.0                   | 1.0           | 1.6   | ...                    | ...   | ...                               | ...   |
| 2.0 to 2.4   | 34.4           | 30.9                   | 1.5           | 2.1   | 19.0             | 16.4                   | .6            | 2.0   | ...                    | ...   | ...                               | ...   |
| 2.5 to 2.9   | 16.5           | 15.2                   | .6            | .7    | 9.3              | 7.8                    | .5            | 1.0   | ...                    | ...   | ...                               | ...   |
| 3.0 to 3.9   | 15.3           | 12.6                   | .4            | 2.3   | 17.7             | 14.6                   | .9            | 2.2   | ...                    | ...   | ...                               | ...   |
| 4.0 to 4.9   | 4.4            | 4.2                    | -             | .3    | 9.1              | 8.0                    | .4            | .8    | ...                    | ...   | ...                               | ...   |
| 5.0 or more  | 8.2            | 7.0                    | .2            | 1.0   | 25.6             | 21.7                   | 1.2           | 2.7   | ...                    | ...   | ...                               | ...   |
| Zero or negative income                                | .7             | .7                     | -             | -     | .2               | .2                     | -             | -     | ...                    | ...   | ...                               | ...   |
| Median   | 1.8            | 1.8                    | 1.8           | 1.8   | 2.5              | 2.5                    | 2.4           | 2.2   | ...                    | ...   | ...                               | ...   |
| <b>Average Monthly Cost Paid for Real Estate Taxes</b> |                |                        |               |       |                  |                        |               |       |                        |       |                                   |       |
| Less than \$25   | 1.3            | 1.0                    | -             | .3    | .9               | .2                     | .2            | .5    | ...                    | ...   | ...                               | ...   |
| \$25 to \$49   | 2.1            | 1.4                    | -             | .7    | 2.1              | .9                     | -             | 1.2   | ...                    | ...   | ...                               | ...   |
| \$50 to \$74   | 6.3            | 4.5                    | -             | 1.8   | 3.0              | 2.2                    | -             | .8    | ...                    | ...   | ...                               | ...   |
| \$75 to \$99   | 11.5           | 8.9                    | .9            | 1.7   | 6.0              | 4.2                    | .5            | 1.3   | ...                    | ...   | ...                               | ...   |
| \$100 to \$149   | 58.7           | 47.5                   | 2.2           | 9.0   | 36.2             | 31.4                   | 1.2           | 3.8   | ...                    | ...   | ...                               | ...   |
| \$150 to \$199   | 62.6           | 55.3                   | 2.4           | 4.9   | 44.2             | 38.2                   | 2.9           | 3.0   | ...                    | ...   | ...                               | ...   |
| \$200 or more  | 53.7           | 48.3                   | .9            | 6.5   | 33.4             | 26.7                   | 1.3           | 5.4   | ...                    | ...   | ...                               | ...   |
| Median   | 165            | 167                    | 151           | 144   | 167              | 167                    | 170           | 159   | ...                    | ...   | ...                               | ...   |
| <b>OWNERS WITH ONE OR MORE MORTGAGES</b>               |                |                        |               |       |                  |                        |               |       |                        |       |                                   |       |
| Total  | 198.2          | 164.9                  | 6.4           | 24.9  | -                | -                      | -             | -     | ...                    | ...   | ...                               | ...   |
| <b>Monthly Payment for Principal and Interest</b>      |                |                        |               |       |                  |                        |               |       |                        |       |                                   |       |
| Less than \$100  | 6.0            | 6.7                    | -             | 1.3   | ...              | ...                    | ...           | ...   | ...                    | ...   | ...                               | ...   |
| \$100 to \$199   | 19.2           | 16.7                   | .1            | 2.4   | ...              | ...                    | ...           | ...   | ...                    | ...   | ...                               | ...   |
| \$200 to \$249   | 13.4           | 11.7                   | .6            | 1.2   | ...              | ...                    | ...           | ...   | ...                    | ...   | ...                               | ...   |
| \$250 to \$299   | 14.2           | 12.4                   | .4            | 1.3   | ...              | ...                    | ...           | ...   | ...                    | ...   | ...                               | ...   |
| \$300 to \$349   | 13.7           | 10.8                   | .9            | 2.0   | ...              | ...                    | ...           | ...   | ...                    | ...   | ...                               | ...   |
| \$350 to \$399   | 15.5           | 12.5                   | .7            | 2.3   | ...              | ...                    | ...           | ...   | ...                    | ...   | ...                               | ...   |
| \$400 to \$449   | 12.9           | 10.8                   | .4            | 1.9   | ...              | ...                    | ...           | ...   | ...                    | ...   | ...                               | ...   |
| \$450 to \$499   | 12.3           | 10.6                   | .1            | 1.6   | ...              | ...                    | ...           | ...   | ...                    | ...   | ...                               | ...   |
| \$500 to \$599   | 24.8           | 20.5                   | 1.1           | 3.2   | ...              | ...                    | ...           | ...   | ...                    | ...   | ...                               | ...   |
| \$600 to \$699   | 13.9           | 13.0                   | -             | .9    | ...              | ...                    | ...           | ...   | ...                    | ...   | ...                               | ...   |
| \$700 to \$799   | 8.4            | 6.8                    | .4            | 1.3   | ...              | ...                    | ...           | ...   | ...                    | ...   | ...                               | ...   |
| \$800 to \$999   | 9.7            | 8.0                    | .5            | 1.1   | ...              | ...                    | ...           | ...   | ...                    | ...   | ...                               | ...   |
| \$1,000 to \$1,249                                     | 2.3            | 1.8                    | .3            | .2    | ...              | ...                    | ...           | ...   | ...                    | ...   | ...                               | ...   |
| \$1,250 to \$1,499                                     | 2.2            | 2.2                    | -             | -     | ...              | ...                    | ...           | ...   | ...                    | ...   | ...                               | ...   |
| \$1,500 or more  | .7             | .2                     | -             | .5    | ...              | ...                    | ...           | ...   | ...                    | ...   | ...                               | ...   |
| Not reported   | 25.1           | 20.4                   | .9            | 3.7   | ...              | ...                    | ...           | ...   | ...                    | ...   | ...                               | ...   |
| Median   | 406            | 407                    | 404           | 402   | ...              | ...                    | ...           | ...   | ...                    | ...   | ...                               | ...   |
| <b>Type of Primary Mortgage</b>                        |                |                        |               |       |                  |                        |               |       |                        |       |                                   |       |
| FHA  | 14.6           | 12.1                   | .3            | 2.2   | ...              | ...                    | ...           | ...   | ...                    | ...   | ...                               | ...   |
| VA   | 20.5           | 17.5                   | .5            | 2.6   | ...              | ...                    | ...           | ...   | ...                    | ...   | ...                               | ...   |
| Farmers Home Administration                            | .8             | .8                     | -             | -     | ...              | ...                    | ...           | ...   | ...                    | ...   | ...                               | ...   |
| Other types  | 156.4          | 131.9                  | 5.4           | 19.1  | ...              | ...                    | ...           | ...   | ...                    | ...   | ...                               | ...   |
| Don't know   | .8             | .8                     | -             | -     | ...              | ...                    | ...           | ...   | ...                    | ...   | ...                               | ...   |
| Not reported   | 3.0            | 1.8                    | .2            | 1.0   | ...              | ...                    | ...           | ...   | ...                    | ...   | ...                               | ...   |
| <b>Mortgage Origination</b>                            |                |                        |               |       |                  |                        |               |       |                        |       |                                   |       |
| Placed new mortgage(s)                                 | 172.4          | 146.2                  | 5.9           | 20.3  | ...              | ...                    | ...           | ...   | ...                    | ...   | ...                               | ...   |
| Primary obtained when property acquired                | 133.3          | 112.2                  | 6.7           | 15.3  | ...              | ...                    | ...           | ...   | ...                    | ...   | ...                               | ...   |
| Obtained later   | 39.1           | 34.0                   | .2            | 4.9   | ...              | ...                    | ...           | ...   | ...                    | ...   | ...                               | ...   |
| Date not reported                                      | -              | -                      | -             | -     | ...              | ...                    | ...           | ...   | ...                    | ...   | ...                               | ...   |
| Assumed  | 3.6            | 2.7                    | -             | .8    | ...              | ...                    | ...           | ...   | ...                    | ...   | ...                               | ...   |
| Wrap-around  | -              | -                      | -             | -     | ...              | ...                    | ...           | ...   | ...                    | ...   | ...                               | ...   |
| Combination of the above                               | 17.5           | 14.5                   | .3            | 2.6   | ...              | ...                    | ...           | ...   | ...                    | ...   | ...                               | ...   |
| Origin not reported                                    | 2.8            | 1.4                    | .2            | 1.2   | ...              | ...                    | ...           | ...   | ...                    | ...   | ...                               | ...   |
| <b>Payment Plan of Primary Mortgage</b>                |                |                        |               |       |                  |                        |               |       |                        |       |                                   |       |
| Fixed payment, self amortizing                         | 144.7          | 123.7                  | 4.0           | 17.0  | ...              | ...                    | ...           | ...   | ...                    | ...   | ...                               | ...   |
| Adjustable rate mortgage                               | 30.9           | 25.0                   | 1.5           | 4.4   | ...              | ...                    | ...           | ...   | ...                    | ...   | ...                               | ...   |
| Adjustable term mortgage                               | .2             | .2                     | -             | -     | ...              | ...                    | ...           | ...   | ...                    | ...   | ...                               | ...   |
| Graduated payment mortgage                             | 2.2            | 1.8                    | .1            | .2    | ...              | ...                    | ...           | ...   | ...                    | ...   | ...                               | ...   |
| Balloon  | 1.5            | 1.5                    | -             | -     | ...              | ...                    | ...           | ...   | ...                    | ...   | ...                               | ...   |
| Other  | 1.5            | 1.5                    | -             | -     | ...              | ...                    | ...           | ...   | ...                    | ...   | ...                               | ...   |
| Combination of the above                               | 1.6            | 1.5                    | -             | .1    | ...              | ...                    | ...           | ...   | ...                    | ...   | ...                               | ...   |
| Not reported   | 13.7           | 9.7                    | .8            | 3.2   | ...              | ...                    | ...           | ...   | ...                    | ...   | ...                               | ...   |
| <b>Payment Plan of Secondary Mortgage</b>              |                |                        |               |       |                  |                        |               |       |                        |       |                                   |       |
| Units with two or more mortgages                       | 20.2           | 16.6                   | .3            | 3.3   | ...              | ...                    | ...           | ...   | ...                    | ...   | ...                               | ...   |
| Fixed payment, self amortizing                         | 10.3           | 8.2                    | .3            | 1.9   | ...              | ...                    | ...           | ...   | ...                    | ...   | ...                               | ...   |
| Adjustable rate mortgage                               | 2.2            | 2.0                    | -             | .2    | ...              | ...                    | ...           | ...   | ...                    | ...   | ...                               | ...   |
| Adjustable term mortgage                               | .2             | -                      | -             | .2    | ...              | ...                    | ...           | ...   | ...                    | ...   | ...                               | ...   |
| Graduated payment mortgage                             | -              | -                      | -             | -     | ...              | ...                    | ...           | ...   | ...                    | ...   | ...                               | ...   |
| Balloon  | .4             | .4                     | -             | -     | ...              | ...                    | ...           | ...   | ...                    | ...   | ...                               | ...   |
| Other  | -              | -                      | -             | -     | ...              | ...                    | ...           | ...   | ...                    | ...   | ...                               | ...   |
| Combination of the above                               | .7             | .7                     | -             | -     | ...              | ...                    | ...           | ...   | ...                    | ...   | ...                               | ...   |
| Not reported   | 6.4            | 5.4                    | -             | 1.0   | ...              | ...                    | ...           | ...   | ...                    | ...   | ...                               | ...   |

**Table 2-19. Income, Costs, and Mortgage - Occupied Units—Con.**

[Numbers in thousands. For meaning of symbols, see text.]

| Characteristics                                   | Owner occupied |                        |               |       |                  |                        |               |       | Renter occupied        |       |                                   |       |
|---|----------------|------------------------|---------------|-------|------------------|------------------------|---------------|-------|------------------------|-------|-----------------------------------|-------|
|   | With mortgage  |                        |               |       | With no mortgage |                        |               |       | All renters            |       | Unsubsidized renters <sup>1</sup> |       |
|   | Total          | Specified <sup>2</sup> | Not specified |       | Total            | Specified <sup>2</sup> | Not specified |       | Specified <sup>3</sup> | Other | Specified <sup>3</sup>            | Other |
|   |                |                        | Condo or Coop | Other |                  |                        | Condo or Coop | Other |                        |       |                                   |       |
| <b>OWNERS WITH ONE OR MORE MORTGAGES—Con.</b>     |                |                        |               |       |                  |                        |               |       |                        |       |                                   |       |
| <b>Lenders of Primary and Secondary Mortgages</b> |                |                        |               |       |                  |                        |               |       |                        |       |                                   |       |
| Only borrowed from firm(s) .....                  | 182.3          | 154.3                  | 6.2           | 21.8  | ...              | ...                    | ...           | ...   | ...                    | ...   | ...                               | ...   |
| Only borrowed from seller .....                   | 2.2            | 1.6                    | -             | .4    | ...              | ...                    | ...           | ...   | ...                    | ...   | ...                               | ...   |
| Only borrowed from other individual(s) .....      | 1.7            | 1.5                    | -             | .2    | ...              | ...                    | ...           | ...   | ...                    | ...   | ...                               | ...   |
| Borrowed from a firm and seller .....             | .3             | .1                     | -             | .2    | ...              | ...                    | ...           | ...   | ...                    | ...   | ...                               | ...   |
| Borrowed from a firm and other individual .....   | .9             | .8                     | -             | .2    | ...              | ...                    | ...           | ...   | ...                    | ...   | ...                               | ...   |
| Borrowed from seller and other individual .....   | -              | -                      | -             | -     | ...              | ...                    | ...           | ...   | ...                    | ...   | ...                               | ...   |
| One or both sources not reported .....            | 8.7            | 6.4                    | .2            | 2.1   | ...              | ...                    | ...           | ...   | ...                    | ...   | ...                               | ...   |

<sup>1</sup>Excludes units in public housing projects, and housing units with government rent subsidies.

<sup>2</sup>Limited to one-unit structures on less than 10 acres and no business on property.

<sup>3</sup>Excludes one-unit structures on 10 acres or more.

<sup>4</sup>May reflect a temporary situation, living off savings, or response error.

**Table 2-20. Income of Families and Primary Individuals by Selected Characteristics - Occupied Units**

[Numbers in thousands. For meaning of symbols, see text.]

| Characteristics   | Total | Zero to negative | \$1 to \$4,999 | \$5,000 to \$9,999 | \$10,000 to \$14,999 | \$15,000 to \$19,999 | \$20,000 to \$29,999 | \$30,000 to \$39,999 | \$40,000 to \$59,999 | \$60,000 to \$79,999 | \$80,000 to \$99,999 | \$100,000 to \$119,999 | \$120,000 or more | Median |
|---|-------|------------------|----------------|--------------------|----------------------|----------------------|----------------------|----------------------|----------------------|----------------------|----------------------|------------------------|-------------------|--------|
| <b>Total</b> .....  | 536.4 | 3.1              | 16.3           | 75.8               | 49.0                 | 43.9                 | 106.0                | 83.7                 | 94.9                 | 35.6                 | 13.2                 | 6.2                    | 6.4               | 27 556 |
| <b>Units in Structure</b>                                       |       |                  |                |                    |                      |                      |                      |                      |                      |                      |                      |                        |                   |        |
| 1, detached.....  | 295.2 | .9               | 3.5            | 20.4               | 17.9                 | 16.4                 | 54.7                 | 53.2                 | 72.1                 | 30.7                 | 12.1                 | 5.7                    | 7.5               | 36 349 |
| 1, attached.....  | 25.5  | -.3              | 2.1            | 2.0                | 2.8                  | 2.8                  | 5.7                  | 4.3                  | 6.0                  | 1.4                  | .5                   | .3                     | .2                | 29 679 |
| 2 to 4.....   | 120.6 | .7               | 5.8            | 29.1               | 17.0                 | 14.4                 | 25.3                 | 16.0                 | 9.5                  | 2.2                  | .1                   | .2                     | .2                | 17 653 |
| 5 to 9.....   | 27.0  | .2               | 1.6            | 3.8                | 4.2                  | 3.9                  | 6.5                  | 4.0                  | 2.0                  | .5                   | .1                   | -.                     | -.                | 19 795 |
| 10 to 19.....   | 17.6  | .4               | 1.1            | 3.1                | 1.9                  | 1.5                  | 5.9                  | 1.9                  | 1.7                  | .2                   | -.                   | -.                     | -.                | 21 555 |
| 20 to 49.....   | 21.0  | .6               | 1.3            | 5.0                | 2.2                  | 2.2                  | 4.1                  | 2.2                  | 2.5                  | .5                   | -.                   | -.                     | .3                | 18 022 |
| 50 or more.....   | 27.4  | .2               | 2.7            | 11.6               | 3.6                  | 2.3                  | 3.5                  | 2.2                  | .6                   | .2                   | .3                   | -.                     | .2                | 9 638  |
| Mobile home or trailer.....                                     | 2.0   | -.               | -.             | .7                 | .2                   | .3                   | .4                   | -.                   | .4                   | -.                   | -.                   | -.                     | -.                | ...    |
| <b>Year Structure Built<sup>1</sup></b>                         |       |                  |                |                    |                      |                      |                      |                      |                      |                      |                      |                        |                   |        |
| 1990 to 1994.....   | -.    | -.               | -.             | -.                 | -.                   | -.                   | -.                   | -.                   | -.                   | -.                   | -.                   | -.                     | -.                | ...    |
| 1985 to 1989.....   | 16.5  | -.3              | .8             | 1.2                | 1.3                  | 2.4                  | 1.7                  | 5.8                  | 1.9                  | .6                   | .2                   | .5                     | .5                | 42 107 |
| 1980 to 1984.....   | 15.5  | -.8              | 1.4            | .3                 | .9                   | 2.5                  | 2.8                  | 4.2                  | 1.1                  | .5                   | .3                   | .6                     | .6                | 36 437 |
| 1975 to 1979.....   | 42.1  | .4               | 1.2            | 5.8                | 1.8                  | 1.8                  | 7.7                  | 7.6                  | 9.3                  | 3.7                  | 1.7                  | 2.2                    | 1.0               | 33 106 |
| 1970 to 1974.....   | 45.4  | .4               | 1.2            | 5.6                | 3.8                  | 2.0                  | 5.5                  | 8.1                  | 9.1                  | 5.0                  | 2.2                  | .8                     | 1.8               | 35 214 |
| 1960 to 1969.....   | 90.0  | .2               | 2.1            | 10.3               | 5.9                  | 7.9                  | 18.9                 | 13.6                 | 17.0                 | 7.5                  | 3.2                  | 1.4                    | 2.0               | 29 829 |
| 1950 to 1959.....   | 102.1 | .4               | 2.1            | 10.2               | 7.3                  | 6.1                  | 22.3                 | 17.1                 | 22.1                 | 8.4                  | 2.2                  | 1.1                    | 1.0               | 30 408 |
| 1940 to 1949.....   | 36.9  | -.4              | 1.4            | 3.1                | 4.0                  | 3.6                  | 8.1                  | 6.1                  | 6.5                  | 2.8                  | .3                   | .8                     | .2                | 27 855 |
| 1930 to 1939.....   | 65.8  | .9               | 1.9            | 13.5               | 8.1                  | 6.8                  | 13.8                 | 10.0                 | 7.8                  | 1.4                  | .5                   | .2                     | 1.0               | 21 244 |
| 1920 to 1929.....   | 51.1  | .2               | 2.5            | 9.4                | 6.8                  | 4.3                  | 11.4                 | 7.4                  | 5.7                  | 1.5                  | .8                   | .9                     | .2                | 22 040 |
| 1919 or earlier.....  | 70.9  | .5               | 2.8            | 15.7               | 9.7                  | 7.1                  | 13.7                 | 9.5                  | 7.4                  | 2.6                  | 1.2                  | .4                     | .2                | 19 677 |
| Median.....   | 1954  | ...              | 1947           | 1939               | 1940                 | 1950                 | 1963                 | 1955                 | 1959                 | 1962                 | 1965                 | 1958                   | 1968              | ...    |
| <b>Rooms</b>  |       |                  |                |                    |                      |                      |                      |                      |                      |                      |                      |                        |                   |        |
| 1 room.....   | 5.4   | .2               | 1.0            | 1.7                | 1.0                  | .3                   | .8                   | .4                   | .1                   | -.                   | -.                   | -.                     | -.                | 9 384  |
| 2 rooms.....  | 5.1   | .1               | .8             | 1.8                | 1.5                  | .4                   | .4                   | .3                   | -.                   | -.                   | -.                   | -.                     | -.                | 10 254 |
| 3 rooms.....  | 51.0  | 1.0              | 3.6            | 15.5               | 6.8                  | 6.8                  | 10.1                 | 4.7                  | 1.9                  | .6                   | -.                   | -.                     | .2                | 14 056 |
| 4 rooms.....  | 93.9  | .1               | 4.8            | 20.1               | 11.7                 | 11.8                 | 23.9                 | 10.5                 | 8.0                  | 2.1                  | .3                   | .4                     | .4                | 19 411 |
| 5 rooms.....  | 137.1 | .8               | 4.2            | 20.5               | 13.8                 | 13.4                 | 31.3                 | 23.3                 | 22.0                 | 6.3                  | .9                   | .2                     | .3                | 25 064 |
| 6 rooms.....  | 104.3 | .2               | 1.2            | 10.3               | 9.0                  | 7.0                  | 20.0                 | 21.0                 | 25.3                 | 7.2                  | 1.1                  | 1.0                    | 1.0               | 32 141 |
| 7 rooms.....  | 68.8  | .6               | .9             | 4.1                | 3.2                  | 2.4                  | 11.6                 | 11.6                 | 18.1                 | 9.1                  | 4.7                  | 1.3                    | 1.3               | 40 048 |
| 8 rooms.....  | 39.9  | -.3              | 1.1            | 1.1                | 1.1                  | .8                   | 4.2                  | 7.4                  | 12.8                 | 6.3                  | 2.5                  | 1.2                    | 2.4               | 48 178 |
| 9 rooms.....  | 20.3  | -.               | -.             | .5                 | .3                   | 1.1                  | 2.5                  | 3.0                  | 3.7                  | 3.5                  | 1.9                  | 1.6                    | 2.2               | 54 883 |
| 10 rooms or more.....   | 10.6  | -.               | -.             | .1                 | .6                   | .3                   | 1.4                  | 1.4                  | 3.0                  | .8                   | 1.7                  | .6                     | .7                | 49 709 |
| Median.....   | 5.3   | ...              | 4.2            | 4.4                | 4.8                  | 4.7                  | 5.1                  | 5.8                  | 6.1                  | 6.7                  | 7.4                  | 7.7                    | 7.9               | ...    |
| <b>Bedrooms</b>   |       |                  |                |                    |                      |                      |                      |                      |                      |                      |                      |                        |                   |        |
| None.....   | 8.7   | .4               | 1.3            | 2.8                | 1.6                  | .6                   | 1.2                  | .5                   | .1                   | .1                   | -.                   | -.                     | -.                | 9 745  |
| 1.....  | 68.9  | 1.0              | 4.7            | 19.3               | 9.2                  | 9.4                  | 14.0                 | 6.8                  | 3.3                  | .4                   | -.                   | .4                     | .3                | 15 122 |
| 2.....  | 163.5 | .7               | 6.0            | 30.7               | 20.8                 | 18.2                 | 39.4                 | 21.9                 | 19.4                 | 5.0                  | .5                   | .5                     | .3                | 21 329 |
| 3.....  | 217.7 | .7               | 3.5            | 19.6               | 14.3                 | 11.9                 | 40.3                 | 41.5                 | 53.3                 | 20.9                 | 5.8                  | 2.6                    | 3.4               | 34 464 |
| 4 or more.....  | 77.7  | .4               | .7             | 3.4                | 3.0                  | 3.7                  | 11.1                 | 13.0                 | 18.8                 | 9.4                  | 7.1                  | 2.7                    | 4.4               | 43 819 |
| Median.....   | 2.6   | ...              | 1.8            | 2.0                | 2.2                  | 2.2                  | 2.5                  | 2.8                  | 3.0                  | 3.1                  | 3.5+                 | 3.4                    | 3.5+              | ...    |
| <b>Complete Bathrooms</b>                                       |       |                  |                |                    |                      |                      |                      |                      |                      |                      |                      |                        |                   |        |
| None.....   | 4.0   | .1               | .7             | 1.0                | 1.4                  | -.                   | .1                   | .2                   | .2                   | .2                   | -.                   | -.                     | -.                | 10 672 |
| 1.....  | 291.6 | 2.1              | 13.0           | 61.6               | 36.0                 | 34.6                 | 65.5                 | 39.3                 | 29.5                 | 8.0                  | .6                   | 1.2                    | .3                | 19 797 |
| 1 and one-half.....   | 148.7 | .7               | 1.9            | 9.4                | 9.2                  | 6.0                  | 28.8                 | 30.5                 | 41.7                 | 13.1                 | 3.5                  | 2.2                    | 1.8               | 36 043 |
| 2 or more.....  | 92.1  | .2               | .8             | 3.9                | 2.4                  | 3.3                  | 11.6                 | 13.7                 | 23.4                 | 14.6                 | 9.1                  | 2.9                    | 6.3               | 48 796 |
| <b>Main Heating Equipment</b>                                   |       |                  |                |                    |                      |                      |                      |                      |                      |                      |                      |                        |                   |        |
| Warm-air furnace.....   | 399.5 | 2.0              | 9.3            | 45.1               | 34.4                 | 32.5                 | 78.3                 | 65.2                 | 79.8                 | 30.6                 | 10.9                 | 5.0                    | 6.3               | 29 753 |
| Steam or hot water system.....                                  | 95.9  | .8               | 5.3            | 20.4               | 11.8                 | 7.8                  | 19.3                 | 13.4                 | 10.1                 | 3.3                  | 1.9                  | 1.1                    | 1.0               | 21 083 |
| Electric heat pump.....   | 2.7   | -.               | .5             | -.                 | -.                   | .3                   | .3                   | .3                   | .1                   | .7                   | .2                   | -.                     | .3                | ...    |
| Built-in electric units.....                                    | 27.4  | .1               | 1.4            | 6.2                | 2.0                  | 2.4                  | 5.8                  | 4.3                  | 4.0                  | .3                   | .2                   | .1                     | .6                | 22 836 |
| Floor, wall, or other built-in hot air units without ducts..... | 2.1   | .2               | -.             | .7                 | .1                   | .4                   | .7                   | -.                   | -.                   | -.                   | -.                   | -.                     | -.                | ...    |
| Room heaters with flue.....                                     | 4.9   | -.               | .3             | 2.1                | .5                   | .4                   | 1.0                  | .2                   | .2                   | .1                   | -.                   | -.                     | -.                | 9 991  |
| Room heaters without flue.....                                  | .9    | -.               | -.             | .2                 | .2                   | .1                   | .1                   | .2                   | -.                   | -.                   | -.                   | -.                     | -.                | ...    |
| Portable electric heaters.....                                  | .1    | -.               | -.             | -.                 | -.                   | .1                   | -.                   | -.                   | -.                   | -.                   | -.                   | -.                     | -.                | ...    |
| Stoves.....   | 1.3   | -.               | -.             | .4                 | -.                   | -.                   | .4                   | -.                   | .2                   | .3                   | -.                   | -.                     | -.                | ...    |
| Fireplaces with inserts.....                                    | .7    | -.               | -.             | -.                 | -.                   | -.                   | -.                   | .1                   | .2                   | .2                   | -.                   | -.                     | .2                | ...    |
| Fireplaces without inserts.....                                 | .5    | -.               | -.             | -.                 | -.                   | -.                   | -.                   | -.                   | -.                   | -.                   | -.                   | -.                     | -.                | ...    |
| Other.....  | .5    | -.               | -.             | -.                 | -.                   | -.                   | -.                   | -.                   | .2                   | .3                   | -.                   | -.                     | -.                | ...    |
| None.....   | .2    | -.               | -.             | -.                 | -.                   | .1                   | .1                   | -.                   | -.                   | -.                   | -.                   | -.                     | -.                | ...    |
| <b>Source of Water</b>  |       |                  |                |                    |                      |                      |                      |                      |                      |                      |                      |                        |                   |        |
| Public system or private company.....                           | 458.5 | 2.9              | 15.3           | 72.3               | 44.1                 | 40.0                 | 95.7                 | 71.9                 | 72.7                 | 24.1                 | 8.9                  | 4.3                    | 6.2               | 25 696 |
| Well serving 1 to 5 units.....                                  | 77.5  | .2               | 1.0            | 3.3                | 4.9                  | 3.9                  | 10.1                 | 11.8                 | 22.0                 | 11.8                 | 4.3                  | 1.9                    | 2.3               | 43 204 |
| Drilled.....  | 68.8  | .2               | .5             | 2.8                | 4.0                  | 3.2                  | 8.8                  | 10.9                 | 19.5                 | 11.4                 | 3.4                  | 1.9                    | 1.9               | 43 802 |
| Dug.....  | 1.5   | -.               | .3             | -.                 | -.                   | -.                   | -.                   | -.                   | .7                   | -.                   | -.                   | -.                     | .2                | ...    |
| Not reported.....   | 7.5   | -.               | .1             | .5                 | .9                   | .7                   | 1.3                  | .9                   | 1.8                  | .4                   | .7                   | -.                     | .2                | 32 660 |
| Other.....  | .4    | -.               | -.             | .1                 | -.                   | -.                   | .2                   | -.                   | .1                   | -.                   | -.                   | -.                     | -.                | ...    |
| <b>Means of Sewage Disposal</b>                                 |       |                  |                |                    |                      |                      |                      |                      |                      |                      |                      |                        |                   |        |
| Public sewer.....   | 478.7 | 2.9              | 15.8           | 72.5               | 44.8                 | 39.7                 | 96.8                 | 73.3                 | 80.9                 | 29.5                 | 10.9                 | 5.5                    | 6.1               | 26 575 |
| Septic tank, cesspool, chemical toilet.....                     | 57.6  | .2               | .5             | 3.2                | 4.2                  | 4.2                  | 9.3                  | 10.4                 | 14.0                 | 6.3                  | 2.3                  | .7                     | 2.4               | 37 017 |
| Other.....  | .1    | -.               | -.             | .1                 | -.                   | -.                   | -.                   | -.                   | -.                   | -.                   | -.                   | -.                     | -.                | ...    |
| <b>Main House Heating Fuel</b>                                  |       |                  |                |                    |                      |                      |                      |                      |                      |                      |                      |                        |                   |        |
| Housing units with heating fuel.....                            |       |                  |                |                    |                      |                      |                      |                      |                      |                      |                      |                        |                   |        |
| Electricity.....  | 536.2 | 3.1              | 16.3           | 75.8               | 49.0                 | 43.8                 | 105.9                | 83.7                 | 94.9                 | 35.6                 | 13.2                 | 6.2                    | 6.4               | 27 584 |
| Piped gas.....  | 34.8  | .1               | 1.4            | 7.2                | 2.9                  | 3.5                  | 6.7                  | 4.8                  | 5.1                  | 1.1                  | .4                   | .4                     | 1.0               | 23 389 |
| Bottled gas.....  | 419.5 | 2.1              | 12.2           | 57.4               | 39.1                 | 33.5                 | 84.6                 | 64.3                 | 78.3                 | 28.8                 | 10.4                 | 4.4                    | 6.2               | 27 724 |
| Fuel oil.....   | 4.8   | -.               | .5             | .2                 | .2                   | .7                   | .5                   | 1.3                  | 1.4                  | -.                   | .2                   | .2                     | -.                | 34 828 |
| Kerosene or other liquid fuel.....                              | 73.1  | .9               | 2.7            | 9.9                | 6.5                  | 6.0                  | 13.7                 | 12.8                 | 11.5                 | 4.8                  | 2.0                  | 1.2                    | 1.0               | 27 672 |
| Coal or coke.....   | -.    | -.               | -.             | -.                 | -.                   | -.                   | -.                   | -.                   | -.                   | -.                   | -.                   | -.                     | -.                | ...    |
| Wood.....   | 2.9   | -.               | -.             | .4                 | -.                   | -.                   | .4                   | .4                   | .8                   | .7                   | .2                   | -.                     | .2                | ...    |
| Solar energy.....   | .2    | -.               | -.             | -.                 | -.                   | -.                   | -.                   | -.                   | -.                   | -.                   | -.                   | -.                     | -.                | ...    |
| Other.....  | 1.1   | -.               | -.             | .4                 | .4                   | -.                   | -.                   | -.                   | -.                   | .2                   | -.                   | -.                     | -.                | ...    |

**Table 2-20. Income of Families and Primary Individuals by Selected Characteristics - Occupied Units—Con.**

[Numbers in thousands. For meaning of symbols, see text.]

| Characteristics   | Total | Zero to negative | \$1 to \$4,999 | \$5,000 to \$9,999 | \$10,000 to \$14,999 | \$15,000 to \$19,999 | \$20,000 to \$29,999 | \$30,000 to \$39,999 | \$40,000 to \$59,999 | \$60,000 to \$79,999 | \$80,000 to \$99,999 | \$100,000 to \$119,999 | \$120,000 or more | Median |
|---|-------|------------------|----------------|--------------------|----------------------|----------------------|----------------------|----------------------|----------------------|----------------------|----------------------|------------------------|-------------------|--------|
| <b>Cooking Fuel</b>   |       |                  |                |                    |                      |                      |                      |                      |                      |                      |                      |                        |                   |        |
| With cooking fuel.....  | 534.0 | 2.8              | 15.4           | 75.4               | 48.5                 | 43.9                 | 105.8                | 83.6                 | 94.9                 | 35.8                 | 13.2                 | 6.2                    | 8.4               | 27 651 |
| Electricity.....  | 279.2 | 1.5              | 6.2            | 30.0               | 19.6                 | 21.6                 | 52.6                 | 46.0                 | 55.3                 | 25.8                 | 9.1                  | 4.8                    | 6.9               | 31 777 |
| Piped gas.....  | 251.4 | 1.4              | 9.0            | 45.2               | 28.4                 | 21.5                 | 52.9                 | 36.6                 | 39.2                 | 10.0                 | 4.1                  | 1.5                    | 1.5               | 23 822 |
| Bottled gas.....  | 3.2   | -                | .2             | .2                 | .5                   | .5                   | .4                   | .9                   | .4                   | -                    | -                    | -                      | -                 | ...    |
| Kerosene or other liquid fuel.....  | .1    | -                | -              | -                  | -                    | .1                   | -                    | -                    | -                    | -                    | -                    | -                      | -                 | ...    |
| Coal or coke.....   | -     | -                | -              | -                  | -                    | -                    | -                    | -                    | -                    | -                    | -                    | -                      | -                 | ...    |
| Wood.....   | -     | -                | -              | -                  | -                    | -                    | -                    | -                    | -                    | -                    | -                    | -                      | -                 | ...    |
| Other.....  | .1    | -                | -              | -                  | -                    | .1                   | -                    | -                    | -                    | -                    | -                    | -                      | -                 | ...    |
| <b>Persons</b>  |       |                  |                |                    |                      |                      |                      |                      |                      |                      |                      |                        |                   |        |
| 1 person.....   | 130.8 | 1.5              | 7.8            | 37.2               | 18.6                 | 15.9                 | 27.6                 | 13.9                 | 5.1                  | 1.8                  | .2                   | .6                     | .7                | 15 119 |
| 2 persons.....  | 171.7 | 1.0              | 5.0            | 16.7               | 20.0                 | 16.0                 | 40.5                 | 26.4                 | 29.0                 | 9.8                  | 3.1                  | 2.3                    | 2.1               | 26 695 |
| 3 persons.....  | 91.5  | .5               | 1.5            | 8.9                | 5.5                  | 5.0                  | 16.0                 | 17.3                 | 21.8                 | 9.4                  | 3.0                  | .9                     | 1.7               | 34 906 |
| 4 persons.....  | 86.9  | -                | 1.1            | 8.5                | 2.5                  | 4.3                  | 13.7                 | 16.0                 | 24.7                 | 7.7                  | 4.9                  | 1.2                    | 2.1               | 38 241 |
| 5 persons.....  | 35.0  | -                | .9             | 2.2                | 1.3                  | .8                   | 5.0                  | 7.8                  | 9.5                  | 4.7                  | 1.1                  | .8                     | 1.0               | 39 433 |
| 6 persons.....  | 12.0  | .2               | .1             | 1.1                | .5                   | .9                   | 1.8                  | 1.5                  | 2.8                  | 1.6                  | .4                   | .4                     | .7                | 39 148 |
| 7 persons or more.....  | 8.5   | -                | -              | 1.2                | .6                   | 1.0                  | 1.3                  | .7                   | 2.0                  | 1.0                  | .5                   | -                      | .2                | 32 608 |
| Median.....   | 2.3   | -                | 1.6            | 1.5                | 1.8                  | 1.9                  | 2.1                  | 2.6                  | 3.1                  | 3.2                  | 3.6                  | 2.8                    | 3.3               | -      |
| <b>Household Composition by Age of Householder</b>                              |       |                  |                |                    |                      |                      |                      |                      |                      |                      |                      |                        |                   |        |
| 2-or-more person households.....  | 405.6 | 1.7              | 8.5            | 38.6               | 30.4                 | 28.0                 | 78.4                 | 69.8                 | 89.8                 | 34.0                 | 13.0                 | 5.6                    | 7.8               | 32 474 |
| Married-couple families, no nonrelatives.....                                   | 286.1 | .3               | 2.0            | 11.1               | 14.4                 | 15.9                 | 52.5                 | 54.9                 | 79.8                 | 30.5                 | 11.9                 | 5.2                    | 7.6               | 38 539 |
| Under 25 years.....   | 6.1   | -                | .2             | .4                 | .3                   | 1.1                  | 2.1                  | .9                   | 1.0                  | -                    | -                    | -                      | -                 | 24 879 |
| 25 to 29 years.....   | 24.8  | -                | -              | 1.0                | .6                   | 2.1                  | 5.1                  | 6.6                  | 7.0                  | 2.0                  | .3                   | .2                     | -                 | 35 594 |
| 30 to 34 years.....   | 35.8  | .2               | .1             | 1.3                | .6                   | .9                   | 6.8                  | 7.6                  | 13.3                 | 3.3                  | .9                   | .5                     | .2                | 40 497 |
| 35 to 44 years.....   | 66.7  | -                | .3             | 1.1                | .5                   | 1.6                  | 7.2                  | 15.1                 | 26.1                 | 8.8                  | 2.9                  | 1.1                    | 2.0               | 45 813 |
| 45 to 64 years.....   | 106.6 | .1               | .4             | 2.0                | 3.0                  | 4.4                  | 17.7                 | 20.1                 | 28.9                 | 14.9                 | 7.4                  | 2.9                    | 4.8               | 43 878 |
| 65 years and over.....  | 48.1  | -                | 1.0            | 5.3                | 8.4                  | 5.8                  | 13.6                 | 4.6                  | 3.4                  | 1.5                  | .3                   | .6                     | .6                | 21 149 |
| Other male householder.....   | 34.7  | .1               | 1.4            | 2.9                | 3.9                  | 4.7                  | 9.0                  | 5.5                  | 4.3                  | 1.6                  | .8                   | .4                     | .2                | 24 901 |
| Under 45 years.....   | 21.2  | .1               | .9             | 2.5                | 2.8                  | 3.2                  | 6.4                  | 3.0                  | 1.1                  | .9                   | .2                   | .1                     | .1                | 21 591 |
| 45 to 64 years.....   | 10.1  | -                | .1             | .4                 | .5                   | 1.1                  | 2.1                  | 1.8                  | 2.3                  | .7                   | .6                   | .2                     | .2                | 34 015 |
| 65 years and over.....  | 3.4   | -                | .3             | -                  | .5                   | .3                   | .5                   | .7                   | .9                   | -                    | -                    | .2                     | -                 | ...    |
| Other female householder.....   | 84.8  | 1.2              | 5.2            | 24.6               | 12.0                 | 7.4                  | 17.0                 | 9.4                  | 5.7                  | 1.9                  | .3                   | -                      | -                 | 14 724 |
| Under 45 years.....   | 54.9  | .8               | 3.9            | 20.0               | 8.0                  | 5.0                  | 9.9                  | 5.2                  | 1.4                  | .7                   | -                    | -                      | -                 | 11 751 |
| 45 to 64 years.....   | 19.4  | .4               | .7             | 3.2                | 1.8                  | 1.2                  | 5.2                  | 3.0                  | 2.9                  | .8                   | .1                   | -                      | -                 | 24 456 |
| 65 years and over.....  | 10.5  | -                | .6             | 1.4                | 2.2                  | 1.1                  | 1.9                  | 1.1                  | 1.4                  | .5                   | .2                   | -                      | -                 | 18 396 |
| 1-person households.....  | 130.8 | 1.5              | 7.8            | 37.2               | 18.6                 | 15.9                 | 27.6                 | 13.9                 | 5.1                  | 1.8                  | .2                   | .6                     | .7                | 15 119 |
| Male householder.....   | 49.6  | .9               | 1.8            | 8.3                | 7.5                  | 5.7                  | 12.2                 | 7.4                  | 2.9                  | 1.7                  | -                    | .8                     | .7                | 20 507 |
| Under 45 years.....   | 28.2  | .4               | 1.2            | 2.8                | 3.3                  | 3.0                  | 9.6                  | 5.0                  | 2.1                  | .8                   | -                    | -                      | -                 | 23 504 |
| 45 to 64 years.....   | 11.5  | .4               | .1             | 2.4                | 1.3                  | 1.1                  | 2.4                  | 1.9                  | .2                   | .9                   | -                    | .2                     | .5                | 21 465 |
| 65 years and over.....  | 9.9   | .1               | .5             | 3.0                | 2.9                  | 1.6                  | .1                   | .6                   | .5                   | -                    | -                    | .4                     | .2                | 12 335 |
| Female householder.....   | 81.2  | .6               | 5.9            | 28.9               | 11.1                 | 10.2                 | 15.4                 | 6.5                  | 2.2                  | .1                   | .2                   | -                      | -                 | 12 319 |
| Under 45 years.....   | 23.5  | .2               | 1.5            | 2.5                | 3.3                  | 5.0                  | 7.0                  | 2.7                  | 1.1                  | -                    | .2                   | -                      | -                 | 19 217 |
| 45 to 64 years.....   | 19.4  | .4               | 1.5            | 3.5                | 3.4                  | 2.8                  | 5.2                  | 2.0                  | .7                   | -                    | -                    | -                      | -                 | 16 759 |
| 65 years and over.....  | 38.3  | -                | 3.0            | 22.9               | 4.4                  | 2.5                  | 3.2                  | 1.8                  | .5                   | .1                   | -                    | -                      | -                 | 8 528  |
| <b>Own Never Married Children Under 18 Years Old</b>                            |       |                  |                |                    |                      |                      |                      |                      |                      |                      |                      |                        |                   |        |
| No own children under 18 years.....   | 354.4 | 2.5              | 12.6           | 52.9               | 39.8                 | 33.9                 | 78.9                 | 49.1                 | 49.3                 | 20.8                 | 7.8                  | 4.2                    | 4.7               | 24 620 |
| With own children under 18 years.....   | 182.0 | .6               | 3.7            | 22.8               | 9.2                  | 10.0                 | 29.2                 | 34.6                 | 45.6                 | 15.0                 | 5.4                  | 2.0                    | 3.7               | 34 456 |
| Under 6 years only.....   | 45.9  | .3               | 1.4            | 6.9                | 2.3                  | 3.1                  | 7.4                  | 8.2                  | 11.1                 | 3.3                  | 1.8                  | -                      | .5                | 32 007 |
| 1.....  | 29.4  | .3               | .7             | 3.3                | 1.6                  | 2.1                  | 4.6                  | 5.9                  | 7.6                  | 2.6                  | .5                   | -                      | .2                | 33 648 |
| 2.....  | 13.0  | -                | .5             | 2.3                | .7                   | .8                   | 2.3                  | 2.1                  | 2.6                  | .5                   | 1.0                  | -                      | .2                | 29 776 |
| 3 or more.....  | 3.4   | -                | .2             | 1.3                | -                    | .3                   | .5                   | .1                   | .8                   | .1                   | -                    | -                      | .2                | ...    |
| 6 to 17 years only.....   | 100.4 | .1               | 1.3            | 8.8                | 5.6                  | 5.5                  | 15.1                 | 19.8                 | 26.9                 | 10.0                 | 3.5                  | 1.3                    | 2.5               | 38 959 |
| 1.....  | 45.8  | -                | .7             | 3.7                | 3.2                  | 2.9                  | 8.5                  | 9.6                  | 9.4                  | 3.9                  | 2.4                  | .4                     | 1.2               | 34 088 |
| 2.....  | 37.2  | .1               | .4             | 2.3                | 1.8                  | 1.3                  | 5.0                  | 6.6                  | 12.8                 | 3.9                  | 1.1                  | .7                     | 1.1               | 41 589 |
| 3 or more.....  | 17.4  | -                | .2             | 2.8                | .6                   | 1.3                  | 1.6                  | 3.5                  | 4.7                  | 2.2                  | -                    | .2                     | .3                | 38 220 |
| Both age groups.....  | 35.7  | .2               | 1.1            | 7.1                | 1.4                  | 1.4                  | 6.7                  | 6.7                  | 7.7                  | 1.8                  | .4                   | .7                     | .7                | 30 015 |
| 2.....  | 14.8  | -                | .5             | 2.7                | .3                   | .8                   | 2.5                  | 3.3                  | 4.1                  | .4                   | -                    | .3                     | .1                | 31 959 |
| 3 or more.....  | 20.8  | .2               | .6             | 4.4                | 1.1                  | .6                   | 4.2                  | 3.4                  | 3.6                  | 1.4                  | .4                   | .4                     | .7                | 28 498 |
| <b>Monthly Housing Costs</b>  |       |                  |                |                    |                      |                      |                      |                      |                      |                      |                      |                        |                   |        |
| Less than \$100.....  | 1.2   | -                | .5             | .6                 | -                    | -                    | -                    | .2                   | -                    | -                    | -                    | -                      | -                 | ...    |
| \$100 to \$199.....   | 24.9  | .4               | 3.0            | 13.8               | 2.7                  | 1.1                  | 1.9                  | 1.6                  | .6                   | .1                   | -                    | -                      | -                 | 8 295  |
| \$200 to \$249.....   | 25.2  | .2               | 1.1            | 7.2                | 5.7                  | 2.6                  | 3.9                  | 2.3                  | 1.8                  | .3                   | -                    | -                      | -                 | 13 574 |
| \$250 to \$299.....   | 51.0  | .2               | 2.1            | 11.3               | 8.9                  | 5.0                  | 11.7                 | 5.8                  | 3.7                  | 1.7                  | .2                   | .2                     | .2                | 17 983 |
| \$300 to \$349.....   | 58.2  | -                | 1.8            | 11.9               | 7.1                  | 7.0                  | 13.0                 | 6.0                  | 7.0                  | 3.3                  | .4                   | .4                     | .2                | 20 951 |
| \$350 to \$399.....   | 49.5  | .7               | 2.1            | 8.9                | 5.6                  | 6.3                  | 11.4                 | 5.9                  | 4.8                  | 2.1                  | .8                   | .4                     | .5                | 20 890 |
| \$400 to \$449.....   | 46.5  | .2               | 1.3            | 7.7                | 4.1                  | 4.9                  | 13.6                 | 5.8                  | 6.6                  | 1.8                  | .2                   | .4                     | .2                | 23 732 |
| \$450 to \$499.....   | 40.9  | .1               | 1.4            | 5.2                | 4.0                  | 5.4                  | 8.9                  | 7.3                  | 5.4                  | 1.5                  | .2                   | .5                     | .8                | 24 691 |
| \$500 to \$599.....   | 59.6  | .5               | 1.1            | 4.7                | 4.7                  | 6.2                  | 16.5                 | 10.1                 | 10.4                 | 3.4                  | 1.0                  | .9                     | .3                | 27 678 |
| \$600 to \$699.....   | 46.3  | .2               | 1.0            | 1.8                | 2.4                  | 2.8                  | 10.7                 | 11.0                 | 10.5                 | 4.0                  | .7                   | .3                     | .9                | 33 823 |
| \$700 to \$799.....   | 33.7  | .2               | .1             | .3                 | .6                   | 1.2                  | 5.0                  | 11.5                 | 10.7                 | 2.5                  | .8                   | .4                     | .8                | 38 345 |
| \$800 to \$999.....   | 38.5  | -                | .3             | .5                 | 1.0                  | .4                   | 3.2                  | 7.2                  | 17.1                 | 5.2                  | 2.9                  | -                      | .5                | 47 609 |
| \$1,000 to \$1,249.....   | 19.0  | -                | .2             | .1                 | .3                   | -                    | .9                   | 2.4                  | 7.5                  | 4.3                  | 1.9                  | .7                     | .6                | 54 526 |
| \$1,250 to \$1,499.....   | 7.1   | -                | .4             | .2                 | .2                   | -                    | .4                   | .2                   | 1.8                  | 1.3                  | 1.3                  | .7                     | .8                | 69 140 |
| \$1,500 or more.....  | 6.4   | -                | -              | -                  | .2                   | -                    | .3                   | .4                   | .9                   | 1.0                  | 1.3                  | .7                     | 1.7               | 86 543 |
| No cash rent.....   | 3.2   | -                | .1             | 1.0                | .7                   | -                    | .7                   | .3                   | .4                   | -                    | -                    | -                      | -                 | ...    |
| Mortgage payment not reported.....  | 25.1  | .3               | .2             | .5                 | .8                   | 1.0                  | 4.1                  | 5.7                  | 5.9                  | 3.4                  | 1.6                  | .8                     | 1.2               | 40 592 |
| Median (excludes no cash rent).....   | 447   | -                | 338            | 318                | 346                  | 395                  | 433                  | 540                  | 639                  | 654                  | 906                  | 621                    | 795               | -      |
| <b>Median Monthly Housing Costs For Owners</b>                                  |       |                  |                |                    |                      |                      |                      |                      |                      |                      |                      |                        |                   |        |
| Monthly costs including all mortgages plus maintenance costs.....               | 547   | -                | -              | 297                | 324                  | 342                  | 438                  | 636                  | 712                  | 688                  | 948                  | 673                    | 879               | -      |
| Monthly costs excluding 2nd and subsequent mortgages and maintenance costs..... | 506   | -                | -              | 286                | 312                  | 322                  | 414                  | 580                  | 654                  | 655                  | 902                  | 613                    | 839               | -      |

**Table 2-20. Income of Families and Primary Individuals by Selected Characteristics - Occupied Units—Con.**

[Numbers in thousands. For meaning of symbols, see text.]

| Characteristics  | Total  | Zero to negative | \$1 to \$4,999 | \$5,000 to \$9,999 | \$10,000 to \$14,999 | \$15,000 to \$19,999 | \$20,000 to \$29,999 | \$30,000 to \$39,999 | \$40,000 to \$59,999 | \$60,000 to \$79,999 | \$80,000 to \$99,999 | \$100,000 to \$119,999 | \$120,000 or more | Median  |
|--|--------|------------------|----------------|--------------------|----------------------|----------------------|----------------------|----------------------|----------------------|----------------------|----------------------|------------------------|-------------------|---------|
| <b>Monthly Housing Costs as Percent of Income</b>      |        |                  |                |                    |                      |                      |                      |                      |                      |                      |                      |                        |                   |         |
| Less than 5 percent                                    | 5.1    | ---              | ---            | ---                | ---                  | ---                  | ---                  | .2                   | .3                   | .7                   | .6                   | .9                     | 2.4               | 116 294 |
| 5 to 9 percent   | 42.9   | ---              | ---            | ---                | ---                  | .2                   | .9                   | 6.7                  | 15.6                 | 11.2                 | 2.9                  | 2.4                    | 2.9               | 57 459  |
| 10 to 14 percent                                       | 71.5   | ---              | ---            | ---                | .4                   | .5                   | 18.4                 | 18.8                 | 21.7                 | 8.7                  | 4.8                  | 1.0                    | 1.2               | 41 531  |
| 15 to 19 percent                                       | 80.2   | ---              | ---            | .7                 | 2.7                  | 5.4                  | 24.4                 | 15.8                 | 21.1                 | 7.4                  | 1.4                  | .6                     | .8                | 34 327  |
| 20 to 24 percent                                       | 80.0   | ---              | .1             | 3.2                | 5.4                  | 8.7                  | 22.6                 | 17.7                 | 17.6                 | 2.8                  | 1.2                  | .5                     | .2                | 29 963  |
| 25 to 29 percent                                       | 66.9   | ---              | .5             | 7.9                | 7.6                  | 10.4                 | 18.3                 | 12.7                 | 7.4                  | 1.5                  | .7                   | ---                    | ---               | 23 804  |
| 30 to 34 percent                                       | 37.9   | ---              | .3             | 5.8                | 7.3                  | 7.4                  | 9.0                  | 4.6                  | 3.4                  | .2                   | ---                  | ---                    | ---               | 18 806  |
| 35 to 39 percent                                       | 20.4   | ---              | .3             | 4.0                | 4.7                  | 4.1                  | 4.6                  | 1.8                  | .8                   | ---                  | ---                  | ---                    | ---               | 16 393  |
| 40 to 49 percent                                       | 30.7   | ---              | 1.0            | 10.4               | 9.5                  | 5.0                  | 3.4                  | .7                   | .7                   | ---                  | ---                  | ---                    | ---               | 12 095  |
| 50 to 59 percent                                       | 17.8   | ---              | .7             | 9.9                | 4.9                  | .9                   | 1.0                  | .4                   | ---                  | ---                  | ---                  | ---                    | ---               | 9 134   |
| 60 to 69 percent                                       | 16.7   | ---              | .8             | 12.8               | 2.4                  | .3                   | .4                   | ---                  | ---                  | ---                  | ---                  | ---                    | ---               | 7 952   |
| 70 to 99 percent                                       | 19.7   | ---              | 2.8            | 14.7               | 1.9                  | ---                  | ---                  | .2                   | ---                  | ---                  | ---                  | ---                    | ---               | 7 387   |
| 100 percent or more <sup>2</sup>                       | 15.6   | ---              | 9.5            | 5.0                | .8                   | ---                  | .3                   | ---                  | ---                  | ---                  | ---                  | ---                    | ---               | 4 114   |
| Zero or negative income                                | 3.1    | 3.1              | ---            | ---                | ---                  | ---                  | ---                  | ---                  | ---                  | ---                  | ---                  | ---                    | ---               | ---     |
| No cash rent   | 3.2    | ---              | .1             | 1.0                | .7                   | ---                  | .7                   | .3                   | .4                   | ---                  | ---                  | ---                    | ---               | ---     |
| Mortgage payment not reported                          | 24.8   | ---              | .2             | .5                 | .6                   | 1.0                  | 4.1                  | 5.7                  | 5.9                  | 3.4                  | 1.6                  | .8                     | 1.2               | 41 137  |
| Median (excludes 3 previous lines)                     | 23     | ---              | 100+           | 55                 | 35                   | 28                   | 22                   | 20                   | 17                   | 12                   | 12                   | 9                      | 7                 | ---     |
| <b>OWNER OCCUPIED UNITS</b>                            |        |                  |                |                    |                      |                      |                      |                      |                      |                      |                      |                        |                   |         |
| Total  | 321.9  | .9               | 3.5            | 20.3               | 20.9                 | 17.3                 | 60.1                 | 60.3                 | 79.5                 | 32.8                 | 12.6                 | 6.2                    | 7.5               | 36 293  |
| <b>Value</b>   |        |                  |                |                    |                      |                      |                      |                      |                      |                      |                      |                        |                   |         |
| Less than \$10,000                                     | 1.7    | ---              | .2             | .6                 | .5                   | .2                   | .4                   | ---                  | ---                  | ---                  | ---                  | ---                    | ---               | ---     |
| \$10,000 to \$19,999                                   | 7.2    | .2               | .4             | .9                 | 1.3                  | .8                   | 1.1                  | 1.2                  | .6                   | .5                   | ---                  | .2                     | ---               | 19 886  |
| \$20,000 to \$29,999                                   | 12.9   | ---              | .6             | 1.7                | 1.0                  | .9                   | 3.3                  | 2.7                  | 2.0                  | .7                   | ---                  | ---                    | ---               | 26 923  |
| \$30,000 to \$39,999                                   | 21.1   | .2               | .1             | 3.1                | 2.0                  | 2.2                  | 5.5                  | 4.8                  | 2.3                  | .9                   | ---                  | ---                    | .2                | 25 269  |
| \$40,000 to \$49,999                                   | 30.4   | .2               | .2             | 3.4                | 2.3                  | 3.0                  | 8.1                  | 4.8                  | 6.8                  | 1.1                  | .2                   | .2                     | ---               | 27 989  |
| \$50,000 to \$59,999                                   | 39.2   | .2               | .2             | 3.3                | 4.0                  | 3.4                  | 11.6                 | 7.8                  | 8.5                  | 2.0                  | .2                   | .2                     | ---               | 27 485  |
| \$60,000 to \$69,999                                   | 46.6   | ---              | .4             | 2.7                | 3.3                  | 2.8                  | 9.7                  | 11.2                 | 12.3                 | 3.2                  | .7                   | .2                     | .4                | 34 219  |
| \$70,000 to \$79,999                                   | 39.4   | .1               | .4             | 2.5                | 1.2                  | 2.0                  | 8.6                  | 9.3                  | 11.5                 | 2.8                  | .2                   | .5                     | .4                | 35 336  |
| \$80,000 to \$89,999                                   | 56.1   | ---              | .2             | .8                 | 3.2                  | 1.0                  | 7.3                  | 9.8                  | 20.7                 | 8.0                  | 2.9                  | 1.0                    | 1.2               | 45 539  |
| \$100,000 to \$119,999                                 | 25.4   | .2               | .6             | .8                 | .8                   | 1.1                  | 1.8                  | 4.6                  | 8.8                  | 4.8                  | 2.3                  | 1.0                    | .7                | 48 121  |
| \$120,000 to \$149,999                                 | 21.9   | ---              | .2             | .4                 | .5                   | .2                   | 1.8                  | 3.0                  | 6.1                  | 5.3                  | 2.4                  | 1.3                    | 1.2               | 57 240  |
| \$150,000 to \$199,999                                 | 11.8   | ---              | .2             | .2                 | .5                   | ---                  | .6                   | .7                   | 2.4                  | 2.2                  | 2.4                  | 1.2                    | 1.5               | 71 966  |
| \$200,000 to \$249,999                                 | 4.6    | ---              | ---            | ---                | ---                  | ---                  | ---                  | .4                   | 1.0                  | .7                   | 1.3                  | .4                     | .9                | 83 404  |
| \$250,000 to \$299,999                                 | 1.0    | ---              | ---            | ---                | ---                  | ---                  | ---                  | ---                  | .2                   | .3                   | ---                  | ---                    | .5                | ---     |
| \$300,000 or more                                      | 2.5    | ---              | ---            | ---                | .2                   | ---                  | .5                   | .2                   | .5                   | .4                   | ---                  | ---                    | .7                | ---     |
| Median   | 70 455 | ---              | ---            | 51 491             | 58 262               | 54 594               | 60 052               | 68 071               | 78 106               | 92 944               | 117 624              | 115 740                | 144 762           | ---     |
| <b>Value-Income Ratio</b>                              |        |                  |                |                    |                      |                      |                      |                      |                      |                      |                      |                        |                   |         |
| Less than 1.5  | 103.6  | ---              | .2             | .9                 | 1.6                  | 1.9                  | 9.6                  | 15.7                 | 33.9                 | 20.2                 | 7.8                  | 5.1                    | 6.7               | 52 930  |
| 1.5 to 1.9   | 58.0   | ---              | ---            | ---                | .6                   | .8                   | 8.2                  | 13.9                 | 22.9                 | 7.5                  | 3.1                  | .7                     | .3                | 44 752  |
| 2.0 to 2.4   | 53.4   | ---              | ---            | .1                 | 1.1                  | 3.1                  | 15.4                 | 15.5                 | 13.2                 | 3.3                  | 1.1                  | .4                     | .2                | 34 466  |
| 2.5 to 2.9   | 25.8   | ---              | ---            | 1.0                | 1.0                  | 2.0                  | 9.3                  | 6.9                  | 3.9                  | .9                   | .8                   | ---                    | .2                | 29 550  |
| 3.0 to 3.9   | 33.0   | ---              | ---            | 1.5                | 3.8                  | 5.1                  | 11.7                 | 6.7                  | 3.5                  | .5                   | ---                  | ---                    | .2                | 25 275  |
| 4.0 to 4.9   | 13.5   | ---              | ---            | 2.6                | 3.0                  | 2.6                  | 3.1                  | .9                   | 1.2                  | .2                   | ---                  | ---                    | ---               | 17 266  |
| 5.0 or more  | 33.7   | ---              | 3.3            | 14.2               | 9.7                  | 1.9                  | 2.9                  | .5                   | 1.0                  | .2                   | ---                  | ---                    | ---               | 9 763   |
| Zero or negative income                                | .9     | .9               | ---            | ---                | ---                  | ---                  | ---                  | ---                  | ---                  | ---                  | ---                  | ---                    | ---               | ---     |
| Median   | 2.0    | ---              | ---            | 5.0+               | 4.7                  | 3.2                  | 2.4                  | 2.0                  | 1.6                  | 1.5                  | 1.5                  | 1.5                    | 1.5               | ---     |
| <b>Monthly Payment for Principal and Interest</b>      |        |                  |                |                    |                      |                      |                      |                      |                      |                      |                      |                        |                   |         |
| Less than \$100  | 8.0    | ---              | ---            | .2                 | .7                   | ---                  | 2.3                  | .9                   | 2.2                  | 1.3                  | .2                   | .2                     | ---               | 37 921  |
| \$100 to \$199   | 19.2   | ---              | ---            | 1.7                | .8                   | 1.1                  | 4.6                  | 3.0                  | 4.5                  | 2.3                  | .6                   | .6                     | ---               | 34 528  |
| \$200 to \$249   | 13.4   | .2               | ---            | ---                | .5                   | 1.4                  | 2.8                  | 3.0                  | 3.3                  | 1.5                  | .6                   | ---                    | .2                | 36 070  |
| \$250 to \$299   | 14.2   | ---              | ---            | ---                | .5                   | 1.3                  | 2.8                  | 3.5                  | 4.4                  | 1.2                  | ---                  | ---                    | .4                | 36 856  |
| \$300 to \$349   | 13.7   | ---              | .1             | ---                | .6                   | .3                   | 4.0                  | 3.4                  | 3.3                  | 1.2                  | .6                   | ---                    | .2                | 35 304  |
| \$350 to \$399   | 15.5   | ---              | .2             | .4                 | .4                   | .3                   | 4.8                  | 3.9                  | 3.4                  | .9                   | .5                   | .2                     | .4                | 33 963  |
| \$400 to \$449   | 12.9   | ---              | ---            | .1                 | .2                   | .1                   | 1.9                  | 5.0                  | 4.2                  | .8                   | .6                   | ---                    | ---               | 38 194  |
| \$450 to \$499   | 12.3   | .2               | ---            | ---                | .1                   | ---                  | 1.6                  | 3.8                  | 5.3                  | .2                   | .6                   | .4                     | .1                | 41 424  |
| \$500 to \$599   | 24.8   | ---              | .2             | .1                 | ---                  | .4                   | 2.1                  | 6.7                  | 10.6                 | 3.2                  | .8                   | .2                     | .4                | 45 409  |
| \$600 to \$699   | 13.9   | ---              | ---            | ---                | ---                  | ---                  | .8                   | 2.2                  | 6.2                  | 2.9                  | 1.2                  | ---                    | .5                | 52 335  |
| \$700 to \$799   | 8.4    | ---              | ---            | ---                | .4                   | .1                   | .7                   | .7                   | 3.5                  | 1.6                  | .9                   | .4                     | .2                | 53 267  |
| \$800 to \$999   | 9.7    | ---              | ---            | ---                | .2                   | ---                  | .3                   | .4                   | 3.0                  | 2.6                  | 2.1                  | .5                     | .6                | 67 331  |
| \$1,000 to \$1,249                                     | 2.3    | ---              | ---            | ---                | ---                  | ---                  | ---                  | ---                  | .5                   | .9                   | .2                   | .2                     | .5                | ---     |
| \$1,250 to \$1,499                                     | 2.2    | ---              | ---            | ---                | ---                  | ---                  | .2                   | ---                  | .2                   | .2                   | .4                   | .5                     | .8                | ---     |
| \$1,500 or more  | .7     | ---              | ---            | ---                | ---                  | ---                  | .2                   | ---                  | .2                   | ---                  | .2                   | ---                    | .2                | ---     |
| Not reported   | 25.1   | .3               | .2             | .5                 | .6                   | 1.0                  | 4.1                  | 5.7                  | 5.9                  | 3.4                  | 1.6                  | .8                     | 1.2               | 40 592  |
| Median   | 406    | ---              | ---            | ---                | 268                  | 253                  | 325                  | 405                  | 471                  | 532                  | 619                  | 591                    | 749               | ---     |
| <b>Average Monthly Cost Paid for Real Estate Taxes</b> |        |                  |                |                    |                      |                      |                      |                      |                      |                      |                      |                        |                   |         |
| Less than \$25   | 2.2    | ---              | ---            | .8                 | ---                  | .5                   | .4                   | .2                   | .4                   | .2                   | ---                  | ---                    | ---               | ---     |
| \$25 to \$49   | 4.1    | ---              | ---            | .6                 | .5                   | .5                   | .3                   | .9                   | .7                   | .4                   | .2                   | ---                    | ---               | 31 211  |
| \$50 to \$74   | 9.3    | ---              | .5             | .6                 | 1.1                  | 1.1                  | 1.9                  | 1.4                  | 1.9                  | .4                   | ---                  | ---                    | .3                | 26 857  |
| \$75 to \$99   | 17.5   | .2               | .3             | 2.6                | 1.7                  | 2.5                  | 3.5                  | 3.1                  | 2.8                  | .6                   | ---                  | ---                    | .2                | 24 052  |
| \$100 to \$149   | 94.9   | .4               | 1.0            | 7.4                | 7.7                  | 4.2                  | 24.1                 | 19.0                 | 21.6                 | 7.2                  | .7                   | .8                     | .7                | 31 381  |
| \$150 to \$199   | 106.8  | .3               | .6             | 5.2                | 6.6                  | 5.6                  | 18.3                 | 23.7                 | 29.4                 | 11.6                 | 3.6                  | 1.2                    | .6                | 37 085  |
| \$200 or more  | 87.1   | ---              | 1.0            | 3.3                | 3.4                  | 2.8                  | 11.6                 | 11.9                 | 22.7                 | 12.5                 | 8.1                  | 4.2                    | 5.6               | 48 404  |
| Median   | 165    | ---              | ---            | 139                | 147                  | 147                  | 150                  | 162                  | 171                  | 183                  | 200+                 | 200+                   | 200+              | ---     |

**Table 2-20. Income of Families and Primary Individuals by Selected Characteristics - Occupied Units—Con.**

[Numbers in thousands. For meaning of symbols, see text.]

| Characteristics                                   | Total  | Zero to negative | \$1 to \$4,999 | \$5,000 to \$9,999 | \$10,000 to \$14,999 | \$15,000 to \$19,999 | \$20,000 to \$29,999 | \$30,000 to \$39,999 | \$40,000 to \$59,999 | \$60,000 to \$79,999 | \$80,000 to \$99,999 | \$100,000 to \$119,999 | \$120,000 or more | Median |
|---|--------|------------------|----------------|--------------------|----------------------|----------------------|----------------------|----------------------|----------------------|----------------------|----------------------|------------------------|-------------------|--------|
| <b>OWNER OCCUPIED UNITS—Con.</b>                  |        |                  |                |                    |                      |                      |                      |                      |                      |                      |                      |                        |                   |        |
| <b>Purchase Price</b>                             |        |                  |                |                    |                      |                      |                      |                      |                      |                      |                      |                        |                   |        |
| Home purchased or built .....                     | 318.7  | .8               | 3.1            | 19.4               | 20.2                 | 16.8                 | 58.6                 | 59.5                 | 79.5                 | 32.7                 | 12.6                 | 6.2                    | 7.3               | 36 627 |
| Less than \$10,000 .....                          | 15.8   | .2               | .9             | 3.8                | 3.5                  | 1.2                  | 1.7                  | 2.7                  | 1.8                  | -                    | -                    | -                      | -                 | 14 262 |
| \$10,000 to \$19,999 .....                        | 56.0   | .2               | 1.0            | 6.9                | 6.5                  | 4.7                  | 15.0                 | 7.9                  | 9.3                  | 3.7                  | .2                   | -                      | .6                | 25 825 |
| \$20,000 to \$29,999 .....                        | 42.1   | -                | .4             | 1.9                | 3.9                  | 3.3                  | 8.3                  | 8.0                  | 8.5                  | 4.1                  | 1.6                  | 1.6                    | .6                | 34 094 |
| \$30,000 to \$39,999 .....                        | 33.4   | .2               | -              | 1.8                | 1.5                  | 2.4                  | 6.5                  | 8.5                  | 7.3                  | 3.7                  | .6                   | .6                     | .4                | 35 394 |
| \$40,000 to \$49,999 .....                        | 31.3   | -                | -              | .5                 | 1.3                  | 1.1                  | 8.6                  | 7.4                  | 8.1                  | 2.9                  | .7                   | .2                     | .6                | 35 675 |
| \$50,000 to \$59,999 .....                        | 29.9   | -                | .2             | .5                 | .7                   | 1.5                  | 7.6                  | 8.0                  | 7.5                  | 1.5                  | 1.5                  | .2                     | .8                | 35 548 |
| \$60,000 to \$69,999 .....                        | 20.5   | -                | .2             | -                  | .7                   | .3                   | 1.8                  | 4.7                  | 8.8                  | 3.0                  | .4                   | .4                     | .2                | 45 704 |
| \$70,000 to \$79,999 .....                        | 23.0   | -                | -              | .4                 | .4                   | .2                   | 1.8                  | 4.1                  | 10.9                 | 3.0                  | 1.0                  | 1.0                    | .2                | 48 386 |
| \$80,000 to \$99,999 .....                        | 22.6   | -                | -              | -                  | .5                   | .5                   | 1.6                  | 3.3                  | 9.0                  | 4.6                  | 2.4                  | .2                     | .5                | 52 050 |
| \$100,000 to \$119,999 .....                      | 8.3    | -                | .2             | .2                 | -                    | -                    | .3                   | 1.1                  | 2.4                  | 2.3                  | .8                   | .4                     | .7                | 60 396 |
| \$120,000 to \$149,999 .....                      | 6.4    | -                | -              | -                  | -                    | -                    | .6                   | .5                   | 1.6                  | 1.4                  | 1.3                  | .6                     | .5                | 67 899 |
| \$150,000 to \$199,999 .....                      | 3.8    | -                | -              | -                  | -                    | -                    | .2                   | -                    | .9                   | .5                   | .8                   | .5                     | .9                | 87 513 |
| \$200,000 to \$249,999 .....                      | 2.0    | -                | -              | -                  | .2                   | -                    | .2                   | -                    | .3                   | .3                   | .2                   | .2                     | .5                | ...    |
| \$250,000 to \$299,999 .....                      | .5     | -                | -              | -                  | -                    | -                    | -                    | -                    | .2                   | -                    | -                    | -                      | .4                | ...    |
| \$300,000 or more .....                           | 1.2    | -                | -              | -                  | -                    | -                    | .5                   | .2                   | .5                   | -                    | -                    | -                      | .5                | ...    |
| Not reported .....                                | 19.8   | .2               | .2             | 3.7                | 1.1                  | 1.7                  | 3.9                  | 3.0                  | 2.5                  | 1.7                  | 1.2                  | .2                     | .5                | 27 788 |
| Median .....                                      | 40 346 | -                | -              | 15 958             | 19 298               | 25 104               | 33 492               | 41 440               | 54 745               | 57 765               | 77 158               | 66 788                 | 83 667            | ...    |
| Received as inheritance or gift .....             | 1.8    | -                | -              | .4                 | .2                   | .3                   | .6                   | .3                   | -                    | -                    | -                    | -                      | -                 | ...    |
| Not reported .....                                | 3.4    | .1               | .4             | .5                 | .5                   | .1                   | .9                   | .5                   | -                    | .1                   | -                    | -                      | .2                | ...    |
| <b>RENTER OCCUPIED UNITS</b>                      |        |                  |                |                    |                      |                      |                      |                      |                      |                      |                      |                        |                   |        |
| Total .....                                       | 214.5  | 2.2              | 12.8           | 55.5               | 28.1                 | 26.6                 | 45.9                 | 23.5                 | 15.3                 | 3.0                  | .6                   | -                      | .9                | 18 634 |
| <b>Rent Reductions</b>                            |        |                  |                |                    |                      |                      |                      |                      |                      |                      |                      |                        |                   |        |
| No subsidy or income reporting .....              | 187.4  | 2.1              | 9.6            | 38.6               | 25.4                 | 24.4                 | 45.0                 | 23.0                 | 14.8                 | 2.9                  | .6                   | -                      | .9                | 18 692 |
| Rent control .....                                | -      | -                | -              | -                  | -                    | -                    | -                    | -                    | -                    | -                    | -                    | -                      | -                 | ...    |
| No rent control .....                             | 187.4  | 2.1              | 9.6            | 38.6               | 25.4                 | 24.4                 | 45.0                 | 23.0                 | 14.8                 | 2.9                  | .6                   | -                      | .9                | 18 692 |
| Reduced by owner .....                            | 13.2   | .2               | .8             | 3.0                | 1.1                  | 1.2                  | 3.5                  | 2.2                  | 1.1                  | .3                   | -                    | -                      | -                 | 21 341 |
| Not reduced by owner .....                        | 173.2  | 1.8              | 8.9            | 35.5               | 24.2                 | 23.0                 | 41.3                 | 20.8                 | 13.7                 | 2.6                  | .6                   | -                      | .9                | 18 523 |
| Owner reduction not reported .....                | 1.1    | -                | .2             | .1                 | .1                   | .2                   | .2                   | .2                   | -                    | -                    | -                    | -                      | -                 | ...    |
| Rent control not reported .....                   | -      | -                | -              | -                  | -                    | -                    | -                    | -                    | -                    | -                    | -                    | -                      | -                 | ...    |
| Owned by public housing authority .....           | 10.2   | -                | .2             | 6.7                | 1.2                  | 1.2                  | .6                   | .1                   | .1                   | -                    | -                    | -                      | -                 | 8 632  |
| Other, Federal subsidy .....                      | 11.7   | .1               | 1.7            | 8.0                | 1.2                  | .5                   | -                    | -                    | .1                   | .1                   | -                    | -                      | -                 | 7 531  |
| Other, State or local subsidy .....               | 1.7    | -                | .1             | 1.3                | .1                   | .1                   | -                    | -                    | -                    | -                    | -                    | -                      | -                 | ...    |
| Other, income verification .....                  | 2.6    | -                | 1.0            | .8                 | .1                   | .4                   | .1                   | .1                   | -                    | -                    | -                    | -                      | -                 | ...    |
| Subsidy or income verification not reported ..... | .9     | -                | .1             | -                  | -                    | .1                   | .1                   | .2                   | .3                   | -                    | -                    | -                      | -                 | ...    |

<sup>1</sup>For mobile home, oldest category is 1939 or earlier.

<sup>2</sup>May reflect a temporary situation, living off savings, or response error.



**Table 2-21. Housing Costs by Selected Characteristics - Occupied Units**

[Numbers in thousands. For meaning of symbols, see text.]

| Characteristics  | Total        | Less than \$100 | \$100 to \$199 | \$200 to \$299 | \$300 to \$399 | \$400 to \$499 | \$500 to \$599 | \$600 to \$699 | \$700 to \$799 | \$800 to \$899 | \$900 to \$999 | \$1,000 to \$1,499 | \$1,500 or more | No cash rent | Mortgage payment not reported | Median excluding no cash rent |
|--|--------------|-----------------|----------------|----------------|----------------|----------------|----------------|----------------|----------------|----------------|----------------|--------------------|-----------------|--------------|-------------------------------|-------------------------------|
| <b>Total</b> .....   | <b>536.4</b> | <b>1.2</b>      | <b>24.9</b>    | <b>76.2</b>    | <b>107.6</b>   | <b>87.4</b>    | <b>59.6</b>    | <b>46.3</b>    | <b>33.7</b>    | <b>38.5</b>    | <b>26.1</b>    | <b>6.4</b>         | <b>3.2</b>      | <b>25.1</b>  | <b>450</b>                    |                               |
| <b>Units In Structure</b>  |              |                 |                |                |                |                |                |                |                |                |                |                    |                 |              |                               |                               |
| 1, detached .....  | 295.2        | -               | 6.3            | 44.8           | 51.3           | 32.7           | 24.7           | 29.0           | 24.7           | 31.5           | 21.7           | 5.2                | 2.0             | 21.4         | 503                           |                               |
| 1, attached .....  | 25.5         | -               | .4             | 2.1            | 3.9            | 2.9            | 5.3            | 3.8            | 3.9            | 1.5            | 1.4            | .4                 | -               | .7           | 560                           |                               |
| 2 to 4 .....   | 120.6        | .2              | 5.6            | 16.5           | 34.1           | 30.7           | 13.8           | 6.2            | 4.1            | 3.7            | 2.1            | .4                 | .8              | 2.3          | 408                           |                               |
| 5 to 9 .....   | 27.0         | .1              | 1.2            | 3.0            | 5.3            | 7.2            | 6.6            | 2.2            | .6             | .4             | .2             | -                  | -               | .2           | 453                           |                               |
| 10 to 19 .....   | 17.6         | .1              | 2.1            | 1.2            | 5.0            | 4.2            | 3.1            | 1.1            | .3             | -              | -              | .2                 | -               | .4           | 405                           |                               |
| 20 to 49 .....   | 21.0         | .1              | 1.9            | 3.0            | 3.9            | 5.8            | 3.2            | 2.4            | .1             | .3             | .2             | -                  | .2              | -            | 428                           |                               |
| 50 or more .....   | 27.4         | .6              | 7.3            | 4.7            | 3.8            | 3.8            | 2.8            | 1.5            | .6             | 1.0            | .6             | .4                 | .1              | .1           | 323                           |                               |
| Mobile home or trailer .....                                     | 2.0          | -               | .1             | .8             | .8             | .1             | .2             | .1             | .1             | -              | -              | -                  | -               | -            | ...                           |                               |
| <b>Year Structure Built<sup>1</sup></b>                          |              |                 |                |                |                |                |                |                |                |                |                |                    |                 |              |                               |                               |
| 1990 to 1994 .....   | -            | -               | -              | -              | -              | -              | -              | -              | -              | -              | -              | -                  | -               | -            | -                             |                               |
| 1985 to 1989 .....   | 16.5         | -               | 1.1            | .5             | .8             | .9             | 3.0            | 2.2            | .9             | 2.0            | 3.5            | .8                 | -               | .9           | 675                           |                               |
| 1980 to 1984 .....   | 15.5         | .2              | 1.3            | .3             | 1.1            | 1.6            | 1.4            | 2.0            | 1.9            | 3.3            | 1.7            | .5                 | -               | .3           | 689                           |                               |
| 1975 to 1979 .....   | 42.1         | .6              | 3.4            | 1.4            | 5.2            | 5.6            | 7.5            | 4.5            | 3.0            | 4.4            | 3.3            | 1.0                | .1              | 2.2          | 551                           |                               |
| 1970 to 1974 .....   | 45.4         | .1              | 3.0            | 4.1            | 5.1            | 7.0            | 6.5            | 4.4            | 2.8            | 4.5            | 3.7            | .9                 | .4              | 3.0          | 526                           |                               |
| 1960 to 1969 .....   | 90.0         | -               | 2.5            | 7.6            | 22.1           | 18.7           | 11.5           | 6.8            | 5.3            | 6.3            | 3.5            | 1.5                | .5              | 4.0          | 456                           |                               |
| 1950 to 1959 .....   | 102.1        | .1              | 2.0            | 19.1           | 25.9           | 14.0           | 8.1            | 10.0           | 7.1            | 5.9            | 4.0            | .6                 | .3              | 5.1          | 409                           |                               |
| 1940 to 1949 .....   | 38.9         | -               | 1.3            | 8.6            | 6.9            | 4.8            | 3.5            | 2.0            | 2.2            | 2.9            | 1.5            | .4                 | .4              | 2.5          | 406                           |                               |
| 1930 to 1939 .....   | 65.8         | -               | 1.3            | 12.0           | 16.4           | 11.8           | 6.0            | 6.6            | 4.2            | 2.9            | 1.5            | .6                 | .8              | 1.9          | 416                           |                               |
| 1920 to 1929 .....   | 51.1         | -               | 2.2            | 8.0            | 11.4           | 11.1           | 5.4            | 3.7            | 3.4            | 3.2            | 1.1            | .1                 | .2              | 1.4          | 429                           |                               |
| 1919 or earlier .....  | 70.9         | .2              | 6.6            | 14.6           | 13.0           | 11.9           | 6.8            | 4.5            | 3.1            | 3.1            | 2.3            | .2                 | .7              | 3.7          | 389                           |                               |
| <b>Median</b> .....  | <b>1954</b>  | <b>---</b>      | <b>1954</b>    | <b>1944</b>    | <b>1952</b>    | <b>1953</b>    | <b>1960</b>    | <b>1956</b>    | <b>1956</b>    | <b>1962</b>    | <b>1968</b>    | <b>1969</b>        | <b>---</b>      | <b>1956</b>  | <b>---</b>                    |                               |
| <b>Rooms</b>   |              |                 |                |                |                |                |                |                |                |                |                |                    |                 |              |                               |                               |
| 1 room .....   | 5.4          | .1              | 1.2            | 2.8            | .8             | .1             | .1             | .3             | -              | -              | -              | -                  | -               | -            | 248                           |                               |
| 2 rooms .....  | 5.1          | .1              | 1.3            | 2.3            | 1.1            | .3             | -              | -              | -              | -              | -              | -                  | -               | -            | 251                           |                               |
| 3 rooms .....  | 51.0         | 1.0             | 8.8            | 9.2            | 15.5           | 10.6           | 3.3            | .9             | .4             | .4             | .5             | -                  | -               | .4           | 341                           |                               |
| 4 rooms .....  | 93.9         | -               | 5.2            | 14.6           | 23.3           | 23.3           | 15.5           | 6.8            | 1.9            | 1.4            | .5             | .4                 | .8              | .4           | 414                           |                               |
| 5 rooms .....  | 137.1        | -               | 4.7            | 23.5           | 30.3           | 23.7           | 17.4           | 13.1           | 7.7            | 6.4            | 2.6            | .9                 | .8              | 6.0          | 428                           |                               |
| 6 rooms .....  | 104.3        | -               | 2.3            | 14.9           | 17.4           | 14.6           | 9.6            | 13.1           | 10.1           | 9.9            | 4.8            | .5                 | .9              | 6.1          | 496                           |                               |
| 7 rooms .....  | 68.8         | -               | .8             | 5.7            | 12.4           | 7.4            | 6.8            | 5.9            | 6.0            | 10.5           | 6.4            | .9                 | .7              | 5.5          | 577                           |                               |
| 8 rooms .....  | 38.9         | -               | .4             | 2.5            | 4.9            | 3.8            | 3.7            | 3.9            | 4.8            | 5.8            | 5.6            | .9                 | -               | 3.6          | 675                           |                               |
| 9 rooms .....  | 20.3         | -               | -              | .5             | 1.6            | 2.7            | 2.2            | 1.9            | 1.7            | 2.6            | 3.8            | 2.1                | -               | 1.0          | 734                           |                               |
| 10 rooms or more .....   | 10.6         | -               | .2             | .2             | .3             | .8             | 1.2            | .4             | 1.1            | 1.4            | 1.9            | .7                 | .3              | 2.0          | 787                           |                               |
| <b>Median</b> .....  | <b>5.3</b>   | <b>---</b>      | <b>3.7</b>     | <b>4.9</b>     | <b>4.9</b>     | <b>4.9</b>     | <b>5.1</b>     | <b>5.7</b>     | <b>6.2</b>     | <b>6.6</b>     | <b>7.2</b>     | <b>8.0</b>         | <b>---</b>      | <b>6.4</b>   | <b>---</b>                    |                               |
| <b>Bedrooms</b>  |              |                 |                |                |                |                |                |                |                |                |                |                    |                 |              |                               |                               |
| None .....   | 8.7          | .1              | 1.9            | 4.2            | 1.9            | .3             | .1             | .3             | -              | -              | -              | -                  | -               | -            | 256                           |                               |
| 1 .....  | 68.9         | 1.1             | 10.3           | 12.9           | 20.1           | 14.5           | 6.0            | 1.8            | .4             | .8             | .6             | -                  | -               | .6           | 348                           |                               |
| 2 .....  | 163.5        | -               | 8.2            | 25.4           | 35.9           | 35.6           | 24.8           | 13.8           | 8.9            | 4.8            | 3.0            | 1.0                | 1.5             | 2.8          | 428                           |                               |
| 3 .....  | 217.7        | -               | 3.6            | 28.5           | 41.7           | 27.5           | 20.0           | 23.0           | 18.8           | 24.8           | 12.4           | 2.3                | .9              | 14.1         | 500                           |                               |
| 4 or more .....  | 77.7         | -               | .8             | 5.3            | 8.0            | 9.5            | 9.0            | 7.5            | 7.8            | 8.3            | 10.2           | 3.2                | .7              | 7.5          | 628                           |                               |
| <b>Median</b> .....  | <b>2.6</b>   | <b>---</b>      | <b>1.5</b>     | <b>2.3</b>     | <b>2.4</b>     | <b>2.3</b>     | <b>2.6</b>     | <b>2.6</b>     | <b>3.0</b>     | <b>3.1</b>     | <b>3.3</b>     | <b>3.5+</b>        | <b>---</b>      | <b>3.1</b>   | <b>---</b>                    |                               |
| <b>Complete Bathrooms</b>  |              |                 |                |                |                |                |                |                |                |                |                |                    |                 |              |                               |                               |
| None .....   | 4.0          | .1              | 1.7            | 1.6            | .4             | -              | -              | -              | .2             | -              | -              | -                  | -               | -            | 211                           |                               |
| 1 .....  | 291.6        | 1.1             | 20.3           | 54.0           | 68.2           | 64.8           | 35.0           | 18.0           | 10.3           | 6.4            | 2.6            | .6                 | 1.9             | 8.1          | 396                           |                               |
| 1 and one-half .....   | 148.7        | -               | 2.2            | 15.3           | 28.2           | 14.6           | 16.1           | 20.0           | 15.1           | 18.8           | 8.4            | .5                 | .8              | 8.7          | 558                           |                               |
| 2 or more .....  | 92.1         | -               | .7             | 5.3            | 10.8           | 8.1            | 8.5            | 8.3            | 8.0            | 13.2           | 14.8           | 5.4                | .6              | 8.3          | 699                           |                               |
| <b>Main Heating Equipment</b>                                    |              |                 |                |                |                |                |                |                |                |                |                |                    |                 |              |                               |                               |
| Warm-air furnace .....   | 399.5        | -               | 12.5           | 56.3           | 60.1           | 61.6           | 41.8           | 36.3           | 26.9           | 33.6           | 21.6           | 5.1                | 2.3             | 21.1         | 463                           |                               |
| Steam or hot water system .....                                  | 95.9         | .2              | 5.9            | 14.6           | 21.5           | 19.3           | 11.8           | 6.7            | 4.1            | 3.9            | 3.1            | 1.0                | .9              | 2.9          | 420                           |                               |
| Electric heat pump .....   | 2.7          | .2              | .1             | .1             | -              | .2             | .4             | .1             | .3             | .3             | .9             | .2                 | -               | -            | ...                           |                               |
| Built-in electric units .....                                    | 27.4         | .8              | 4.8            | 2.3            | 3.7            | 4.5            | 5.0            | 2.6            | 1.5            | .5             | .4             | .2                 | -               | 1.1          | 435                           |                               |
| Floor, wall, or other built-in hot air units without ducts ..... | 2.1          | -               | .2             | .9             | .6             | .2             | -              | .2             | -              | -              | -              | -                  | -               | -            | ...                           |                               |
| Room heaters with flue .....                                     | 4.9          | -               | .9             | 1.4            | 1.5            | .8             | .3             | -              | .2             | -              | -              | -                  | -               | -            | 306                           |                               |
| Room heaters without flue .....                                  | .9           | -               | .4             | .2             | -              | .1             | -              | .1             | -              | -              | -              | -                  | -               | -            | ...                           |                               |
| Portable electric heaters .....                                  | .1           | -               | -              | .1             | -              | -              | -              | -              | -              | -              | -              | -                  | -               | -            | ...                           |                               |
| Stoves .....   | 1.3          | -               | -              | .2             | .2             | .5             | .2             | .2             | -              | -              | -              | -                  | -               | -            | ...                           |                               |
| Fireplaces with inserts .....                                    | .7           | -               | -              | -              | -              | -              | .2             | .1             | .2             | .2             | -              | -                  | -               | -            | ...                           |                               |
| Fireplaces without inserts .....                                 | .5           | -               | -              | -              | -              | -              | -              | -              | .5             | -              | -              | -                  | -               | -            | ...                           |                               |
| Other .....  | .5           | -               | -              | -              | -              | -              | -              | -              | -              | -              | -              | -                  | -               | -            | ...                           |                               |
| None .....   | .2           | -               | -              | -              | .1             | .1             | -              | -              | -              | -              | -              | -                  | -               | -            | ...                           |                               |
| <b>Source of Water</b>   |              |                 |                |                |                |                |                |                |                |                |                |                    |                 |              |                               |                               |
| Public system or private company .....                           | 458.5        | 1.2             | 23.9           | 68.1           | 94.8           | 79.0           | 53.0           | 39.3           | 26.7           | 28.8           | 17.6           | 4.7                | 2.4             | 18.0         | 439                           |                               |
| Well serving 1 to 5 units .....                                  | 77.5         | -               | .9             | 8.1            | 12.9           | 8.2            | 6.6            | 7.1            | 7.1            | 8.6            | 8.5            | 1.7                | .8              | 7.1          | 572                           |                               |
| Drilled .....  | 68.6         | -               | .9             | 6.9            | 11.9           | 6.7            | 5.5            | 6.3            | 6.2            | 7.6            | 8.0            | 1.5                | .6              | 6.4          | 577                           |                               |
| Dug .....  | 1.5          | -               | -              | .1             | .3             | .6             | -              | -              | -              | .2             | .2             | -                  | -               | .2           | 573                           |                               |
| Not reported .....   | 7.5          | -               | -              | 1.1            | .8             | .9             | 1.1            | .8             | .9             | .8             | .4             | .2                 | .2              | .5           | 573                           |                               |
| Other .....  | .4           | -               | .1             | -              | -              | .2             | -              | -              | -              | .1             | -              | -                  | -               | -            | ...                           |                               |
| <b>Means of Sewage Disposal</b>                                  |              |                 |                |                |                |                |                |                |                |                |                |                    |                 |              |                               |                               |
| Public sewer .....   | 478.7        | 1.2             | 23.8           | 68.8           | 98.5           | 80.9           | 54.2           | 41.0           | 29.3           | 31.6           | 22.1           | 5.3                | 2.6             | 19.5         | 445                           |                               |
| Septic tank, cesspool, chemical toilet .....                     | 57.6         | -               | 1.0            | 7.4            | 9.2            | 6.6            | 5.4            | 5.3            | 4.5            | 6.9            | 4.1            | 1.2                | .6              | 5.5          | 530                           |                               |
| Other .....  | .1           | -               | .1             | -              | -              | -              | -              | -              | -              | -              | -              | -                  | -               | -            | ...                           |                               |
| <b>Main House Heating Fuel</b>                                   |              |                 |                |                |                |                |                |                |                |                |                |                    |                 |              |                               |                               |
| Housing units with heating fuel .....                            |              |                 |                |                |                |                |                |                |                |                |                |                    |                 |              |                               |                               |
| Electricity .....  | 536.2        | 1.2             | 24.9           | 76.2           | 107.5          | 87.3           | 59.6           | 46.3           | 33.7           | 38.5           | 26.1           | 6.4                | 3.2             | 25.1         | 451                           |                               |
| Piped gas .....  | 34.6         | 1.0             | 5.1            | 3.4            | 4.3            | 5.5            | 5.7            | 3.6            | 2.0            | .9             | 1.7            | .4                 | -               | 1.1          | 454                           |                               |
| Bottled gas .....  | 419.5        | .1              | 16.7           | 59.6           | 88.0           | 70.2           | 43.7           | 34.6           | 26.7           | 32.4           | 21.6           | 4.9                | 1.6             | 19.2         | 450                           |                               |
| Fuel oil .....   | 4.9          | -               | .2             | 1.0            | .6             | .3             | .3             | .7             | .4             | .2             | .2             | .3                 | .5              | .4           | 489                           |                               |
| Kerosene or other liquid fuel .....                              | 73.1         | .1              | 2.9            | 11.7           | 14.1           | 10.5           | 9.4            | 7.0            | 4.6            | 4.2            | 2.4            | .8                 | 1.1             | 4.2          | 449                           |                               |
| Coal or coke .....   | -            | -               | -              | -              | -              | -              | -              | -              | -              | -              | -              | -                  | -               | -            | ...                           |                               |
| Wood .....   | 2.9          | -               | -              | .2             | .4             | .5             | .5             | .3             | .2             | .2             | .2             | -                  | -               | .2           | ...                           |                               |
| Solar energy .....   | .2           | -               | -              | -              | -              | -              | -              | -              | -              | .2             | .2             | -                  | -               | -            | ...                           |                               |
| Other .....  | 1.1          | -               | -              | .3             | .1             | .3             | -              | .1             | .2             | -              | -              | -                  | -               | -            | ...                           |                               |

Table 2-21. Housing Costs by Selected Characteristics - Occupied Units--Con.

[Numbers in thousands. For meaning of symbols, see text.]

| Characteristics                                      | Total  | Less than \$100 | \$100 to \$199 | \$200 to \$299 | \$300 to \$399 | \$400 to \$499 | \$500 to \$599 | \$600 to \$699 | \$700 to \$799 | \$800 to \$899 | \$1,000 to \$1,499 | \$1,500 or more | No cash rent | Mortgage payment not reported | Median excluding no cash rent |
|--|--------|-----------------|----------------|----------------|----------------|----------------|----------------|----------------|----------------|----------------|--------------------|-----------------|--------------|-------------------------------|-------------------------------|
| <b>Cooking Fuel</b>                                  |        |                 |                |                |                |                |                |                |                |                |                    |                 |              |                               |                               |
| With cooking fuel                                    | 534.0  | 1.1             | 24.3           | 75.0           | 107.5          | 87.3           | 59.6           | 46.1           | 33.7           | 38.5           | 26.1               | 6.4             | 3.2          | 25.1                          | 452                           |
| Electricity  | 279.2  | 1.1             | 12.4           | 34.1           | 48.4           | 37.8           | 33.2           | 26.3           | 19.6           | 24.4           | 17.4               | 5.0             | 2.3          | 16.2                          | 488                           |
| Piped gas  | 251.4  | -               | 11.7           | 40.4           | 57.1           | 49.3           | 26.3           | 19.4           | 13.8           | 13.9           | 8.6                | 1.4             | .7           | 8.7                           | 424                           |
| Bottled gas  | 3.2    | -               | .2             | .4             | .8             | .2             | .1             | .4             | .4             | .2             | .2                 | -               | .2           | .2                            | ...                           |
| Kerosene or other liquid fuel                        | .1     | -               | -              | -              | .1             | -              | -              | -              | -              | -              | -                  | -               | -            | -                             | ...                           |
| Coal or coke   | -      | -               | -              | -              | -              | -              | -              | -              | -              | -              | -                  | -               | -            | -                             | ...                           |
| Wood   | -      | -               | -              | -              | -              | -              | -              | -              | -              | -              | -                  | -               | -            | -                             | ...                           |
| Other  | .1     | -               | -              | -              | .1             | -              | -              | -              | -              | -              | -                  | -               | -            | -                             | ...                           |
| <b>Persons</b>                                       |        |                 |                |                |                |                |                |                |                |                |                    |                 |              |                               |                               |
| 1 person   | 130.8  | 1.2             | 14.6           | 30.1           | 33.2           | 22.1           | 12.2           | 6.4            | 2.9            | 2.1            | 2.0                | .6              | 1.5          | 1.9                           | 353                           |
| 2 persons  | 171.7  | -               | 6.3            | 29.7           | 42.1           | 27.2           | 20.8           | 12.7           | 8.1            | 10.5           | 5.8                | 1.4             | .6           | 7.6                           | 417                           |
| 3 persons  | 91.5   | -               | 2.3            | 10.5           | 15.0           | 17.0           | 9.2            | 6.6            | 7.9            | 9.9            | 4.5                | 1.5             | .6           | 4.6                           | 491                           |
| 4 persons  | 86.9   | -               | 1.1            | 4.2            | 11.3           | 11.5           | 10.0           | 13.7           | 9.3            | 8.8            | 7.4                | 1.8             | .6           | 7.4                           | 610                           |
| 5 persons  | 35.0   | -               | .2             | 2.0            | 3.9            | 4.7            | 4.5            | 3.2            | 3.7            | 4.8            | 5.0                | .8              | -            | 2.1                           | 633                           |
| 6 persons  | 12.0   | -               | .1             | .4             | .8             | 2.6            | 1.4            | 1.2            | 1.1            | 1.4            | 1.2                | .5              | -            | 1.1                           | 594                           |
| 7 persons or more                                    | 8.5    | -               | .2             | .3             | 1.3            | 2.1            | 1.5            | .6             | .7             | 1.0            | .3                 | -               | -            | .4                            | 505                           |
| Median   | 2.3    | -               | 1.5            | 1.8            | 2.0            | 2.3            | 2.3            | 3.0            | 3.2            | 3.2            | 3.6                | 3.3             | -            | 3.2                           | -                             |
| <b>Household Composition by Age of Householder</b>   |        |                 |                |                |                |                |                |                |                |                |                    |                 |              |                               |                               |
| 2-or-more person households                          | 405.6  | -               | 10.3           | 46.0           | 74.4           | 65.3           | 47.4           | 39.9           | 30.9           | 36.4           | 24.2               | 6.9             | 1.7          | 23.2                          | 491                           |
| Married-couple families, no nonrelatives             | 286.1  | -               | 3.8            | 30.7           | 47.5           | 40.7           | 29.9           | 31.0           | 24.0           | 32.6           | 21.0               | 5.7             | 1.1          | 18.3                          | 536                           |
| Under 25 years                                       | 6.1    | -               | .2             | .1             | 1.2            | 1.6            | .7             | 1.4            | .2             | .3             | -                  | -               | .1           | .2                            | 484                           |
| 25 to 29 years                                       | 24.8   | -               | 1.1            | 1.4            | 3.0            | 5.0            | 4.0            | 3.1            | 3.1            | 2.4            | 1.6                | -               | .1           | 1.0                           | 558                           |
| 30 to 34 years                                       | 35.8   | -               | .1             | .8             | 2.3            | 5.5            | 4.4            | 5.3            | 4.4            | 6.2            | 3.4                | .5              | .2           | 2.7                           | 663                           |
| 35 to 44 years                                       | 66.7   | -               | .5             | 3.5            | 3.6            | 6.5            | 6.9            | 9.6            | 8.7            | 10.3           | 9.5                | 2.5             | .1           | 5.2                           | 703                           |
| 45 to 64 years                                       | 106.6  | -               | .7             | 11.2           | 21.8           | 15.5           | 11.3           | 9.6            | 7.2            | 11.8           | 6.3                | 2.1             | .5           | 8.6                           | 497                           |
| 65 years and over                                    | 46.1   | -               | 2.1            | 13.7           | 15.6           | 6.7            | 2.5            | 2.0            | .4             | 1.7            | .4                 | .6              | -            | .6                            | 345                           |
| Other male householder                               | 34.7   | -               | .6             | 3.3            | 7.1            | 5.9            | 5.4            | 3.5            | 3.1            | 1.7            | 1.3                | .2              | .1           | 2.4                           | 485                           |
| Under 45 years                                       | 21.2   | -               | .2             | 1.2            | 4.8            | 4.2            | 3.4            | 2.4            | 2.1            | 1.3            | .6                 | -               | -            | 1.1                           | 493                           |
| 45 to 64 years                                       | 10.1   | -               | .3             | 1.0            | 1.2            | 1.3            | 1.8            | 1.1            | .9             | .4             | .8                 | .2              | .1           | 1.0                           | 536                           |
| 65 years and over                                    | 3.4    | -               | .2             | 1.1            | 1.1            | .5             | .2             | -              | .1             | -              | -                  | -               | -            | .2                            | ...                           |
| Other female householder                             | 84.8   | -               | 5.9            | 12.0           | 19.8           | 16.7           | 12.1           | 5.5            | 3.8            | 2.1            | 1.8                | -               | .5           | 2.6                           | 417                           |
| Under 45 years                                       | 54.9   | -               | 4.0            | 5.0            | 13.2           | 13.5           | 8.5            | 4.3            | 2.5            | 1.3            | 1.2                | -               | .2           | 1.2                           | 434                           |
| 45 to 64 years                                       | 19.4   | -               | .8             | 3.4            | 4.0            | 4.2            | 3.0            | 1.0            | .9             | .2             | .8                 | -               | -            | 1.9                           | 421                           |
| 65 years and over                                    | 10.5   | -               | 1.1            | 3.6            | 2.6            | .9             | .7             | .2             | .3             | .6             | -                  | -               | .3           | .2                            | 310                           |
| 1-person households                                  | 130.8  | 1.2             | 14.6           | 30.1           | 33.2           | 22.1           | 12.2           | 6.4            | 2.9            | 2.1            | 2.0                | .6              | 1.5          | 1.9                           | 353                           |
| Male householder                                     | 49.6   | .2              | 4.4            | 11.3           | 12.4           | 9.7            | 4.3            | 2.5            | .9             | .9             | .7                 | .2              | .9           | 1.3                           | 383                           |
| Under 45 years                                       | 28.2   | .2              | 1.6            | 5.1            | 7.2            | 6.9            | 2.8            | 1.7            | .3             | .7             | .4                 | .2              | .6           | .8                            | 390                           |
| 45 to 64 years                                       | 11.5   | -               | 1.0            | 3.0            | 2.8            | 1.5            | 1.0            | .6             | .5             | .2             | .4                 | -               | .2           | .3                            | 355                           |
| 65 years and over                                    | 9.9    | -               | 1.7            | 3.1            | 2.4            | 1.3            | .5             | .1             | .1             | -              | -                  | .2              | .3           | .2                            | 295                           |
| Female householder                                   | 81.2   | 1.0             | 10.2           | 18.9           | 20.9           | 12.4           | 7.9            | 3.9            | 2.0            | 1.2            | 1.2                | .4              | .7           | 5.5                           | 346                           |
| Under 45 years                                       | 23.5   | .2              | .6             | 2.8            | 7.0            | 5.4            | 2.9            | 1.6            | .7             | .5             | .5                 | .2              | .2           | .5                            | 409                           |
| 45 to 64 years                                       | 19.4   | -               | 1.5            | 4.0            | 5.6            | 3.3            | 2.8            | .9             | .5             | .2             | .2                 | .2              | .1           | .1                            | 374                           |
| 65 years and over                                    | 38.3   | .8              | 7.6            | 12.1           | 8.3            | 3.6            | 2.2            | 1.4            | .7             | .4             | .6                 | -               | .3           | -                             | 266                           |
| <b>Own Never Married Children Under 18 Years Old</b> |        |                 |                |                |                |                |                |                |                |                |                    |                 |              |                               |                               |
| No own children under 18 years                       | 354.4  | 1.2             | 20.4           | 67.2           | 85.8           | 59.9           | 37.4           | 23.8           | 14.0           | 16.6           | 9.7                | 3.1             | 2.5          | 13.9                          | 393                           |
| With own children under 18 years                     | 182.0  | -               | 4.4            | 9.0            | 21.9           | 28.5           | 22.2           | 22.5           | 19.8           | 21.9           | 16.4               | 3.4             | .8           | 11.2                          | 595                           |
| Under 6 years only                                   | 45.9   | -               | 1.3            | 2.6            | 6.4            | 6.7            | 4.4            | 4.5            | 6.7            | 5.6            | 4.5                | .8              | .4           | 2.2                           | 606                           |
| 1  | 29.4   | -               | .9             | 1.8            | 4.0            | 4.2            | 3.4            | 2.2            | 4.8            | 4.3            | 2.2                | .4              | .3           | 1.1                           | 599                           |
| 2  | 13.0   | -               | .2             | .8             | 1.6            | 1.9            | .8             | 2.1            | 1.7            | 1.1            | 1.6                | .2              | .1           | 1.0                           | 639                           |
| 3 or more  | 3.4    | -               | .1             | .4             | .9             | .8             | .2             | .2             | .2             | .2             | .7                 | -               | -            | -                             | ...                           |
| 6 to 17 years only                                   | 100.4  | -               | 1.9            | 5.6            | 12.4           | 14.8           | 13.2           | 12.7           | 9.5            | 12.4           | 8.8                | 1.8             | .2           | 7.1                           | 590                           |
| 1  | 45.8   | -               | 1.3            | 3.2            | 5.8            | 7.1            | 6.7            | 6.2            | 3.5            | 5.3            | 3.2                | .6              | -            | 2.9                           | 561                           |
| 2  | 37.2   | -               | .3             | 1.3            | 4.4            | 4.6            | 4.6            | 5.2            | 3.8            | 4.8            | 3.7                | 1.1             | -            | 3.4                           | 633                           |
| 3 or more  | 17.4   | -               | .2             | 1.0            | 2.3            | 3.2            | 1.9            | 1.3            | 2.1            | 2.3            | 1.9                | .1              | .2           | .8                            | 578                           |
| Both age groups                                      | 35.7   | -               | 1.3            | .8             | 3.0            | 7.0            | 4.6            | 5.3            | 3.6            | 3.9            | 3.1                | 1.0             | .1           | 2.0                           | 601                           |
| 2  | 14.8   | -               | .5             | .4             | 1.5            | 2.9            | 1.6            | 2.7            | 1.7            | 1.5            | .9                 | .3              | .1           | .7                            | 607                           |
| 3 or more  | 20.8   | -               | .8             | .4             | 1.5            | 4.1            | 3.0            | 2.6            | 1.8            | 2.4            | 2.2                | .7              | -            | 1.2                           | 595                           |
| <b>Income of Families and Primary Individuals</b>    |        |                 |                |                |                |                |                |                |                |                |                    |                 |              |                               |                               |
| Less than \$5,000                                    | 19.4   | .5              | 3.3            | 3.6            | 4.6            | 3.1            | 1.6            | 1.2            | .3             | .3             | .2                 | -               | .1           | .5                            | 342                           |
| \$5,000 to \$9,999                                   | 75.8   | .8              | 13.8           | 18.5           | 20.8           | 12.9           | 4.7            | 1.8            | .3             | .5             | .5                 | -               | 1.0          | .5                            | 320                           |
| \$10,000 to \$14,999                                 | 49.0   | -               | 2.7            | 14.6           | 12.7           | 8.1            | 4.7            | 2.4            | .6             | 1.0            | .5                 | .2              | .7           | .6                            | 351                           |
| \$15,000 to \$19,999                                 | 43.9   | -               | 1.1            | 7.6            | 13.3           | 10.3           | 6.2            | 2.8            | 1.2            | .4             | -                  | -               | -            | 1.0                           | 396                           |
| \$20,000 to \$24,999                                 | 52.0   | -               | 1.4            | 7.8            | 13.4           | 11.5           | 8.3            | 3.9            | 1.7            | 1.4            | .4                 | -               | .2           | 1.9                           | 420                           |
| \$25,000 to \$29,999                                 | 54.1   | -               | .3             | 7.8            | 11.0           | 11.0           | 8.2            | 6.9            | 3.3            | 1.8            | .9                 | .3              | .4           | 2.2                           | 460                           |
| \$30,000 to \$34,999                                 | 44.5   | .2              | .8             | 4.0            | 7.6            | 7.7            | 6.8            | 5.9            | 4.0            | 3.4            | 1.2                | .2              | .3           | 2.4                           | 508                           |
| \$35,000 to \$39,999                                 | 39.3   | -               | .6             | 4.1            | 4.4            | 5.3            | 3.3            | 5.2            | 7.4            | 3.9            | 1.5                | .2              | -            | 3.3                           | 604                           |
| \$40,000 to \$49,999                                 | 55.3   | -               | .5             | 3.3            | 5.7            | 9.3            | 6.0            | 6.1            | 6.2            | 10.6           | 3.9                | .5              | .1           | 3.0                           | 622                           |
| \$50,000 to \$59,999                                 | 39.6   | -               | .1             | 2.1            | 6.1            | 2.7            | 4.4            | 4.3            | 4.4            | 6.5            | 5.4                | .3              | .3           | 2.9                           | 564                           |
| \$60,000 to \$79,999                                 | 35.8   | -               | .1             | 2.0            | 5.4            | 3.1            | 3.4            | 4.0            | 2.5            | 5.2            | 5.6                | 1.0             | -            | 3.4                           | 654                           |
| \$80,000 to \$99,999                                 | 13.2   | -               | -              | .2             | 1.2            | .4             | 1.0            | .7             | .8             | 2.9            | 3.1                | 1.3             | -            | 1.6                           | 906                           |
| \$100,000 to \$119,999                               | 6.2    | -               | -              | .2             | .8             | .9             | .8             | .3             | .4             | -              | 1.4                | .7              | -            | .8                            | 621                           |
| \$120,000 or more                                    | 8.4    | -               | -              | .2             | .7             | 1.0            | .3             | .9             | .6             | .5             | 1.4                | 1.7             | -            | 1.2                           | 795                           |
| Median   | 27 602 | -               | 8 295          | 15 888         | 20 884         | 24 021         | 27 658         | 33 594         | 38 722         | 46 131         | 57 323             | 86 543          | -            | 40 585                        | -                             |

Table 2-21. Housing Costs by Selected Characteristics - Occupied Units—Con.

(Numbers in thousands. For meaning of symbols, see text.)

| Characteristics  | Total  | Less than \$100 | \$100 to \$199 | \$200 to \$299 | \$300 to \$399 | \$400 to \$499 | \$500 to \$599 | \$600 to \$699 | \$700 to \$799 | \$800 to \$899 | \$1,000 to \$1,499 | \$1,500 or more | No cash rent | Mortgage payment not reported | Median excluding no cash rent |
|--|--------|-----------------|----------------|----------------|----------------|----------------|----------------|----------------|----------------|----------------|--------------------|-----------------|--------------|-------------------------------|-------------------------------|
| <b>OWNER OCCUPIED UNITS</b>                            |        |                 |                |                |                |                |                |                |                |                |                    |                 |              |                               |                               |
| Total  | 321.9  | .2              | 7.7            | 50.7           | 55.0           | 30.0           | 27.8           | 29.7           | 28.9           | 36.0           | 24.7               | 6.3             | ---          | 25.1                          | 518                           |
| <b>Value</b>   |        |                 |                |                |                |                |                |                |                |                |                    |                 |              |                               |                               |
| Less than \$10,000                                     | 1.7    | ---             | .3             | .8             | .3             | ---            | .2             | ---            | .2             | ---            | ---                | ---             | ---          | ---                           | ---                           |
| \$10,000 to \$19,999                                   | 7.2    | ---             | 1.3            | 1.6            | .9             | .4             | .7             | .5             | .5             | .8             | .6                 | ---             | ---          | .1                            | 375                           |
| \$20,000 to \$29,999                                   | 12.9   | ---             | 1.9            | 2.7            | 1.3            | 1.0            | 1.1            | 2.0            | 1.0            | .1             | .3                 | .2              | ---          | 1.4                           | 393                           |
| \$30,000 to \$39,999                                   | 21.1   | ---             | 1.6            | 4.8            | 3.2            | 3.4            | 1.6            | 2.2            | 1.1            | .7             | .5                 | ---             | ---          | 2.0                           | 398                           |
| \$40,000 to \$49,999                                   | 30.4   | ---             | .9             | 8.6            | 2.2            | 4.0            | 4.2            | 3.8            | 1.5            | 2.6            | .8                 | ---             | ---          | 1.8                           | 465                           |
| \$50,000 to \$59,999                                   | 39.2   | .2              | .6             | 10.6           | 7.4            | 3.0            | 4.1            | 5.4            | 3.1            | 1.4            | .4                 | ---             | ---          | 3.1                           | 391                           |
| \$60,000 to \$69,999                                   | 46.6   | ---             | .2             | 10.6           | 10.2           | 5.3            | 4.7            | 4.5            | 4.4            | 3.4            | .7                 | .2              | ---          | 2.4                           | 420                           |
| \$70,000 to \$79,999                                   | 39.4   | ---             | .4             | 5.7            | 9.8            | 1.8            | 2.7            | 2.6            | 5.9            | 5.0            | 2.3                | .2              | ---          | 2.8                           | 515                           |
| \$80,000 to \$89,999                                   | 58.1   | ---             | .4             | 3.1            | 12.6           | 4.4            | 2.9            | 4.1            | 6.5            | 13.4           | 4.7                | .4              | ---          | 3.6                           | 670                           |
| \$100,000 to \$119,999                                 | 25.4   | ---             | .2             | 1.1            | 4.8            | 2.7            | 2.0            | 1.9            | 1.9            | 4.4            | 3.9                | .3              | ---          | 2.4                           | 649                           |
| \$120,000 to \$149,999                                 | 21.9   | ---             | ---            | .5             | 1.5            | 2.7            | 2.2            | 1.6            | 1.9            | 2.2            | 6.8                | .7              | ---          | 1.8                           | 782                           |
| \$150,000 to \$199,999                                 | 11.8   | ---             | ---            | .8             | .8             | 1.1            | 1.0            | .8             | .8             | 1.4            | 2.4                | 1.6             | ---          | 1.7                           | 859                           |
| \$200,000 to \$249,999                                 | 4.8    | ---             | ---            | ---            | .2             | .2             | .5             | .2             | .2             | .4             | .7                 | 1.6             | ---          | 1.7                           | 1 264                         |
| \$250,000 to \$299,999                                 | 1.0    | ---             | ---            | ---            | ---            | ---            | ---            | ---            | ---            | ---            | .8                 | .2              | ---          | .2                            | ---                           |
| \$300,000 or more                                      | 2.5    | ---             | ---            | ---            | ---            | ---            | ---            | .2             | ---            | .4             | ---                | .9              | ---          | 1.1                           | ---                           |
| Median   | 70 455 | ---             | 32 470         | 56 561         | 71 905         | 66 055         | 64 162         | 61 916         | 74 637         | 66 211         | 110 670            | 185 289         | ---          | 76 117                        | ---                           |
| <b>Value-Income Ratio</b>                              |        |                 |                |                |                |                |                |                |                |                |                    |                 |              |                               |                               |
| Less than 1.5  | 103.8  | ---             | 3.0            | 11.5           | 15.0           | 11.0           | 10.9           | 13.0           | 8.3            | 10.9           | 8.5                | 1.9             | ---          | 9.5                           | 560                           |
| 1.5 to 1.9   | 58.0   | .2              | .8             | 5.3            | 6.8            | 4.0            | 5.1            | 4.9            | 9.5            | 10.9           | 5.3                | .9              | ---          | 4.4                           | 698                           |
| 2.0 to 2.4   | 53.4   | ---             | .8             | 8.0            | 7.4            | 5.3            | 4.1            | 6.1            | 5.7            | 6.4            | 4.9                | 1.3             | ---          | 3.2                           | 585                           |
| 2.5 to 2.9   | 25.8   | ---             | .6             | 3.8            | 4.2            | 3.3            | 2.4            | 2.0            | 2.6            | 2.9            | 1.9                | .9              | ---          | 1.2                           | 516                           |
| 3.0 to 3.9   | 33.0   | ---             | .8             | 7.3            | 7.3            | 2.7            | 2.5            | 1.0            | 1.5            | 2.7            | 3.1                | .6              | ---          | 3.5                           | 391                           |
| 4.0 to 4.9   | 13.5   | ---             | .5             | 3.7            | 3.9            | 1.1            | .7             | .8             | .2             | 1.1            | .4                 | ---             | ---          | 1.2                           | 350                           |
| 5.0 or more  | 33.7   | ---             | 1.3            | 10.9           | 10.2           | 2.5            | 2.0            | 1.6            | .9             | 1.1            | .7                 | .7              | ---          | 1.8                           | 338                           |
| Zero or negative income                                | .9     | ---             | ---            | .2             | ---            | ---            | ---            | .2             | ---            | ---            | ---                | ---             | ---          | .3                            | ---                           |
| Median   | 2.0    | ---             | 2.1            | 2.6            | 2.4            | 2.0            | 1.8            | 1.7            | 1.8            | 1.8            | 1.9                | 2.1             | ---          | 1.8                           | ---                           |
| <b>Monthly Payment for Principal and Interest</b>      |        |                 |                |                |                |                |                |                |                |                |                    |                 |              |                               |                               |
| Less than \$100  | 8.0    | ---             | ---            | 1.4            | 5.0            | 1.0            | .4             | .2             | ---            | ---            | ---                | ---             | ---          | ---                           | 351                           |
| \$100 to \$199   | 19.2   | ---             | ---            | .3             | 3.1            | 10.1           | 4.0            | 1.4            | .4             | ---            | ---                | ---             | ---          | ---                           | 481                           |
| \$200 to \$249   | 13.4   | ---             | ---            | ---            | ---            | 3.7            | 5.6            | 2.6            | 1.4            | ---            | ---                | ---             | ---          | ---                           | 555                           |
| \$250 to \$299   | 14.2   | ---             | ---            | ---            | ---            | 2.1            | 6.4            | 3.7            | 1.3            | .7             | ---                | ---             | ---          | ---                           | 577                           |
| \$300 to \$349   | 13.7   | ---             | ---            | ---            | ---            | ---            | 4.8            | 5.9            | 2.2            | .8             | ---                | ---             | ---          | ---                           | 634                           |
| \$350 to \$399   | 15.5   | ---             | ---            | ---            | ---            | ---            | 1.3            | 8.5            | 4.4            | 1.2            | ---                | ---             | ---          | ---                           | 675                           |
| \$400 to \$449   | 12.9   | ---             | ---            | ---            | ---            | ---            | .3             | 4.0            | 6.5            | 2.0            | ---                | ---             | ---          | ---                           | 732                           |
| \$450 to \$499   | 12.3   | ---             | ---            | ---            | ---            | ---            | ---            | 1.1            | 7.4            | 3.5            | .4                 | ---             | ---          | ---                           | 789                           |
| \$500 to \$599   | 24.8   | ---             | ---            | ---            | ---            | ---            | .2             | .7             | 4.4            | 17.6           | 2.0                | ---             | ---          | ---                           | 882                           |
| \$600 to \$699   | 13.9   | ---             | ---            | ---            | ---            | ---            | ---            | ---            | .1             | 6.8            | 5.0                | ---             | ---          | ---                           | 955                           |
| \$700 to \$799   | 8.4    | ---             | ---            | ---            | ---            | ---            | ---            | ---            | ---            | .7             | 7.3                | .3              | ---          | ---                           | 1 238                         |
| \$800 to \$999   | 8.7    | ---             | ---            | ---            | ---            | ---            | ---            | ---            | ---            | .7             | 8.5                | 1.2             | ---          | ---                           | 1 285                         |
| \$1,000 to \$1,249                                     | 2.3    | ---             | ---            | ---            | ---            | ---            | ---            | ---            | ---            | ---            | .7                 | 1.5             | ---          | ---                           | ---                           |
| \$1,250 to \$1,499                                     | 2.2    | ---             | ---            | ---            | ---            | ---            | ---            | ---            | ---            | ---            | .2                 | 2.0             | ---          | ---                           | ---                           |
| \$1,500 or more  | .7     | ---             | ---            | ---            | ---            | ---            | ---            | ---            | ---            | ---            | ---                | .7              | ---          | ---                           | ---                           |
| Not reported   | 25.1   | ---             | ---            | ---            | ---            | ---            | ---            | ---            | ---            | ---            | ---                | ---             | ---          | 25.1                          | ---                           |
| Median   | 406    | ---             | ---            | ---            | 100-           | 174            | 262            | 351            | 433            | 554            | 764                | 1 221           | ---          | ---                           | ---                           |
| <b>Average Monthly Cost Paid for Real Estate Taxes</b> |        |                 |                |                |                |                |                |                |                |                |                    |                 |              |                               |                               |
| Less than \$25   | 2.2    | ---             | .3             | .4             | ---            | ---            | .2             | .7             | .2             | ---            | .2                 | .2              | ---          | .1                            | ---                           |
| \$25 to \$49   | 4.1    | ---             | 1.0            | 1.0            | .5             | .3             | .1             | .3             | .2             | .1             | .3                 | ---             | ---          | .4                            | 297                           |
| \$50 to \$74   | 9.3    | ---             | 1.7            | 1.8            | 1.1            | 1.1            | 1.0            | .7             | .2             | .6             | 1.0                | ---             | ---          | .2                            | 396                           |
| \$75 to \$99   | 17.5   | .2              | 3.2            | 2.6            | 1.2            | 2.5            | 2.0            | 1.6            | 1.5            | .7             | .4                 | ---             | ---          | 1.7                           | 430                           |
| \$100 to \$149   | 94.9   | ---             | 1.6            | 29.3           | 8.0            | 7.5            | 11.2           | 13.3           | 10.3           | 6.1            | 1.5                | ---             | ---          | 6.3                           | 473                           |
| \$150 to \$199   | 106.8  | ---             | ---            | 15.4           | 28.8           | 6.3            | 6.4            | 7.7            | 10.1           | 17.3           | 7.2                | .2              | ---          | 7.4                           | 486                           |
| \$200 or more  | 87.1   | ---             | ---            | .2             | 15.2           | 12.3           | 7.0            | 5.4            | 6.4            | 11.3           | 14.2               | 6.0             | ---          | 9.1                           | 681                           |
| Median   | 165    | ---             | 62             | 133            | 179            | 178            | 148            | 143            | 160            | 181            | 200+               | 200+            | ---          | 176                           | ---                           |
| <b>Purchase Price</b>                                  |        |                 |                |                |                |                |                |                |                |                |                    |                 |              |                               |                               |
| Home purchased or built                                | 316.7  | .2              | 6.8            | 49.1           | 54.1           | 29.5           | 27.8           | 29.7           | 28.9           | 36.0           | 24.5               | 6.3             | ---          | 23.9                          | 524                           |
| Less than \$10,000                                     | 15.6   | ---             | 2.8            | 8.2            | 2.1            | .8             | .7             | .6             | .2             | ---            | .1                 | .2              | ---          | .2                            | 261                           |
| \$10,000 to \$19,999                                   | 56.0   | ---             | 1.0            | 21.4           | 18.4           | 5.6            | 2.1            | 2.0            | .8             | 1.6            | .5                 | ---             | ---          | 2.6                           | 323                           |
| \$20,000 to \$29,999                                   | 42.1   | ---             | .7             | 7.0            | 12.7           | 8.6            | 4.8            | 1.9            | 1.5            | 1.4            | 1.0                | ---             | ---          | 2.5                           | 395                           |
| \$30,000 to \$39,999                                   | 33.4   | ---             | .3             | 2.3            | 5.6            | 5.7            | 7.1            | 5.2            | 1.7            | 2.2            | .8                 | .4              | ---          | 2.3                           | 524                           |
| \$40,000 to \$49,999                                   | 31.3   | ---             | ---            | 1.2            | 2.6            | 2.3            | 6.2            | 9.3            | 4.5            | 2.4            | 1.1                | ---             | ---          | 1.7                           | 627                           |
| \$50,000 to \$59,999                                   | 29.9   | .2              | .2             | 1.6            | 2.7            | 1.4            | 3.3            | 4.9            | 8.3            | 4.7            | .5                 | ---             | ---          | 2.1                           | 691                           |
| \$60,000 to \$69,999                                   | 20.5   | ---             | ---            | 1.1            | 1.7            | ---            | 1.0            | 2.1            | 5.3            | 4.7            | 2.0                | ---             | ---          | 2.6                           | 759                           |
| \$70,000 to \$79,999                                   | 23.0   | ---             | ---            | ---            | 1.5            | .8             | .7             | .2             | 4.4            | 8.2            | 2.9                | .2              | ---          | 1.7                           | 616                           |
| \$80,000 to \$99,999                                   | 22.9   | ---             | ---            | .5             | 1.8            | .9             | .3             | .4             | 1.8            | 8.0            | 7.0                | .7              | ---          | 1.4                           | 930                           |
| \$100,000 to \$119,999                                 | 8.3    | ---             | ---            | .2             | .5             | .3             | .4             | .2             | .2             | .9             | 4.5                | .4              | ---          | 1 099                         |                               |
| \$120,000 to \$149,999                                 | 6.4    | ---             | ---            | .2             | .3             | .4             | .4             | .2             | ---            | .5             | 2.4                | 1.5             | ---          | 1 273                         |                               |
| \$150,000 to \$199,999                                 | 3.8    | ---             | ---            | ---            | .2             | .2             | .2             | ---            | ---            | .5             | .8                 | 1.4             | ---          | 1 344                         |                               |
| \$200,000 to \$249,999                                 | 2.0    | ---             | ---            | ---            | .4             | ---            | ---            | ---            | ---            | .2             | .7                 | .7              | ---          | .2                            | ---                           |
| \$250,000 to \$299,999                                 | .5     | ---             | ---            | ---            | ---            | ---            | ---            | ---            | ---            | .2             | .4                 | .4              | ---          | .2                            | ---                           |
| \$300,000 or more                                      | 1.2    | ---             | ---            | ---            | ---            | .5             | ---            | ---            | ---            | .2             | .3                 | .3              | ---          | .1                            | ---                           |
| Not reported   | 19.8   | ---             | 1.8            | 5.2            | 3.8            | 1.9            | .8             | .9             | .2             | .5             | .3                 | ---             | ---          | 4.5                           | 317                           |
| Median   | 40 346 | ---             | 10000          | 16 410         | 23 663         | 28 768         | 38 409         | 45 050         | 56 757         | 70 924         | 88 974             | 144 662         | ---          | 51 537                        | ---                           |
| Received as inheritance or gift                        | 1.8    | ---             | .3             | 1.0            | .4             | .1             | ---            | ---            | ---            | ---            | ---                | ---             | ---          | ---                           | ---                           |
| Not reported   | 3.4    | ---             | .8             | .6             | .5             | .3             | ---            | ---            | ---            | ---            | ---                | ---             | ---          | 1.2                           | ---                           |

Table 2-21. **Housing Costs by Selected Characteristics - Occupied Units—Con.**

[Numbers in thousands. For meaning of symbols, see text.]

| Characteristics                                   | Total | Less than \$100 | \$100 to \$199 | \$200 to \$299 | \$300 to \$399 | \$400 to \$499 | \$500 to \$599 | \$600 to \$699 | \$700 to \$799 | \$800 to \$899 | \$1,000 to \$1,499 | \$1,500 or more | No cash rent | Mortgage payment not reported | Median excluding no cash rent |
|---|-------|-----------------|----------------|----------------|----------------|----------------|----------------|----------------|----------------|----------------|--------------------|-----------------|--------------|-------------------------------|-------------------------------|
| <b>RENTER OCCUPIED UNITS</b>                      |       |                 |                |                |                |                |                |                |                |                |                    |                 |              |                               |                               |
| Total .....                                       | 214.5 | 1.1             | 17.2           | 25.5           | 52.7           | 57.4           | 31.9           | 16.7           | 4.8            | 2.5            | 1.4                | .1              | 3.2          | ...                           | 416                           |
| <b>Rent Reductions</b>                            |       |                 |                |                |                |                |                |                |                |                |                    |                 |              |                               |                               |
| No subsidy or income reporting .....              | 187.4 | .2              | 4.6            | 20.9           | 48.5           | 54.7           | 30.9           | 15.9           | 4.8            | 2.5            | 1.3                | .1              | 3.0          | ...                           | 433                           |
| Rent control .....                                | -     | -               | -              | -              | -              | -              | -              | -              | -              | -              | -                  | -               | -            | ...                           | ...                           |
| No rent control .....                             | 187.4 | .2              | 4.6            | 20.9           | 48.5           | 54.7           | 30.9           | 15.9           | 4.8            | 2.5            | 1.3                | .1              | 3.0          | ...                           | 433                           |
| Reduced by owner .....                            | 13.2  | -               | .5             | 2.5            | 4.8            | 2.5            | .6             | .5             | -              | .2             | -                  | -               | 1.6          | ...                           | 360                           |
| Not reduced by owner .....                        | 173.2 | .2              | 4.2            | 18.3           | 43.4           | 51.8           | 30.1           | 15.3           | 4.8            | 2.3            | 1.3                | .1              | 1.4          | ...                           | 438                           |
| Owner reduction not reported .....                | 1.1   | -               | -              | .1             | .4             | .3             | .1             | .1             | -              | -              | -                  | -               | -            | ...                           | ...                           |
| Rent control not reported .....                   | -     | -               | -              | -              | -              | -              | -              | -              | -              | -              | -                  | -               | -            | ...                           | ...                           |
| Owned by public housing authority .....           | 10.2  | .1              | 5.0            | 1.8            | 1.9            | .7             | .3             | .2             | -              | -              | .1                 | -               | -            | ...                           | 201                           |
| Other, Federal subsidy .....                      | 11.7  | .6              | 6.5            | 1.9            | 1.1            | .7             | .5             | .3             | -              | -              | -                  | -               | .1           | ...                           | 180                           |
| Other, State or local subsidy .....               | 1.7   | -               | .3             | .4             | .4             | .5             | .1             | -              | -              | -              | -                  | -               | -            | ...                           | ...                           |
| Other, income verification .....                  | 2.6   | .1              | .8             | .4             | .7             | .3             | .1             | .2             | -              | -              | -                  | -               | -            | ...                           | ...                           |
| Subsidy or income verification not reported ..... | .9    | -               | -              | .1             | .1             | .5             | -              | -              | -              | -              | -                  | -               | .1           | ...                           | ...                           |

<sup>1</sup>For mobile home, oldest category is 1939 or earlier.

**Table 3-1. Introductory Characteristics - Owner Occupied Units**

[Numbers in thousands. For meaning of symbols, see text.]

| Characteristics                                | Total occupied units | Housing unit characteristics |              |                   |          | Household characteristics |          |               |                    |                     | Selected subareas <sup>1</sup> |          |            |
|--|----------------------|------------------------------|--------------|-------------------|----------|---------------------------|----------|---------------|--------------------|---------------------|--------------------------------|----------|------------|
|  |                      | New construction 4 yrs       | Mobile homes | Physical problems |          | Black                     | Hispanic | Elderly (65+) | Moved in past year | Below poverty level | Area one                       | Area two | Area three |
|  |                      |                              |              | Severe            | Moderate |                           |          |               |                    |                     |                                |          |            |
| <b>Total</b> .....                             | 321.9                | 11.5                         | 2.0          | .7                | 3.4      | 16.8                      | 5.3      | 73.0          | 19.6               | 10.4                | 112.7                          | 85.6     | 78.8       |
| <b>Tenure</b>                                  |                      |                              |              |                   |          |                           |          |               |                    |                     |                                |          |            |
| Owner occupied.....                            | 321.9                | 11.5                         | 2.0          | .7                | 3.4      | 16.8                      | 5.3      | 73.0          | 19.6               | 10.4                | 112.7                          | 85.6     | 78.8       |
| Percent of all occupied.....                   | 100.0                | 100.0                        | 100.0        | 100.0             | 100.0    | 100.0                     | 100.0    | 100.0         | 100.0              | 100.0               | 100.0                          | 100.0    | 100.0      |
| Renter occupied.....                           | ---                  | ---                          | ---          | ---               | ---      | ---                       | ---      | ---           | ---                | ---                 | ---                            | ---      | ---        |
| <b>Race and Origin</b>                         |                      |                              |              |                   |          |                           |          |               |                    |                     |                                |          |            |
| White.....                                     | 302.8                | 11.5                         | 2.0          | .7                | 2.8      | -                         | 5.1      | 70.8          | 18.5               | 6.9                 | 95.3                           | 84.4     | 78.3       |
| Non-Hispanic.....                              | 297.7                | 11.5                         | 2.0          | .7                | 2.8      | -                         | -        | 70.5          | 18.4               | 6.9                 | 92.7                           | 83.3     | 76.9       |
| Hispanic.....                                  | 5.1                  | -                            | -            | -                 | -        | -                         | 5.1      | .3            | .1                 | -                   | 2.6                            | 1.1      | 1.3        |
| Black.....                                     | 16.8                 | -                            | -            | -                 | .6       | 16.8                      | -        | 2.1           | .7                 | 3.3                 | 16.1                           | .8       | -          |
| Other.....                                     | 2.3                  | -                            | -            | -                 | -        | -                         | 2        | .1            | .4                 | .2                  | 1.3                            | .4       | .6         |
| Total Hispanic.....                            | 5.3                  | -                            | -            | -                 | -        | -                         | 5.3      | .3            | .1                 | -                   | 2.8                            | 1.1      | 1.3        |
| <b>Units in Structure</b>                      |                      |                              |              |                   |          |                           |          |               |                    |                     |                                |          |            |
| 1, detached.....                               | 271.5                | 8.4                          | ---          | .6                | 2.8      | 11.8                      | 3.9      | 59.3          | 15.0               | 9.1                 | 81.5                           | 76.0     | 74.1       |
| 1, attached.....                               | 12.1                 | 2.2                          | ---          | ---               | ---      | .5                        | .5       | 2.5           | 1.2                | ---                 | 6.0                            | 2.8      | 2.1        |
| 2 to 4.....                                    | 30.0                 | .2                           | ---          | .1                | .5       | 4.5                       | .8       | 8.1           | 2.3                | 1.1                 | 21.2                           | 5.6      | 1.4        |
| 5 to 9.....                                    | .6                   | ---                          | ---          | ---               | ---      | ---                       | ---      | .3            | .2                 | ---                 | .5                             | .2       | ---        |
| 10 to 19.....                                  | 2.4                  | .3                           | ---          | ---               | ---      | ---                       | ---      | .6            | .4                 | ---                 | 1.4                            | .1       | .3         |
| 20 to 49.....                                  | 1.1                  | ---                          | ---          | ---               | ---      | ---                       | ---      | .3            | .1                 | ---                 | ---                            | .5       | .7         |
| 50 or more.....                                | 2.2                  | ---                          | ---          | ---               | ---      | ---                       | ---      | 1.3           | .4                 | .2                  | 1.8                            | .4       | ---        |
| Mobile home or trailer.....                    | 2.0                  | .5                           | 2.0          | ---               | .1       | ---                       | ---      | .7            | .1                 | ---                 | .4                             | ---      | .2         |
| <b>Cooperatives and Condominiums</b>           |                      |                              |              |                   |          |                           |          |               |                    |                     |                                |          |            |
| Cooperatives.....                              | ---                  | ---                          | ---          | ---               | ---      | ---                       | ---      | ---           | ---                | ---                 | ---                            | ---      | ---        |
| Condominiums.....                              | 12.5                 | 2.0                          | ---          | ---               | ---      | .1                        | .1       | 3.8           | 1.8                | .2                  | 5.3                            | 3.5      | 2.2        |
| <b>Year Structure Built<sup>2</sup></b>        |                      |                              |              |                   |          |                           |          |               |                    |                     |                                |          |            |
| 1990 to 1994.....                              | ---                  | ---                          | ---          | ---               | ---      | ---                       | ---      | ---           | ---                | ---                 | ---                            | ---      | ---        |
| 1985 to 1989.....                              | 10.0                 | 10.0                         | .5           | ---               | .3       | ---                       | ---      | .3            | 3.7                | ---                 | .6                             | 2.2      | 5.3        |
| 1980 to 1984.....                              | 8.0                  | 1.6                          | ---          | ---               | ---      | ---                       | .2       | 1.4           | .5                 | ---                 | .8                             | .8       | 4.9        |
| 1975 to 1979.....                              | 22.7                 | ---                          | .3           | ---               | ---      | .3                        | .7       | 2.4           | 2.4                | .6                  | 3.1                            | 5.2      | 8.3        |
| 1970 to 1974.....                              | 26.8                 | ---                          | .7           | ---               | ---      | .2                        | ---      | 3.5           | 1.0                | .2                  | 3.0                            | 5.8      | 9.5        |
| 1960 to 1969.....                              | 52.6                 | ---                          | .5           | ---               | .4       | .6                        | ---      | 8.8           | 2.4                | .9                  | 12.0                           | 14.0     | 16.8       |
| 1950 to 1959.....                              | 78.4                 | ---                          | ---          | ---               | .4       | 2.3                       | .8       | 21.6          | 3.2                | 2.9                 | 28.5                           | 25.0     | 17.8       |
| 1940 to 1949.....                              | 28.3                 | ---                          | ---          | .3                | .2       | 1.1                       | .4       | 9.4           | 1.3                | 1.2                 | 12.5                           | 9.6      | 5.1        |
| 1930 to 1939.....                              | 34.0                 | ---                          | ---          | ---               | .4       | 6.9                       | .4       | 8.7           | 1.5                | 2.4                 | 16.8                           | 11.1     | 3.3        |
| 1920 to 1929.....                              | 27.6                 | ---                          | ---          | ---               | .1       | 3.5                       | .7       | 6.4           | 2.2                | 1.5                 | 16.0                           | 8.5      | 1.9        |
| 1919 or earlier.....                           | 33.5                 | ---                          | ---          | .4                | 1.7      | 2.0                       | 1.9      | 10.6          | 1.4                | .8                  | 19.5                           | 3.4      | 6.3        |
| Median.....                                    | 1955                 | ---                          | ---          | ---               | ---      | 1934                      | 1930     | 1951          | 1961               | 1944                | 1943                           | 1954     | 1963       |
| <b>Statistical Areas</b>                       |                      |                              |              |                   |          |                           |          |               |                    |                     |                                |          |            |
| Current units, in 1970 boundaries of SMSA..... | 321.9                | 11.5                         | 2.0          | .7                | 3.4      | 16.8                      | 5.3      | 73.0          | 19.6               | 10.4                | 112.7                          | 85.6     | 78.8       |
| 1970 central city(s).....                      | 112.7                | .6                           | .4           | .4                | 2.4      | 16.1                      | 2.8      | 33.2          | 5.3                | 6.4                 | 112.7                          | ---      | ---        |
| 1970 balance of SMSA.....                      | 209.2                | 10.9                         | 1.6          | .3                | 1.0      | .8                        | 2.4      | 39.8          | 14.3               | 4.0                 | ---                            | 85.6     | 78.8       |
| Current units, in 1983 boundaries of MSA.....  | 321.9                | 11.5                         | 2.0          | .7                | 3.4      | 16.8                      | 5.3      | 73.0          | 19.6               | 10.4                | 112.7                          | 85.6     | 78.8       |
| 1983 central city(s).....                      | 112.7                | .6                           | .4           | .4                | 2.4      | 16.1                      | 2.8      | 33.2          | 5.3                | 6.4                 | 112.7                          | ---      | ---        |
| 1983 balance of MSA.....                       | 209.2                | 10.9                         | 1.6          | .3                | 1.0      | .8                        | 2.4      | 39.8          | 14.3               | 4.0                 | ---                            | 85.6     | 78.8       |

<sup>1</sup>See back cover for details.

<sup>2</sup>For mobile home, oldest category is 1939 or earlier.

**Table 3-2. Height and Condition of Building - Owner Occupied Units**

[Numbers in thousands. For meaning of symbols, see text.]

| Characteristics  | Total occupied units | Housing unit characteristics |              |                   |          | Household characteristics |          |               |                    |                     | Selected subareas <sup>1</sup> |          |            |
|--|----------------------|------------------------------|--------------|-------------------|----------|---------------------------|----------|---------------|--------------------|---------------------|--------------------------------|----------|------------|
|  |                      | New construction 4 yrs       | Mobile homes | Physical problems |          | Black                     | Hispanic | Elderly (65+) | Moved in past year | Below poverty level | Area one                       | Area two | Area three |
|  |                      |                              |              | Severe            | Moderate |                           |          |               |                    |                     |                                |          |            |
| <b>Total</b> .....                                       | 321.9                | 11.5                         | 2.0          | .7                | 3.4      | 16.8                      | 5.3      | 73.0          | 19.6               | 10.4                | 112.7                          | 65.6     | 78.6       |
| <b>Stories in Structure</b>                              |                      |                              |              |                   |          |                           |          |               |                    |                     |                                |          |            |
| 1.....   | 5.8                  | .5                           | 2.0          | -                 | .1       | -                         | -        | 2.0           | .7                 | .4                  | 1.3                            | 11.3     | 1.4        |
| 2.....   | 144.0                | 4.8                          | -            | .2                | .4       | 3.1                       | 1.6      | 33.4          | 7.4                | 4.3                 | 37.4                           | 42.2     | 42.2       |
| 3.....   | 163.4                | 6.2                          | -            | .3                | 2.6      | 12.5                      | 3.5      | 34.6          | 11.0               | 5.1                 | 67.2                           | 41.6     | 34.3       |
| 4 to 6.....  | 7.6                  | -                            | -            | .2                | .3       | 1.3                       | .1       | 2.6           | .3                 | .5                  | 5.8                            | .5       | .9         |
| 7 or more.....   | 1.0                  | -                            | -            | -                 | -        | -                         | -        | .5            | .2                 | -                   | 1.0                            | -        | -          |
| <b>Stories Between Main and Apartment Entrances</b>      |                      |                              |              |                   |          |                           |          |               |                    |                     |                                |          |            |
| Multiunits, 2 or more floors.....                        | 35.9                 | .5                           | -            | .1                | .5       | 4.5                       | .8       | 10.2          | 3.2                | 1.2                 | 24.6                           | 6.6      | 2.2        |
| None (on same floor).....                                | 22.6                 | .3                           | -            | -                 | .3       | 3.5                       | .4       | 5.8           | 1.9                | .7                  | 13.7                           | 5.3      | 1.5        |
| 1 (up or down).....                                      | 8.2                  | .2                           | -            | .1                | .2       | .5                        | .2       | 2.6           | 1.0                | -                   | 6.8                            | .9       | .2         |
| 2 or more (up or down).....                              | 3.4                  | -                            | -            | -                 | -        | -                         | .2       | 1.6           | .4                 | .2                  | 2.8                            | .5       | .2         |
| Not reported.....  | 1.6                  | -                            | -            | -                 | -        | .5                        | -        | .2            | -                  | .4                  | 1.3                            | -        | .3         |
| <b>Common Stairways</b>                                  |                      |                              |              |                   |          |                           |          |               |                    |                     |                                |          |            |
| Multiunits, 2 or more floors.....                        | 35.9                 | .5                           | -            | .1                | .5       | 4.5                       | .8       | 10.2          | 3.2                | 1.2                 | 24.6                           | 6.6      | 2.2        |
| No common stairways.....                                 | 19.5                 | .5                           | -            | -                 | -        | 3.4                       | .4       | 4.7           | 1.7                | .9                  | 12.0                           | 4.1      | 1.4        |
| With common stairways.....                               | 14.6                 | -                            | -            | .1                | .3       | .6                        | .4       | 5.4           | 1.4                | .2                  | 11.2                           | 2.5      | .5         |
| No loose steps.....                                      | 13.1                 | -                            | -            | .1                | .3       | .2                        | .2       | 5.2           | 1.1                | .2                  | 10.0                           | 2.3      | .5         |
| Railings not loose.....                                  | 11.4                 | -                            | -            | .1                | .3       | .2                        | .2       | 4.6           | .9                 | .2                  | 9.0                            | 1.9      | .4         |
| Railings loose.....                                      | .3                   | -                            | -            | -                 | -        | -                         | -        | .1            | .2                 | -                   | .3                             | -        | -          |
| No railings.....   | 1.3                  | -                            | -            | -                 | -        | -                         | -        | .4            | -                  | -                   | 1.0                            | -        | .1         |
| Status of railings not reported.....                     | -                    | -                            | -            | -                 | -        | -                         | -        | -             | -                  | -                   | -                              | -        | -          |
| Loose steps.....   | 1.6                  | -                            | -            | -                 | -        | .4                        | .2       | .2            | .2                 | -                   | 1.2                            | .2       | -          |
| Railings not loose.....                                  | 1.5                  | -                            | -            | -                 | -        | .4                        | .2       | .2            | .2                 | -                   | 1.1                            | .2       | -          |
| Railings loose.....                                      | .1                   | -                            | -            | -                 | -        | -                         | -        | -             | .1                 | -                   | .1                             | -        | -          |
| No railings.....   | -                    | -                            | -            | -                 | -        | -                         | -        | -             | -                  | -                   | -                              | -        | -          |
| Status of railings not reported.....                     | -                    | -                            | -            | -                 | -        | -                         | -        | -             | -                  | -                   | -                              | -        | -          |
| Status of steps not reported.....                        | -                    | -                            | -            | -                 | -        | -                         | -        | -             | -                  | -                   | -                              | -        | -          |
| Status of stairways not reported.....                    | 1.7                  | -                            | -            | -                 | .2       | .5                        | -        | .2            | .2                 | .2                  | 1.4                            | -        | .3         |
| <b>Light Fixtures in Public Halls</b>                    |                      |                              |              |                   |          |                           |          |               |                    |                     |                                |          |            |
| 2 or more units in structure.....                        | 36.3                 | .5                           | -            | .1                | .5       | 4.5                       | .8       | 10.6          | 3.2                | 1.2                 | 24.8                           | 6.7      | 2.4        |
| No public halls.....                                     | 24.1                 | .3                           | -            | .1                | .2       | 3.4                       | .5       | 6.8           | 2.1                | .9                  | 16.0                           | 4.7      | 1.1        |
| No light fixtures in public halls.....                   | -                    | -                            | -            | -                 | -        | -                         | -        | -             | -                  | -                   | -                              | -        | -          |
| All in working order.....                                | 6.4                  | .2                           | -            | -                 | -        | .1                        | .2       | 2.4           | .6                 | .2                  | 4.2                            | 1.3      | .9         |
| Some in working order.....                               | .4                   | -                            | -            | -                 | -        | .2                        | -        | .2            | .2                 | -                   | .4                             | -        | -          |
| None in working order.....                               | -                    | -                            | -            | -                 | -        | -                         | -        | -             | -                  | -                   | -                              | -        | -          |
| Unable to determine if working.....                      | 3.6                  | -                            | -            | -                 | .1       | .1                        | .1       | 1.2           | .1                 | -                   | 2.7                            | .8       | -          |
| Not reported.....  | 1.9                  | -                            | -            | -                 | .2       | .7                        | -        | .2            | .2                 | .2                  | 1.6                            | -        | .3         |
| <b>Elevator on Floor</b>                                 |                      |                              |              |                   |          |                           |          |               |                    |                     |                                |          |            |
| Multiunits, 2 or more floors.....                        | 35.9                 | .5                           | -            | .1                | .5       | 4.5                       | .8       | 10.2          | 3.2                | 1.2                 | 24.6                           | 6.6      | 2.2        |
| With 1 or more elevators working.....                    | 2.2                  | -                            | -            | -                 | -        | -                         | -        | 1.3           | .4                 | .2                  | 1.8                            | .3       | .2         |
| With elevator, none in working condition.....            | -                    | -                            | -            | -                 | -        | -                         | -        | -             | -                  | -                   | -                              | -        | -          |
| No elevator.....   | 32.1                 | .5                           | -            | .1                | .5       | 4.2                       | .8       | 8.7           | 2.9                | .9                  | 21.7                           | 6.3      | 1.7        |
| Units 3 or more floors from main entrance.....           | -                    | -                            | -            | -                 | -        | -                         | -        | -             | -                  | -                   | -                              | -        | -          |
| <b>Foundation</b>  |                      |                              |              |                   |          |                           |          |               |                    |                     |                                |          |            |
| 1 unit bldg. excl. mobile homes.....                     | 283.6                | 10.6                         | -            | .6                | 2.8      | 12.4                      | 4.4      | 61.8          | 16.2               | 9.1                 | 67.5                           | 78.8     | 76.2       |
| With basement under all of building.....                 | 239.6                | 8.9                          | -            | .6                | 2.2      | 12.1                      | 3.9      | 55.7          | 13.0               | 8.2                 | 61.6                           | 68.0     | 57.8       |
| With basement under part of building.....                | 35.3                 | 1.6                          | -            | -                 | .4       | .2                        | .2       | 4.7           | 2.5                | .4                  | 4.0                            | 8.5      | 15.4       |
| With crawl space.....                                    | 2.5                  | -                            | -            | -                 | .2       | -                         | -        | .2            | .4                 | .2                  | -                              | 1.0      | .8         |
| On concrete slab.....                                    | 5.1                  | .2                           | -            | -                 | -        | .1                        | .1       | .8            | .4                 | .4                  | 1.9                            | .8       | 1.7        |
| Other.....   | 1.1                  | -                            | -            | -                 | -        | -                         | .2       | .4            | -                  | -                   | -                              | .6       | .5         |
| <b>External Building Conditions<sup>2</sup></b>          |                      |                              |              |                   |          |                           |          |               |                    |                     |                                |          |            |
| Segging roof.....  | .4                   | -                            | -            | -                 | -        | -                         | -        | .2            | -                  | -                   | .2                             | -        | -          |
| Missing roofing material.....                            | 1.0                  | -                            | -            | -                 | -        | .1                        | -        | -             | .2                 | .1                  | .7                             | .2       | -          |
| Hole in roof.....  | -                    | -                            | -            | -                 | -        | -                         | -        | -             | -                  | -                   | -                              | -        | -          |
| Could not see roof.....                                  | 3.3                  | -                            | .4           | -                 | .1       | .1                        | -        | 2.1           | .3                 | .1                  | 2.3                            | -        | 1.1        |
| Missing bricks, siding, other outside wall material..... | 1.8                  | -                            | -            | -                 | -        | .1                        | .8       | .4            | .1                 | .1                  | 1.0                            | .6       | .2         |
| Sloping outside walls.....                               | .2                   | -                            | -            | -                 | -        | .2                        | -        | -             | -                  | .2                  | .2                             | -        | -          |
| Boarded up windows.....                                  | 1.0                  | -                            | -            | -                 | .2       | .1                        | -        | .1            | -                  | .1                  | 1.0                            | -        | -          |
| Broken windows.....                                      | 1.3                  | -                            | -            | -                 | -        | .3                        | -        | .1            | .1                 | -                   | 1.0                            | -        | .3         |
| Bars on windows.....                                     | .4                   | -                            | -            | -                 | -        | .4                        | -        | .1            | -                  | .4                  | .4                             | -        | -          |
| Foundation crumbling or has open crack or hole.....      | .9                   | -                            | -            | -                 | -        | .2                        | -        | .2            | .1                 | .2                  | .5                             | .2       | .2         |
| Could not see foundation.....                            | .6                   | -                            | -            | -                 | -        | .1                        | -        | .4            | -                  | .1                  | .1                             | -        | .4         |
| None of the above.....                                   | 292.8                | 11.2                         | 1.6          | .7                | 2.9      | 15.2                      | 4.9      | 64.3          | 19.1               | 8.7                 | 99.3                           | 78.9     | 72.4       |
| Could not observe or not reported.....                   | 21.7                 | .3                           | -            | -                 | .2       | .6                        | .4       | 6.0           | -                  | 1.0                 | 9.1                            | 5.7      | 4.6        |
| <b>Site Placement</b>                                    |                      |                              |              |                   |          |                           |          |               |                    |                     |                                |          |            |
| Mobile homes.....  | 2.0                  | .5                           | 2.0          | -                 | .1       | -                         | -        | .7            | .1                 | -                   | .4                             | -        | .2         |
| First site.....  | 1.9                  | .5                           | 1.8          | -                 | .1       | -                         | -        | .7            | .1                 | -                   | .4                             | -        | .2         |
| Moved from another site.....                             | .1                   | -                            | .1           | -                 | -        | -                         | -        | -             | -                  | -                   | -                              | -        | -          |
| Don't know.....  | -                    | -                            | -            | -                 | -        | -                         | -        | -             | -                  | -                   | -                              | -        | -          |
| Not reported.....  | -                    | -                            | -            | -                 | -        | -                         | -        | -             | -                  | -                   | -                              | -        | -          |
| <b>Previous Occupancy</b>                                |                      |                              |              |                   |          |                           |          |               |                    |                     |                                |          |            |
| Unit built 1980 or later.....                            | 18.0                 | 11.5                         | .5           | -                 | .3       | -                         | .2       | 1.6           | 4.2                | -                   | 1.4                            | 3.0      | 10.2       |
| Not previously occupied.....                             | 14.4                 | 10.0                         | .5           | -                 | .3       | -                         | -        | 1.2           | 3.3                | -                   | 1.3                            | 2.7      | 8.1        |
| Not reported.....  | 1.4                  | 1.3                          | -            | -                 | -        | -                         | -        | .1            | .2                 | -                   | .1                             | .3       | .6         |

<sup>1</sup>See back cover for details.

<sup>2</sup>Figures may not add to total because more than one category may apply to a unit.

**Table 3-3. Size of Unit and Lot - Owner Occupied Units**

[Numbers in thousands. For meaning of symbols, see text.]

| Characteristics                         | Total occupied units | Housing unit characteristics |              |                   |           | Household characteristics |          |               |                    |                     | Selected subareas <sup>1</sup> |          |            |
|---|----------------------|------------------------------|--------------|-------------------|-----------|---------------------------|----------|---------------|--------------------|---------------------|--------------------------------|----------|------------|
|   |                      | New construction 4 yrs       | Mobile homes | Physical problems |           | Black                     | Hispanic | Elderly (65+) | Moved in past year | Below poverty level | Area one                       | Area two | Area three |
|   |                      |                              |              | Severe            | Mod-erate |                           |          |               |                    |                     |                                |          |            |
| <b>Total</b> .....                      | 321.9                | 11.5                         | 2.0          | .7                | 3.4       | 16.8                      | 5.3      | 73.0          | 19.6               | 10.4                | 112.7                          | 85.6     | 78.8       |
| <b>Rooms</b>                            |                      |                              |              |                   |           |                           |          |               |                    |                     |                                |          |            |
| 1 room.....                             | -                    | -                            | -            | -                 | -         | -                         | -        | -             | -                  | -                   | -                              | -        | -          |
| 2 rooms.....                            | 2.7                  | -                            | -            | -                 | -         | -                         | -        | 1.2           | -                  | .3                  | 2.4                            | .2       | -          |
| 3 rooms.....                            | 25.4                 | 2.7                          | .9           | .1                | .8        | 1.6                       | .8       | 9.5           | 1.7                | 1.8                 | 12.6                           | 7.6      | 3.1        |
| 4 rooms.....                            | 82.2                 | 7.7                          | 1.0          | -                 | .6        | 4.3                       | 1.1      | 24.7          | 4.5                | 3.7                 | 40.4                           | 21.1     | 11.2       |
| 5 rooms.....                            | 83.6                 | 2.7                          | -            | .2                | .8        | 6.0                       | 1.2      | 20.2          | 4.8                | 1.6                 | 32.6                           | 22.0     | 17.1       |
| 6 rooms.....                            | 82.0                 | 3.0                          | -            | .2                | .4        | 2.6                       | 1.3      | 9.9           | 5.0                | 1.9                 | 13.3                           | 18.9     | 19.9       |
| 7 rooms.....                            | 37.8                 | 2.2                          | -            | .2                | .2        | 1.4                       | .5       | 4.5           | 3.2                | .8                  | 7.3                            | 9.2      | 15.6       |
| 8 rooms.....                            | 18.4                 | .6                           | -            | -                 | .6        | .8                        | .2       | 1.9           | .3                 | -                   | 2.5                            | 4.0      | 8.3        |
| 9 rooms.....                            | 9.7                  | .3                           | -            | -                 | -         | .2                        | .2       | 1.3           | .2                 | .2                  | 1.6                            | 2.5      | 3.7        |
| 10 rooms or more.....                   | 6.1                  | 6.3                          | -            | -                 | -         | 5.9                       | 6.2      | 5.6           | 6.3                | 5.3                 | 5.5                            | 6.1      | 6.9        |
| <b>Median</b> .....                     |                      |                              |              |                   |           |                           |          |               |                    |                     |                                |          |            |
| <b>Bedrooms</b>                         |                      |                              |              |                   |           |                           |          |               |                    |                     |                                |          |            |
| None.....                               | -                    | -                            | -            | -                 | -         | -                         | -        | -             | -                  | -                   | -                              | -        | -          |
| 1.....                                  | 6.1                  | .2                           | -            | .1                | -         | .1                        | .2       | 2.3           | .4                 | .5                  | 4.0                            | 1.0      | .5         |
| 2.....                                  | 67.8                 | 1.6                          | 1.2          | -                 | 1.2       | 4.8                       | 1.4      | 25.4          | 4.5                | 2.8                 | 32.4                           | 17.6     | 11.8       |
| 3.....                                  | 179.3                | 7.5                          | .8           | .2                | 1.2       | 8.3                       | 1.9      | 37.0          | 10.8               | 5.5                 | 59.2                           | 49.3     | 46.2       |
| 4 or more.....                          | 68.7                 | 2.3                          | -            | .4                | 1.0       | 3.6                       | 1.7      | 8.4           | 3.8                | 1.6                 | 17.1                           | 17.8     | 20.4       |
| <b>Median</b> .....                     | 3.0                  | 3.0                          | -            | -                 | -         | 2.9                       | 3.0      | 2.7           | 2.9                | 2.8                 | 2.8                            | 3.0      | 3.1        |
| <b>Complete Bathrooms</b>               |                      |                              |              |                   |           |                           |          |               |                    |                     |                                |          |            |
| None.....                               | .4                   | -                            | -            | .1                | -         | -                         | -        | .1            | -                  | -                   | -                              | .3       | -          |
| 1.....                                  | 113.7                | 1.0                          | 1.4          | .4                | 1.7       | 10.1                      | 2.2      | 35.8          | 6.5                | 4.8                 | 59.9                           | 27.8     | 14.6       |
| 1 and one-half.....                     | 123.5                | 2.3                          | .1           | .2                | 1.0       | 3.7                       | 1.4      | 25.3          | 6.6                | 3.5                 | 37.7                           | 37.2     | 31.2       |
| 2 or more.....                          | 84.3                 | 8.2                          | .5           | -                 | .8        | 3.0                       | 1.6      | 11.8          | 6.5                | 2.3                 | 15.1                           | 20.3     | 33.1       |
| <b>Square Footage of Unit</b>           |                      |                              |              |                   |           |                           |          |               |                    |                     |                                |          |            |
| Single detached and mobile homes.....   | 273.5                | 8.9                          | 2.0          | .6                | 2.9       | 11.8                      | 3.9      | 60.0          | 15.1               | 9.1                 | 81.9                           | 76.0     | 74.3       |
| Less than 500.....                      | .4                   | -                            | -            | -                 | -         | .2                        | -        | .7            | -                  | .3                  | 1.2                            | .4       | -          |
| 500 to 749.....                         | 1.8                  | -                            | .4           | -                 | -         | .4                        | -        | .2            | -                  | .7                  | 2.9                            | 1.0      | 1.0        |
| 750 to 999.....                         | 5.9                  | .1                           | .9           | -                 | -         | .3                        | .2       | 1.2           | .3                 | .7                  | 6.8                            | 8.5      | 3.2        |
| 1,000 to 1,499.....                     | 20.5                 | 1.2                          | .7           | -                 | .5        | .2                        | .2       | 4.6           | 1.0                | 1.4                 | 17.5                           | 11.3     | 11.2       |
| 1,500 to 1,999.....                     | 44.9                 | 2.0                          | -            | .6                | .6        | 1.5                       | 1.1      | 10.6          | 3.0                | 1.4                 | 23.0                           | 19.2     | 17.8       |
| 2,000 to 2,499.....                     | 68.5                 | 2.0                          | -            | .2                | .4        | 2.0                       | .5       | 16.3          | 3.5                | 1.2                 | 11.4                           | 14.0     | 13.0       |
| 2,500 to 2,999.....                     | 45.3                 | 1.4                          | -            | .4                | .6        | 2.3                       | .4       | 9.0           | 2.0                | .9                  | 9.4                            | 14.0     | 19.7       |
| 3,000 to 3,999.....                     | 53.2                 | 1.6                          | -            | .7                | .7        | 2.4                       | .8       | 8.8           | 3.9                | 2.1                 | 2.5                            | 7.8      | 6.7        |
| 4,000 or more.....                      | 20.1                 | .2                           | -            | .2                | .2        | .5                        | .6       | 3.8           | .4                 | -                   | 9.0                            | 1.6      | 1.8        |
| Not reported (includes don't know)..... | 13.0                 | .5                           | -            | -                 | -         | 2.0                       | .2       | 4.7           | .4                 | 1.5                 | 2.6                            | 3.1      | 1.8        |
| <b>Median</b> .....                     | 2 415                | 2 226                        | -            | -                 | -         | 2 547                     | 2 382    | 2 319         | 2 350              | 2 161               | 2 180                          | 2 465    | 2 618      |
| <b>Lot Size</b>                         |                      |                              |              |                   |           |                           |          |               |                    |                     |                                |          |            |
| Less than one-eighth acre.....          | 49.5                 | .4                           | 1.4          | -                 | 1.0       | 4.6                       | 1.2      | 13.9          | 1.8                | 2.8                 | 33.0                           | 12.1     | 1.9        |
| One-eighth up to one-quarter acre.....  | 69.6                 | .8                           | .2           | .4                | .6        | 3.8                       | 1.6      | 19.8          | 3.6                | 1.8                 | 30.3                           | 25.0     | 9.2        |
| One-quarter up to one-half acre.....    | 44.0                 | 2.8                          | -            | -                 | .2        | .8                        | .2       | 6.9           | 3.0                | 1.2                 | 4.2                            | 15.9     | 18.9       |
| One-half up to one acre.....            | 41.6                 | 2.8                          | -            | -                 | .4        | .7                        | .2       | 6.3           | 3.1                | .8                  | 2.1                            | 9.8      | 22.4       |
| 1 to 4 acres.....                       | 33.8                 | 1.2                          | -            | -                 | -         | -                         | .6       | 5.2           | 1.8                | .6                  | 1.1                            | 4.5      | 16.4       |
| 5 to 9 acres.....                       | 3.1                  | .2                           | -            | -                 | -         | -                         | -        | .4            | .2                 | .2                  | -                              | .8       | .5         |
| 10 acres or more.....                   | 5.4                  | .2                           | -            | -                 | -         | -                         | -        | 1.8           | .2                 | -                   | -                              | .4       | 2.2        |
| Don't know.....                         | 30.3                 | .9                           | .4           | .2                | .7        | 2.3                       | .6       | 6.3           | 1.7                | 1.7                 | 14.7                           | 7.5      | 3.2        |
| Not reported.....                       | 8.3                  | 1.9                          | -            | -                 | -         | .1                        | .1       | 1.9           | 1.0                | -                   | 2.6                            | 3.1      | 1.8        |
| <b>Median</b> .....                     | .27                  | .63                          | -            | -                 | -         | .14                       | .18      | .21           | .37                | .19                 | .14                            | .24      | .63        |
| <b>Persons Per Room</b>                 |                      |                              |              |                   |           |                           |          |               |                    |                     |                                |          |            |
| 0.50 or less.....                       | 215.9                | 7.9                          | 1.4          | .4                | 2.7       | 9.0                       | 2.4      | 65.6          | 13.3               | 6.4                 | 74.0                           | 58.8     | 54.1       |
| 0.51 to 1.00.....                       | 102.7                | 3.7                          | .6           | .3                | .5        | 7.1                       | 2.4      | 7.0           | 6.2                | 3.8                 | 37.0                           | 25.7     | 24.7       |
| 1.01 to 1.50.....                       | 3.3                  | -                            | -            | -                 | .2        | .7                        | .4       | .4            | -                  | .2                  | 1.7                            | 1.1      | -          |
| 1.51 or more.....                       | -                    | -                            | -            | -                 | -         | -                         | -        | -             | -                  | -                   | -                              | -        | -          |
| <b>Square Feet Per Person</b>           |                      |                              |              |                   |           |                           |          |               |                    |                     |                                |          |            |
| Single detached and mobile homes.....   | 273.5                | 8.9                          | 2.0          | .6                | 2.9       | 11.8                      | 3.9      | 60.0          | 15.1               | 9.1                 | 81.9                           | 76.0     | 74.3       |
| Less than 200.....                      | 1.2                  | -                            | -            | -                 | -         | .4                        | .2       | .1            | -                  | .1                  | .8                             | .2       | .8         |
| 200 to 299.....                         | 6.7                  | .2                           | .2           | -                 | .7        | .1                        | .1       | .6            | .5                 | .2                  | 2.6                            | 1.9      | .8         |
| 300 to 399.....                         | 16.0                 | .9                           | .4           | -                 | .4        | 1.0                       | .3       | .7            | .6                 | .2                  | 4.7                            | 5.5      | 2.8        |
| 400 to 499.....                         | 16.8                 | .8                           | -            | -                 | .6        | .4                        | 1.0      | .7            | .6                 | .2                  | 5.0                            | 5.0      | 5.4        |
| 500 to 599.....                         | 21.3                 | 1.3                          | .3           | .2                | .3        | 1.1                       | .4       | 2.6           | 2.2                | 1.0                 | 6.1                            | 4.1      | 6.5        |
| 600 to 699.....                         | 28.4                 | 1.4                          | -            | .2                | -         | .8                        | .2       | 2.2           | 2.7                | .2                  | 7.8                            | 7.3      | 8.9        |
| 700 to 799.....                         | 21.5                 | 1.4                          | .4           | -                 | .6        | .4                        | .4       | 3.1           | 1.2                | .9                  | 6.6                            | 5.5      | 6.6        |
| 800 to 899.....                         | 20.1                 | .2                           | .6           | -                 | .4        | .5                        | .4       | 3.5           | 1.1                | .5                  | 4.8                            | 3.3      | 8.0        |
| 900 to 999.....                         | 19.2                 | .6                           | .1           | .2                | .2        | .8                        | .3       | 5.0           | .8                 | .7                  | 6.1                            | 5.3      | 5.3        |
| 1,000 to 1,499.....                     | 60.1                 | 1.6                          | -            | .8                | .8        | 1.8                       | .6       | 15.9          | 2.9                | 1.3                 | 18.9                           | 19.0     | 14.9       |
| 1,500 or more.....                      | 49.3                 | .2                           | -            | -                 | .8        | 1.7                       | .4       | 20.7          | 2.1                | 2.0                 | 12.4                           | 17.3     | 13.4       |
| Not reported.....                       | 13.0                 | .5                           | -            | -                 | -         | 2.0                       | .2       | 4.7           | .4                 | 1.5                 | 8.0                            | 1.6      | 1.8        |
| <b>Median</b> .....                     | 892                  | 677                          | -            | -                 | -         | 775                       | 751      | 1 281         | 759                | 918                 | 868                            | 963      | 866        |

<sup>1</sup>See back cover for details.

**Table 3-4. Selected Equipment and Plumbing - Owner Occupied Units**

[Numbers in thousands. For meaning of symbols, see text.]

| Characteristics   | Total occupied units | Housing unit characteristics |              |                   |            | Household characteristics |            |               |                    |                     | Selected subareas <sup>1</sup> |             |             |
|---|----------------------|------------------------------|--------------|-------------------|------------|---------------------------|------------|---------------|--------------------|---------------------|--------------------------------|-------------|-------------|
|   |                      | New construction 4 yrs       | Mobile homes | Physical problems |            | Black                     | Hispanic   | Elderly (65+) | Moved in past year | Below poverty level | Area one                       | Area two    | Area three  |
|   |                      |                              |              | Severe            | Moderate   |                           |            |               |                    |                     |                                |             |             |
| <b>Total</b> .....  | <b>321.9</b>         | <b>11.5</b>                  | <b>2.0</b>   | <b>.7</b>         | <b>3.4</b> | <b>16.8</b>               | <b>5.3</b> | <b>73.0</b>   | <b>19.6</b>        | <b>10.4</b>         | <b>112.7</b>                   | <b>65.6</b> | <b>78.8</b> |
| <b>Equipment<sup>2</sup></b>                                    |                      |                              |              |                   |            |                           |            |               |                    |                     |                                |             |             |
| Lacking complete kitchen facilities.....                        | 1.6                  | .3                           | .1           | -                 | 1.4        | .4                        | -          | .5            | .6                 | -                   | .8                             | .2          | .3          |
| With complete kitchen (sink, refrigerator and burners).....     | 320.3                | 11.3                         | 1.9          | .7                | 2.0        | 16.5                      | 5.3        | 72.5          | 19.0               | 10.4                | 111.9                          | 65.4        | 78.5        |
| Kitchen sink.....   | 320.9                | 11.3                         | 1.9          | .7                | 2.4        | 16.5                      | 5.3        | 72.5          | 19.4               | 10.4                | 112.1                          | 65.6        | 78.5        |
| Refrigerator.....   | 321.5                | 11.5                         | 2.0          | .7                | 3.0        | 16.8                      | 5.3        | 73.0          | 19.4               | 10.4                | 112.5                          | 65.4        | 78.8        |
| Less than 5 years old.....                                      | 108.3                | 8.4                          | .7           | -                 | 1.2        | 5.8                       | 1.9        | 17.3          | 9.3                | 3.1                 | 37.8                           | 25.0        | 30.1        |
| Age not reported.....   | 1.0                  | .2                           | -            | -                 | -          | -                         | -          | .2            | .3                 | -                   | .3                             | .4          | .3          |
| Burners and oven.....   | 321.5                | 11.5                         | 2.0          | .7                | 3.2        | 16.8                      | 5.3        | 73.0          | 19.2               | 10.4                | 112.7                          | 65.4        | 78.8        |
| Less than 5 years old.....                                      | 84.3                 | 8.1                          | 1.0          | .2                | 1.2        | 5.3                       | 1.5        | 11.7          | 8.1                | 2.0                 | 29.3                           | 20.5        | 24.3        |
| Age not reported.....   | 2.1                  | .2                           | -            | -                 | -          | -                         | -          | .2            | .7                 | -                   | .7                             | .4          | .6          |
| Burners only.....   | .2                   | -                            | -            | -                 | -          | -                         | -          | -             | .2                 | -                   | -                              | -           | -           |
| Less than 5 years old.....                                      | -                    | -                            | -            | -                 | -          | -                         | -          | -             | -                  | -                   | -                              | -           | -           |
| Age not reported.....   | -                    | -                            | -            | -                 | -          | -                         | -          | -             | -                  | -                   | -                              | -           | -           |
| Oven only.....  | -                    | -                            | -            | -                 | -          | -                         | -          | -             | -                  | -                   | -                              | -           | -           |
| Less than 5 years old.....                                      | -                    | -                            | -            | -                 | -          | -                         | -          | -             | -                  | -                   | -                              | -           | -           |
| Age not reported.....   | -                    | -                            | -            | -                 | -          | -                         | -          | -             | -                  | -                   | -                              | -           | -           |
| Neither burners nor oven.....                                   | .2                   | -                            | -            | -                 | .2         | -                         | -          | -             | .2                 | -                   | -                              | -           | -           |
| Dishwasher.....   | 163.3                | 9.0                          | .1           | .2                | 1.2        | 3.3                       | 2.0        | 24.7          | 10.7               | 3.1                 | 35.8                           | 48.6        | 52.3        |
| Less than 5 years old.....                                      | 54.3                 | 8.1                          | -            | .2                | .2         | .5                        | .2         | 4.8           | 5.2                | .7                  | 9.9                            | 13.9        | 20.7        |
| Age not reported.....   | 3.3                  | .2                           | -            | -                 | -          | -                         | -          | .4            | .5                 | -                   | .8                             | .8          | 1.4         |
| Washing machine.....  | 304.3                | 11.1                         | 1.9          | .8                | 2.8        | 14.4                      | 5.1        | 66.7          | 17.1               | 9.7                 | 100.8                          | 62.2        | 77.8        |
| Less than 5 years old.....                                      | 100.1                | 4.9                          | .7           | .6                | .6         | 5.4                       | 1.7        | 14.3          | 7.5                | 1.5                 | 29.4                           | 26.0        | 29.3        |
| Age not reported.....   | 1.3                  | .1                           | -            | .2                | .2         | -                         | -          | .2            | .4                 | -                   | .2                             | .4          | .4          |
| Clothes dryer.....  | 293.7                | 11.1                         | 1.6          | .8                | 2.5        | 12.8                      | 5.1        | 59.3          | 17.0               | 8.2                 | 94.0                           | 61.0        | 76.2        |
| Less than 5 years old.....                                      | 82.1                 | 4.8                          | .6           | .4                | .4         | 4.4                       | 1.5        | 9.7           | 6.9                | .7                  | 23.9                           | 23.1        | 22.2        |
| Age not reported.....   | 2.0                  | -                            | -            | -                 | -          | -                         | -          | .6            | .9                 | -                   | .6                             | .5          | .6          |
| Disposal in kitchen sink.....                                   | 147.6                | 9.7                          | .6           | -                 | 1.3        | 2.9                       | 2.0        | 26.1          | 8.9                | 2.1                 | 31.3                           | 50.8        | 42.9        |
| Less than 5 years old.....                                      | 54.0                 | 9.5                          | .3           | -                 | .3         | .9                        | 1.3        | 8.2           | 4.7                | .2                  | 9.7                            | 17.3        | 18.3        |
| Age not reported.....   | 3.0                  | -                            | .1           | -                 | -          | -                         | -          | .6            | .4                 | -                   | .6                             | .5          | 1.1         |
| <b>Air conditioning:</b>  |                      |                              |              |                   |            |                           |            |               |                    |                     |                                |             |             |
| Central.....  | 116.5                | 6.7                          | .6           | .2                | .6         | 3.3                       | 1.2        | 28.9          | 6.6                | 2.0                 | 32.5                           | 36.9        | 32.6        |
| 1 room unit.....  | 78.1                 | 1.2                          | .7           | .2                | 1.3        | 4.9                       | 1.2        | 18.8          | 3.9                | 2.6                 | 33.8                           | 18.9        | 14.0        |
| 2 room units.....   | 29.7                 | .3                           | .1           | -                 | .2         | 1.6                       | .4         | 4.6           | .7                 | .4                  | 12.5                           | 9.4         | 5.4         |
| 3 room units or more.....                                       | 5.6                  | -                            | -            | -                 | -          | .3                        | .4         | .8            | .4                 | -                   | 2.6                            | .8          | 1.5         |
| <b>Main Heating Equipment</b>                                   |                      |                              |              |                   |            |                           |            |               |                    |                     |                                |             |             |
| Warm-air furnace.....   | 275.5                | 11.4                         | 2.0          | .5                | 2.4        | 13.2                      | 4.5        | 61.0          | 16.8               | 8.4                 | 91.7                           | 75.1        | 69.0        |
| Steam or hot water system.....                                  | 34.1                 | -                            | -            | .2                | .6         | 2.8                       | .6         | 9.4           | 1.2                | 1.7                 | 16.4                           | 8.4         | 7.0         |
| Electric heat pump.....   | 1.6                  | -                            | -            | -                 | -          | .5                        | -          | .5            | -                  | -                   | .6                             | .4          | .3          |
| Built-in electric units.....                                    | 7.0                  | .2                           | -            | -                 | -          | -                         | -          | 1.1           | 1.2                | -                   | 2.8                            | 1.2         | 1.6         |
| Floor, wall, or other built-in hot air units without ducts..... | .4                   | -                            | -            | -                 | -          | .2                        | -          | -             | -                  | .2                  | .4                             | -           | -           |
| Room heaters with flue.....                                     | .6                   | -                            | -            | -                 | -          | -                         | .1         | .3            | -                  | -                   | .1                             | -           | .1          |
| Room heaters without flue.....                                  | .4                   | -                            | -            | -                 | .4         | -                         | -          | .4            | -                  | -                   | .4                             | -           | -           |
| Portable electric heaters.....                                  | -                    | -                            | -            | -                 | -          | -                         | -          | -             | -                  | -                   | -                              | -           | -           |
| Stoves.....   | 1.1                  | -                            | -            | -                 | -          | -                         | -          | .2            | -                  | -                   | -                              | .2          | .4          |
| Fireplaces with inserts.....                                    | .7                   | -                            | -            | -                 | -          | .2                        | -          | -             | -                  | -                   | -                              | .2          | .2          |
| Fireplaces without inserts.....                                 | .4                   | -                            | -            | -                 | -          | -                         | -          | -             | -                  | -                   | .2                             | -           | .2          |
| Other.....  | .4                   | -                            | -            | -                 | -          | -                         | -          | -             | .2                 | -                   | .2                             | -           | .2          |
| None.....   | -                    | -                            | -            | -                 | -          | -                         | -          | -             | -                  | -                   | -                              | -           | -           |
| <b>Other Heating Equipment</b>                                  |                      |                              |              |                   |            |                           |            |               |                    |                     |                                |             |             |
| With other heating equipment <sup>2</sup> .....                 | 99.4                 | 6.1                          | .3           | .1                | .8         | 3.3                       | 1.0        | 16.1          | 5.5                | 2.1                 | 19.6                           | 26.9        | 38.9        |
| Warm-air furnace.....   | 2.2                  | -                            | -            | -                 | -          | .4                        | -          | .4            | -                  | -                   | -                              | .6          | 1.1         |
| Steam or hot water system.....                                  | .9                   | -                            | -            | -                 | -          | -                         | -          | .2            | .2                 | -                   | -                              | .6          | .3          |
| Electric heat pump.....   | .5                   | .2                           | -            | -                 | -          | -                         | -          | -             | -                  | -                   | .2                             | .2          | -           |
| Built-in electric units.....                                    | 12.4                 | .2                           | -            | -                 | -          | -                         | -          | 3.1           | .7                 | .2                  | 1.8                            | 3.5         | 4.6         |
| Floor, wall, or other built-in hot-air units without ducts..... | .6                   | -                            | -            | -                 | -          | -                         | -          | .4            | -                  | -                   | -                              | .2          | .2          |
| Room heaters with flue.....                                     | 4.1                  | -                            | -            | .1                | .2         | .8                        | .5         | .3            | .3                 | .3                  | 2.4                            | .7          | .3          |
| Room heaters without flue.....                                  | 1.5                  | -                            | -            | -                 | -          | -                         | .3         | -             | -                  | -                   | .8                             | .1          | .4          |
| Portable electric heaters.....                                  | 27.8                 | .5                           | .2           | -                 | .2         | 1.3                       | .2         | 5.1           | 1.0                | .7                  | 9.0                            | 8.4         | 7.2         |
| Stoves.....   | 8.5                  | .3                           | -            | -                 | -          | .2                        | -          | 1.9           | .6                 | .2                  | 1.7                            | 1.5         | 2.6         |
| Fireplaces with inserts.....                                    | 19.8                 | 3.7                          | .1           | -                 | .3         | .2                        | .4         | 1.5           | 2.1                | .2                  | 1.0                            | 4.2         | 11.1        |
| Fireplaces with no inserts.....                                 | 34.3                 | 1.4                          | -            | -                 | -          | .4                        | .1         | 5.7           | .9                 | .4                  | 4.6                            | 11.7        | 15.6        |
| Other.....  | 2.5                  | .2                           | -            | -                 | -          | -                         | .2         | .2            | .2                 | -                   | .8                             | .2          | 1.3         |
| <b>Plumbing<sup>3</sup></b>                                     |                      |                              |              |                   |            |                           |            |               |                    |                     |                                |             |             |
| With all plumbing facilities.....                               | ...                  | ...                          | ...          | ...               | ...        | ...                       | ...        | ...           | ...                | ...                 | ...                            | ...         | ...         |
| Lacking some plumbing facilities <sup>2</sup> .....             | ...                  | ...                          | ...          | ...               | ...        | ...                       | ...        | ...           | ...                | ...                 | ...                            | ...         | ...         |
| No hot piped water.....   | ...                  | ...                          | ...          | ...               | ...        | ...                       | ...        | ...           | ...                | ...                 | ...                            | ...         | ...         |
| No bathtub nor shower.....                                      | ...                  | ...                          | ...          | ...               | ...        | ...                       | ...        | ...           | ...                | ...                 | ...                            | ...         | ...         |
| No flush toilet.....  | ...                  | ...                          | ...          | ...               | ...        | ...                       | ...        | ...           | ...                | ...                 | ...                            | ...         | ...         |
| No plumbing facilities for exclusive use.....                   | ...                  | ...                          | ...          | ...               | ...        | ...                       | ...        | ...           | ...                | ...                 | ...                            | ...         | ...         |
| <b>Source of Water</b>  |                      |                              |              |                   |            |                           |            |               |                    |                     |                                |             |             |
| Public system or private company.....                           | 254.9                | 9.4                          | 1.4          | .6                | 3.2        | 16.8                      | 4.7        | 63.7          | 18.0               | 8.8                 | 112.1                          | 77.2        | 43.0        |
| Well serving 1 to 5 units.....                                  | 66.7                 | 2.2                          | .6           | .1                | .2         | -                         | .6         | 9.4           | 3.6                | 1.6                 | .6                             | 8.4         | 35.5        |
| Drilled.....  | 61.1                 | 2.1                          | .5           | .1                | .2         | -                         | .6         | 8.8           | 3.4                | 1.4                 | .4                             | 7.4         | 32.5        |
| Dug.....  | 1.2                  | -                            | -            | -                 | -          | -                         | -          | -             | -                  | .2                  | .2                             | .4          | .4          |
| Not reported.....   | 4.4                  | .1                           | .1           | -                 | -          | -                         | -          | .6            | .2                 | -                   | -                              | .6          | 2.6         |
| Other.....  | .3                   | -                            | -            | -                 | -          | -                         | -          | -             | -                  | -                   | -                              | -           | .3          |
| <b>Means of Sewage Disposal</b>                                 |                      |                              |              |                   |            |                           |            |               |                    |                     |                                |             |             |
| Public sewer.....   | 273.9                | 9.7                          | 1.4          | .6                | 3.2        | 16.8                      | 4.5        | 65.7          | 16.7               | 9.4                 | 110.5                          | 61.5        | 55.9        |
| Septic tank, cesspool, chemical toilet.....                     | 48.0                 | 1.9                          | .6           | .1                | .2         | .2                        | .8         | 7.3           | 2.9                | 1.0                 | 2.2                            | 4.1         | 22.9        |
| Other.....  | -                    | -                            | -            | -                 | -          | -                         | -          | -             | -                  | -                   | -                              | -           | -           |

<sup>1</sup>See back cover for details.

<sup>2</sup>Figures may not add to total because more than one category may apply to a unit.

<sup>3</sup>Data not up to publication standards; see "Qualifications of the Data" section in the Introduction.



**Table 3-5. Fuels - Owner Occupied Units**

[Numbers in thousands. For meaning of symbols, see text.]

| Characteristics                             | Total occupied units | Housing unit characteristics |              |                   |            | Household characteristics |            |               |                    |                     | Selected subareas <sup>1</sup> |             |             |
|---|----------------------|------------------------------|--------------|-------------------|------------|---------------------------|------------|---------------|--------------------|---------------------|--------------------------------|-------------|-------------|
|   |                      | New construction 4 yrs       | Mobile homes | Physical problems |            | Black                     | Hispanic   | Elderly (65+) | Moved in past year | Below poverty level | Area one                       | Area two    | Area three  |
|   |                      |                              |              | Severe            | Moderate   |                           |            |               |                    |                     |                                |             |             |
| <b>Total</b> .....                          | <b>321.9</b>         | <b>11.5</b>                  | <b>2.0</b>   | <b>.7</b>         | <b>3.4</b> | <b>16.8</b>               | <b>5.3</b> | <b>73.0</b>   | <b>19.6</b>        | <b>10.4</b>         | <b>112.7</b>                   | <b>85.6</b> | <b>78.8</b> |
| <b>Main House Heating Fuel</b>              |                      |                              |              |                   |            |                           |            |               |                    |                     |                                |             |             |
| Housing units with heating fuel.....        | 321.9                | 11.5                         | 2.0          | .7                | 3.4        | 16.8                      | 5.3        | 73.0          | 19.6               | 10.4                | 112.7                          | 85.6        | 78.8        |
| Electricity.....                            | 9.8                  | .6                           | -            | -                 | .2         | .5                        | -          | 1.7           | 1.5                | -                   | 3.7                            | 1.9         | 2.3         |
| Piped gas.....                              | 258.0                | 10.5                         | 1.9          | .6                | 2.5        | 13.0                      | 4.4        | 55.8          | 14.5               | 6.7                 | 95.2                           | 70.2        | 61.4        |
| Bottled gas.....                            | 3.9                  | .5                           | .1           | -                 | -          | -                         | .2         | .4            | .4                 | -                   | -                              | .6          | 1.6         |
| Fuel oil.....                               | 47.1                 | -                            | -            | .1                | .8         | 3.2                       | .7         | 14.9          | 2.9                | 1.7                 | 13.8                           | 12.3        | 12.7        |
| Kerosene or other liquid fuel.....          | -                    | -                            | -            | -                 | -          | -                         | -          | -             | -                  | -                   | -                              | -           | -           |
| Coal or coke.....                           | -                    | -                            | -            | -                 | -          | -                         | -          | -             | -                  | -                   | -                              | -           | -           |
| Wood.....                                   | 2.7                  | -                            | -            | -                 | -          | .2                        | -          | .4            | -                  | -                   | -                              | .4          | .6          |
| Solar energy.....                           | .2                   | -                            | -            | -                 | -          | -                         | -          | -             | .2                 | -                   | -                              | .2          | -           |
| Other.....                                  | .2                   | -                            | -            | -                 | -          | -                         | -          | -             | -                  | -                   | -                              | -           | .2          |
| <b>Other House Heating Fuels</b>            |                      |                              |              |                   |            |                           |            |               |                    |                     |                                |             |             |
| With other heating fuels <sup>2</sup> ..... | 50.4                 | 2.3                          | .3           | .1                | .4         | 1.6                       | .5         | 8.2           | 2.9                | .9                  | 10.2                           | 11.5        | 17.6        |
| Electricity.....                            | 21.3                 | .3                           | .2           | -                 | .4         | .8                        | .1         | 4.0           | 1.1                | .2                  | 6.0                            | 6.3         | 6.0         |
| Piped gas.....                              | 1.8                  | -                            | -            | -                 | -          | .2                        | -          | .2            | .2                 | .2                  | .8                             | .8          | .2          |
| Bottled gas.....                            | .3                   | -                            | -            | .1                | -          | -                         | -          | -             | -                  | -                   | -                              | .2          | .8          |
| Fuel oil.....                               | 1.6                  | -                            | -            | -                 | -          | -                         | -          | .4            | .2                 | -                   | -                              | .2          | .8          |
| Kerosene or other liquid fuel.....          | 1.4                  | -                            | -            | -                 | -          | .1                        | -          | .2            | -                  | .1                  | .6                             | .2          | .8          |
| Coal or coke.....                           | .3                   | .2                           | -            | -                 | -          | -                         | -          | .2            | -                  | -                   | -                              | .2          | .8          |
| Wood.....                                   | 24.7                 | 2.0                          | .1           | -                 | -          | .2                        | .4         | 4.0           | 1.5                | .4                  | 3.1                            | 4.4         | 10.3        |
| Solar energy.....                           | 1.1                  | -                            | -            | -                 | -          | .2                        | -          | -             | .2                 | -                   | .2                             | .2          | .9          |
| Other.....                                  | .2                   | -                            | -            | -                 | -          | -                         | -          | -             | -                  | -                   | -                              | .2          | .2          |
| Not reported.....                           | .2                   | -                            | -            | -                 | -          | -                         | -          | -             | -                  | -                   | -                              | -           | .2          |
| <b>Cooking Fuel</b>                         |                      |                              |              |                   |            |                           |            |               |                    |                     |                                |             |             |
| With cooking fuel.....                      | 321.7                | 11.5                         | 2.0          | .7                | 3.2        | 16.8                      | 5.3        | 73.0          | 19.4               | 10.4                | 112.7                          | 85.4        | 78.8        |
| Electricity.....                            | 188.3                | 8.2                          | .1           | .2                | .8         | 3.3                       | 1.8        | 43.4          | 12.4               | 4.1                 | 41.8                           | 53.8        | 58.7        |
| Piped gas.....                              | 130.9                | 3.2                          | 1.8          | .4                | 2.5        | 13.6                      | 3.3        | 29.6          | 7.0                | 6.1                 | 70.8                           | 31.0        | 19.6        |
| Bottled gas.....                            | 2.5                  | .2                           | .1           | .1                | -          | -                         | .2         | -             | -                  | .2                  | -                              | .6          | .8          |
| Fuel oil.....                               | -                    | -                            | -            | -                 | -          | -                         | -          | -             | -                  | -                   | -                              | -           | -           |
| Kerosene or other liquid fuel.....          | -                    | -                            | -            | -                 | -          | -                         | -          | -             | -                  | -                   | -                              | -           | -           |
| Coal or coke.....                           | -                    | -                            | -            | -                 | -          | -                         | -          | -             | -                  | -                   | -                              | -           | -           |
| Wood.....                                   | -                    | -                            | -            | -                 | -          | -                         | -          | -             | -                  | -                   | -                              | -           | -           |
| Other.....                                  | -                    | -                            | -            | -                 | -          | -                         | -          | -             | -                  | -                   | -                              | -           | -           |
| <b>Water Heating Fuel</b>                   |                      |                              |              |                   |            |                           |            |               |                    |                     |                                |             |             |
| With hot piped water.....                   | 321.9                | 11.5                         | 2.0          | .7                | 3.4        | 16.8                      | 5.3        | 73.0          | 19.6               | 10.4                | 112.7                          | 85.6        | 78.8        |
| Electricity.....                            | 68.2                 | 1.6                          | .3           | -                 | .2         | 1.7                       | 1.0        | 17.3          | 4.6                | 2.2                 | 14.1                           | 15.9        | 25.0        |
| Piped gas.....                              | 248.9                | 9.5                          | 1.6          | .6                | 3.2        | 15.1                      | 4.1        | 53.7          | 14.8               | 8.0                 | 97.3                           | 68.7        | 52.0        |
| Bottled gas.....                            | 2.9                  | .5                           | .1           | .1                | -          | -                         | .2         | .1            | .2                 | -                   | -                              | .4          | .8          |
| Fuel oil.....                               | 3.1                  | -                            | -            | -                 | -          | -                         | -          | 1.8           | -                  | .2                  | 1.1                            | .4          | .8          |
| Kerosene or other liquid fuel.....          | -                    | -                            | -            | -                 | -          | -                         | -          | -             | -                  | -                   | -                              | -           | -           |
| Coal or coke.....                           | -                    | -                            | -            | -                 | -          | -                         | -          | -             | -                  | -                   | -                              | -           | -           |
| Wood.....                                   | .1                   | -                            | -            | -                 | -          | -                         | -          | -             | -                  | -                   | -                              | -           | -           |
| Solar energy.....                           | .7                   | -                            | -            | -                 | -          | -                         | -          | .1            | .2                 | -                   | -                              | .2          | .3          |
| Other.....                                  | -                    | -                            | -            | -                 | -          | -                         | -          | -             | -                  | -                   | -                              | -           | -           |
| <b>Central Air Conditioning Fuel</b>        |                      |                              |              |                   |            |                           |            |               |                    |                     |                                |             |             |
| With central air conditioning.....          | 116.5                | 6.7                          | .8           | .2                | .6         | 3.3                       | 1.2        | 28.8          | 6.6                | 2.0                 | 32.5                           | 38.9        | 32.6        |
| Electricity.....                            | 108.8                | 6.4                          | .6           | .2                | .6         | 3.1                       | 1.1        | 25.7          | 6.6                | 2.0                 | 29.7                           | 32.7        | 31.0        |
| Piped gas.....                              | 9.5                  | .3                           | -            | -                 | -          | -                         | .1         | 3.2           | -                  | -                   | 2.8                            | 3.9         | 1.7         |
| Other.....                                  | .2                   | -                            | -            | -                 | -          | .2                        | -          | -             | -                  | -                   | -                              | .2          | -           |
| <b>Clothes Dryer Fuel</b>                   |                      |                              |              |                   |            |                           |            |               |                    |                     |                                |             |             |
| With clothes dryer.....                     | 293.7                | 11.1                         | 1.6          | .6                | 2.5        | 12.6                      | 5.1        | 59.3          | 17.0               | 8.2                 | 94.0                           | 81.0        | 76.2        |
| Electricity.....                            | 160.4                | 8.3                          | 1.1          | .4                | .9         | 5.1                       | 2.6        | 33.4          | 9.4                | 5.0                 | 40.0                           | 41.8        | 48.5        |
| Piped gas.....                              | 131.1                | 4.6                          | .4           | .2                | 1.6        | 7.8                       | 2.3        | 25.9          | 7.4                | 3.2                 | 54.0                           | 39.0        | 26.4        |
| Other.....                                  | 2.2                  | .2                           | .1           | -                 | -          | -                         | .2         | -             | .2                 | -                   | -                              | .2          | 1.2         |
| <b>Units Using Each Fuel<sup>2</sup></b>    |                      |                              |              |                   |            |                           |            |               |                    |                     |                                |             |             |
| Electricity.....                            | 321.9                | 11.5                         | 2.0          | .7                | 3.4        | 16.8                      | 5.3        | 73.0          | 19.6               | 10.4                | 112.7                          | 85.6        | 78.8        |
| All-electric units.....                     | 9.0                  | .2                           | -            | -                 | -          | .3                        | -          | 1.7           | 1.4                | -                   | 3.7                            | 1.5         | 2.0         |
| Piped gas.....                              | 279.7                | 10.8                         | 1.9          | .6                | 3.2        | 16.2                      | 4.7        | 62.6          | 16.9               | 9.6                 | 106.2                          | 77.2        | 63.7        |
| Bottled gas.....                            | 5.8                  | .6                           | .1           | .1                | -          | -                         | .2         | .5            | .4                 | -                   | -                              | .6          | 2.4         |
| Fuel oil.....                               | 50.4                 | -                            | -            | .3                | .8         | 3.5                       | .7         | 15.5          | 3.2                | 1.7                 | 14.3                           | 13.0        | 13.8        |
| Kerosene or other liquid fuel.....          | 1.4                  | -                            | -            | -                 | -          | .1                        | -          | .2            | -                  | -                   | .6                             | .2          | .6          |
| Coal or coke.....                           | .3                   | .2                           | -            | -                 | -          | -                         | -          | .2            | -                  | -                   | -                              | -           | .6          |
| Wood.....                                   | 27.4                 | 2.0                          | .1           | -                 | -          | .4                        | .4         | 4.4           | 1.5                | .4                  | 3.1                            | 4.8         | 10.9        |
| Solar energy.....                           | 1.6                  | -                            | -            | -                 | -          | .2                        | -          | .1            | .4                 | -                   | .4                             | .2          | 1.0         |
| Other.....                                  | .4                   | -                            | -            | -                 | -          | -                         | -          | -             | -                  | -                   | -                              | .2          | .2          |

<sup>1</sup>See back cover for details.

<sup>2</sup>Figures may not add to total because more than one category may apply to a unit.

**Table 3-6. Failures in Equipment - Owner Occupied Units**

[Numbers in thousands. For meaning of symbols, see text.]

| Characteristics  | Total occupied units | Housing unit characteristics |              |                   |          | Household characteristics |          |               |                    |                     | Selected subareas <sup>1</sup> |          |            |
|--|----------------------|------------------------------|--------------|-------------------|----------|---------------------------|----------|---------------|--------------------|---------------------|--------------------------------|----------|------------|
|  |                      | New construction 4 yrs       | Mobile homes | Physical problems |          | Black                     | Hispanic | Elderly (65+) | Moved in past year | Below poverty level | Area one                       | Area two | Area three |
|  |                      |                              |              | Severe            | Moderate |                           |          |               |                    |                     |                                |          |            |
| <b>Total</b> .....   | 321.9                | 11.5                         | 2.0          | .7                | 3.4      | 16.8                      | 5.3      | 73.0          | 19.6               | 10.4                | 112.7                          | 85.6     | 78.8       |
| <b>Water Supply Stoppage</b>   |                      |                              |              |                   |          |                           |          |               |                    |                     |                                |          |            |
| With hot and cold piped water.....                                     | 321.9                | 11.5                         | 2.0          | .7                | 3.4      | 16.8                      | 5.3      | 73.0          | 19.6               | 10.4                | 112.7                          | 85.6     | 78.8       |
| No stoppage in last 3 months.....                                      | 307.7                | 11.3                         | 1.7          | .7                | 3.2      | 16.5                      | 4.7      | 69.0          | 19.0               | 10.2                | 108.3                          | 81.0     | 76.4       |
| With stoppage in last 3 months.....                                    | 11.8                 | .3                           | .3           | -.2               | .2       | .2                        | .4       | 2.9           | .3                 | .2                  | 5.0                            | 3.8      | 2.4        |
| No stoppage lasting 6 hours or more.....                               | 4.6                  | -.2                          | -.2          | -.2               | -.2      | -.2                       | -.4      | 1.4           | -.3                | -.2                 | 2.4                            | 1.3      | .8         |
| 1 time lasting 6 hours or more.....                                    | 4.6                  | -.2                          | -.2          | -.2               | -.2      | -.2                       | -.4      | 1.3           | -.2                | -.2                 | 1.8                            | 1.6      | .8         |
| 2 times.....   | .7                   | .1                           | .1           | -.2               | -.2      | -.2                       | -.2      | .2            | .2                 | .2                  | .2                             | .2       | .2         |
| 3 times.....   | .2                   | -.2                          | -.2          | -.2               | -.2      | -.2                       | -.2      | -.2           | -.2                | -.2                 | -.2                            | -.2      | -.2        |
| 4 times or more.....   | -.2                  | -.2                          | -.2          | -.2               | -.2      | -.2                       | -.2      | -.2           | -.2                | -.2                 | -.2                            | -.2      | -.2        |
| Number of times not reported.....                                      | 1.8                  | .2                           | -.2          | -.2               | -.2      | -.2                       | -.2      | .2            | .2                 | -.2                 | .5                             | .6       | .5         |
| Stoppage not reported.....   | 2.4                  | -.2                          | -.2          | -.2               | -.2      | .2                        | .2       | 1.1           | .2                 | -.2                 | 1.4                            | .8       | -.2        |
| <b>Flush Toilet Breakdowns</b>   |                      |                              |              |                   |          |                           |          |               |                    |                     |                                |          |            |
| With one or more flush toilets.....                                    | 321.9                | 11.5                         | 2.0          | .7                | 3.4      | 16.8                      | 5.3      | 73.0          | 19.6               | 10.4                | 112.7                          | 85.6     | 78.8       |
| With at least one working toilet at all times in last 3 months.....    | 313.4                | 11.4                         | 1.9          | .7                | 2.9      | 15.9                      | 5.1      | 70.1          | 18.9               | 9.8                 | 108.3                          | 83.6     | 77.1       |
| None working some time in last 3 months.....                           | 8.2                  | .2                           | -.2          | -.2               | .5       | 1.0                       | .2       | 3.0           | .7                 | .6                  | 4.4                            | 1.9      | 1.5        |
| No breakdowns lasting 6 hours or more.....                             | 3.2                  | -.2                          | -.2          | -.2               | -.2      | -.2                       | -.2      | 1.6           | -.2                | -.2                 | 1.6                            | 1.0      | .6         |
| 1 time lasting 6 hours or more.....                                    | 3.4                  | -.2                          | -.2          | -.2               | .2       | .6                        | -.2      | 1.0           | .5                 | .2                  | 1.9                            | .7       | .8         |
| 2 times.....   | -.2                  | -.2                          | -.2          | -.2               | -.2      | -.2                       | -.2      | -.2           | -.2                | -.2                 | -.2                            | -.2      | -.2        |
| 3 times.....   | -.2                  | -.2                          | -.2          | -.2               | -.2      | -.2                       | -.2      | -.2           | -.2                | -.2                 | -.2                            | -.2      | -.2        |
| 4 times or more.....   | .1                   | -.2                          | -.2          | -.2               | .1       | -.2                       | -.2      | -.2           | -.2                | -.2                 | .1                             | -.2      | -.2        |
| Number of times not reported.....                                      | 1.5                  | .2                           | -.2          | -.2               | -.2      | -.2                       | -.2      | .4            | .2                 | -.2                 | .8                             | .2       | .2         |
| Breakdowns not reported.....   | .3                   | -.2                          | .1           | -.2               | -.2      | -.2                       | -.2      | -.2           | -.2                | -.2                 | -.2                            | -.2      | .2         |
| <b>Sewage Disposal Breakdowns</b>                                      |                      |                              |              |                   |          |                           |          |               |                    |                     |                                |          |            |
| With public sewer.....   | 273.9                | 9.7                          | 1.4          | .6                | 3.2      | 16.8                      | 4.5      | 65.7          | 16.7               | 9.4                 | 110.5                          | 81.5     | 55.9       |
| No breakdowns in last 3 months.....                                    | 271.8                | 9.7                          | 1.4          | .6                | 3.2      | 16.5                      | 4.1      | 65.6          | 16.5               | 9.4                 | 109.2                          | 81.1     | 55.6       |
| With breakdowns in last 3 months.....                                  | 2.1                  | -.2                          | -.2          | -.2               | -.2      | .1                        | .4       | .1            | .2                 | -.2                 | 1.3                            | .4       | .3         |
| No breakdowns lasting 6 hours or more.....                             | 1.1                  | -.2                          | -.2          | -.2               | -.2      | -.2                       | -.2      | -.2           | -.2                | -.2                 | .6                             | .4       | .1         |
| 1 time lasting 6 hours or more.....                                    | .9                   | -.2                          | -.2          | -.2               | -.2      | .1                        | .2       | .1            | .2                 | -.2                 | .7                             | -.2      | .2         |
| 2 times.....   | -.2                  | -.2                          | -.2          | -.2               | -.2      | -.2                       | -.2      | -.2           | -.2                | -.2                 | -.2                            | -.2      | -.2        |
| 3 times.....   | -.2                  | -.2                          | -.2          | -.2               | -.2      | -.2                       | -.2      | -.2           | -.2                | -.2                 | -.2                            | -.2      | -.2        |
| 4 times or more.....   | -.2                  | -.2                          | -.2          | -.2               | -.2      | -.2                       | -.2      | -.2           | -.2                | -.2                 | -.2                            | -.2      | -.2        |
| With septic tank or cesspool.....                                      | 48.0                 | 1.9                          | .6           | .1                | .2       | .2                        | .8       | 7.3           | 2.9                | 1.0                 | 2.2                            | 4.1      | 22.9       |
| No breakdowns in last 3 months.....                                    | 47.8                 | 1.9                          | .6           | .1                | .2       | .2                        | .8       | 7.3           | 2.9                | 1.0                 | 2.2                            | 4.1      | 22.7       |
| With breakdowns in last 3 months.....                                  | .2                   | -.2                          | -.2          | -.2               | -.2      | -.2                       | -.2      | -.2           | -.2                | -.2                 | -.2                            | -.2      | .2         |
| No breakdowns lasting 6 hours or more.....                             | .2                   | -.2                          | -.2          | -.2               | -.2      | -.2                       | -.2      | -.2           | -.2                | -.2                 | -.2                            | -.2      | .2         |
| 1 time lasting 6 hours or more.....                                    | -.2                  | -.2                          | -.2          | -.2               | -.2      | -.2                       | -.2      | -.2           | -.2                | -.2                 | -.2                            | -.2      | -.2        |
| 2 times.....   | -.2                  | -.2                          | -.2          | -.2               | -.2      | -.2                       | -.2      | -.2           | -.2                | -.2                 | -.2                            | -.2      | -.2        |
| 3 times.....   | -.2                  | -.2                          | -.2          | -.2               | -.2      | -.2                       | -.2      | -.2           | -.2                | -.2                 | -.2                            | -.2      | -.2        |
| 4 times or more.....   | -.2                  | -.2                          | -.2          | -.2               | -.2      | -.2                       | -.2      | -.2           | -.2                | -.2                 | -.2                            | -.2      | -.2        |
| <b>Heating Problems</b>  |                      |                              |              |                   |          |                           |          |               |                    |                     |                                |          |            |
| With heating equipment and occupied last winter.....                   | 312.2                | 9.5                          | 2.0          | .7                | 3.0      | 16.5                      | 5.3      | 72.2          | 10.9               | 10.0                | 110.5                          | 83.4     | 74.5       |
| Not uncomfortably cold for 24 hours or more last winter.....           | 303.4                | 9.1                          | 1.8          | .3                | 2.5      | 16.3                      | 5.0      | 70.8          | 10.7               | 10.0                | 107.7                          | 80.2     | 72.4       |
| Uncomfortably cold for 24 hours or more last winter <sup>2</sup> ..... | 8.3                  | .5                           | .1           | .4                | .5       | .2                        | .2       | 1.4           | .2                 | -.2                 | 2.6                            | 3.0      | 2.1        |
| Equipment breakdowns.....  | 4.3                  | .2                           | -.2          | .4                | -.2      | .2                        | .1       | .6            | -.2                | -.2                 | 1.5                            | 1.7      | 1.1        |
| No breakdowns lasting 6 hours or more.....                             | .2                   | -.2                          | -.2          | -.2               | -.2      | -.2                       | -.2      | -.2           | -.2                | -.2                 | -.2                            | -.2      | -.2        |
| 1 time lasting 6 hours or more.....                                    | 3.6                  | .2                           | -.2          | -.2               | -.2      | -.2                       | -.2      | .4            | -.2                | -.2                 | .9                             | 1.7      | .9         |
| 2 times.....   | .2                   | -.2                          | -.2          | -.2               | -.2      | -.2                       | -.2      | .2            | -.2                | -.2                 | .2                             | -.2      | -.2        |
| 3 times.....   | -.2                  | -.2                          | -.2          | -.2               | -.2      | -.2                       | -.2      | -.2           | -.2                | -.2                 | -.2                            | -.2      | -.2        |
| 4 times or more.....   | .4                   | -.2                          | -.2          | .4                | -.2      | -.2                       | -.2      | -.2           | -.2                | -.2                 | .2                             | -.2      | .2         |
| Number of times not reported.....                                      | -.2                  | -.2                          | -.2          | -.2               | -.2      | -.2                       | -.2      | -.2           | -.2                | -.2                 | -.2                            | -.2      | -.2        |
| Other causes.....  | 3.8                  | .3                           | -.2          | -.2               | .5       | -.2                       | .1       | .9            | .2                 | -.2                 | 1.3                            | 1.3      | .9         |
| Utility interruption.....  | .4                   | -.2                          | -.2          | -.2               | -.2      | -.2                       | -.2      | -.2           | -.2                | -.2                 | -.2                            | .4       | -.2        |
| Inadequate heating capacity.....                                       | .5                   | -.2                          | -.2          | -.2               | -.2      | -.2                       | -.2      | .2            | -.2                | -.2                 | .5                             | -.2      | -.2        |
| Inadequate insulation.....   | .3                   | -.2                          | -.2          | -.2               | -.2      | -.2                       | -.2      | -.2           | -.2                | -.2                 | -.2                            | .3       | -.2        |
| Other.....   | 2.6                  | .3                           | -.2          | -.2               | .5       | -.2                       | .1       | .7            | .2                 | -.2                 | .8                             | .6       | .9         |
| Not reported.....  | -.2                  | -.2                          | -.2          | -.2               | -.2      | -.2                       | -.2      | -.2           | -.2                | -.2                 | -.2                            | -.2      | -.2        |
| Reason for discomfort not reported.....                                | .3                   | -.2                          | .1           | -.2               | -.2      | -.2                       | -.2      | .1            | -.2                | -.2                 | -.2                            | -.2      | -.2        |
| Discomfort not reported.....   | .5                   | -.2                          | .1           | -.2               | -.2      | -.2                       | -.2      | -.2           | -.2                | -.2                 | .2                             | .2       | -.2        |
| <b>Electric Fuses and Circuit Breakers</b>                             |                      |                              |              |                   |          |                           |          |               |                    |                     |                                |          |            |
| With electrical wiring.....  | 321.9                | 11.5                         | 2.0          | .7                | 3.4      | 16.8                      | 5.3      | 73.0          | 19.6               | 10.4                | 112.7                          | 85.6     | 78.8       |
| No fuses or breakers blown in last 3 mo.....                           | 254.1                | 9.7                          | 1.9          | .3                | 2.1      | 12.0                      | 4.5      | 65.1          | 15.2               | 9.3                 | 88.3                           | 67.4     | 62.0       |
| With fuses or breakers blown in last 3 mo.....                         | 66.0                 | 1.6                          | -.4          | .4                | 1.3      | 4.8                       | .5       | 7.4           | 4.3                | 1.1                 | 24.4                           | 17.2     | 16.0       |
| 1 time.....  | 36.8                 | 1.2                          | -.2          | -.2               | 1.0      | 1.6                       | .3       | 4.8           | 2.3                | .2                  | 13.2                           | 10.0     | 9.1        |
| 2 times.....   | 14.6                 | -.2                          | -.2          | .2                | -.2      | 1.2                       | -.2      | 1.6           | .9                 | .6                  | 5.3                            | 3.8      | 3.7        |
| 3 times.....   | 5.8                  | .2                           | -.2          | -.2               | .3       | .7                        | .2       | .6            | .3                 | .2                  | 2.1                            | 1.5      | 1.5        |
| 4 times or more.....   | 6.6                  | .2                           | -.2          | .2                | -.2      | .7                        | -.2      | .6            | .4                 | -.2                 | 2.8                            | 1.6      | 1.4        |
| Number of times not reported.....                                      | 2.1                  | -.2                          | -.2          | -.2               | -.2      | .6                        | -.2      | .2            | .1                 | -.2                 | .9                             | .5       | .3         |
| Problem not reported or don't know.....                                | 1.8                  | .3                           | .1           | -.2               | -.2      | -.2                       | -.2      | .6            | .2                 | -.2                 | -.2                            | .9       | .8         |

<sup>1</sup>See back cover for details.

<sup>2</sup>Other causes and equipment breakdowns may not add to total as both may be reported.

**Table 3-7. Additional Indicators of Housing Quality - Owner Occupied Units**

[Numbers in thousands. For meaning of symbols, see text.]

| Characteristics  | Total occupied units | Housing unit characteristics |              |                   |            | Household characteristics |            |               |                    |                     | Selected subareas <sup>1</sup> |             |             |
|--|----------------------|------------------------------|--------------|-------------------|------------|---------------------------|------------|---------------|--------------------|---------------------|--------------------------------|-------------|-------------|
|  |                      | New construction 4 yrs       | Mobile homes | Physical problems |            | Black                     | Hispanic   | Elderly (65+) | Moved in past year | Below poverty level | Area one                       | Area two    | Area three  |
|  |                      |                              |              | Severe            | Moderate   |                           |            |               |                    |                     |                                |             |             |
| <b>Total</b> .....   | <b>321.9</b>         | <b>11.5</b>                  | <b>2.0</b>   | <b>.7</b>         | <b>3.4</b> | <b>16.6</b>               | <b>6.3</b> | <b>73.0</b>   | <b>19.6</b>        | <b>10.4</b>         | <b>112.7</b>                   | <b>85.6</b> | <b>78.8</b> |
| <b>Selected Amenities<sup>2</sup></b>                      |                      |                              |              |                   |            |                           |            |               |                    |                     |                                |             |             |
| Porch, deck, balcony, or patio .....                       | 253.3                | 9.1                          | 1.3          | .4                | 2.7        | 14.7                      | 4.7        | 54.3          | 16.1               | 8.2                 | 82.8                           | 65.6        | 67.4        |
| Not reported .....   | .5                   | -                            | -            | -                 | -          | .1                        | -          | .2            | -                  | -                   | .1                             | .2          | .2          |
| Telephone available .....                                  | 317.2                | 11.4                         | 1.9          | .7                | 3.4        | 16.5                      | 4.9        | 72.1          | 19.3               | 10.3                | 110.3                          | 84.9        | 77.6        |
| Usable fireplace .....                                     | 119.5                | 7.9                          | .3           | -                 | 1.3        | 2.5                       | 1.5        | 18.1          | 7.9                | 1.6                 | 15.2                           | 33.1        | 49.4        |
| Separate dining room .....                                 | 180.4                | 6.5                          | .2           | .4                | 2.3        | 11.8                      | 3.3        | 38.6          | 11.6               | 4.2                 | 59.8                           | 46.8        | 52.1        |
| With 2 or more living rooms or recreation rooms, etc. .... | 148.7                | 6.3                          | .1           | .2                | .9         | 4.9                       | 1.7        | 25.2          | 6.9                | 2.2                 | 26.9                           | 43.3        | 53.4        |
| Garage or carport included with home .....                 | 294.9                | 10.8                         | .2           | .5                | 2.3        | 13.4                      | 3.8        | 66.5          | 17.1               | 9.2                 | 95.2                           | 82.4        | 75.7        |
| Not included .....   | 27.0                 | 1.0                          | 1.8          | .2                | 1.1        | 3.4                       | 1.5        | 6.5           | 2.5                | 1.2                 | 17.5                           | 3.1         | 3.1         |
| Offstreet parking included .....                           | 19.7                 | .8                           | 1.8          | .2                | .5         | 2.3                       | .8         | 4.4           | 1.8                | .7                  | 10.7                           | 2.8         | 2.9         |
| Offstreet parking not reported .....                       | .2                   | -                            | -            | -                 | -          | -                         | -          | -             | -                  | -                   | .2                             | -           | -           |
| Garage or carport not reported .....                       | -                    | -                            | -            | -                 | -          | -                         | -          | -             | -                  | -                   | -                              | -           | -           |
| <b>Cars and Trucks Available</b>                           |                      |                              |              |                   |            |                           |            |               |                    |                     |                                |             |             |
| No cars, trucks, or vans .....                             | 15.3                 | -                            | .4           | .2                | .2         | 1.7                       | .1         | 11.2          | .1                 | 1.7                 | 11.0                           | 2.2         | 1.6         |
| Other households without cars .....                        | 6.5                  | .2                           | -            | -                 | -          | -                         | .5         | .6            | .2                 | .2                  | 2.4                            | 1.7         | 1.6         |
| 1 car with or without trucks or vans .....                 | 129.5                | 4.2                          | .7           | .4                | 1.9        | 8.5                       | 2.1        | 40.4          | 6.8                | 6.3                 | 56.2                           | 32.2        | 25.2        |
| 2 cars .....   | 133.5                | 6.0                          | .8           | .1                | .9         | 4.6                       | 1.9        | 18.5          | 10.5               | 2.0                 | 34.4                           | 40.4        | 38.0        |
| 3 or more cars .....                                       | 39.1                 | 1.2                          | .1           | -                 | .4         | 2.0                       | .8         | 2.2           | 2.0                | .2                  | 8.7                            | 9.1         | 12.4        |
| With cars, no trucks or vans .....                         | 224.6                | 7.7                          | 1.5          | .1                | 2.7        | 12.4                      | 3.7        | 53.6          | 13.9               | 7.8                 | 81.1                           | 64.8        | 49.7        |
| 1 truck or van with or without cars .....                  | 69.8                 | 3.6                          | -            | .2                | .5         | 2.2                       | 1.2        | 7.9           | 5.2                | 1.0                 | 17.9                           | 16.3        | 23.5        |
| 2 or more trucks or vans .....                             | 12.1                 | .3                           | .1           | .2                | -          | .5                        | .2         | .3            | .4                 | -                   | 2.7                            | 2.3         | 4.0         |
| <b>Selected Deficiencies<sup>2</sup></b>                   |                      |                              |              |                   |            |                           |            |               |                    |                     |                                |             |             |
| Signs of rats in last 3 months .....                       | .9                   | -                            | -            | .2                | .2         | .5                        | -          | .1            | -                  | .1                  | .9                             | -           | -           |
| Holes in floors .....                                      | .6                   | -                            | -            | -                 | .2         | -                         | -          | -             | .2                 | -                   | -                              | .2          | .4          |
| Open cracks or holes (interior) .....                      | 5.4                  | -                            | -            | .4                | 1.0        | .2                        | .2         | .7            | .4                 | .2                  | 3.3                            | .5          | 1.5         |
| Broken plaster or peeling paint (interior) .....           | 6.7                  | -                            | -            | .2                | 1.0        | .4                        | .1         | 1.4           | .4                 | .4                  | 3.8                            | 1.3         | 1.0         |
| No electrical wiring .....                                 | -                    | -                            | -            | -                 | -          | -                         | -          | -             | -                  | -                   | -                              | -           | -           |
| Exposed wiring .....                                       | 3.8                  | .2                           | -            | -                 | .2         | -                         | -          | .5            | .3                 | -                   | .9                             | .2          | 1.9         |
| Rooms without electric outlets .....                       | 4.4                  | -                            | -            | -                 | .2         | .1                        | .2         | 1.5           | -                  | .1                  | 1.8                            | .7          | .7          |
| <b>Water Leakage During Last 12 Months</b>                 |                      |                              |              |                   |            |                           |            |               |                    |                     |                                |             |             |
| No leakage from inside structure .....                     | 301.2                | 11.4                         | 1.7          | .5                | 2.4        | 15.1                      | 5.1        | 69.5          | 17.5               | 10.3                | 104.4                          | 81.1        | 73.8        |
| With leakage from inside structure <sup>2</sup> .....      | 19.8                 | .2                           | .2           | .2                | 1.0        | 1.7                       | .1         | 3.2           | 2.0                | .1                  | 7.8                            | 4.4         | 4.8         |
| Fixtures backed up or overflowed .....                     | 7.6                  | -                            | .1           | -                 | .2         | .3                        | -          | 1.2           | -                  | -                   | 2.4                            | 1.5         | 1.6         |
| Pipes leaked .....   | 8.9                  | -                            | .1           | -                 | .8         | 1.0                       | .1         | 2.0           | 1.1                | .1                  | 4.3                            | 2.7         | 1.3         |
| Other or unknown (includes not reported) .....             | 3.8                  | .2                           | -            | .2                | -          | .4                        | -          | -             | .9                 | -                   | 1.1                            | .2          | 2.3         |
| Interior leakage not reported .....                        | .9                   | -                            | .1           | -                 | -          | -                         | -          | .4            | -                  | -                   | .5                             | .1          | .2          |
| No leakage from outside structure .....                    | 259.8                | 9.6                          | 1.6          | .3                | 1.9        | 12.5                      | 4.5        | 63.8          | 15.8               | 7.7                 | 81.6                           | 70.1        | 62.4        |
| With leakage from outside structure <sup>2</sup> .....     | 61.2                 | 2.0                          | .3           | .4                | 1.6        | 4.3                       | .7         | 9.0           | 3.8                | 2.7                 | 21.1                           | 15.1        | 16.2        |
| Roof .....   | 11.4                 | .5                           | .1           | -                 | .4         | .6                        | .4         | 1.9           | .3                 | -                   | 3.8                            | 2.5         | 3.8         |
| Basement .....   | 43.9                 | 1.1                          | -            | .4                | .9         | 3.3                       | .5         | 7.0           | 2.9                | 2.1                 | 15.6                           | 11.9        | 10.1        |
| Walls, closed windows, or doors .....                      | 6.5                  | .3                           | .2           | -                 | .7         | .7                        | .2         | .8            | .2                 | .6                  | 2.0                            | .8          | 2.9         |
| Other or unknown (includes not reported) .....             | 3.2                  | .2                           | -            | -                 | .2         | .3                        | -          | .2            | .4                 | .2                  | 1.4                            | .6          | 1.0         |
| Exterior leakage not reported .....                        | .8                   | -                            | .1           | -                 | -          | -                         | -          | .2            | -                  | -                   | -                              | .3          | .2          |
| <b>Overall Opinion of Structure</b>                        |                      |                              |              |                   |            |                           |            |               |                    |                     |                                |             |             |
| 1 (worst) .....  | .8                   | -                            | -            | -                 | -          | -                         | -          | .3            | -                  | -                   | .5                             | .1          | -           |
| 2 .....  | .2                   | -                            | -            | -                 | .2         | .2                        | -          | -             | -                  | -                   | .2                             | -           | -           |
| 3 .....  | .8                   | -                            | -            | -                 | .2         | .1                        | -          | .6            | -                  | -                   | .6                             | .2          | -           |
| 4 .....  | .6                   | -                            | -            | -                 | .2         | .2                        | -          | .4            | -                  | -                   | .4                             | .2          | -           |
| 5 .....  | 13.3                 | .2                           | .1           | -                 | .4         | 1.5                       | .7         | 3.1           | 1.2                | 1.4                 | 6.3                            | 3.0         | 2.2         |
| 6 .....  | 12.8                 | .2                           | .1           | .2                | .2         | 1.2                       | .4         | 1.8           | .9                 | .8                  | 7.0                            | 2.5         | 2.1         |
| 7 .....  | 25.7                 | .2                           | -            | .9                | .9         | 1.1                       | .4         | 4.8           | 1.4                | .6                  | 11.6                           | 6.9         | 4.8         |
| 8 .....  | 76.6                 | .8                           | .2           | .2                | .7         | 3.9                       | 1.6        | 14.4          | 4.2                | 2.0                 | 26.1                           | 20.2        | 17.5        |
| 9 .....  | 52.2                 | 2.4                          | .2           | .2                | .2         | 2.8                       | .8         | 8.8           | 2.4                | .9                  | 15.3                           | 13.4        | 15.9        |
| 10 (best) .....  | 138.3                | 7.9                          | 1.3          | .1                | .6         | 5.7                       | 1.4        | 38.8          | 9.5                | 4.7                 | 44.7                           | 39.1        | 36.3        |
| Not reported .....   | .7                   | -                            | .1           | -                 | -          | .1                        | -          | .5            | -                  | .1                  | .1                             | -           | -           |
| <b>Selected Physical Problems</b>                          |                      |                              |              |                   |            |                           |            |               |                    |                     |                                |             |             |
| Severe physical problems <sup>2</sup> .....                | .7                   | -                            | -            | .7                | -          | -                         | -          | -             | -                  | -                   | .4                             | -           | .2          |
| Plumbing .....   | .1                   | -                            | -            | .1                | -          | -                         | -          | -             | -                  | -                   | .2                             | -           | .2          |
| Heating .....  | .4                   | -                            | -            | .4                | -          | -                         | -          | -             | -                  | -                   | -                              | -           | -           |
| Electric .....   | -                    | -                            | -            | -                 | -          | -                         | -          | -             | -                  | -                   | .2                             | -           | -           |
| Upkeep .....   | .2                   | -                            | -            | .2                | -          | -                         | -          | -             | -                  | -                   | -                              | -           | -           |
| Hallways .....   | -                    | -                            | -            | -                 | -          | -                         | -          | -             | -                  | -                   | -                              | -           | -           |
| Moderate physical problems <sup>2</sup> .....              | 3.4                  | .3                           | .1           | -                 | 3.4        | .6                        | -          | .9            | .6                 | -                   | 2.4                            | .4          | .5          |
| Plumbing .....   | .1                   | -                            | -            | -                 | .1         | -                         | -          | -             | -                  | -                   | .1                             | -           | -           |
| Heating .....  | .4                   | -                            | -            | -                 | .4         | -                         | -          | .4            | -                  | -                   | .4                             | -           | -           |
| Upkeep .....   | 1.5                  | -                            | -            | -                 | 1.5        | .2                        | -          | -             | .2                 | -                   | 1.1                            | .2          | .2          |
| Hallways .....   | -                    | -                            | -            | -                 | -          | -                         | -          | -             | -                  | -                   | -                              | -           | -           |
| Kitchen .....  | 1.4                  | .3                           | .1           | -                 | 1.4        | .4                        | -          | .5            | .4                 | -                   | .8                             | .2          | .3          |

<sup>1</sup>See back cover for details.

<sup>2</sup>Figures may not add to total because more than one category may apply to a unit.

**Table 3-8. Neighborhood - Owner Occupied Units**

[Numbers in thousands. For meaning of symbols, see text.]

| Characteristics  | Total occupied units | Housing unit characteristics |              |                   |           | Household characteristics |          |               |                    |                     | Selected subareas <sup>1</sup> |          |            |
|--|----------------------|------------------------------|--------------|-------------------|-----------|---------------------------|----------|---------------|--------------------|---------------------|--------------------------------|----------|------------|
|  |                      | New construction 4 yrs       | Mobile homes | Physical problems |           | Black                     | Hispanic | Elderly (65+) | Moved in past year | Below poverty level | Area one                       | Area two | Area three |
|  |                      |                              |              | Severe            | Mod-erate |                           |          |               |                    |                     |                                |          |            |
| <b>Total</b> .....   | 321.9                | 11.5                         | 2.0          | .7                | 3.4       | 16.8                      | 5.3      | 73.0          | 19.6               | 10.4                | 112.7                          | 85.6     | 78.8       |
| <b>Overall Opinion of Neighborhood</b>                     |                      |                              |              |                   |           |                           |          |               |                    |                     |                                |          |            |
| 1 (worst).....   | 2.5                  | -                            | -            | -                 | .4        | .8                        | -        | 1.0           | -                  | -                   | 1.6                            | .3       | .6         |
| 2.....   | 2.0                  | -                            | -            | -                 | -         | .6                        | .2       | .3            | .1                 | -                   | 1.7                            | .3       | -          |
| 3.....   | 2.4                  | -                            | -            | -                 | -         | .3                        | -        | .2            | -                  | .1                  | 1.8                            | .2       | .4         |
| 4.....   | 2.9                  | -                            | -            | -                 | .1        | .6                        | .3       | .4            | .1                 | .4                  | 2.5                            | -        | .4         |
| 5.....   | 24.3                 | .8                           | .3           | -                 | .2        | 3.2                       | .5       | 5.2           | 1.5                | 1.1                 | 14.6                           | 4.9      | 3.3        |
| 6.....   | 15.7                 | .6                           | -            | .2                | .2        | 1.3                       | .1       | 2.9           | .9                 | 1.3                 | 9.9                            | 2.1      | 2.8        |
| 7.....   | 28.7                 | .9                           | .1           | -                 | .8        | 2.3                       | .8       | 5.2           | 1.8                | 1.3                 | 13.2                           | 6.5      | 5.9        |
| 8.....   | 89.2                 | 1.7                          | .3           | .2                | .5        | 3.5                       | 1.5      | 13.8          | 4.4                | 1.4                 | 24.7                           | 18.6     | 18.0       |
| 9.....   | 50.0                 | 1.4                          | -            | .2                | .2        | 1.4                       | .8       | 9.3           | 2.4                | 1.3                 | 12.7                           | 13.5     | 14.5       |
| 10 (best).....   | 120.5                | 6.2                          | 1.1          | .1                | 1.2       | 2.7                       | 1.0      | 33.2          | 7.7                | 3.0                 | 29.6                           | 38.7     | 33.9       |
| No neighborhood.....                                       | 1.4                  | -                            | -            | -                 | -         | -                         | -        | .2            | .3                 | -                   | -                              | .2       | .5         |
| Not reported.....  | 2.2                  | -                            | .2           | -                 | -         | -                         | -        | 1.3           | .2                 | .5                  | .4                             | .2       | .6         |
| <b>Neighborhood Conditions</b>                             |                      |                              |              |                   |           |                           |          |               |                    |                     |                                |          |            |
| With neighborhood.....                                     | 318.3                | 11.5                         | 1.8          | .7                | 3.4       | 16.8                      | 5.3      | 71.6          | 19.1               | 9.9                 | 112.3                          | 85.2     | 77.7       |
| No problems.....   | 200.9                | 7.7                          | 1.2          | .5                | 1.2       | 8.3                       | 2.8      | 48.0          | 13.1               | 7.1                 | 61.8                           | 57.7     | 50.9       |
| With problems <sup>2</sup> .....                           | 117.1                | 3.8                          | .6           | .2                | 2.2       | 8.6                       | 2.4      | 23.2          | 6.0                | 2.8                 | 50.1                           | 27.4     | 26.9       |
| Crime.....   | 14.7                 | -                            | -            | -                 | .6        | 3.1                       | .5       | 3.5           | .6                 | .9                  | 14.3                           | .4       | -          |
| Noise.....   | 22.5                 | .3                           | -            | -                 | 1.1       | 3.2                       | .7       | 4.5           | 1.1                | .3                  | 12.9                           | 5.8      | 2.9        |
| Traffic.....   | 26.3                 | .8                           | -            | .2                | .6        | .6                        | .4       | 4.5           | 1.7                | .7                  | 6.1                            | 8.5      | 6.8        |
| Litter or housing deterioration.....                       | 13.2                 | -                            | -            | -                 | .2        | 2.2                       | .3       | 3.8           | .5                 | .1                  | 7.6                            | 2.7      | 2.0        |
| Poor city or county services.....                          | 4.6                  | .3                           | -            | -                 | -         | .5                        | .1       | .4            | -                  | -                   | 1.2                            | 1.5      | 1.1        |
| Undesirable commercial, institutional, industrial.....     | 7.8                  | .2                           | -            | .2                | .4        | 1.1                       | .1       | 2.2           | .8                 | .2                  | 4.0                            | .9       | 2.1        |
| People.....  | 42.1                 | .8                           | .4           | -                 | 1.2       | 4.9                       | 1.0      | 8.9           | 1.8                | 1.8                 | 24.0                           | 7.7      | 6.8        |
| Other.....   | 26.1                 | 1.6                          | .2           | -                 | .2        | .6                        | .7       | 5.2           | 1.3                | .1                  | 8.2                            | 5.8      | 9.2        |
| Type of problem not reported.....                          | .5                   | -                            | -            | -                 | -         | -                         | -        | -             | -                  | -                   | .4                             | .1       | -          |
| Presence of problems not reported.....                     | .4                   | -                            | -            | -                 | -         | -                         | -        | .4            | -                  | -                   | .4                             | -        | -          |
| <b>Description of Area Within 300 Feet<sup>2</sup></b>     |                      |                              |              |                   |           |                           |          |               |                    |                     |                                |          |            |
| Single-family detached houses.....                         | 275.2                | 9.6                          | .2           | .7                | 2.9       | 15.8                      | 4.5      | 59.8          | 17.5               | 9.2                 | 92.3                           | 77.2     | 71.3       |
| Only single-family detached.....                           | 38.8                 | .9                           | -            | -                 | .9        | 2.3                       | .7       | 9.1           | 2.9                | 2.2                 | 14.7                           | 8.8      | 9.5        |
| Single-family attached or 1 to 3 story multunit.....       | 95.2                 | 2.8                          | -            | .4                | 2.4       | 11.6                      | 2.5      | 27.6          | 6.6                | 4.3                 | 64.5                           | 20.3     | 6.0        |
| 4 to 6 story multunit.....                                 | 2.5                  | -                            | -            | -                 | -         | .2                        | -        | .7            | .2                 | .2                  | 2.2                            | -        | .3         |
| 7 stories or more multunit.....                            | 1.3                  | -                            | -            | -                 | -         | -                         | -        | .5            | .4                 | -                   | 1.0                            | .3       | -          |
| Mobile homes.....  | 2.1                  | .5                           | 2.0          | -                 | .1        | -                         | -        | .7            | .1                 | -                   | .5                             | -        | .2         |
| Residential parking lots.....                              | 68.1                 | 1.4                          | .1           | .2                | 1.2       | 4.7                       | 1.3      | 17.9          | 4.8                | 2.9                 | 30.9                           | 17.7     | 13.0       |
| Commercial, institutional, or industrial.....              | 11.3                 | .2                           | -            | -                 | -         | .7                        | .3       | 3.3           | .9                 | .4                  | 6.5                            | 3.7      | 1.0        |
| Body of water.....   | 11.9                 | .5                           | -            | .2                | -         | .4                        | -        | 2.7           | 1.3                | .2                  | 2.4                            | 1.7      | 5.5        |
| Open space, park, woods, farm, or ranch.....               | 87.3                 | 4.7                          | .4           | .3                | .2        | 2.3                       | .9       | 16.2          | 6.5                | 2.9                 | 16.8                           | 15.0     | 31.8       |
| 4+ lane highway, railroad, or airport.....                 | 20.3                 | 1.1                          | .3           | .2                | .1        | 1.3                       | .3       | 4.9           | 1.4                | .8                  | 12.1                           | 5.2      | 2.2        |
| Other.....   | 11.1                 | .1                           | -            | .2                | .2        | .7                        | .2       | 2.6           | .9                 | .2                  | 4.3                            | 1.6      | 4.9        |
| Not observed or not reported.....                          | 30.5                 | .3                           | -            | .2                | .4        | 1.4                       | .6       | 7.8           | .9                 | 1.2                 | 12.8                           | 6.5      | 9.0        |
| <b>Age of Other Residential Buildings Within 300 Feet</b>  |                      |                              |              |                   |           |                           |          |               |                    |                     |                                |          |            |
| Older.....   | 6.9                  | 1.8                          | .1           | -                 | .1        | .1                        | -        | 1.2           | 1.8                | .1                  | 1.5                            | 2.8      | 2.0        |
| About the same.....  | 258.1                | 6.2                          | 1.5          | .6                | 2.9       | 15.6                      | 4.5      | 57.2          | 16.5               | 7.3                 | 95.4                           | 67.3     | 64.7       |
| Newer.....   | 8.3                  | .2                           | -            | -                 | -         | .2                        | .2       | 3.1           | .2                 | 1.0                 | 2.2                            | 2.9      | 1.8        |
| Very mixed.....  | 20.8                 | 1.2                          | .4           | .1                | .2        | .2                        | .2       | 4.6           | .9                 | .9                  | 4.5                            | 7.3      | 5.3        |
| No other residential buildings.....                        | 7.3                  | -                            | -            | -                 | -         | -                         | -        | 1.3           | .2                 | -                   | .3                             | -        | .7         |
| Not reported.....  | 20.5                 | .2                           | -            | -                 | .2        | .6                        | .4       | 5.6           | -                  | 1.1                 | 8.9                            | 5.3      | 4.4        |
| <b>Mobile Homes in Group</b>                               |                      |                              |              |                   |           |                           |          |               |                    |                     |                                |          |            |
| Mobile homes.....  | 2.0                  | .5                           | 2.0          | -                 | .1        | -                         | -        | .7            | .1                 | -                   | .4                             | -        | .2         |
| 1 to 6.....  | -                    | -                            | -            | -                 | -         | -                         | -        | -             | -                  | -                   | -                              | -        | -          |
| 7 to 20.....   | -                    | -                            | -            | -                 | -         | -                         | -        | -             | -                  | -                   | -                              | -        | -          |
| 21 or more.....  | 2.0                  | .5                           | 2.0          | -                 | .1        | -                         | -        | .7            | .1                 | -                   | .4                             | -        | .2         |
| <b>Other Buildings Vandalized or With Interior Exposed</b> |                      |                              |              |                   |           |                           |          |               |                    |                     |                                |          |            |
| None.....  | 292.7                | 11.4                         | 2.0          | .7                | 3.2       | 14.8                      | 4.9      | 65.4          | 19.4               | 9.1                 | 102.1                          | 80.1     | 73.9       |
| 1 building.....  | .8                   | -                            | -            | -                 | -         | .4                        | -        | .5            | -                  | -                   | .8                             | -        | -          |
| More than 1 building.....                                  | 1.1                  | -                            | -            | -                 | -         | .7                        | -        | .3            | -                  | .3                  | 1.1                            | -        | -          |
| No buildings within 300 feet.....                          | 6.9                  | -                            | -            | -                 | -         | -                         | -        | .3            | -                  | -                   | -                              | -        | .7         |
| Not reported.....  | 20.8                 | .2                           | -            | -                 | .2        | .8                        | .4       | 5.5           | .2                 | 1.0                 | 8.8                            | 5.5      | 4.2        |
| <b>Bars on Windows of Buildings</b>                        |                      |                              |              |                   |           |                           |          |               |                    |                     |                                |          |            |
| With other buildings within 300 feet.....                  | 294.5                | 11.4                         | 2.0          | .7                | 3.2       | 16.0                      | 4.9      | 66.3          | 19.4               | 9.4                 | 103.9                          | 80.1     | 73.9       |
| No bars on windows.....                                    | 281.5                | 11.4                         | 2.0          | .7                | 3.2       | 14.4                      | 4.9      | 65.7          | 19.4               | 8.9                 | 101.5                          | 79.9     | 73.9       |
| 1 building with bars.....                                  | .9                   | -                            | -            | -                 | -         | .4                        | -        | .2            | -                  | -                   | .9                             | -        | -          |
| 2 or more buildings with bars.....                         | 1.5                  | -                            | -            | -                 | -         | 1.2                       | -        | .1            | -                  | .5                  | 1.5                            | -        | -          |
| Not reported.....  | .6                   | -                            | -            | -                 | -         | -                         | -        | .2            | -                  | -                   | -                              | .2       | -          |
| <b>Condition of Streets</b>                                |                      |                              |              |                   |           |                           |          |               |                    |                     |                                |          |            |
| No repairs needed.....                                     | 266.3                | 10.2                         | 1.5          | .6                | 3.1       | 15.0                      | 4.2      | 60.1          | 17.7               | 8.5                 | 99.0                           | 67.4     | 65.9       |
| Minor repairs needed.....                                  | 27.8                 | .6                           | .5           | .1                | .2        | 1.0                       | .5       | 6.6           | 1.0                | .6                  | 4.8                            | 9.2      | 7.3        |
| Major repairs needed.....                                  | 3.7                  | .3                           | -            | -                 | -         | -                         | .2       | .8            | .5                 | .4                  | .1                             | 2.3      | 1.1        |
| No streets within 300 feet.....                            | 4.0                  | .3                           | -            | -                 | -         | -                         | -        | .2            | .2                 | -                   | .2                             | 1.3      | .2         |
| Not reported.....  | 20.2                 | .2                           | -            | -                 | .2        | .8                        | .4       | 5.5           | .2                 | 1.0                 | 6.6                            | 5.3      | 4.4        |
| <b>Trash, Litter, or Junk on Streets or any Properties</b> |                      |                              |              |                   |           |                           |          |               |                    |                     |                                |          |            |
| None.....  | 278.8                | 10.9                         | 1.6          | .7                | 2.5       | 10.8                      | 3.7      | 63.8          | 17.3               | 7.9                 | 91.3                           | 78.4     | 69.0       |
| Minor accumulation.....                                    | 21.6                 | .5                           | .4           | -                 | .8        | 5.2                       | 1.2      | 3.8           | 1.6                | 1.6                 | 12.4                           | 3.5      | 4.8        |
| Major accumulation.....                                    | 1.2                  | -                            | -            | -                 | -         | -                         | -        | .2            | .3                 | -                   | .1                             | .7       | .4         |
| Not reported.....  | 20.3                 | .2                           | -            | -                 | .2        | .8                        | .4       | 5.4           | .4                 | 1.0                 | 8.8                            | 4.9      | 4.6        |

<sup>1</sup>See back cover for details.

<sup>2</sup>Figures may not add to total because more than one category may apply to a unit.

**Table 3-9. Household Composition - Owner Occupied Units**

[Numbers in thousands. For meaning of symbols, see text.]

| Characteristics                                      | Total occupied units | Housing unit characteristics |              |                   |            | Household characteristics |             |               |                    |                     | Selected subareas <sup>1</sup> |              |              |
|--|----------------------|------------------------------|--------------|-------------------|------------|---------------------------|-------------|---------------|--------------------|---------------------|--------------------------------|--------------|--------------|
|  |                      | New construction 4 yrs       | Mobile homes | Physical problems |            | Black                     | Hispanic    | Elderly (65+) | Moved in past year | Below poverty level | Area one                       | Area two     | Area three   |
|  |                      |                              |              | Severe            | Moderate   |                           |             |               |                    |                     |                                |              |              |
| <b>Population in housing units</b> -----             | <b>929.1</b>         | <b>35.7</b>                  | <b>4.0</b>   | <b>2.5</b>        | <b>9.6</b> | <b>53.6</b>               | <b>20.8</b> | <b>142.8</b>  | <b>56.2</b>        | <b>27.8</b>         | <b>303.4</b>                   | <b>240.7</b> | <b>247.0</b> |
| <b>Total</b> -----                                   | <b>321.9</b>         | <b>11.5</b>                  | <b>2.0</b>   | <b>.7</b>         | <b>3.4</b> | <b>16.8</b>               | <b>5.3</b>  | <b>73.0</b>   | <b>19.6</b>        | <b>10.4</b>         | <b>112.7</b>                   | <b>85.6</b>  | <b>78.6</b>  |
| <b>Persons</b>                                       |                      |                              |              |                   |            |                           |             |               |                    |                     |                                |              |              |
| 1 person -----                                       | 46.2                 | .9                           | 1.1          | -                 | 1.0        | 3.0                       | .1          | 22.6          | 3.4                | 2.3                 | 22.7                           | 11.9         | 6.8          |
| 2 persons -----                                      | 108.8                | 3.2                          | .3           | .1                | 1.3        | 4.0                       | 1.1         | 38.5          | 5.9                | 4.1                 | 39.9                           | 32.5         | 24.0         |
| 3 persons -----                                      | 64.4                 | 2.7                          | .1           | .4                | .2         | 3.6                       | 1.1         | 8.8           | 4.1                | 1.8                 | 19.6                           | 16.7         | 17.1         |
| 4 persons -----                                      | 62.3                 | 3.4                          | .5           | -                 | .5         | 3.0                       | 1.4         | 1.5           | 3.1                | .7                  | 19.1                           | 14.3         | 19.6         |
| 5 persons -----                                      | 26.5                 | .9                           | -            | .2                | .2         | 1.6                       | .6          | .6            | 2.3                | .8                  | 6.6                            | 6.5          | 7.7          |
| 6 persons -----                                      | 8.3                  | .3                           | -            | -                 | -          | .7                        | .5          | .1            | .9                 | -                   | 2.8                            | 2.2          | 2.2          |
| 7 persons or more -----                              | 5.4                  | -                            | -            | -                 | .2         | 1.0                       | .4          | .9            | .4                 | .4                  | 2.0                            | 1.5          | 1.5          |
| Median -----   | 2.6                  | 3.1                          | -            | -                 | -          | 2.9                       | 3.7         | 1.9           | 2.6                | 2.2                 | 2.3                            | 2.5          | 3.0          |
| <b>Number of Single Children Under 18 Years Old</b>  |                      |                              |              |                   |            |                           |             |               |                    |                     |                                |              |              |
| None -----   | 196.6                | 4.9                          | 1.4          | .1                | 2.1        | 8.1                       | 1.8         | 69.1          | 10.0               | 6.5                 | 76.2                           | 54.2         | 41.7         |
| 1 -----  | 52.5                 | 2.6                          | .4           | .2                | .5         | 4.3                       | .9          | 2.3           | 3.6                | 1.7                 | 15.2                           | 14.3         | 14.1         |
| 2 -----  | 45.4                 | 3.1                          | .2           | .2                | .3         | 2.4                       | 1.1         | .9            | 3.0                | .9                  | 12.9                           | 10.4         | 15.0         |
| 3 -----  | 20.5                 | .6                           | -            | .2                | .2         | 1.1                       | .9          | .1            | 2.3                | .8                  | 5.4                            | 5.3          | 6.0          |
| 4 -----  | 5.3                  | .3                           | -            | -                 | .2         | .9                        | .3          | .2            | .6                 | .6                  | 2.6                            | .8           | 1.6          |
| 5 -----  | .7                   | -                            | -            | -                 | -          | .1                        | -           | -             | -                  | -                   | .1                             | .2           | .2           |
| 6 or more -----                                      | .9                   | -                            | -            | -                 | -          | -                         | .3          | .2            | -                  | -                   | .3                             | .4           | .2           |
| Median -----   | .5                   | .8                           | -            | -                 | -          | .6                        | 1.5         | .5            | .5                 | .5                  | .5                             | .6           | .5           |
| <b>Persons 65 Years Old and Over</b>                 |                      |                              |              |                   |            |                           |             |               |                    |                     |                                |              |              |
| None -----   | 241.0                | 10.8                         | 1.3          | .7                | 2.3        | 14.0                      | 4.7         | -             | 18.9               | 5.8                 | 75.9                           | 63.8         | 65.9         |
| 1 person -----                                       | 48.3                 | .3                           | .5           | -                 | .9         | 2.5                       | .5          | 41.2          | .5                 | 3.0                 | 23.8                           | 12.4         | 7.6          |
| 2 persons or more -----                              | 32.7                 | .4                           | .2           | -                 | .3         | .4                        | -           | 31.9          | .2                 | 1.7                 | 13.0                           | 9.4          | 5.3          |
| <b>Age of Householder</b>                            |                      |                              |              |                   |            |                           |             |               |                    |                     |                                |              |              |
| Under 25 years -----                                 | 2.7                  | .3                           | .1           | -                 | -          | -                         | .1          | -             | 1.2                | .2                  | 1.1                            | .6           | .3           |
| 25 to 29 -----                                       | 14.0                 | 1.6                          | .1           | -                 | -          | .4                        | .3          | -             | 4.4                | -                   | 4.8                            | 3.1          | 5.2          |
| 30 to 34 -----                                       | 32.0                 | 2.5                          | -            | .2                | .2         | 1.4                       | .5          | -             | 3.5                | .6                  | 12.1                           | 8.4          | 6.5          |
| 35 to 44 -----                                       | 72.2                 | 3.3                          | .4           | .2                | 1.2        | 3.1                       | 2.6         | -             | 6.5                | .7                  | 18.5                           | 18.6         | 20.7         |
| 45 to 54 -----                                       | 64.6                 | 1.9                          | .4           | .2                | .6         | 6.2                       | .7          | -             | 2.1                | 1.6                 | 20.4                           | 16.1         | 19.2         |
| 55 to 64 -----                                       | 63.5                 | 1.6                          | .3           | .1                | .5         | 3.7                       | .7          | -             | 1.4                | 3.0                 | 21.5                           | 17.0         | 16.1         |
| 65 to 74 -----                                       | 45.5                 | .6                           | .4           | -                 | .7         | 1.4                       | .3          | 45.5          | .5                 | 1.7                 | 18.3                           | 13.9         | 7.8          |
| 75 years and over -----                              | 27.5                 | -                            | .3           | -                 | .2         | .6                        | -           | 27.5          | -                  | 2.6                 | 14.9                           | 6.9          | 3.0          |
| Median -----   | 51                   | 40                           | -            | -                 | -          | 51                        | 42          | 73            | 36                 | 62                  | 54                             | 52           | 48           |
| <b>Household Composition by Age of Householder</b>   |                      |                              |              |                   |            |                           |             |               |                    |                     |                                |              |              |
| 2-or-more person households -----                    | 275.7                | 10.6                         | .9           | .7                | 2.4        | 13.8                      | 5.1         | 50.4          | 16.2               | 8.1                 | 90.0                           | 73.7         | 72.0         |
| Married-couple families, no nonrelatives -----       | 227.4                | 9.8                          | .9           | .5                | .8         | 8.4                       | 4.4         | 39.9          | 12.7               | 4.3                 | 66.7                           | 60.4         | 64.6         |
| Under 25 years -----                                 | .8                   | .3                           | .1           | -                 | -          | -                         | -           | -             | .4                 | -                   | .3                             | -            | .2           |
| 25 to 29 years -----                                 | 10.5                 | 1.4                          | .1           | -                 | -          | .3                        | .3          | -             | 2.9                | -                   | 3.5                            | 1.9          | 4.3          |
| 30 to 34 years -----                                 | 24.2                 | 2.3                          | .1           | -                 | .2         | .6                        | .5          | -             | 2.3                | .2                  | 7.8                            | 7.4          | 5.8          |
| 35 to 44 years -----                                 | 56.8                 | 3.1                          | .4           | .2                | .2         | 1.7                       | 2.3         | -             | 4.9                | .2                  | 12.7                           | 14.1         | 18.6         |
| 45 to 64 years -----                                 | 95.3                 | 2.5                          | .1           | .3                | .3         | 4.8                       | 1.1         | -             | 1.7                | 1.7                 | 28.9                           | 24.8         | 26.7         |
| 65 years and over -----                              | 39.9                 | .3                           | .2           | -                 | .3         | 1.1                       | .2          | 39.9          | .5                 | 2.2                 | 15.6                           | 12.1         | 6.9          |
| Other male householder -----                         | 17.2                 | .8                           | -            | .7                | .7         | 1.3                       | .1          | 2.8           | 2.6                | .6                  | 7.2                            | 4.7          | 3.3          |
| Under 45 years -----                                 | 7.4                  | .2                           | -            | .3                | .3         | .6                        | .1          | -             | 2.1                | -                   | 3.5                            | 1.6          | 1.1          |
| 45 to 64 years -----                                 | 7.0                  | .5                           | -            | .4                | .5         | .5                        | -           | .7            | .4                 | .4                  | 2.3                            | 2.1          | 2.2          |
| 65 years and over -----                              | 2.8                  | -                            | -            | -                 | .1         | .1                        | -           | 2.8           | -                  | .1                  | 1.4                            | .8           | -            |
| Other female householder -----                       | 31.1                 | .2                           | -            | .2                | .9         | 4.1                       | .6          | 7.7           | .7                 | 3.2                 | 16.0                           | 8.6          | 4.1          |
| Under 45 years -----                                 | 10.3                 | .2                           | -            | .2                | .2         | 1.0                       | .3          | -             | .7                 | .5                  | 4.9                            | 3.2          | 1.0          |
| 45 to 64 years -----                                 | 13.1                 | .2                           | -            | .2                | .2         | 2.6                       | .2          | -             | -                  | 1.8                 | 6.9                            | 3.1          | 2.5          |
| 65 years and over -----                              | 7.7                  | .2                           | -            | .4                | .5         | .5                        | .1          | 7.7           | .9                 | .9                  | 4.2                            | 2.2          | .6           |
| 1-person households -----                            | 46.2                 | .9                           | 1.1          | -                 | 1.0        | 3.0                       | .1          | 22.6          | 3.4                | 2.3                 | 22.7                           | 11.9         | 6.8          |
| Male householder -----                               | 16.3                 | .6                           | .2           | -                 | .4         | 1.5                       | -           | 6.4           | 1.7                | 1.3                 | 7.7                            | 3.3          | 2.5          |
| Under 45 years -----                                 | 5.3                  | .3                           | .2           | -                 | .2         | .2                        | -           | -             | 1.1                | .4                  | 2.4                            | 1.2          | .9           |
| 45 to 64 years -----                                 | 4.6                  | .3                           | .2           | -                 | .2         | 1.2                       | -           | -             | .6                 | .1                  | 2.5                            | .3           | .7           |
| 65 years and over -----                              | 6.4                  | .3                           | -            | -                 | -          | .1                        | -           | 6.4           | -                  | .8                  | 2.8                            | 1.8          | .9           |
| Female householder -----                             | 29.9                 | .3                           | .9           | -                 | .6         | 1.5                       | .1          | 16.2          | 1.7                | 1.0                 | 15.0                           | 8.5          | 4.3          |
| Under 45 years -----                                 | 5.6                  | .2                           | .4           | -                 | .4         | .5                        | -           | -             | 1.2                | .2                  | 2.5                            | 1.9          | .8           |
| 45 to 64 years -----                                 | 8.1                  | .2                           | .4           | -                 | .4         | .8                        | .1          | -             | .5                 | .6                  | 3.2                            | 2.6          | 1.1          |
| 65 years and over -----                              | 16.2                 | .2                           | .5           | -                 | .2         | .2                        | -           | 16.2          | -                  | .2                  | 9.2                            | 3.8          | 2.4          |
| <b>Adults and Single Children Under 18 Years Old</b> |                      |                              |              |                   |            |                           |             |               |                    |                     |                                |              |              |
| Total households with children -----                 | 125.3                | 6.6                          | .6           | .6                | 1.3        | 8.8                       | 3.5         | 3.9           | 9.6                | 3.9                 | 36.5                           | 31.4         | 37.2         |
| Married couples -----                                | 105.2                | 6.3                          | .6           | .4                | .3         | 5.3                       | 3.2         | 1.0           | 8.3                | .9                  | 27.2                           | 25.8         | 33.7         |
| One child under 6 only -----                         | 16.0                 | 1.2                          | .1           | -                 | -          | .6                        | .2          | -             | 1.9                | -                   | 3.6                            | 3.8          | 6.1          |
| One under 6, one or more 6 to 17 -----               | 15.5                 | .8                           | -            | -                 | -          | 1.6                       | .5          | -             | 2.5                | .2                  | 5.9                            | 3.8          | 4.3          |
| Two or more under 6 only -----                       | 8.5                  | .8                           | .1           | .2                | .1         | .1                        | .1          | -             | .9                 | -                   | 2.2                            | 2.0          | 3.0          |
| Two or more under 6, one or more 6 to 17 -----       | 3.5                  | .6                           | -            | .2                | .2         | .2                        | .5          | -             | .9                 | .2                  | 1.1                            | .9           | .9           |
| One or more 6 to 17 only -----                       | 61.7                 | 2.9                          | .4           | .2                | .2         | 2.7                       | 1.9         | 1.0           | 2.1                | .8                  | 14.6                           | 15.4         | 19.5         |
| Other households with two or more adults -----       | 9.7                  | .3                           | -            | .6                | .2         | 2.3                       | -           | 1.4           | .5                 | 1.4                 | 4.8                            | 2.8          | 1.4          |
| One child under 6 only -----                         | 1.4                  | -                            | -            | -                 | -          | .4                        | -           | -             | -                  | .4                  | 1.1                            | -            | .2           |
| One under 6, one or more 6 to 17 -----               | 1.4                  | -                            | -            | -                 | -          | .1                        | -           | .4            | -                  | .1                  | .6                             | .2           | .6           |
| Two or more under 6 only -----                       | .5                   | -                            | -            | -                 | -          | .3                        | -           | .1            | -                  | .2                  | .3                             | .2           | -            |
| Two or more under 6, one or more 6 to 17 -----       | 1.0                  | -                            | -            | .2                | .3         | .6                        | -           | .4            | -                  | .4                  | .6                             | .4           | -            |
| One or more 6 to 17 only -----                       | 5.5                  | .3                           | -            | .3                | .8         | .8                        | .5          | .6            | .5                 | .2                  | 2.1                            | 2.0          | .7           |
| Households with one adult or none -----              | 10.3                 | -                            | -            | .2                | .4         | 1.2                       | .3          | 1.5           | .8                 | 1.6                 | 4.5                            | 2.8          | 2.0          |
| One child under 6 only -----                         | 1.3                  | -                            | -            | .4                | -          | .1                        | -           | .6            | .1                 | .2                  | .9                             | .2           | .2           |
| One under 6, one or more 6 to 17 -----               | 1.4                  | -                            | -            | -                 | -          | .3                        | -           | .2            | .1                 | .5                  | .5                             | .6           | .4           |
| Two or more under 6 only -----                       | .4                   | -                            | -            | -                 | -          | -                         | -           | -             | .2                 | -                   | .2                             | .2           | .2           |
| Two or more under 6, one or more 6 to 17 -----       | .4                   | -                            | -            | -                 | -          | -                         | -           | -             | .2                 | -                   | -                              | -            | .2           |
| One or more 6 to 17 only -----                       | 6.8                  | -                            | -            | .2                | .9         | .9                        | .2          | .7            | .3                 | .7                  | 3.1                            | 1.8          | 1.0          |
| Total households with no children -----              | 196.6                | 4.9                          | 1.4          | .1                | 2.1        | 8.1                       | 1.8         | 69.1          | 10.0               | 6.5                 | 76.2                           | 54.2         | 41.7         |
| Married couples -----                                | 123.9                | 3.5                          | .3           | .1                | .5         | 3.2                       | 1.2         | 39.2          | 4.4                | 3.4                 | 39.9                           | 35.6         | 31.2         |
| Other households with two or more adults -----       | 26.5                 | .5                           | -            | .6                | .6         | 1.9                       | .4          | 7.3           | 2.2                | .8                  | 13.6                           | 6.8          | 3.6          |
| Households with one adult -----                      | 46.2                 | .9                           | 1.1          | -                 | 1.0        | 3.0                       | .1          | 22.6          | 3.4                | 2.3                 | 22.7                           | 11.9         | 6.8          |

**Table 3-9. Household Composition - Owner Occupied Units—Con.**

[Numbers in thousands. For meaning of symbols, see text.]

| Characteristics  | Total occupied units | Housing unit characteristics |              |                   |          | Household characteristics |          |               |                    |                     | Selected subareas <sup>1</sup> |          |            |
|--|----------------------|------------------------------|--------------|-------------------|----------|---------------------------|----------|---------------|--------------------|---------------------|--------------------------------|----------|------------|
|  |                      | New construction 4 yrs       | Mobile homes | Physical problems |          | Black                     | Hispanic | Elderly (65+) | Moved in past year | Below poverty level | Area one                       | Area two | Area three |
|  |                      |                              |              | Severe            | Moderate |                           |          |               |                    |                     |                                |          |            |
| <b>Own Never Married Children Under 18 Years Old</b>     |                      |                              |              |                   |          |                           |          |               |                    |                     |                                |          |            |
| No own children under 18 years .....                     | 206.5                | 5.1                          | 1.4          | .1                | 2.7      | 11.3                      | 1.8      | 72.4          | 10.5               | 8.5                 | 81.8                           | 56.1     | 43.0       |
| With own children under 18 years .....                   | 115.4                | 6.5                          | .6           | .6                | .7       | 5.6                       | 3.5      | .8            | 9.1                | 1.9                 | 30.9                           | 29.5     | 35.8       |
| Under 6 years only .....                                 | 25.1                 | 2.0                          | .2           | .2                | .2       | .3                        | .4       | —             | 2.9                | .4                  | 5.9                            | 6.2      | 9.5        |
| 1 .....  | 16.6                 | 1.2                          | .1           | —                 | —        | .2                        | .3       | —             | 2.0                | .2                  | 3.7                            | 4.0      | 6.5        |
| 2 .....  | 6.9                  | .8                           | .1           | —                 | —        | —                         | .1       | —             | .8                 | —                   | 1.5                            | 1.6      | 2.6        |
| 3 or more .....  | 1.7                  | .2                           | —            | .2                | —        | .1                        | —        | —             | .2                 | —                   | .7                             | .6       | .4         |
| 6 to 17 years only .....                                 | 70.7                 | 3.1                          | .4           | .4                | .5       | 3.8                       | 2.1      | .6            | 2.5                | 1.0                 | 18.4                           | 18.1     | 21.0       |
| 1 .....  | 31.8                 | 1.3                          | .3           | .2                | .3       | 3.1                       | .8       | .4            | 1.3                | .8                  | 9.0                            | 9.4      | 7.6        |
| 2 .....  | 27.2                 | 1.8                          | .1           | .2                | .2       | 2.5                       | .8       | .2            | .9                 | —                   | 6.4                            | 5.8      | 9.6        |
| 3 or more .....  | 11.7                 | —                            | —            | —                 | —        | .7                        | —        | —             | .3                 | —                   | 3.0                            | 2.9      | 3.8        |
| Both age groups .....                                    | 19.6                 | 1.4                          | —            | —                 | .2       | 1.5                       | 1.0      | —             | 3.7                | .5                  | 6.6                            | 5.2      | 5.3        |
| 2 .....  | 8.2                  | .6                           | —            | —                 | —        | 1.1                       | .3       | —             | 1.4                | .3                  | 3.7                            | 2.5      | 1.9        |
| 3 or more .....  | 11.4                 | .8                           | —            | —                 | .2       | .3                        | .7       | —             | 2.3                | .2                  | 2.9                            | 2.8      | 3.4        |
| <b>Persons Other Than Spouse or Children<sup>2</sup></b> |                      |                              |              |                   |          |                           |          |               |                    |                     |                                |          |            |
| With other relatives .....                               | 94.0                 | 2.1                          | .3           | —                 | 1.0      | 7.4                       | 1.3      | 17.0          | 2.0                | 3.9                 | 34.6                           | 23.8     | 22.7       |
| Single adult offspring 18 to 29 .....                    | 63.5                 | 1.4                          | .3           | —                 | .8       | 5.3                       | .9       | 4.1           | .8                 | 1.6                 | 20.5                           | 18.9     | 16.8       |
| Single adult offspring 30 years of age or over .....     | 16.9                 | .2                           | —            | —                 | .2       | 1.6                       | —        | 9.3           | .3                 | 1.1                 | 8.5                            | 3.7      | 2.8        |
| Households with three generations .....                  | 8.6                  | .2                           | —            | —                 | .2       | 2.3                       | —        | 1.3           | .2                 | 1.1                 | 4.3                            | 1.7      | 1.4        |
| Households with 1 subfamily .....                        | 7.3                  | —                            | —            | —                 | .2       | 2.3                       | .3       | 1.6           | .2                 | 1.1                 | 4.8                            | 1.4      | .5         |
| Subfamily householder age under 30 .....                 | 3.9                  | —                            | —            | —                 | .2       | 2.3                       | .1       | .5            | —                  | 1.1                 | 3.0                            | .2       | .5         |
| 30 to 64 .....   | 2.5                  | —                            | —            | —                 | —        | —                         | .2       | 1.0           | .2                 | —                   | 1.0                            | 1.2      | —          |
| 65 and over .....  | .8                   | —                            | —            | —                 | —        | —                         | —        | .2            | —                  | —                   | .8                             | —        | —          |
| Households with 2 or more subfamilies .....              | .2                   | —                            | —            | —                 | —        | .2                        | —        | .2            | —                  | —                   | .2                             | —        | —          |
| Households with other types of relatives .....           | 20.3                 | .5                           | —            | —                 | .2       | 2.5                       | .2       | 4.3           | .7                 | 1.5                 | 8.6                            | 4.4      | 4.6        |
| With non-relatives .....                                 | 12.0                 | .3                           | —            | —                 | 1.0      | 1.1                       | —        | 1.8           | 2.3                | .3                  | 5.6                            | 3.6      | 1.8        |
| Co-owners or co-renters .....                            | 3.8                  | —                            | —            | —                 | .5       | .1                        | —        | 1.1           | .9                 | .1                  | 2.0                            | .8       | .7         |
| Lodgers .....  | 3.0                  | —                            | —            | —                 | .2       | .2                        | —        | —             | .4                 | —                   | 1.4                            | 1.1      | .5         |
| Unrelated children, under 18 years old .....             | 2.5                  | .2                           | —            | —                 | .6       | .7                        | —        | .1            | .3                 | .1                  | 1.3                            | .3       | .8         |
| Other non-relatives .....                                | 5.2                  | .3                           | —            | —                 | .2       | .7                        | —        | .5            | 1.2                | —                   | 2.2                            | 1.5      | .5         |
| One or more secondary families .....                     | 1.2                  | .2                           | —            | —                 | .4       | .4                        | —        | —             | .2                 | —                   | .5                             | .2       | .4         |
| 2-person households, none related to each other .....    | 6.7                  | —                            | —            | —                 | .4       | .2                        | —        | 1.3           | 1.6                | .1                  | 3.2                            | 2.2      | .6         |
| 3-8 person households, none related to each other .....  | 1.0                  | —                            | —            | —                 | .2       | —                         | —        | —             | .2                 | —                   | .5                             | —        | .3         |
| <b>Years of School Completed by Householder</b>          |                      |                              |              |                   |          |                           |          |               |                    |                     |                                |          |            |
| No school years completed .....                          | .2                   | —                            | —            | —                 | —        | —                         | —        | —             | —                  | —                   | .2                             | —        | —          |
| Elementary:  |                      |                              |              |                   |          |                           |          |               |                    |                     |                                |          |            |
| less than 8 years .....                                  | 6.5                  | —                            | —            | —                 | —        | .8                        | 1.0      | 3.4           | —                  | .5                  | 3.8                            | 1.7      | .6         |
| 8 years .....  | 20.6                 | .3                           | .4           | .1                | .3       | 2.3                       | .3       | 14.1          | .2                 | 2.2                 | 9.5                            | 4.7      | 2.7        |
| High School:   |                      |                              |              |                   |          |                           |          |               |                    |                     |                                |          |            |
| 4 to 3 years .....                                       | 26.1                 | .6                           | .4           | .2                | —        | 2.8                       | .5       | 9.8           | 1.5                | 1.6                 | 13.7                           | 5.5      | 4.9        |
| 4 years .....  | 123.1                | 3.2                          | .9           | .2                | 1.0      | 6.1                       | 2.2      | 26.5          | 6.5                | 2.8                 | 50.5                           | 29.2     | 24.4       |
| College:   |                      |                              |              |                   |          |                           |          |               |                    |                     |                                |          |            |
| 1 to 3 years .....                                       | 59.1                 | 2.6                          | .3           | .2                | .6       | 2.9                       | .5       | 8.7           | 4.2                | 1.5                 | 15.3                           | 20.0     | 16.8       |
| 4 years or more .....                                    | 86.3                 | 5.0                          | —            | —                 | 1.5      | 2.0                       | .7       | 10.7          | 7.3                | 1.8                 | 19.8                           | 24.4     | 29.5       |
| Median .....   | 12.9                 | 14.6                         | —            | —                 | —        | 12.4                      | 12.4     | 12.4          | 14.0               | 12.3                | 12.6                           | 13.3     | 14.1       |
| <b>Year Householder Moved Into Unit</b>                  |                      |                              |              |                   |          |                           |          |               |                    |                     |                                |          |            |
| 1990 to 1994 .....                                       | —                    | —                            | —            | —                 | —        | —                         | —        | —             | —                  | —                   | —                              | —        | —          |
| 1985 to 1989 .....                                       | 69.6                 | 10.5                         | .4           | .2                | 1.1      | 2.8                       | 1.2      | 3.8           | 19.6               | .5                  | 20.0                           | 16.6     | 23.6       |
| 1980 to 1984 .....                                       | 46.0                 | .8                           | .2           | —                 | .2       | 3.3                       | 1.0      | 1.7           | —                  | 1.8                 | 15.4                           | 11.2     | 12.8       |
| 1975 to 1979 .....                                       | 57.0                 | —                            | .7           | —                 | .3       | 3.1                       | 1.9      | 5.0           | —                  | .8                  | 20.1                           | 14.9     | 13.0       |
| 1970 to 1974 .....                                       | 39.9                 | —                            | .4           | .2                | .9       | 4.3                       | .5       | 7.2           | —                  | 2.1                 | 14.1                           | 8.7      | 9.4        |
| 1960 to 1969 .....                                       | 54.0                 | —                            | .3           | .2                | .4       | 2.8                       | .4       | 15.5          | —                  | 2.2                 | 19.1                           | 16.4     | 11.4       |
| 1950 to 1959 .....                                       | 41.4                 | —                            | —            | .1                | —        | .3                        | .2       | 26.8          | —                  | 2.7                 | 16.7                           | 13.7     | 7.7        |
| 1940 to 1949 .....                                       | 9.1                  | —                            | —            | —                 | .4       | .2                        | —        | 8.1           | —                  | .2                  | 5.0                            | 3.3      | .5         |
| 1939 or earlier .....                                    | 5.0                  | —                            | —            | —                 | .2       | —                         | —        | 4.8           | —                  | .2                  | 2.3                            | .8       | .4         |
| Median .....   | 1976                 | —                            | —            | —                 | —        | 1976                      | 1979     | 1959          | —                  | 1970                | 1975                           | 1975     | 1979       |
| <b>Household Moves and Formation in Last Year</b>        |                      |                              |              |                   |          |                           |          |               |                    |                     |                                |          |            |
| Total with a move in last year .....                     | 28.3                 | 3.7                          | .1           | —                 | 1.0      | 2.5                       | .1       | 1.8           | 19.8               | .7                  | 10.2                           | 6.4      | 9.7        |
| Household all moved here from one unit .....             | 17.5                 | 3.6                          | .1           | —                 | .6       | .5                        | .1       | .4            | 17.5               | .3                  | 4.8                            | 3.8      | 7.5        |
| Householder of previous unit did not move here .....     | .8                   | —                            | —            | —                 | —        | —                         | —        | —             | .8                 | .2                  | .5                             | .1       | —          |
| Householder of previous unit moved here .....            | 16.3                 | 3.6                          | .1           | —                 | .6       | .5                        | —        | .4            | 16.3               | .1                  | 4.1                            | 3.7      | 7.5        |
| Householder of previous unit not reported .....          | .4                   | —                            | —            | —                 | —        | —                         | —        | —             | .4                 | —                   | —                              | —        | —          |
| Household moved here from two or more units .....        | 1.2                  | .2                           | —            | —                 | —        | —                         | —        | —             | 1.2                | —                   | .5                             | .6       | —          |
| No previous householder moved here .....                 | .2                   | .2                           | —            | —                 | —        | —                         | —        | —             | .2                 | —                   | .2                             | —        | —          |
| 1 previous householder moved here .....                  | .3                   | —                            | —            | —                 | —        | —                         | —        | —             | .3                 | —                   | .1                             | .2       | —          |
| 2 or more previous householders moved here .....         | .6                   | —                            | —            | —                 | —        | —                         | —        | —             | .6                 | —                   | .2                             | .2       | —          |
| Previous householder(s) not reported .....               | .2                   | —                            | —            | —                 | —        | —                         | —        | —             | .2                 | —                   | —                              | .2       | —          |
| Some already here, rest moved in .....                   | 9.6                  | —                            | —            | —                 | .4       | 2.0                       | —        | 1.3           | .9                 | .4                  | 5.1                            | 2.1      | 2.1        |
| No previous householder moved here .....                 | 2.5                  | —                            | —            | —                 | .2       | .7                        | —        | .5            | —                  | .2                  | 1.5                            | .2       | .8         |
| 1 or more previous householders moved here .....         | 5.3                  | —                            | —            | —                 | —        | .7                        | —        | .7            | .7                 | .2                  | 2.6                            | 1.5      | 1.0        |
| Previous householder(s) not reported .....               | 1.8                  | —                            | —            | —                 | .2       | .6                        | —        | .1            | .2                 | —                   | 1.0                            | .4       | .4         |
| Number of previous units not reported .....              | —                    | —                            | —            | —                 | —        | —                         | —        | —             | —                  | —                   | —                              | —        | —          |

<sup>1</sup>See back cover for details.

<sup>2</sup>Figures may not add to total because more than one category may apply.

**Table 3-10. Previous Unit of Recent Movers - Owner Occupied Units**

[Numbers in thousands. For meaning of symbols, see text.]

| Characteristics  | Total occupied units | Housing unit characteristics |              |                   |          | Household characteristics |          |               |                    |                     | Selected subareas <sup>1</sup> |          |            |  |
|--|----------------------|------------------------------|--------------|-------------------|----------|---------------------------|----------|---------------|--------------------|---------------------|--------------------------------|----------|------------|--|
|  |                      | New construction 4 yrs       | Mobile homes | Physical problems |          | Black                     | Hispanic | Elderly (65+) | Moved in past year | Below poverty level | Area one                       | Area two | Area three |  |
|  |                      |                              |              | Severe            | Moderate |                           |          |               |                    |                     |                                |          |            |  |
| <b>UNITS WHERE HOUSEHOLDER MOVED DURING PAST YEAR</b>          |                      |                              |              |                   |          |                           |          |               |                    |                     |                                |          |            |  |
| Total.....   | 19.6                 | 3.7                          | .1           | -                 | .8       | .7                        | .1       | .5            | 19.6               | .3                  | 5.3                            | 4.7      | 7.9        |  |
| <b>Location of Previous Unit</b>                               |                      |                              |              |                   |          |                           |          |               |                    |                     |                                |          |            |  |
| Inside same (P)MSA.....  | 17.7                 | 3.1                          | .1           | -                 | .4       | .5                        | .1       | .2            | 17.7               | .3                  | 5.1                            | 4.3      | 7.1        |  |
| In central city(s).....  | 6.1                  | .8                           | -            | -                 | -        | .5                        | .1       | .2            | 6.1                | .3                  | 4.0                            | .7       | 1.4        |  |
| Not in central city(s).....                                    | 11.7                 | 2.3                          | .1           | -                 | .4       | -                         | -        | -             | 11.7               | -                   | 1.1                            | 3.6      | 5.7        |  |
| Inside different (P)MSA in same state.....                     | .3                   | .2                           | -            | -                 | .2       | .2                        | -        | -             | .3                 | -                   | .2                             | -        | .2         |  |
| In central city(s).....  | .3                   | .2                           | -            | -                 | .2       | .2                        | -        | -             | .3                 | -                   | .2                             | -        | .2         |  |
| Not in central city(s).....                                    | -                    | -                            | -            | -                 | -        | -                         | -        | -             | -                  | -                   | -                              | -        | -          |  |
| Inside different (P)MSA in different state.....                | 1.0                  | .9                           | -            | -                 | -        | -                         | -        | .2            | 1.0                | -                   | -                              | .2       | .5         |  |
| In central city(s).....  | .3                   | .2                           | -            | -                 | -        | -                         | -        | .2            | .3                 | -                   | -                              | -        | .4         |  |
| Not in central city(s).....                                    | .7                   | .7                           | -            | -                 | -        | -                         | -        | .7            | .7                 | -                   | -                              | .2       | .4         |  |
| Outside any metropolitan area.....                             | .5                   | .2                           | -            | -                 | -        | -                         | -        | .2            | .5                 | -                   | -                              | .2       | .2         |  |
| Same state.....  | .5                   | .2                           | -            | -                 | -        | -                         | -        | .2            | .5                 | -                   | -                              | .2       | .2         |  |
| Different state.....   | -                    | -                            | -            | -                 | -        | -                         | -        | -             | -                  | -                   | -                              | -        | -          |  |
| Different nation.....  | -                    | -                            | -            | -                 | -        | -                         | -        | -             | -                  | -                   | -                              | -        | -          |  |
| <b>Structure Type of Previous Residence</b>                    |                      |                              |              |                   |          |                           |          |               |                    |                     |                                |          |            |  |
| Moved from within United States.....                           | 19.6                 | 3.7                          | .1           | -                 | .6       | .7                        | .1       | .5            | 19.6               | .3                  | 5.3                            | 4.7      | 7.9        |  |
| House.....   | 11.7                 | 2.5                          | -            | -                 | -        | .5                        | .1       | .3            | 11.7               | .3                  | 3.1                            | 2.2      | 5.2        |  |
| Apartment.....   | 7.9                  | 1.2                          | .1           | -                 | .6       | .2                        | -        | .2            | 7.9                | -                   | 2.2                            | 2.5      | 2.7        |  |
| Mobile home.....   | -                    | -                            | -            | -                 | -        | -                         | -        | -             | -                  | -                   | -                              | -        | -          |  |
| Other.....   | -                    | -                            | -            | -                 | -        | -                         | -        | -             | -                  | -                   | -                              | -        | -          |  |
| <b>Tenure of Previous Residence</b>                            |                      |                              |              |                   |          |                           |          |               |                    |                     |                                |          |            |  |
| House, apt., mobile home in United States.....                 | 19.6                 | 3.7                          | .1           | -                 | .6       | .7                        | .1       | .5            | 19.6               | .3                  | 5.3                            | 4.7      | 7.9        |  |
| Owner occupied.....  | 9.6                  | 2.3                          | -            | -                 | .2       | .4                        | .1       | .5            | 9.6                | .2                  | 2.2                            | 2.1      | 4.4        |  |
| Renter occupied.....   | 9.9                  | 1.4                          | .1           | -                 | .4       | .3                        | -        | -             | 9.9                | .1                  | 3.1                            | 2.6      | 3.6        |  |
| <b>Persons - Previous Residence</b>                            |                      |                              |              |                   |          |                           |          |               |                    |                     |                                |          |            |  |
| House, apt., mobile home in United States.....                 | 19.6                 | 3.7                          | .1           | -                 | .6       | .7                        | .1       | .5            | 19.6               | .3                  | 5.3                            | 4.7      | 7.9        |  |
| 1 person.....  | 2.3                  | .3                           | -            | -                 | .4       | .2                        | -        | -             | 2.3                | -                   | 1.2                            | .8       | .2         |  |
| 2 persons.....   | 6.0                  | 1.2                          | -            | -                 | -        | -                         | -        | -             | 6.0                | -                   | 1.8                            | 1.1      | 2.5        |  |
| 3 persons.....   | 3.9                  | .6                           | -            | -                 | -        | .1                        | -        | .2            | 3.9                | .9                  | .9                             | 1.1      | 1.8        |  |
| 4 persons.....   | 3.3                  | 1.1                          | .1           | -                 | -        | -                         | -        | -             | 3.3                | -                   | .5                             | .8       | 1.9        |  |
| 5 persons.....   | 2.5                  | .3                           | -            | -                 | .2       | .2                        | -        | -             | 2.5                | -                   | .6                             | .7       | .9         |  |
| 6 persons.....   | .6                   | .2                           | -            | -                 | -        | -                         | -        | -             | .6                 | -                   | .4                             | -        | .6         |  |
| 7 persons or more.....   | .4                   | -                            | -            | -                 | -        | .2                        | .1       | .2            | .4                 | -                   | -                              | -        | .4         |  |
| Not reported.....  | .6                   | -                            | -            | -                 | -        | -                         | -        | -             | .6                 | -                   | -                              | -        | .4         |  |
| Median.....  | 2.8                  | 3.0                          | -            | -                 | -        | -                         | -        | -             | 2.8                | -                   | 2.4                            | 2.7      | 3.2        |  |
| <b>Previous Home Owned or Rented by Someone Who Moved Here</b> |                      |                              |              |                   |          |                           |          |               |                    |                     |                                |          |            |  |
| House, apt., mobile home in United States.....                 | 19.6                 | 3.7                          | .1           | -                 | .6       | .7                        | .1       | .5            | 19.6               | .3                  | 5.3                            | 4.7      | 7.9        |  |
| Owned or rented by a mover.....                                | 17.7                 | 3.6                          | .1           | -                 | .6       | .7                        | -        | .5            | 17.7               | .1                  | 4.6                            | 4.0      | 7.9        |  |
| Owned or rented by other.....                                  | 1.1                  | .2                           | -            | -                 | -        | -                         | .1       | -             | 1.1                | .2                  | .7                             | .3       | -          |  |
| By a relative.....   | .8                   | .2                           | -            | -                 | -        | -                         | .1       | -             | .8                 | -                   | .5                             | .1       | -          |  |
| By a nonrelative.....  | .4                   | -                            | -            | -                 | -        | -                         | -        | -             | .4                 | .2                  | .2                             | .2       | -          |  |
| Not reported.....  | -                    | -                            | -            | -                 | -        | -                         | -        | -             | -                  | -                   | -                              | -        | -          |  |
| Not reported.....  | .8                   | -                            | -            | -                 | -        | -                         | -        | -             | .8                 | -                   | -                              | .4       | -          |  |
| <b>Change in Housing Costs</b>                                 |                      |                              |              |                   |          |                           |          |               |                    |                     |                                |          |            |  |
| House, apt., mobile home in United States.....                 | 19.6                 | 3.7                          | .1           | -                 | .6       | .7                        | .1       | .5            | 19.6               | .3                  | 5.3                            | 4.7      | 7.9        |  |
| Increased with move.....                                       | 15.1                 | 3.0                          | -            | -                 | .6       | .7                        | .1       | .3            | 15.1               | .3                  | 4.2                            | 2.9      | 6.6        |  |
| Stayed about the same.....                                     | 1.9                  | .6                           | .1           | -                 | -        | -                         | -        | -             | 1.9                | -                   | .6                             | .6       | .6         |  |
| Decreased.....   | 1.8                  | .2                           | -            | -                 | -        | -                         | -        | .2            | 1.8                | -                   | .5                             | .6       | .7         |  |
| Don't know.....  | .2                   | -                            | -            | -                 | -        | -                         | -        | -             | .2                 | -                   | -                              | .2       | -          |  |
| Not reported.....  | .6                   | -                            | -            | -                 | -        | -                         | -        | .6            | .6                 | -                   | -                              | .4       | -          |  |

<sup>1</sup>See back cover for details.

**Table 3-11. Reasons for Move and Choice of Current Residence - Owner Occupied Units**

[Numbers in thousands. For meaning of symbols, see text.]

| Characteristics   | Total occupied units | Housing unit characteristics |              |                   |          | Household characteristics |          |               |                    |                     | Selected subareas <sup>1</sup> |          |            |
|---|----------------------|------------------------------|--------------|-------------------|----------|---------------------------|----------|---------------|--------------------|---------------------|--------------------------------|----------|------------|
|   |                      | New construction 4 yrs       | Mobile homes | Physical problems |          | Black                     | Hispanic | Elderly (65+) | Moved in past year | Below poverty level | Area one                       | Area two | Area three |
|   |                      |                              |              | Severe            | Moderate |                           |          |               |                    |                     |                                |          |            |
| <b>RESPONDENT MOVED DURING PAST YEAR</b>                |                      |                              |              |                   |          |                           |          |               |                    |                     |                                |          |            |
| Total.....  | 20.6                 | 3.7                          | .1           | -                 | .6       | 1.1                       | .1       | .7            | 19.4               | .3                  | 6.0                            | 4.7      | 8.1        |
| <b>Reasons for Leaving Previous Unit<sup>2</sup></b>    |                      |                              |              |                   |          |                           |          |               |                    |                     |                                |          |            |
| Private displacement.....                               | -                    | -                            | -            | -                 | -        | -                         | -        | -             | -                  | -                   | -                              | -        | -          |
| Owner to move into unit.....                            | -                    | -                            | -            | -                 | -        | -                         | -        | -             | -                  | -                   | -                              | -        | -          |
| To be converted to condominium or cooperative.....      | -                    | -                            | -            | -                 | -        | -                         | -        | -             | -                  | -                   | -                              | -        | -          |
| Closed for repairs.....                                 | -                    | -                            | -            | -                 | -        | -                         | -        | -             | -                  | -                   | -                              | -        | -          |
| Other.....  | -                    | -                            | -            | -                 | -        | -                         | -        | -             | -                  | -                   | -                              | -        | -          |
| Not reported.....                                       | -                    | -                            | -            | -                 | -        | -                         | -        | -             | -                  | -                   | -                              | -        | -          |
| Government displacement.....                            | .2                   | -                            | -            | -                 | -        | .2                        | -        | -             | .2                 | -                   | -                              | -        | -          |
| Government wanted building or land.....                 | .2                   | -                            | -            | -                 | -        | .2                        | -        | -             | .2                 | -                   | -                              | -        | -          |
| Unit unfit for occupancy.....                           | -                    | -                            | -            | -                 | -        | -                         | -        | -             | -                  | -                   | -                              | -        | -          |
| Other.....  | -                    | -                            | -            | -                 | -        | -                         | -        | -             | -                  | -                   | -                              | -        | -          |
| Not reported.....                                       | -                    | -                            | -            | -                 | -        | -                         | -        | -             | -                  | -                   | -                              | -        | -          |
| Disaster loss (fire, flood, etc.).....                  | -                    | -                            | -            | -                 | -        | -                         | -        | -             | -                  | -                   | -                              | -        | -          |
| New job or job transfer.....                            | 1.8                  | .5                           | -            | -                 | -        | -                         | -        | -             | 1.8                | -                   | -                              | -        | 1.0        |
| To be closer to work/school/other.....                  | 1.9                  | .6                           | -            | -                 | -        | -                         | -        | -             | 1.9                | -                   | -                              | -        | 1.0        |
| Other, financial/employment related.....                | .7                   | -                            | -            | -                 | -        | -                         | -        | -             | .7                 | -                   | -                              | -        | .2         |
| To establish own household.....                         | 1.2                  | -                            | -            | -                 | -        | .2                        | -        | -             | 1.2                | -                   | .1                             | -        | .2         |
| Needed larger house or apartment.....                   | 3.3                  | .5                           | -            | -                 | .2       | .2                        | -        | -             | 3.3                | .6                  | .8                             | -        | 1.8        |
| Married.....  | 1.3                  | .2                           | -            | -                 | -        | -                         | -        | -             | 1.3                | .7                  | .7                             | -        | .2         |
| Widowed, divorced or separated.....                     | .4                   | -                            | -            | -                 | -        | -                         | -        | -             | .4                 | .4                  | .4                             | -        | .2         |
| Other, family/person related.....                       | .8                   | .2                           | -            | -                 | .2       | .4                        | -        | -             | .8                 | .2                  | .2                             | -        | .2         |
| Wanted better home.....                                 | 1.2                  | .5                           | -            | -                 | .2       | .2                        | -        | -             | 1.2                | .4                  | .4                             | -        | .2         |
| Change from owner to renter.....                        | -                    | -                            | -            | -                 | -        | -                         | -        | -             | -                  | .7                  | .4                             | -        | .2         |
| Change from renter to owner.....                        | 7.1                  | .8                           | .1           | -                 | .4       | -                         | -        | -             | 7.1                | -                   | 1.9                            | 1.9      | 3.0        |
| Wanted lower rent or maintenance.....                   | .3                   | -                            | -            | -                 | -        | -                         | -        | -             | .3                 | -                   | .1                             | -        | .2         |
| Other housing related reasons.....                      | 2.1                  | .6                           | -            | -                 | -        | .1                        | -        | -             | 1.9                | .1                  | .3                             | .2       | 1.1        |
| Other.....  | 2.0                  | .8                           | -            | -                 | -        | .3                        | -        | -             | 1.8                | .1                  | .4                             | .4       | 1.0        |
| Not reported.....                                       | .2                   | -                            | -            | -                 | -        | -                         | -        | .1            | .2                 | -                   | -                              | -        | -          |
| <b>Choice of Present Neighborhood<sup>2</sup></b>       |                      |                              |              |                   |          |                           |          |               |                    |                     |                                |          |            |
| Convenient to job.....                                  | 4.2                  | .6                           | -            | -                 | -        | .2                        | .1       | .3            | 4.2                | -                   | 1.1                            | 1.1      | 1.5        |
| Convenient to friends or relatives.....                 | 2.8                  | .5                           | -            | -                 | .2       | .5                        | .1       | .1            | 2.1                | -                   | .9                             | 1.3      | .7         |
| Convenient to leisure activities.....                   | 1.2                  | .2                           | -            | -                 | -        | -                         | -        | -             | 1.2                | -                   | .4                             | .4       | .8         |
| Convenient to public transportation.....                | .2                   | -                            | -            | -                 | -        | -                         | -        | -             | .2                 | -                   | .2                             | .2       | .2         |
| Good schools.....                                       | 2.5                  | .9                           | -            | -                 | -        | .1                        | -        | -             | 2.5                | .1                  | .3                             | .3       | 1.9        |
| Other public services.....                              | 1.3                  | .5                           | -            | -                 | -        | -                         | -        | -             | 1.3                | -                   | .3                             | .3       | .9         |
| Looks/design of neighborhood.....                       | 5.8                  | .8                           | .1           | -                 | -        | -                         | -        | -             | 5.6                | -                   | 1.7                            | 2.0      | 1.4        |
| House was most important consideration.....             | 6.0                  | .6                           | -            | -                 | .2       | .3                        | -        | -             | 5.9                | .3                  | 2.4                            | 1.1      | 2.5        |
| Other.....  | 4.9                  | 1.4                          | -            | -                 | .2       | .2                        | -        | .2            | 4.3                | -                   | 1.0                            | 1.6      | 1.7        |
| Not reported.....                                       | .2                   | -                            | -            | -                 | -        | -                         | -        | .2            | .2                 | -                   | -                              | -        | -          |
| <b>Neighborhood Search</b>                              |                      |                              |              |                   |          |                           |          |               |                    |                     |                                |          |            |
| Looked at just this neighborhood.....                   | 6.7                  | .9                           | -            | -                 | -        | .9                        | .1       | .3            | 5.5                | .3                  | 3.4                            | 1.3      | 1.9        |
| Looked at other neighborhood(s).....                    | 13.6                 | 2.6                          | .1           | -                 | .6       | .2                        | -        | .4            | 13.6               | -                   | 2.6                            | 3.4      | 6.1        |
| Not reported.....                                       | .3                   | .2                           | -            | -                 | -        | -                         | -        | -             | .3                 | -                   | -                              | -        | .2         |
| <b>Choice of Present Home<sup>2</sup></b>               |                      |                              |              |                   |          |                           |          |               |                    |                     |                                |          |            |
| Financial reasons.....                                  | 7.8                  | 1.1                          | .1           | -                 | .6       | .4                        | .1       | .5            | 7.5                | .2                  | 3.2                            | 1.7      | 2.3        |
| Room layout/design.....                                 | 5.2                  | 1.6                          | -            | -                 | .4       | .4                        | -        | .2            | 5.1                | -                   | 1.9                            | 1.0      | 1.8        |
| Kitchen.....  | .3                   | -                            | -            | -                 | -        | -                         | -        | -             | .3                 | -                   | -                              | .2       | .2         |
| Size.....   | 3.6                  | .8                           | -            | -                 | .2       | .2                        | -        | .3            | 3.4                | -                   | .7                             | .9       | 1.8        |
| Exterior appearance.....                                | 2.9                  | .9                           | -            | -                 | -        | -                         | -        | .2            | 2.9                | -                   | .2                             | .6       | 1.9        |
| Yard/trees/view.....                                    | 2.3                  | .5                           | -            | -                 | -        | -                         | -        | .2            | 2.3                | -                   | .4                             | .6       | 1.2        |
| Quality of construction.....                            | 3.2                  | .6                           | -            | -                 | .2       | -                         | -        | .2            | 3.2                | -                   | -                              | 1.4      | 1.8        |
| Only one available.....                                 | .5                   | -                            | -            | -                 | -        | .1                        | -        | .3            | .5                 | .1                  | .3                             | -        | -          |
| Other.....  | 6.0                  | .9                           | -            | -                 | -        | .3                        | -        | .1            | 5.1                | -                   | 1.8                            | 1.4      | 2.3        |
| <b>Home Search</b>                                      |                      |                              |              |                   |          |                           |          |               |                    |                     |                                |          |            |
| Now in house.....                                       | 16.9                 | 3.6                          | -            | -                 | .4       | .4                        | -        | .4            | 16.1               | .2                  | 3.6                            | 3.5      | 8.1        |
| Looked at only this unit.....                           | .4                   | -                            | -            | -                 | -        | -                         | -        | -             | .4                 | -                   | -                              | -        | .2         |
| Looked at houses or mobile homes only.....              | 14.2                 | 3.6                          | -            | -                 | .4       | .4                        | -        | .4            | 13.8               | -                   | 2.9                            | 2.9      | 7.5        |
| Looked at apartments too.....                           | 1.8                  | -                            | -            | -                 | -        | -                         | -        | -             | 1.8                | -                   | .5                             | .6       | .4         |
| Search not reported.....                                | .4                   | -                            | -            | -                 | -        | -                         | -        | -             | .4                 | -                   | -                              | -        | -          |
| Now in mobile home.....                                 | .1                   | -                            | .1           | -                 | -        | -                         | -        | -             | .1                 | -                   | -                              | -        | -          |
| Looked at only this unit.....                           | -                    | -                            | -            | -                 | -        | -                         | -        | -             | -                  | -                   | -                              | -        | -          |
| Looked at houses or mobile homes only.....              | .1                   | -                            | .1           | -                 | -        | -                         | -        | -             | .1                 | -                   | -                              | -        | -          |
| Looked at apartments too.....                           | -                    | -                            | -            | -                 | -        | -                         | -        | -             | -                  | -                   | -                              | -        | -          |
| Search not reported.....                                | -                    | -                            | -            | -                 | -        | -                         | -        | -             | -                  | -                   | -                              | -        | -          |
| Now in apartment.....                                   | 3.7                  | .2                           | -            | -                 | .2       | .7                        | .1       | .3            | 3.2                | .1                  | 2.4                            | 1.2      | -          |
| Looked at only this unit.....                           | .4                   | -                            | -            | -                 | -        | .1                        | -        | .1            | .4                 | -                   | .1                             | .2       | -          |
| Looked at apartments only.....                          | 2.3                  | -                            | -            | -                 | .2       | .5                        | .1       | .2            | 2.0                | .1                  | 1.7                            | .6       | -          |
| Looked at houses or mobile homes too.....               | 1.0                  | .2                           | -            | -                 | -        | -                         | -        | -             | 1.0                | -                   | .5                             | .4       | -          |
| Search not reported.....                                | -                    | -                            | -            | -                 | -        | -                         | -        | -             | -                  | -                   | -                              | -        | -          |
| <b>Recent Mover Comparison to Previous Home</b>         |                      |                              |              |                   |          |                           |          |               |                    |                     |                                |          |            |
| Better home.....  | 14.1                 | 3.1                          | -            | -                 | .6       | .5                        | -        | -             | 13.6               | .3                  | 4.2                            | 2.4      | 6.8        |
| Worse home.....   | 1.4                  | -                            | .1           | -                 | -        | .2                        | -        | .2            | 1.4                | -                   | .3                             | .7       | .3         |
| About the same.....                                     | 4.7                  | .6                           | -            | -                 | -        | .1                        | .1       | .5            | 4.0                | -                   | 1.5                            | 1.4      | 1.0        |
| Not reported.....                                       | .4                   | -                            | -            | -                 | -        | .2                        | -        | -             | .2                 | -                   | -                              | .2       | -          |
| <b>Recent Mover Comparison to Previous Neighborhood</b> |                      |                              |              |                   |          |                           |          |               |                    |                     |                                |          |            |
| Better neighborhood.....                                | 11.1                 | 1.9                          | -            | -                 | .4       | .5                        | -        | .3            | 10.5               | .2                  | 3.0                            | 2.1      | 5.1        |
| Worse neighborhood.....                                 | 1.4                  | .2                           | -            | -                 | -        | .2                        | -        | .3            | 1.4                | -                   | .6                             | .6       | .2         |
| About the same.....                                     | 6.5                  | 1.6                          | .1           | -                 | .2       | .3                        | .1       | .3            | 6.1                | .1                  | 2.0                            | 1.5      | 2.4        |
| Same neighborhood.....                                  | 1.3                  | .2                           | -            | -                 | -        | -                         | -        | -             | 1.3                | -                   | .4                             | .3       | .4         |
| Not reported.....                                       | .4                   | -                            | -            | -                 | -        | .2                        | -        | -             | .2                 | -                   | -                              | .2       | -          |

<sup>1</sup>See back cover for details.

<sup>2</sup>Figures may not add to total because more than one category may apply to a unit.



**Table 3-12. Income Characteristics - Owner Occupied Units**

[Numbers in thousands. For meaning of symbols, see text.]

| Characteristics   | Total occupied units | Housing unit characteristics |              |                   |          | Household characteristics |          |               |                    |                     | Selected subareas <sup>1</sup> |          |            |
|---|----------------------|------------------------------|--------------|-------------------|----------|---------------------------|----------|---------------|--------------------|---------------------|--------------------------------|----------|------------|
|   |                      | New construction 4 yrs       | Mobile homes | Physical problems |          | Black                     | Hispanic | Elderly (65+) | Moved in past year | Below poverty level | Area one                       | Area two | Area three |
|   |                      |                              |              | Severe            | Moderate |                           |          |               |                    |                     |                                |          |            |
| <b>Total</b> .....  | 321.9                | 11.5                         | 2.0          | .7                | 3.4      | 18.8                      | 5.3      | 73.0          | 19.6               | 10.4                | 112.7                          | 85.6     | 78.8       |
| <b>Household Income</b>   |                      |                              |              |                   |          |                           |          |               |                    |                     |                                |          |            |
| Less than \$5,000.....  | 4.2                  | -                            | -            | -                 | -        | 1.1                       | -        | 1.3           | -                  | 4.2                 | 2.0                            | 1.0      | 1.0        |
| \$5,000 to \$9,999.....   | 20.0                 | -                            | -            | -                 | -        | 2.2                       | .2       | 15.8          | .3                 | 5.4                 | 12.3                           | 3.5      | 2.5        |
| \$10,000 to \$14,999.....   | 20.6                 | .5                           | .2           | .2                | .3       | 1.9                       | .4       | 13.6          | .3                 | .6                  | 10.1                           | 5.8      | 2.9        |
| \$15,000 to \$19,999.....   | 16.9                 | .6                           | .3           | -                 | .1       | 1.6                       | -        | 9.0           | .6                 | .2                  | 8.0                            | 4.9      | 2.2        |
| \$20,000 to \$24,999.....   | 27.7                 | .3                           | -            | -                 | .6       | 1.6                       | .4       | 6.2           | .9                 | -                   | 12.4                           | 8.7      | 4.4        |
| \$25,000 to \$29,999.....   | 30.5                 | .7                           | .4           | -                 | .2       | 1.6                       | .4       | 7.4           | 2.4                | -                   | 13.4                           | 7.9      | 5.8        |
| \$30,000 to \$34,999.....   | 30.3                 | .5                           | -            | -                 | .8       | 1.2                       | .6       | 6.2           | 1.9                | -                   | 12.4                           | 7.0      | 5.6        |
| \$35,000 to \$39,999.....   | 30.1                 | 1.1                          | -            | -                 | .2       | 1.5                       | 1.0      | 1.4           | 1.7                | -                   | 11.4                           | 7.3      | 7.8        |
| \$40,000 to \$49,999.....   | 48.3                 | 3.1                          | .4           | -                 | .4       | 1.6                       | .8       | 3.1           | 3.9                | -                   | 10.4                           | 12.4     | 15.1       |
| \$50,000 to \$59,999.....   | 34.5                 | 2.0                          | -            | -                 | .2       | .3                        | .9       | 2.9           | 2.5                | -                   | 9.2                            | 10.3     | 9.9        |
| \$60,000 to \$79,999.....   | 33.2                 | 1.7                          | -            | -                 | .4       | 1.1                       | .4       | 2.0           | 2.9                | -                   | 7.1                            | 7.4      | 11.9       |
| \$80,000 to \$99,999.....   | 13.7                 | .5                           | -            | -                 | -        | .9                        | -        | .4            | .9                 | -                   | 2.3                            | 4.1      | 4.8        |
| \$100,000 to \$119,999.....   | 6.4                  | .2                           | -            | -                 | -        | -                         | -        | 1.2           | .2                 | -                   | 1.1                            | 2.9      | 3.3        |
| \$120,000 or more.....  | 7.5                  | .5                           | -            | -                 | -        | .2                        | -        | .6            | 1.0                | -                   | .6                             | 2.3      | 3.3        |
| Median.....   | 36 776               | 46 920                       | -            | -                 | -        | 24 707                    | 37 778   | 18 241        | 44 171             | 5 911               | 29 319                         | 37 750   | 44 843     |
| As percent of poverty level:  |                      |                              |              |                   |          |                           |          |               |                    |                     |                                |          |            |
| Less than 50 percent.....   | 3.5                  | -                            | -            | -                 | -        | 1.1                       | -        | .9            | -                  | 3.5                 | 1.9                            | .8       | .8         |
| 50 to 99.....   | 6.9                  | -                            | -            | -                 | -        | 2.1                       | -        | 3.3           | .3                 | 6.9                 | 4.5                            | 1.1      | 1.0        |
| 100 to 149.....   | 17.6                 | .2                           | .5           | -                 | .3       | 1.9                       | .6       | 11.4          | .2                 | ...                 | 9.7                            | 3.3      | 2.6        |
| 150 to 199.....   | 24.0                 | .6                           | .2           | .4                | .2       | 1.1                       | .5       | 12.9          | .3                 | ...                 | 11.8                           | 6.8      | 2.7        |
| 200 percent or more.....  | 269.9                | 10.8                         | 1.3          | .3                | 2.9      | 10.6                      | 4.2      | 44.5          | 16.7               | ...                 | 84.8                           | 73.9     | 71.7       |
| <b>Income of Families and Primary Individuals</b>   |                      |                              |              |                   |          |                           |          |               |                    |                     |                                |          |            |
| Less than \$5,000.....  | 4.4                  | -                            | -            | -                 | -        | 1.1                       | -        | 1.3           | -                  | 4.2                 | 2.2                            | 1.0      | 1.0        |
| \$5,000 to \$9,999.....   | 20.3                 | -                            | .7           | -                 | .3       | 2.2                       | .2       | 15.8          | .3                 | 5.4                 | 12.5                           | 3.5      | 2.5        |
| \$10,000 to \$14,999.....   | 20.9                 | .5                           | .2           | .2                | .2       | 1.9                       | .4       | 13.8          | .3                 | .6                  | 10.2                           | 6.0      | 2.9        |
| \$15,000 to \$19,999.....   | 17.3                 | .6                           | .3           | -                 | .1       | 1.6                       | -        | 9.0           | .8                 | .2                  | 8.4                            | 4.9      | 2.2        |
| \$20,000 to \$24,999.....   | 28.7                 | .3                           | -            | -                 | .6       | 1.8                       | .4       | 8.2           | 1.5                | -                   | 12.5                           | 9.1      | 4.7        |
| \$25,000 to \$29,999.....   | 31.5                 | .9                           | .4           | .2                | .4       | 1.6                       | .4       | 7.4           | 2.6                | -                   | 13.7                           | 8.4      | 6.0        |
| \$30,000 to \$34,999.....   | 30.0                 | .5                           | -            | .1                | .8       | 1.0                       | .6       | 6.2           | 1.7                | -                   | 12.0                           | 7.2      | 5.4        |
| \$35,000 to \$39,999.....   | 30.2                 | .9                           | -            | .2                | .2       | 1.5                       | 1.0      | 1.4           | 1.9                | -                   | 11.6                           | 7.2      | 7.8        |
| \$40,000 to \$49,999.....   | 48.1                 | 3.1                          | .4           | -                 | .4       | 1.7                       | .8       | 3.1           | 3.7                | -                   | 10.6                           | 12.3     | 14.9       |
| \$50,000 to \$59,999.....   | 33.4                 | 2.0                          | -            | -                 | .2       | .3                        | .9       | 2.7           | 2.2                | -                   | 8.3                            | 10.3     | 9.9        |
| \$60,000 to \$79,999.....   | 32.8                 | 1.7                          | -            | -                 | .2       | 1.2                       | .4       | 2.0           | 2.5                | -                   | 7.0                            | 7.1      | 11.9       |
| \$80,000 to \$99,999.....   | 12.6                 | .5                           | -            | -                 | -        | .7                        | -        | .4            | .7                 | -                   | 2.1                            | 3.5      | 4.8        |
| \$100,000 to \$119,999.....   | 6.2                  | .2                           | -            | -                 | -        | -                         | -        | 1.2           | .2                 | -                   | 1.1                            | 2.9      | 1.5        |
| \$120,000 or more.....  | 7.5                  | .5                           | -            | -                 | -        | .2                        | -        | .6            | 1.0                | -                   | .6                             | 2.3      | 3.3        |
| Median.....   | 36 306               | 46 920                       | -            | -                 | -        | 24 217                    | 37 778   | 18 124        | 41 378             | 5 911               | 28 871                         | 36 944   | 44 642     |
| <b>Income Sources of Families and Primary Individuals</b>   |                      |                              |              |                   |          |                           |          |               |                    |                     |                                |          |            |
| Wages and salaries.....   | 253.5                | 10.8                         | 1.4          | .5                | 2.9      | 12.5                      | 4.9      | 20.7          | 18.9               | 2.4                 | 80.3                           | 65.7     | 68.6       |
| Wages and salaries were majority of income 2 or more people each earned over 20% of wages and salaries..... | 231.3                | 10.5                         | 1.2          | .5                | 2.2      | 11.3                      | 4.8      | 11.0          | 18.1               | 1.7                 | 73.9                           | 57.7     | 64.5       |
| Business, farm, or ranch.....   | 102.2                | 4.6                          | .4           | .1                | .2       | 5.5                       | 2.7      | 3.9           | 6.9                | .6                  | 32.3                           | 24.0     | 30.1       |
| Social security or pensions.....  | 44.0                 | 2.5                          | -            | .2                | .8       | 1.1                       | -        | 4.6           | 3.2                | .7                  | 7.7                            | 12.4     | 14.8       |
| Interest or dividend(s).....  | 108.3                | 1.5                          | .9           | .2                | 1.0      | 5.1                       | .9       | 71.2          | 1.6                | 7.2                 | 48.9                           | 30.7     | 18.7       |
| Rental income.....  | 131.3                | 3.4                          | .4           | -                 | .9       | 1.6                       | .6       | 47.7          | 5.1                | 2.9                 | 36.8                           | 43.4     | 34.0       |
| With lodger(s).....   | 57.4                 | 1.6                          | -            | .1                | 1.0      | 5.1                       | 1.0      | 12.3          | 4.5                | 1.4                 | 25.9                           | 14.7     | 9.7        |
| With lodger(s).....   | 3.0                  | -                            | -            | -                 | .2       | .2                        | -        | -             | .4                 | -                   | 1.4                            | 1.1      | .5         |
| Welfare or SSI.....   | 7.1                  | -                            | -            | -                 | .1       | 2.5                       | .2       | 1.9           | .1                 | 1.9                 | 5.2                            | .8       | 1.0        |
| Alimony or child support.....   | 10.4                 | .2                           | -            | -                 | .7       | .9                        | .2       | .4            | 1.0                | .2                  | 4.3                            | 3.2      | 2.1        |
| Other.....  | 28.7                 | 1.0                          | .2           | -                 | .5       | .6                        | .3       | 1.0           | 1.4                | .8                  | 9.0                            | 7.4      | 6.1        |
| <b>Amount of Savings and Investments</b>  |                      |                              |              |                   |          |                           |          |               |                    |                     |                                |          |            |
| Income of \$25,000 or less.....   | 96.2                 | 1.5                          | 1.2          | .2                | 1.5      | 8.7                       | 1.0      | 50.3          | 3.0                | 10.4                | 47.4                           | 26.1     | 13.8       |
| No savings or investments.....  | 17.5                 | .8                           | -            | .2                | .1       | 5.1                       | .7       | 4.0           | .6                 | 4.0                 | 11.6                           | 2.0      | 2.3        |
| \$25,000 or less.....   | 46.1                 | .8                           | 1.1          | -                 | .7       | 3.1                       | .3       | 25.2          | 1.9                | 3.5                 | 21.2                           | 11.8     | 6.8        |
| More than \$25,000.....   | 23.5                 | .2                           | .1           | -                 | .2       | -                         | -        | 15.7          | .1                 | 1.7                 | 10.1                           | 9.6      | 3.1        |
| Not reported.....   | 9.0                  | .2                           | -            | -                 | .4       | .6                        | -        | 5.4           | .3                 | 1.2                 | 4.4                            | 2.7      | 1.6        |
| <b>Food Stamps</b>  |                      |                              |              |                   |          |                           |          |               |                    |                     |                                |          |            |
| Income of \$25,000 or less.....   | 96.2                 | 1.5                          | 1.2          | .2                | 1.5      | 8.7                       | 1.0      | 50.3          | 3.0                | 10.4                | 47.4                           | 26.1     | 13.8       |
| Family members received food stamps.....  | 3.4                  | -                            | -            | -                 | .1       | 1.8                       | .2       | .5            | -                  | 1.7                 | 2.4                            | .6       | .2         |
| Did not receive food stamps.....  | 69.2                 | 1.3                          | 1.2          | .2                | 1.1      | 6.9                       | .8       | 47.8          | 2.7                | 8.1                 | 43.9                           | 24.0     | 12.6       |
| Not reported.....   | 3.5                  | .2                           | -            | -                 | .2       | .2                        | -        | 1.9           | .3                 | .6                  | 1.0                            | 1.5      | 1.0        |

<sup>1</sup>See back cover for details.

**Table 3-13. Selected Housing Costs - Owner Occupied Units**

[Numbers in thousands. For meaning of symbols, see text.]

| Characteristics   | Total occupied units | Housing unit characteristics |              |                   |            | Household characteristics |            |               |                    |                     | Selected subareas <sup>1</sup> |             |             |
|---|----------------------|------------------------------|--------------|-------------------|------------|---------------------------|------------|---------------|--------------------|---------------------|--------------------------------|-------------|-------------|
|   |                      | New construction 4 yrs       | Mobile homes | Physical problems |            | Black                     | Hispanic   | Elderly (65+) | Moved in past year | Below poverty level | Area one                       | Area two    | Area three  |
|   |                      |                              |              | Severe            | Moderate   |                           |            |               |                    |                     |                                |             |             |
| <b>Total</b> .....  | <b>321.9</b>         | <b>11.5</b>                  | <b>2.0</b>   | <b>.7</b>         | <b>3.4</b> | <b>16.8</b>               | <b>5.3</b> | <b>73.0</b>   | <b>19.6</b>        | <b>10.4</b>         | <b>112.7</b>                   | <b>85.6</b> | <b>78.8</b> |
| <b>Monthly Housing Costs</b>  |                      |                              |              |                   |            |                           |            |               |                    |                     |                                |             |             |
| Less than \$100.....  | .2                   | -                            | -            | -                 | -          | -                         | -          | .2            | -                  | -                   | .2                             | -           | -           |
| \$100 to \$199.....   | 7.7                  | .2                           | .1           | -                 | .6         | .3                        | .5         | 5.0           | .3                 | .9                  | 4.8                            | .7          | .9          |
| \$200 to \$249.....   | 17.1                 | -                            | .1           | -                 | .2         | 1.0                       | .5         | 10.2          | .5                 | 1.4                 | 7.0                            | 4.9         | 2.8         |
| \$250 to \$299.....   | 33.5                 | .7                           | .7           | -                 | .4         | 1.0                       | .1         | 18.1          | .7                 | 1.7                 | 15.9                           | 7.3         | 5.8         |
| \$300 to \$349.....   | 33.9                 | .3                           | .4           | -                 | .2         | 1.1                       | .1         | 15.5          | .2                 | 1.3                 | 12.4                           | 11.9        | 3.6         |
| \$350 to \$399.....   | 21.0                 | .4                           | .2           | .1                | .3         | .9                        | .2         | 8.2           | .2                 | 1.0                 | 7.9                            | 6.0         | 3.6         |
| \$400 to \$449.....   | 16.6                 | .5                           | -            | -                 | -          | 1.7                       | .8         | 4.4           | .8                 | .5                  | 6.5                            | 4.6         | 3.2         |
| \$450 to \$499.....   | 13.4                 | -                            | .1           | -                 | -          | 1.8                       | .3         | 2.1           | .8                 | .8                  | 6.4                            | 3.4         | 6.1         |
| \$500 to \$599.....   | 27.8                 | .5                           | .2           | -                 | .4         | 1.9                       | .3         | 2.6           | .6                 | .8                  | 10.4                           | 7.3         | 6.1         |
| \$600 to \$699.....   | 29.7                 | .8                           | .1           | .6                | .4         | 2.4                       | .7         | 1.7           | 2.9                | .4                  | 12.6                           | 6.8         | 5.9         |
| \$700 to \$799.....   | 28.9                 | .8                           | .1           | -                 | .3         | 2.7                       | .9         | 1.2           | 2.2                | .4                  | 9.5                            | 7.8         | 6.7         |
| \$800 to \$999.....   | 36.0                 | 2.2                          | -            | -                 | -          | 1.4                       | .4         | 1.8           | 3.2                | .4                  | 6.5                            | 9.6         | 15.1        |
| \$1,000 to \$1,249.....   | 18.1                 | 2.2                          | -            | -                 | .4         | .4                        | .4         | .5            | 2.3                | .2                  | 2.5                            | 5.2         | 3.6         |
| \$1,250 to \$1,499.....   | 6.6                  | 1.1                          | -            | -                 | -          | .2                        | -          | .6            | 1.5                | -                   | .9                             | 1.3         | 2.4         |
| \$1,500 or more.....  | 6.3                  | .9                           | -            | -                 | -          | -                         | -          | .6            | .9                 | -                   | .6                             | 2.4         | 2.4         |
| No cash rent.....   | ...                  | ...                          | ...          | ...               | ...        | ...                       | ...        | ...           | ...                | ...                 | ...                            | ...         | ...         |
| Mortgage payment not reported.....  | 25.1                 | .8                           | -            | -                 | .2         | .3                        | .8         | 1.2           | 1.7                | .8                  | ...                            | ...         | ...         |
| Median (excludes no cash rent).....   | 518                  | 898                          | -            | -                 | -          | 538                       | 480        | 308           | 757                | 330                 | 430                            | 512         | 681         |
| <b>Median Monthly Housing Costs For Owners</b>                                  |                      |                              |              |                   |            |                           |            |               |                    |                     |                                |             |             |
| Monthly costs including all mortgages plus maintenance costs.....               | 547                  | 930                          | -            | -                 | -          | 559                       | 547        | 318           | 782                | 330                 | 460                            | 538         | 706         |
| Monthly costs excluding 2nd and subsequent mortgages and maintenance costs..... | 506                  | 878                          | -            | -                 | -          | 523                       | 467        | 308           | 757                | 323                 | 422                            | 500         | 655         |
| <b>Monthly Housing Costs as Percent of Income</b>                               |                      |                              |              |                   |            |                           |            |               |                    |                     |                                |             |             |
| Less than 5 percent.....  | 4.6                  | .5                           | -            | -                 | -          | -                         | -          | .9            | .3                 | -                   | 1.1                            | 1.1         | 1.6         |
| 5 to 9 percent.....   | 38.4                 | .8                           | .2           | -                 | .4         | 1.3                       | .5         | 7.9           | 1.1                | -                   | 11.8                           | 10.4        | 8.7         |
| 10 to 14 percent.....   | 52.1                 | 1.5                          | .5           | .1                | .6         | 1.3                       | 1.0        | 10.6          | 2.8                | -                   | 18.4                           | 14.6        | 10.7        |
| 15 to 19 percent.....   | 50.3                 | 2.4                          | .5           | .1                | 1.0        | 2.4                       | .9         | 11.4          | 2.9                | -                   | 16.5                           | 13.9        | 12.8        |
| 20 to 24 percent.....   | 51.4                 | 2.4                          | .3           | .2                | .3         | 1.9                       | .4         | 9.6           | 2.8                | .4                  | 18.4                           | 13.7        | 15.6        |
| 25 to 29 percent.....   | 36.8                 | 2.1                          | .3           | .2                | .3         | 1.7                       | .1         | 7.0           | 4.2                | .1                  | 11.1                           | 11.8        | 9.8         |
| 30 to 34 percent.....   | 21.2                 | 1.1                          | .3           | -                 | .2         | 1.7                       | .1         | 5.1           | 2.7                | .4                  | 8.8                            | 4.3         | 4.6         |
| 35 to 39 percent.....   | 10.0                 | .3                           | -            | -                 | .2         | .8                        | .2         | 3.5           | .7                 | -                   | 4.5                            | 1.9         | 2.4         |
| 40 to 49 percent.....   | 13.1                 | .6                           | .6           | -                 | .2         | .7                        | .2         | 7.0           | .3                 | .8                  | 7.1                            | 2.0         | 2.5         |
| 50 to 59 percent.....   | 6.4                  | .2                           | -            | -                 | .2         | .6                        | .2         | 4.0           | .2                 | 1.5                 | 3.3                            | 1.9         | .9          |
| 60 to 69 percent.....   | 3.8                  | .2                           | -            | -                 | .2         | .9                        | -          | 1.9           | .1                 | 1.3                 | 1.4                            | 1.1         | .8          |
| 70 to 99 percent.....   | 4.6                  | .2                           | -            | -                 | .1         | 1.7                       | -          | 1.8           | -                  | 2.2                 | 2.8                            | 1.2         | .2          |
| 100 percent or more <sup>2</sup> .....  | 3.4                  | .2                           | -            | -                 | -          | .5                        | -          | 1.0           | -                  | 2.4                 | .9                             | 1.2         | 1.1         |
| Zero or negative income.....  | .9                   | -                            | -            | -                 | -          | .2                        | -          | -             | -                  | .7                  | .7                             | -           | .2          |
| No cash rent.....   | ...                  | ...                          | ...          | ...               | ...        | ...                       | ...        | ...           | ...                | ...                 | ...                            | ...         | ...         |
| Mortgage payment not reported.....  | 24.8                 | .9                           | -            | -                 | .2         | .3                        | .8         | 1.2           | 1.7                | .5                  | 8.2                            | 6.5         | 6.9         |
| Median (excludes 3 previous lines).....   | 20                   | 24                           | -            | -                 | -          | 27                        | 19         | 23            | 24                 | 70                  | 21                             | 20          | 21          |
| <b>Rent Paid by Lodgers</b>   |                      |                              |              |                   |            |                           |            |               |                    |                     |                                |             |             |
| Lodgers in housing units.....   | 3.0                  | -                            | -            | -                 | .2         | .2                        | -          | -             | .4                 | -                   | 1.4                            | 1.1         | .5          |
| Less than \$100 per month.....  | .5                   | -                            | -            | -                 | .2         | .2                        | -          | -             | -                  | -                   | .5                             | -           | -           |
| \$100 to \$199.....   | .6                   | -                            | -            | -                 | -          | -                         | -          | -             | -                  | -                   | .2                             | .3          | .1          |
| \$200 to \$299.....   | .9                   | -                            | -            | -                 | -          | -                         | -          | -             | -                  | -                   | .3                             | .4          | .2          |
| \$300 to \$399.....   | .4                   | -                            | -            | -                 | -          | -                         | -          | -             | -                  | -                   | .2                             | .2          | .2          |
| \$400 or more per month.....  | -                    | -                            | -            | -                 | -          | -                         | -          | -             | -                  | -                   | -                              | -           | -           |
| Not reported.....   | .6                   | -                            | -            | -                 | -          | -                         | -          | -             | .2                 | -                   | .2                             | .2          | .2          |
| Median.....   | -                    | -                            | -            | -                 | -          | -                         | -          | -             | -                  | -                   | -                              | -           | -           |
| <b>Monthly Cost Paid for Electricity</b>  |                      |                              |              |                   |            |                           |            |               |                    |                     |                                |             |             |
| Electricity used.....   | 321.9                | 11.5                         | 2.0          | .7                | 3.4        | 16.8                      | 5.3        | 73.0          | 19.6               | 10.4                | 112.7                          | 85.6        | 78.8        |
| Less than \$25.....   | 26.9                 | .6                           | .3           | -                 | 1.0        | 1.8                       | .5         | 13.6          | 2.1                | 1.2                 | 18.0                           | 5.8         | 1.5         |
| \$25 to \$49.....   | 143.1                | 5.7                          | 1.4          | .2                | 1.1        | 7.4                       | 2.8        | 35.1          | 9.4                | 5.0                 | 57.8                           | 40.3        | 27.5        |
| \$50 to \$74.....   | 101.9                | 3.2                          | .3           | .6                | .9         | 5.1                       | 1.3        | 17.5          | 6.1                | 2.6                 | 25.3                           | 27.6        | 33.3        |
| \$75 to \$99.....   | 29.4                 | 1.6                          | -            | -                 | .3         | 1.5                       | .6         | 4.2           | 1.3                | .9                  | 6.8                            | 8.2         | 9.2         |
| \$100 to \$149.....   | 14.4                 | .3                           | -            | -                 | .1         | .6                        | .6         | 1.4           | .5                 | .4                  | 3.7                            | 2.8         | 5.4         |
| \$150 to \$199.....   | 3.8                  | -                            | -            | -                 | -          | .5                        | -          | .3            | -                  | .2                  | .5                             | .9          | 1.1         |
| \$200 or more.....  | 1.8                  | .2                           | -            | -                 | -          | -                         | -          | .3            | -                  | .2                  | .2                             | .2          | .6          |
| Median.....   | 48                   | 48                           | -            | -                 | -          | 47                        | 44         | 41            | 48                 | 45                  | 42                             | 48          | 58          |
| Included in rent, other fee, or obtained free.....                              | .9                   | -                            | -            | -                 | -          | -                         | -          | .7            | -                  | -                   | .5                             | -           | .2          |
| <b>Monthly Cost Paid for Piped Gas</b>  |                      |                              |              |                   |            |                           |            |               |                    |                     |                                |             |             |
| Piped gas used.....   | 279.7                | 10.8                         | 1.9          | .6                | 3.2        | 16.2                      | 4.7        | 62.6          | 16.9               | 9.8                 | 106.2                          | 77.2        | 63.7        |
| Less than \$25.....   | 17.7                 | .9                           | -            | .2                | .6         | 1.7                       | -          | 6.6           | 3.0                | 1.2                 | 8.8                            | 4.3         | 3.1         |
| \$25 to \$49.....   | 50.0                 | 3.7                          | .9           | -                 | .5         | 2.0                       | 1.1        | 13.1          | 4.1                | 1.5                 | 21.6                           | 15.7        | 8.6         |
| \$50 to \$74.....   | 115.7                | 4.2                          | .9           | .2                | 1.0        | 4.1                       | 1.5        | 26.4          | 5.2                | 4.5                 | 41.3                           | 33.3        | 26.5        |
| \$75 to \$99.....   | 58.3                 | 1.7                          | .1           | -                 | .7         | 2.8                       | .5         | 9.6           | 3.1                | 1.5                 | 18.8                           | 14.8        | 17.1        |
| \$100 to \$149.....   | 30.7                 | .2                           | -            | -                 | .4         | 3.1                       | 1.2        | 5.7           | 1.4                | .8                  | 12.4                           | 7.2         | 7.7         |
| \$150 to \$199.....   | 5.2                  | -                            | -            | .2                | -          | 1.3                       | .1         | .5            | -                  | .6                  | 2.6                            | 1.3         | .6          |
| \$200 or more.....  | 3.3                  | -                            | -            | -                 | -          | 1.0                       | .2         | .8            | -                  | .8                  | 2.5                            | .2          | .2          |
| Median.....   | 66                   | 64                           | -            | -                 | -          | 77                        | 71         | 61            | 66                 | 62                  | 64                             | 64          | 69          |
| Included in rent, other fee, or obtained free.....                              | .7                   | -                            | -            | -                 | -          | -                         | -          | -             | .1                 | -                   | .2                             | .5          | -           |
| <b>Average Monthly Cost Paid for Fuel Oil</b>                                   |                      |                              |              |                   |            |                           |            |               |                    |                     |                                |             |             |
| Fuel oil used.....  | 50.4                 | -                            | -            | .3                | .8         | 3.5                       | .7         | 15.5          | 3.2                | 1.7                 | 14.3                           | 13.0        | 13.8        |
| Less than \$25.....   | 3.8                  | -                            | -            | -                 | -          | .4                        | -          | .7            | .3                 | .2                  | 1.3                            | .3          | 1.5         |
| \$25 to \$49.....   | 16.5                 | -                            | -            | -                 | .2         | .8                        | .5         | 5.4           | 1.8                | .8                  | 4.9                            | 4.8         | 3.6         |
| \$50 to \$74.....   | 18.8                 | -                            | -            | .1                | .2         | .5                        | .1         | 6.8           | .2                 | .9                  | 4.4                            | 5.2         | 5.9         |
| \$75 to \$99.....   | 5.8                  | -                            | -            | .2                | .2         | .7                        | -          | 1.2           | .5                 | .2                  | 2.1                            | 1.1         | 1.3         |
| \$100 to \$149.....   | 4.3                  | -                            | -            | .2                | .2         | .6                        | -          | 1.5           | .2                 | .4                  | 1.0                            | 1.5         | 1.2         |
| \$150 to \$199.....   | .3                   | -                            | -            | -                 | -          | .2                        | -          | .1            | -                  | -                   | .2                             | -           | .2          |
| \$200 or more.....  | .2                   | -                            | -            | -                 | -          | -                         | -          | -             | -                  | -                   | .2                             | -           | .2          |
| Median.....   | 58                   | -                            | -            | -                 | -          | -                         | -          | 58            | -                  | -                   | 54                             | 56          | 67          |
| Included in rent, other fee, or obtained free.....                              | .7                   | -                            | -            | -                 | -          | .3                        | -          | -             | .1                 | -                   | .5                             | .1          | .1          |
| <b>Property Insurance</b>   |                      |                              |              |                   |            |                           |            |               |                    |                     |                                |             |             |
| Property insurance paid.....  | 315.2                | 11.5                         | 2.0          | .7                | 3.2        | 14.8                      | 5.1        | 70.0          | 18.6               | 8.9                 | 108.1                          | 84.9        | 78.1        |
| Median per month.....   | 19                   | 20                           | -            | -                 | -          | 18                        | 18         | 19            | 19                 | 17                  | 18                             | 19          | 20          |

**Table 3-13. Selected Housing Costs - Owner Occupied Units—Con.**

[Numbers in thousands. For meaning of symbols, see text.]

| Characteristics  | Total occupied units | Housing unit characteristics |              |                   |          | Household characteristics |          |               |                    |                     | Selected subareas <sup>1</sup> |          |            |
|--|----------------------|------------------------------|--------------|-------------------|----------|---------------------------|----------|---------------|--------------------|---------------------|--------------------------------|----------|------------|
|  |                      | New construction 4 yrs       | Mobile homes | Physical problems |          | Black                     | Hispanic | Elderly (65+) | Moved in past year | Below poverty level | Area one                       | Area two | Area three |
|  |                      |                              |              | Severe            | Moderate |                           |          |               |                    |                     |                                |          |            |
| <b>Monthly Costs Paid for Selected Utilities and Fuels</b> |                      |                              |              |                   |          |                           |          |               |                    |                     |                                |          |            |
| Water paid separately                                      | 263.8                | 7.5                          | .8           | .8                | 3.0      | 15.9                      | 4.3      | 62.5          | 14.4               | 8.9                 | 102.9                          | 77.5     | 59.4       |
| Median   | 18                   | 25                           | —            | —                 | —        | 18                        | 18       | 16            | 17                 | 16                  | 16                             | 18       | 22         |
| Trash paid separately                                      | 56.5                 | 3.1                          | —            | —                 | .8       | —                         | .8       | 6.6           | 4.9                | .6                  | —                              | 6.3      | 39.3       |
| Median   | 10-                  | —                            | —            | —                 | —        | —                         | —        | 10-           | 10-                | —                   | —                              | 10-      | 10-        |
| Bottled gas paid separately                                | 5.8                  | .8                           | .1           | .1                | —        | —                         | .2       | .5            | .4                 | .2                  | —                              | .6       | 2.4        |
| Median   | 56                   | —                            | —            | —                 | —        | —                         | —        | —             | —                  | —                   | —                              | —        | —          |
| Other fuel paid separately                                 | 17.6                 | 1.7                          | —            | —                 | —        | .1                        | —        | 2.9           | .5                 | .3                  | 1.9                            | 4.8      | 6.3        |
| Median   | 10-                  | —                            | —            | —                 | —        | —                         | —        | —             | —                  | —                   | —                              | 10-      | 10-        |
| <b>Cost and Ownership Sharing</b>                          |                      |                              |              |                   |          |                           |          |               |                    |                     |                                |          |            |
| Ownership shared by person not living here                 | 8.4                  | .3                           | —            | —                 | —        | 1.1                       | .3       | 1.6           | .9                 | .4                  | 5.4                            | 2.0      | .9         |
| Costs shared by person not living here                     | 1.9                  | .2                           | —            | —                 | —        | —                         | —        | .5            | .1                 | .2                  | 1.3                            | .5       | .2         |
| Costs not shared   | 6.5                  | .2                           | —            | —                 | —        | 1.1                       | .3       | 1.0           | .8                 | .2                  | 4.1                            | 1.6      | .8         |
| Cost sharing not reported                                  | —                    | —                            | —            | —                 | —        | —                         | —        | —             | —                  | —                   | —                              | —        | —          |
| Ownership not shared                                       | 311.2                | 11.2                         | 1.9          | .7                | 3.4      | 15.5                      | 4.8      | 70.9          | 18.3               | 9.7                 | 106.1                          | 83.0     | 77.5       |
| Costs shared by person not living here                     | .7                   | —                            | —            | —                 | —        | .3                        | —        | —             | —                  | —                   | .3                             | .2       | .2         |
| Costs not shared   | 310.0                | 11.2                         | 1.9          | .7                | 3.4      | 15.2                      | 4.8      | 70.9          | 18.3               | 9.7                 | 105.8                          | 82.5     | 77.2       |
| Cost sharing not reported                                  | .5                   | —                            | —            | —                 | —        | —                         | —        | —             | —                  | —                   | —                              | .3       | .2         |
| Ownership sharing not reported                             | 2.4                  | —                            | .1           | —                 | —        | .3                        | .1       | .6            | .4                 | .3                  | 1.2                            | .5       | .3         |
| <b>Monthly Payment for Principal and Interest</b>          |                      |                              |              |                   |          |                           |          |               |                    |                     |                                |          |            |
| Less than \$100  | 6.0                  | —                            | —            | —                 | .4       | 1.1                       | .1       | 1.2           | .2                 | —                   | 5.1                            | 1.3      | .6         |
| \$100 to \$199   | 19.2                 | .3                           | .2           | —                 | .2       | 3.3                       | .2       | .9            | .5                 | 1.7                 | 8.5                            | 4.4      | 3.0        |
| \$200 to \$249   | 13.4                 | .2                           | .1           | —                 | —        | 1.4                       | .4       | .9            | .3                 | .4                  | 5.8                            | 2.0      | 2.6        |
| \$250 to \$299   | 14.2                 | .3                           | .1           | .2                | .2       | 1.0                       | .5       | 1.3           | .7                 | —                   | 6.1                            | 4.0      | 3.2        |
| \$300 to \$349   | 13.7                 | —                            | .1           | .2                | .4       | 1.8                       | .8       | 1.0           | .9                 | .1                  | 5.8                            | 3.2      | 3.2        |
| \$350 to \$399   | 15.5                 | .5                           | —            | .2                | .1       | 1.4                       | .2       | .2            | .2                 | .2                  | 7.0                            | 3.9      | 2.7        |
| \$400 to \$449   | 12.9                 | .5                           | —            | —                 | —        | .9                        | —        | —             | .4                 | —                   | 4.1                            | 3.0      | 3.7        |
| \$450 to \$499   | 12.3                 | —                            | —            | —                 | —        | .5                        | .2       | —             | 1.0                | .2                  | 4.0                            | 2.9      | 3.9        |
| \$500 to \$599   | 24.8                 | 1.6                          | —            | —                 | .2       | 1.5                       | .3       | .4            | 3.2                | .2                  | 5.7                            | 8.5      | 8.1        |
| \$600 to \$699   | 13.9                 | 1.7                          | —            | —                 | —        | —                         | .2       | .4            | 1.4                | .2                  | 1.7                            | 4.1      | 5.6        |
| \$700 to \$799   | 8.4                  | .9                           | —            | —                 | .2       | .4                        | —        | .2            | 1.5                | .2                  | .9                             | 2.3      | 3.9        |
| \$800 to \$999   | 9.7                  | 1.8                          | —            | —                 | —        | .2                        | —        | .2            | 1.6                | —                   | 1.0                            | 2.3      | 4.3        |
| \$1,000 to \$1,249   | 2.3                  | .5                           | —            | —                 | —        | —                         | —        | —             | .7                 | —                   | .1                             | .6       | 1.3        |
| \$1,250 to \$1,499   | 2.2                  | .5                           | —            | —                 | —        | —                         | —        | —             | .5                 | —                   | —                              | .8       | 1.3        |
| \$1,500 or more  | .7                   | .3                           | —            | —                 | .2       | .3                        | .8       | .2            | .2                 | —                   | .2                             | —        | .3         |
| Not reported   | 25.1                 | .9                           | —            | —                 | —        | —                         | —        | —             | 1.7                | .8                  | 8.5                            | 6.5      | 6.9        |
| Median   | 406                  | 666                          | —            | —                 | —        | 268                       | —        | 268           | 549                | 195                 | 322                            | 429      | 513        |
| <b>Average Monthly Cost Paid for Real Estate Taxes</b>     |                      |                              |              |                   |          |                           |          |               |                    |                     |                                |          |            |
| Less than \$25   | 2.2                  | .6                           | .5           | —                 | —        | .3                        | —        | .5            | 1.0                | .1                  | 1.0                            | .2       | .7         |
| \$25 to \$49   | 4.1                  | .9                           | 1.1          | —                 | .2       | 1.2                       | .1       | .6            | 1.0                | .3                  | 2.4                            | .2       | .8         |
| \$50 to \$74   | 9.3                  | 1.2                          | .1           | —                 | .5       | 3.6                       | .2       | 2.6           | 1.7                | .1                  | 6.0                            | .6       | 1.2        |
| \$75 to \$99   | 17.5                 | .4                           | .1           | .2                | .8       | 2.7                       | 1.7      | 4.2           | 1.2                | 1.6                 | 10.9                           | 1.9      | 2.2        |
| \$100 to \$149   | 94.9                 | 2.2                          | .2           | .3                | 1.2      | 5.0                       | 1.7      | 21.3          | 5.5                | 3.1                 | 33.9                           | 19.6     | 23.6       |
| \$150 to \$199   | 106.8                | 2.5                          | —            | .2                | .2       | 3.1                       | .7       | 26.2          | 4.2                | 2.0                 | 49.9                           | 28.1     | 26.7       |
| \$200 or more  | 87.1                 | 3.7                          | —            | —                 | .5       | 1.0                       | .8       | 17.6          | 4.9                | 2.2                 | 17.5                           | 35.0     | 23.4       |
| Median   | 165                  | 159                          | —            | —                 | —        | 107                       | 117      | 164           | 144                | 134                 | 153                            | 186      | 170        |
| <b>Annual Taxes Paid Per \$1,000 Value</b>                 |                      |                              |              |                   |          |                           |          |               |                    |                     |                                |          |            |
| Less than \$5  | 2.5                  | 1.4                          | .1           | —                 | —        | .1                        | —        | —             | 1.6                | —                   | .5                             | .2       | 1.5        |
| \$5 to \$9   | 2.1                  | .9                           | —            | —                 | .2       | —                         | .1       | .4            | .8                 | —                   | .3                             | .3       | 1.2        |
| \$10 to \$14   | 10.7                 | .7                           | .4           | —                 | —        | .1                        | .4       | 1.4           | .9                 | .1                  | .6                             | .7       | 4.7        |
| \$15 to \$19   | 35.4                 | 2.7                          | .6           | .3                | .3       | .6                        | .5       | 3.5           | 2.4                | .9                  | 2.4                            | 2.4      | 20.3       |
| \$20 to \$24   | 57.5                 | 3.7                          | .1           | —                 | .4       | 2.6                       | 1.4      | 9.8           | 2.6                | .9                  | 5.2                            | 13.3     | 26.3       |
| \$25 or more   | 213.8                | 2.1                          | .8           | .4                | 2.5      | 13.3                      | 2.9      | 57.9          | 11.2               | 8.4                 | 103.6                          | 68.6     | 24.9       |
| Median   | 25+                  | 20                           | —            | —                 | —        | 25+                       | 25+      | 25+           | 25+                | 25+                 | 25+                            | 25+      | 22         |
| <b>Routine Maintenance in Last Year</b>                    |                      |                              |              |                   |          |                           |          |               |                    |                     |                                |          |            |
| Less than \$25 per month                                   | 204.7                | 6.6                          | 1.6          | .3                | 2.7      | 10.3                      | 3.5      | 56.6          | 11.7               | 8.6                 | 77.4                           | 51.2     | 47.9       |
| \$25 to \$49   | 60.5                 | 2.0                          | .1           | —                 | .4       | 2.7                       | 1.2      | 6.2           | 3.8                | 1.1                 | 17.2                           | 19.0     | 16.6       |
| \$50 to \$74   | 14.5                 | .7                           | —            | .2                | —        | .7                        | —        | 2.3           | .8                 | .2                  | 4.4                            | 4.5      | 3.4        |
| \$75 to \$99   | 14.9                 | .2                           | —            | —                 | —        | 1.1                       | —        | 1.7           | 1.2                | —                   | 4.4                            | 4.7      | 4.4        |
| \$100 to \$149   | 7.6                  | —                            | —            | —                 | —        | 1.0                       | .1       | 1.7           | .2                 | .2                  | 2.3                            | 2.5      | 2.2        |
| \$150 to \$199   | 6.0                  | .3                           | —            | —                 | .2       | .6                        | —        | 1.0           | .9                 | —                   | 2.1                            | 1.2      | 1.6        |
| \$200 or more per month                                    | 3.8                  | —                            | —            | .2                | .2       | .1                        | .2       | .9            | .2                 | —                   | 1.0                            | .4       | .8         |
| Not reported   | 9.9                  | .3                           | .3           | —                 | —        | .3                        | .2       | 2.8           | .7                 | .3                  | 3.9                            | 2.1      | 1.8        |
| Median   | 25-                  | 25-                          | —            | —                 | —        | 25-                       | 25-      | 25-           | 25-                | 25-                 | 25-                            | 25-      | 25-        |
| <b>Condominium and Cooperative Fee</b>                     |                      |                              |              |                   |          |                           |          |               |                    |                     |                                |          |            |
| Fee paid   | 11.7                 | 1.7                          | —            | —                 | —        | .1                        | .1       | 3.5           | 1.8                | .2                  | 4.9                            | 3.5      | 2.0        |
| Less than \$25 per month                                   | .2                   | —                            | —            | —                 | —        | —                         | —        | .2            | —                  | —                   | .2                             | —        | —          |
| \$25 to \$49   | .3                   | .2                           | —            | —                 | —        | —                         | —        | —             | —                  | —                   | —                              | —        | .2         |
| \$50 to \$74   | 1.6                  | .8                           | —            | —                 | —        | .1                        | —        | .3            | .3                 | —                   | .6                             | .5       | .3         |
| \$75 to \$99   | 4.9                  | .5                           | —            | —                 | —        | —                         | .1       | 1.1           | .9                 | —                   | 1.7                            | 1.9      | .8         |
| \$100 to \$149   | 2.7                  | —                            | —            | —                 | —        | —                         | —        | .9            | .3                 | —                   | 1.4                            | .9       | .3         |
| \$150 to \$199   | .9                   | .5                           | —            | —                 | —        | —                         | —        | .7            | —                  | .2                  | .4                             | —        | .5         |
| \$200 or more per month                                    | .8                   | —                            | —            | —                 | —        | —                         | —        | .3            | .2                 | —                   | .5                             | .3       | —          |
| Not reported   | .1                   | —                            | —            | —                 | —        | —                         | —        | —             | —                  | —                   | .1                             | —        | —          |
| Median   | 93                   | —                            | —            | —                 | —        | —                         | —        | —             | —                  | —                   | 98                             | —        | —          |
| <b>Other Housing Costs Per Month</b>                       |                      |                              |              |                   |          |                           |          |               |                    |                     |                                |          |            |
| Homeowner association fee paid                             | 11.6                 | 1.7                          | —            | —                 | —        | .1                        | .1       | 3.5           | 1.8                | .2                  | 4.7                            | 3.5      | 2.0        |
| Median   | 93                   | —                            | —            | —                 | —        | —                         | —        | —             | —                  | —                   | 96                             | —        | —          |
| Mobile home park fee paid                                  | .2                   | —                            | .2           | —                 | —        | —                         | —        | .2            | —                  | —                   | .2                             | —        | —          |
| Median   | —                    | —                            | —            | —                 | —        | —                         | —        | —             | —                  | —                   | —                              | —        | —          |
| Land rent fee paid   | —                    | —                            | —            | —                 | —        | —                         | —        | —             | —                  | —                   | —                              | —        | —          |
| Median   | —                    | —                            | —            | —                 | —        | —                         | —        | —             | —                  | —                   | —                              | —        | —          |

<sup>1</sup>See back cover for details.

<sup>2</sup>May reflect a temporary situation, living off savings, or response error.

**Table 3-14. Value, Purchase Price, and Source of Down Payment - Owner Occupied Units**

[Numbers in thousands. For meaning of symbols, see text.]

| Characteristics                                      | Total occupied units | Housing unit characteristics |              |                   |            | Household characteristics |               |               |                    |                     | Selected subareas <sup>1</sup> |               |               |
|--|----------------------|------------------------------|--------------|-------------------|------------|---------------------------|---------------|---------------|--------------------|---------------------|--------------------------------|---------------|---------------|
|  |                      | New construction 4 yrs       | Mobile homes | Physical problems |            | Black                     | Hispanic      | Elderly (65+) | Moved in past year | Below poverty level | Area one                       | Area two      | Area three    |
|  |                      |                              |              | Severe            | Moderate   |                           |               |               |                    |                     |                                |               |               |
| <b>Total</b> .....                                   | <b>321.9</b>         | <b>11.5</b>                  | <b>2.0</b>   | <b>.7</b>         | <b>3.4</b> | <b>16.8</b>               | <b>5.3</b>    | <b>73.0</b>   | <b>19.6</b>        | <b>10.4</b>         | <b>112.7</b>                   | <b>65.6</b>   | <b>76.8</b>   |
| <b>Value</b>   |                      |                              |              |                   |            |                           |               |               |                    |                     |                                |               |               |
| Less than \$10,000.....                              | 1.7                  | -                            | .3           | -                 | -          | .5                        | -             | .9            | .2                 | .3                  | 1.5                            | .2            | -             |
| \$10,000 to \$19,999.....                            | 7.2                  | -                            | .8           | -                 | .2         | 1.8                       | .4            | 1.8           | .7                 | .7                  | 5.3                            | .3            | 1.2           |
| \$20,000 to \$29,999.....                            | 12.9                 | .3                           | .4           | -                 | .8         | 3.7                       | -             | 4.0           | .8                 | 1.1                 | 11.7                           | .2            | .3            |
| \$30,000 to \$39,999.....                            | 21.1                 | .4                           | .5           | .2                | .5         | 5.1                       | 1.5           | 4.6           | .6                 | 2.4                 | 17.7                           | 2.1           | .2            |
| \$40,000 to \$49,999.....                            | 30.4                 | -                            | -            | -                 | .8         | 2.0                       | .7            | 8.5           | 1.2                | 1.0                 | 20.7                           | 6.7           | 1.7           |
| \$50,000 to \$59,999.....                            | 39.2                 | .6                           | -            | .2                | .2         | 2.2                       | .3            | 11.6          | 3.1                | .4                  | 20.7                           | 11.2          | 3.3           |
| \$60,000 to \$69,999.....                            | 46.6                 | .9                           | -            | .2                | .2         | .5                        | .5            | 12.5          | 2.2                | 1.4                 | 18.8                           | 14.4          | 7.8           |
| \$70,000 to \$79,999.....                            | 39.4                 | .3                           | -            | -                 | -          | .4                        | .4            | 10.2          | 1.4                | 1.1                 | 7.8                            | 13.4          | 11.9          |
| \$80,000 to \$89,999.....                            | 56.1                 | 2.3                          | -            | -                 | .4         | .4                        | .4            | 9.2           | 3.9                | .8                  | 4.8                            | 17.0          | 22.8          |
| \$100,000 to \$119,999.....                          | 25.4                 | 2.2                          | -            | .1                | .4         | .4                        | .6            | 3.8           | 1.6                | 1.0                 | 1.6                            | 8.4           | 10.1          |
| \$120,000 to \$149,999.....                          | 21.9                 | 1.9                          | -            | -                 | -          | -                         | -             | 3.9           | 1.2                | -                   | 1.8                            | 7.1           | 7.9           |
| \$150,000 to \$199,999.....                          | 11.8                 | 1.2                          | -            | -                 | -          | -                         | .2            | 1.3           | 1.7                | .2                  | .1                             | 3.0           | 6.7           |
| \$200,000 to \$249,999.....                          | 4.6                  | .8                           | -            | -                 | -          | -                         | .3            | .5            | .3                 | -                   | .1                             | .8            | 2.8           |
| \$250,000 to \$299,999.....                          | 1.0                  | .2                           | -            | -                 | -          | -                         | -             | -             | .8                 | -                   | -                              | -             | .8            |
| \$300,000 or more.....                               | 2.5                  | .5                           | -            | -                 | -          | -                         | -             | .4            | -                  | -                   | -                              | .7            | 1.4           |
| <b>Median</b> .....                                  | <b>70 455</b>        | <b>108 327</b>               |              |                   |            | <b>34 880</b>             | <b>51 997</b> | <b>64 131</b> | <b>76 182</b>      | <b>46 636</b>       | <b>49 706</b>                  | <b>75 645</b> | <b>91 529</b> |
| <b>Value-Income Ratio</b>                            |                      |                              |              |                   |            |                           |               |               |                    |                     |                                |               |               |
| Less than 1.5.....                                   | 103.8                | 2.1                          | 1.6          | -                 | 1.5        | 9.6                       | 2.7           | 10.0          | 6.3                | .5                  | 50.6                           | 23.2          | 17.4          |
| 1.5 to 1.9.....                                      | 58.0                 | 1.7                          | .1           | .4                | .7         | 1.5                       | .4            | 6.4           | 4.5                | .2                  | 16.0                           | 16.6          | 16.9          |
| 2.0 to 2.4.....                                      | 53.4                 | 2.7                          | .1           | .2                | .4         | 1.1                       | .9            | 7.3           | 5.5                | -                   | 13.6                           | 16.6          | 15.7          |
| 2.5 to 2.9.....                                      | 25.8                 | 2.0                          | .2           | -                 | .4         | 1.0                       | .4            | 7.6           | 1.2                | .2                  | 6.3                            | 5.5           | 7.3           |
| 3.0 to 3.9.....                                      | 33.0                 | 1.2                          | -            | .1                | .2         | .9                        | .2            | 12.8          | 1.3                | .5                  | 9.3                            | 9.2           | 9.9           |
| 4.0 to 4.9.....                                      | 13.5                 | .6                           | -            | -                 | -          | .5                        | .5            | 7.5           | .7                 | .7                  | 4.9                            | 4.0           | 3.1           |
| 5.0 or more.....                                     | 33.7                 | 1.1                          | -            | -                 | .2         | 2.0                       | .1            | 21.4          | .2                 | .7                  | 11.1                           | 10.5          | 6.9           |
| Zero or negative income.....                         | .9                   | -                            | -            | -                 | -          | .2                        | -             | -             | -                  | .7                  | .7                             | -             | .2            |
| <b>Median</b> .....                                  | <b>2.0</b>           | <b>2.4</b>                   |              |                   |            | <b>1.5</b>                | <b>1.5</b>    | <b>3.4</b>    | <b>1.9</b>         | <b>5.0+</b>         | <b>1.7</b>                     | <b>2.1</b>    | <b>2.2</b>    |
| <b>Other Activities on Property<sup>2</sup></b>      |                      |                              |              |                   |            |                           |               |               |                    |                     |                                |               |               |
| Commercial establishment.....                        | 4.5                  | -                            | -            | -                 | .2         | .3                        | -             | 1.0           | .4                 | -                   | 2.1                            | 1.0           | 1.3           |
| Medical or dental office.....                        | .5                   | -                            | -            | -                 | -          | -                         | -             | .5            | -                  | -                   | .5                             | -             | -             |
| Neither.....   | 317.4                | 11.5                         | 2.0          | .7                | 3.2        | 16.5                      | 5.3           | 72.0          | 19.2               | 10.4                | 110.6                          | 64.6          | 77.6          |
| <b>Year Unit Acquired</b>                            |                      |                              |              |                   |            |                           |               |               |                    |                     |                                |               |               |
| 1990 to 1994.....                                    | -                    | -                            | -            | -                 | -          | -                         | -             | -             | -                  | -                   | -                              | -             | -             |
| 1985 to 1989.....                                    | 68.7                 | 10.4                         | .7           | .2                | 1.1        | 2.3                       | 1.2           | 3.6           | 18.4               | .2                  | 18.7                           | 16.5          | 23.3          |
| 1980 to 1984.....                                    | 47.9                 | 1.1                          | -            | .3                | .3         | 3.0                       | 1.3           | 1.7           | .1                 | 1.5                 | 15.6                           | 12.3          | 12.9          |
| 1975 to 1979.....                                    | 58.3                 | -                            | .5           | -                 | .4         | 3.1                       | 1.5           | 5.4           | -                  | .8                  | 20.1                           | 14.7          | 13.0          |
| 1970 to 1974.....                                    | 38.8                 | -                            | .5           | -                 | .9         | 4.2                       | .5            | 7.2           | .3                 | 1.8                 | 15.0                           | 7.3           | 9.3           |
| 1960 to 1969.....                                    | 53.1                 | -                            | -            | .2                | .4         | 3.1                       | .4            | 14.6          | .1                 | 2.0                 | 18.2                           | 16.4          | 11.7          |
| 1950 to 1959.....                                    | 39.0                 | -                            | -            | .1                | -          | .4                        | -             | 25.9          | -                  | 2.9                 | 15.5                           | 13.5          | 7.2           |
| 1940 to 1949.....                                    | 10.5                 | -                            | -            | .2                | .2         | .2                        | .2            | 9.9           | -                  | .4                  | 5.8                            | 3.3           | .7            |
| 1939 or earlier.....                                 | 4.0                  | -                            | -            | .2                | .2         | -                         | -             | 4.0           | -                  | .2                  | 2.1                            | .7            | .4            |
| Not reported.....                                    | 3.5                  | -                            | -            | -                 | -          | .5                        | .1            | .7            | .6                 | .7                  | 1.8                            | .9            | .3            |
| <b>Median</b> .....                                  | <b>1976</b>          |                              |              |                   |            | <b>1975</b>               | <b>1980</b>   | <b>1959</b>   | <b>1985+</b>       | <b>1967</b>         | <b>1975</b>                    | <b>1975</b>   | <b>1979</b>   |
| <b>First Time Owners</b>                             |                      |                              |              |                   |            |                           |               |               |                    |                     |                                |               |               |
| First home ever owned.....                           | 159.5                | 3.2                          | .7           | .5                | 2.0        | 11.3                      | 2.8           | 34.5          | 7.5                | 6.1                 | 71.7                           | 40.5          | 29.0          |
| Not first home.....                                  | 159.0                | 8.2                          | 1.2          | .2                | 1.4        | 5.3                       | 2.3           | 38.1          | 11.5               | 4.0                 | 39.3                           | 44.3          | 49.4          |
| Not reported.....                                    | 3.4                  | .2                           | .1           | -                 | -          | .3                        | .1            | .4            | .6                 | .3                  | 1.7                            | .7            | .5            |
| <b>Purchase Price</b>                                |                      |                              |              |                   |            |                           |               |               |                    |                     |                                |               |               |
| Home purchased or built.....                         | 316.7                | 11.5                         | 2.0          | .7                | 3.0        | 16.3                      | 5.1           | 71.6          | 18.9               | 9.7                 | 109.5                          | 64.7          | 78.2          |
| Less than \$10,000.....                              | 15.8                 | -                            | .6           | -                 | .2         | 2.4                       | .4            | 10.4          | .4                 | 1.4                 | 9.2                            | 3.9           | 1.2           |
| \$10,000 to \$19,999.....                            | 56.0                 | -                            | .5           | .2                | .9         | 5.1                       | .4            | 23.8          | .4                 | 4.0                 | 28.3                           | 13.6          | 8.8           |
| \$20,000 to \$29,999.....                            | 42.1                 | .1                           | .2           | .4                | -          | 2.4                       | 1.3           | 12.4          | .3                 | 1.2                 | 19.4                           | 9.8           | 7.8           |
| \$30,000 to \$39,999.....                            | 33.4                 | .4                           | .5           | -                 | .8         | 1.8                       | 1.0           | 5.3           | .4                 | .7                  | 14.5                           | 8.0           | 5.2           |
| \$40,000 to \$49,999.....                            | 31.3                 | .2                           | -            | .4                | .2         | 2.1                       | .3            | 2.5           | 1.7                | -                   | 11.6                           | 9.1           | 7.3           |
| \$50,000 to \$59,999.....                            | 29.9                 | 1.4                          | -            | .4                | .4         | .8                        | .1            | 3.9           | 3.6                | .4                  | 10.3                           | 8.0           | 7.4           |
| \$60,000 to \$69,999.....                            | 20.5                 | .3                           | -            | -                 | -          | .4                        | -             | 1.9           | 1.7                | .2                  | 4.8                            | 7.2           | 4.4           |
| \$70,000 to \$79,999.....                            | 23.0                 | 1.7                          | -            | -                 | .2         | .2                        | .4            | .9            | 1.7                | .2                  | 2.0                            | 6.6           | 9.3           |
| \$80,000 to \$89,999.....                            | 22.6                 | 2.6                          | -            | .4                | .4         | .4                        | .4            | 1.2           | 3.6                | .2                  | 1.1                            | 6.5           | 10.3          |
| \$100,000 to \$119,999.....                          | 8.3                  | .9                           | -            | -                 | -          | -                         | -             | 1.1           | 1.1                | .2                  | 1.2                            | 2.7           | 3.2           |
| \$120,000 to \$149,999.....                          | 6.4                  | 1.4                          | -            | -                 | -          | -                         | .2            | .2            | .7                 | -                   | -                              | 1.8           | 3.8           |
| \$150,000 to \$199,999.....                          | 3.8                  | .3                           | -            | -                 | -          | -                         | .2            | .4            | .7                 | -                   | -                              | .4            | 2.5           |
| \$200,000 to \$249,999.....                          | 2.0                  | .8                           | -            | -                 | -          | -                         | -             | .4            | .5                 | -                   | .2                             | .2            | 1.6           |
| \$250,000 to \$299,999.....                          | .5                   | .2                           | -            | -                 | -          | -                         | -             | .2            | .2                 | -                   | .2                             | .2            | .6            |
| \$300,000 or more.....                               | 1.2                  | .3                           | -            | -                 | -          | -                         | -             | -             | -                  | -                   | .2                             | .4            | .8            |
| Not reported.....                                    | 18.8                 | .9                           | .2           | .1                | .2         | .8                        | .6            | 7.4           | .8                 | 1.4                 | 6.7                            | 5.7           | 4.3           |
| <b>Median</b> .....                                  | <b>40 346</b>        | <b>69 246</b>                |              |                   |            | <b>20 832</b>             | <b>31 292</b> | <b>19 087</b> | <b>73 155</b>      | <b>16 773</b>       | <b>27 157</b>                  | <b>43 612</b> | <b>58 912</b> |
| Received as inheritance or gift.....                 | 1.8                  | -                            | -            | -                 | .4         | .1                        | -             | .9            | -                  | -                   | 1.4                            | -             | .3            |
| Not reported.....                                    | 3.4                  | -                            | -            | -                 | -          | .5                        | .1            | .6            | .6                 | .7                  | 1.8                            | .9            | .3            |
| <b>Major Source of Down Payment</b>                  |                      |                              |              |                   |            |                           |               |               |                    |                     |                                |               |               |
| Home purchased or built.....                         | 316.7                | 11.5                         | 2.0          | .7                | 3.0        | 16.3                      | 5.1           | 71.6          | 18.9               | 9.7                 | 109.5                          | 64.7          | 78.2          |
| Sale of previous home.....                           | 106.9                | 4.8                          | .5           | .7                | .7         | 1.4                       | 1.7           | 25.6          | 5.8                | 1.6                 | 21.3                           | 31.5          | 35.6          |
| Savings or cash on hand.....                         | 172.8                | 5.3                          | 1.1          | .5                | .9         | 12.6                      | 3.0           | 38.8          | 8.7                | 6.0                 | 74.0                           | 44.0          | 34.7          |
| Sale of other investment.....                        | 3.1                  | .2                           | -            | -                 | .2         | -                         | -             | .7            | .6                 | -                   | .9                             | 1.3           | .8            |
| Borrowing, other than mortgage on this property..... | 8.4                  | .2                           | .1           | -                 | .4         | -                         | .1            | 1.8           | 1.0                | .2                  | 2.7                            | 3.0           | 1.5           |
| Inheritance or gift.....                             | 7.0                  | .2                           | -            | .2                | .2         | .2                        | .1            | .6            | 1.0                | .6                  | 2.6                            | 1.8           | 2.3           |
| Land where building built used for financing.....    | 2.5                  | .3                           | -            | -                 | -          | -                         | -             | .6            | .2                 | -                   | .4                             | .5            | .5            |
| Other.....   | 3.5                  | -                            | -            | -                 | .4         | .4                        | -             | .6            | .7                 | .3                  | 2.0                            | .7            | .4            |
| No down payment.....                                 | 9.2                  | .5                           | -            | .2                | -          | 1.4                       | .2            | 1.6           | .7                 | .7                  | 4.2                            | 1.1           | 1.9           |
| Not reported.....                                    | 3.5                  | .2                           | .3           | -                 | .2         | .2                        | .2            | 1.3           | .3                 | .2                  | 1.3                            | .7            | .5            |

<sup>1</sup>See back cover for details.

<sup>2</sup>Figures may not add to total because more than one category may apply to a unit.

**Table 3-15. Mortgage Characteristics - Owner Occupied Units**

[Numbers in thousands. For meaning of symbols, see text.]

| Characteristics   | Total occupied units | Housing unit characteristics |              |                   |            | Household characteristics |            |               |                    |                     | Selected subareas <sup>1</sup> |             |             |
|---|----------------------|------------------------------|--------------|-------------------|------------|---------------------------|------------|---------------|--------------------|---------------------|--------------------------------|-------------|-------------|
|   |                      | New construction 4 yrs       | Mobile homes | Physical problems |            | Black                     | Hispanic   | Elderly (65+) | Moved in past year | Below poverty level | Area one                       | Area two    | Area three  |
|   |                      |                              |              | Severe            | Moderate   |                           |            |               |                    |                     |                                |             |             |
| <b>Total</b> .....  | <b>321.9</b>         | <b>11.5</b>                  | <b>2.0</b>   | <b>.7</b>         | <b>3.4</b> | <b>18.8</b>               | <b>5.3</b> | <b>73.0</b>   | <b>19.6</b>        | <b>10.4</b>         | <b>112.7</b>                   | <b>85.6</b> | <b>78.8</b> |
| <b>Mortgages Currently on Property</b>                        |                      |                              |              |                   |            |                           |            |               |                    |                     |                                |             |             |
| None, owned free and clear.....                               | 125.7                | 2.0                          | 1.5          | .1                | 1.3        | 2.9                       | 1.6        | 65.1          | 2.1                | 6.3                 | 48.0                           | 37.9        | 24.0        |
| With mortgage or land contract.....                           | 196.2                | 9.5                          | .5           | .8                | 2.1        | 13.9                      | 3.7        | 8.0           | 17.4               | 4.1                 | 64.7                           | 47.7        | 54.8        |
| One mortgage or land contract.....                            | 173.4                | 8.6                          | .5           | .8                | 1.9        | 12.2                      | 3.5        | 7.2           | 17.0               | 3.3                 | 57.4                           | 40.8        | 48.9        |
| Two mortgages.....  | 20.0                 | .9                           | -            | -                 | .2         | 1.3                       | .2         | .4            | .3                 | .6                  | 6.3                            | 6.3         | 5.0         |
| Three or more mortgages.....                                  | .2                   | -                            | -            | -                 | -          | -                         | -          | -             | -                  | -                   | -                              | -           | .2          |
| Number of mortgages not reported.....                         | 2.6                  | -                            | -            | -                 | -          | .3                        | -          | .4            | .1                 | .3                  | .9                             | .6          | .7          |
| <b>OWNERS WITH ONE OR MORE MORTGAGES</b>                      |                      |                              |              |                   |            |                           |            |               |                    |                     |                                |             |             |
| <b>Total</b> .....  | <b>196.2</b>         | <b>9.5</b>                   | <b>.5</b>    | <b>.8</b>         | <b>2.1</b> | <b>13.9</b>               | <b>3.7</b> | <b>8.0</b>    | <b>17.4</b>        | <b>4.1</b>          | <b>64.7</b>                    | <b>47.7</b> | <b>54.8</b> |
| <b>Type of Primary Mortgage</b>                               |                      |                              |              |                   |            |                           |            |               |                    |                     |                                |             |             |
| FHA.....  | 14.6                 | .2                           | -            | -                 | -          | 4.0                       | .7         | -             | 2.0                | .6                  | 9.0                            | 2.0         | 3.0         |
| VA.....   | 20.5                 | .3                           | -            | -                 | -          | 2.5                       | .8         | .8            | 1.1                | .8                  | 10.9                           | 4.0         | 3.8         |
| Farmers Home Administration.....                              | .8                   | .3                           | -            | -                 | -          | -                         | -          | -             | .2                 | -                   | -                              | -           | .4          |
| Other types.....  | 156.4                | 8.8                          | .5           | .8                | 2.1        | 7.1                       | 2.4        | 6.8           | 13.9               | 2.3                 | 43.2                           | 40.9        | 46.7        |
| Don't know.....   | .8                   | -                            | -            | -                 | -          | -                         | -          | -             | .2                 | .2                  | .4                             | .2          | .2          |
| Not reported.....   | 3.0                  | -                            | -            | -                 | -          | .3                        | -          | .4            | .1                 | .3                  | 1.1                            | .6          | .7          |
| <b>Lower Cost State and Local Mortgages</b>                   |                      |                              |              |                   |            |                           |            |               |                    |                     |                                |             |             |
| State or local program used.....                              | 22.7                 | .5                           | -            | -                 | .2         | 2.4                       | 1.2        | 1.0           | 2.5                | .7                  | 13.4                           | 4.7         | 3.2         |
| Not used.....   | 169.8                | 9.1                          | .5           | .8                | 1.7        | 10.7                      | 2.4        | 6.8           | 14.6               | 2.9                 | 49.4                           | 42.2        | 50.7        |
| Not reported.....   | 3.7                  | -                            | -            | -                 | .2         | .7                        | -          | .4            | .3                 | .5                  | 1.9                            | .8          | .9          |
| <b>Mortgage Origination</b>                                   |                      |                              |              |                   |            |                           |            |               |                    |                     |                                |             |             |
| Placed new mortgage(s).....                                   | 172.4                | 8.9                          | .5           | .6                | 1.9        | 12.2                      | 3.5        | 6.8           | 16.2               | 3.5                 | 57.1                           | 40.2        | 48.7        |
| Primary obtained when property acquired.....                  | 133.3                | 8.8                          | .5           | .2                | 1.9        | 10.8                      | 2.4        | 4.3           | 16.2               | 2.5                 | 47.1                           | 30.1        | 36.7        |
| Obtained later.....   | 39.1                 | -                            | -            | .4                | -          | 1.4                       | 1.1        | 2.6           | -                  | 1.0                 | 10.0                           | 10.1        | 12.0        |
| Date not reported.....  | -                    | -                            | -            | -                 | -          | -                         | -          | -             | -                  | -                   | -                              | -           | -           |
| Assumed.....  | 3.5                  | -                            | -            | -                 | -          | .2                        | -          | .3            | .8                 | -                   | 1.2                            | 1.2         | .8          |
| Wrap-around.....  | -                    | -                            | -            | -                 | -          | -                         | -          | -             | -                  | -                   | -                              | -           | -           |
| Combination of the above.....                                 | 17.5                 | .5                           | -            | -                 | .2         | 1.1                       | .2         | .4            | .2                 | .4                  | 5.2                            | 5.7         | 4.6         |
| Origin not reported.....                                      | 2.8                  | .2                           | -            | -                 | -          | .3                        | -          | .4            | .3                 | .3                  | 1.1                            | .6          | .7          |
| <b>Payment Plan of Primary Mortgage</b>                       |                      |                              |              |                   |            |                           |            |               |                    |                     |                                |             |             |
| Fixed payment, self amortizing.....                           | 144.7                | 6.5                          | .2           | .6                | 1.7        | 10.9                      | 3.0        | 5.3           | 11.2               | 2.9                 | 52.4                           | 35.1        | 37.8        |
| Adjustable rate mortgage.....                                 | 30.9                 | 2.0                          | .2           | -                 | .2         | 1.1                       | .2         | .5            | 3.1                | .4                  | 7.1                            | 8.8         | 9.4         |
| Adjustable term mortgage.....                                 | .2                   | -                            | -            | -                 | -          | -                         | -          | -             | -                  | -                   | -                              | -           | -           |
| Graduated payment mortgage.....                               | 2.2                  | .2                           | -            | -                 | .2         | .5                        | -          | .2            | .2                 | -                   | .7                             | .3          | 1.2         |
| Balloon.....  | 1.5                  | -                            | -            | -                 | -          | -                         | -          | .2            | .4                 | .2                  | .4                             | .2          | .5          |
| Other.....  | 1.5                  | .2                           | -            | -                 | -          | -                         | .2         | .5            | .5                 | -                   | .4                             | .4          | 1.1         |
| Combination of the above.....                                 | 1.6                  | .4                           | .1           | -                 | -          | .5                        | -          | .3            | .3                 | -                   | .2                             | .4          | .9          |
| Not reported.....   | 13.7                 | .3                           | -            | -                 | -          | 1.4                       | .3         | 1.8           | 1.7                | .6                  | 3.9                            | 2.4         | 3.9         |
| <b>Payment Plan of Secondary Mortgage</b>                     |                      |                              |              |                   |            |                           |            |               |                    |                     |                                |             |             |
| Units with two or more mortgages.....                         | 20.2                 | .9                           | -            | -                 | .2         | 1.3                       | .2         | .4            | .3                 | .6                  | 6.3                            | 6.3         | 5.1         |
| Fixed payment, self amortizing.....                           | 10.3                 | .5                           | -            | -                 | .2         | .8                        | -          | .2            | .2                 | .2                  | 3.6                            | 2.6         | 2.6         |
| Adjustable rate mortgage.....                                 | 2.2                  | .3                           | -            | -                 | -          | -                         | -          | -             | .2                 | .2                  | 1.0                            | .5          | .3          |
| Adjustable term mortgage.....                                 | .2                   | -                            | -            | -                 | -          | .2                        | -          | -             | -                  | -                   | .2                             | -           | -           |
| Graduated payment mortgage.....                               | -                    | -                            | -            | -                 | -          | -                         | -          | -             | -                  | -                   | -                              | -           | .2          |
| Balloon.....  | .4                   | -                            | -            | -                 | -          | -                         | -          | -             | -                  | -                   | -                              | .2          | .2          |
| Other.....  | -                    | -                            | -            | -                 | -          | -                         | -          | -             | -                  | -                   | -                              | -           | .4          |
| Combination of the above.....                                 | .7                   | -                            | -            | -                 | -          | -                         | -          | -             | -                  | -                   | .1                             | -           | .4          |
| Not reported.....   | 6.4                  | .2                           | -            | -                 | -          | .5                        | .2         | .2            | .2                 | .2                  | 1.4                            | 3.0         | 1.6         |
| <b>Lenders of Primary and Secondary Mortgages</b>             |                      |                              |              |                   |            |                           |            |               |                    |                     |                                |             |             |
| Only borrowed from firm(s).....                               | 182.3                | 9.4                          | .5           | .6                | 2.0        | 12.5                      | 3.5        | 7.4           | 16.6               | 3.5                 | 59.1                           | 44.9        | 51.5        |
| Only borrowed from seller.....                                | 2.2                  | -                            | -            | -                 | .1         | .1                        | -          | -             | .3                 | .2                  | 1.1                            | -           | .6          |
| Only borrowed from other individual(s).....                   | 1.7                  | -                            | -            | -                 | -          | -                         | -          | .2            | -                  | -                   | .8                             | .5          | .2          |
| Borrowed from a firm and seller.....                          | .3                   | -                            | -            | -                 | -          | -                         | -          | -             | -                  | -                   | -                              | .1          | -           |
| Borrowed from a firm and other individual.....                | .9                   | .2                           | -            | -                 | -          | -                         | -          | -             | -                  | -                   | -                              | .4          | .5          |
| Borrowed from seller and other individual.....                | -                    | -                            | -            | -                 | -          | -                         | -          | -             | -                  | -                   | -                              | -           | -           |
| One or both sources not reported.....                         | 8.7                  | -                            | -            | -                 | -          | 1.3                       | .2         | .4            | .5                 | .5                  | 3.8                            | 1.8         | 2.0         |
| <b>Items Included in Primary Mortgage Payment<sup>2</sup></b> |                      |                              |              |                   |            |                           |            |               |                    |                     |                                |             |             |
| Principal and interest only.....                              | 38.3                 | 2.1                          | .3           | .2                | .2         | 1.9                       | .4         | 3.6           | 2.4                | 1.1                 | 9.1                            | 7.2         | 11.6        |
| Property taxes.....   | 148.3                | 7.0                          | .1           | .4                | 2.0        | 11.2                      | 3.3        | 3.8           | 14.2               | 2.7                 | 53.5                           | 36.7        | 41.0        |
| Property insurance.....                                       | 90.0                 | 4.5                          | .2           | .4                | 1.2        | 9.0                       | 2.3        | 1.8           | 9.1                | 1.7                 | 34.1                           | 21.0        | 24.5        |
| Other.....  | 13.9                 | .8                           | -            | -                 | .4         | -                         | .5         | .1            | 1.8                | -                   | 4.9                            | 3.8         | 4.8         |
| Not reported.....   | 5.3                  | -                            | -            | -                 | -          | .5                        | -          | .6            | .7                 | .3                  | 1.4                            | 1.8         | 1.1         |
| <b>Year Primary Mortgage Originated</b>                       |                      |                              |              |                   |            |                           |            |               |                    |                     |                                |             |             |
| 1990 to 1994.....   | -                    | -                            | -            | -                 | -          | -                         | -          | -             | -                  | -                   | -                              | -           | -           |
| 1985 to 1989.....   | 88.3                 | 8.9                          | .3           | .4                | 1.0        | 3.2                       | 1.3        | 2.3           | 17.0               | 1.4                 | 22.5                           | 22.1        | 30.3        |
| 1980 to 1984.....   | 31.4                 | .6                           | .1           | -                 | .1         | 2.6                       | 1.0        | .2            | .1                 | .4                  | 12.5                           | 6.6         | 7.8         |
| 1975 to 1979.....   | 35.4                 | -                            | .1           | -                 | .2         | 2.4                       | 1.1        | 1.1           | .4                 | .4                  | 13.2                           | 9.1         | 7.8         |
| 1970 to 1974.....   | 20.5                 | -                            | -            | .2                | .6         | 3.2                       | .2         | 1.7           | -                  | 1.0                 | 7.3                            | 5.1         | 4.8         |
| 1960 to 1969.....   | 18.3                 | -                            | -            | .2                | .2         | 2.0                       | -          | 1.9           | .1                 | .5                  | 7.2                            | 3.9         | 3.0         |
| 1950 to 1959.....   | .7                   | -                            | -            | -                 | -          | .1                        | -          | .2            | -                  | .1                  | .3                             | .2          | .2          |
| 1949 or earlier.....  | -                    | -                            | -            | -                 | -          | -                         | -          | -             | -                  | -                   | -                              | -           | -           |
| Not reported.....   | 3.7                  | -                            | -            | -                 | -          | .3                        | -          | .6            | .1                 | .3                  | 1.6                            | .6          | .9          |
| Median.....   | 1984                 | -                            | -            | -                 | -          | 1978                      | -          | 1976          | 1985+              | 1978                | 1981                           | 1984        | 1985+       |

**Table 3-15. Mortgage Characteristics - Owner Occupied Units—Con.**

[Numbers in thousands. For meaning of symbols, see text.]

| Characteristics  | Total occupied units | Housing unit characteristics |              |                   |          | Household characteristics |          |               |                    |                     | Selected subareas <sup>1</sup> |          |            |
|--|----------------------|------------------------------|--------------|-------------------|----------|---------------------------|----------|---------------|--------------------|---------------------|--------------------------------|----------|------------|
|  |                      | New construction 4 yrs       | Mobile homes | Physical problems |          | Black                     | Hispanic | Elderly (65+) | Moved in past year | Below poverty level | Area one                       | Area two | Area three |
|  |                      |                              |              | Severe            | Moderate |                           |          |               |                    |                     |                                |          |            |
| <b>OWNERS WITH ONE OR MORE MORTGAGES—Con.</b>                |                      |                              |              |                   |          |                           |          |               |                    |                     |                                |          |            |
| <b>Term of Primary Mortgage at Origination or Assumption</b> |                      |                              |              |                   |          |                           |          |               |                    |                     |                                |          |            |
| Less than 8 years  | 2.5                  | .7                           | .1           | --                | --       | .1                        | --       | --            | 1.2                | .2                  | .7                             | .6       | .6         |
| 8 to 12 years  | 1.3                  | .1                           | .4           | --                | --       | --                        | --       | .3            | .3                 | --                  | .6                             | --       | .2         |
| 13 to 17 years   | 14.1                 | 2.2                          | --           | --                | .2       | .5                        | .3       | .3            | 2.1                | --                  | 3.8                            | 3.8      | 4.7        |
| 18 to 22 years   | 10.6                 | .2                           | --           | --                | .2       | 1.5                       | .1       | .8            | .7                 | .2                  | 5.6                            | 1.7      | 2.0        |
| 23 to 27 years   | 21.7                 | .2                           | --           | --                | .4       | 2.2                       | --       | .4            | .6                 | .6                  | 7.8                            | 6.2      | 4.9        |
| 28 to 32 years   | 93.3                 | 5.6                          | --           | --                | .2       | 7.0                       | 2.0      | 1.9           | 11.1               | 1.4                 | 32.8                           | 22.3     | 26.9       |
| 33 years or more   | 1.3                  | .3                           | --           | --                | --       | --                        | --       | --            | .2                 | --                  | .4                             | .2       | .4         |
| Variable   | 2.8                  | --                           | --           | --                | .1       | --                        | --       | --            | .2                 | --                  | .3                             | --       | 1.5        |
| Not reported   | 48.9                 | .3                           | --           | --                | .4       | 2.6                       | 1.2      | 3.6           | 1.1                | .2                  | 13.2                           | 13.0     | 13.7       |
| Median   | 29                   | 29                           | --           | --                | --       | 29                        | --       | 27            | 29                 | 29                  | 29                             | 29       | 29         |
| <b>Remaining Years Mortgaged</b>                             |                      |                              |              |                   |          |                           |          |               |                    |                     |                                |          |            |
| Less than 8 years  | 22.2                 | .4                           | .3           | --                | .4       | 2.7                       | .4       | 2.7           | 1.1                | .7                  | 10.1                           | 4.9      | 3.4        |
| 8 to 12  | 26.5                 | .9                           | .2           | --                | .7       | 2.2                       | .5       | 1.5           | .3                 | 1.0                 | 8.7                            | 8.1      | 7.8        |
| 13 to 17   | 36.5                 | 1.4                          | --           | .6                | --       | 1.8                       | 1.2      | .9            | 2.4                | 1.0                 | 12.2                           | 9.8      | 10.2       |
| 18 to 22   | 23.5                 | .2                           | --           | --                | --       | 2.6                       | .2       | .4            | .5                 | .2                  | 10.9                           | 5.4      | 5.1        |
| 23 to 27   | 26.0                 | 1.2                          | --           | --                | --       | 1.8                       | .6       | .7            | .6                 | .4                  | 9.2                            | 5.6      | 7.2        |
| 28 to 32   | 35.9                 | 4.7                          | --           | --                | .8       | 1.3                       | .4       | .2            | 10.9               | --                  | 8.3                            | 9.2      | 14.4       |
| 33 years or more   | .2                   | --                           | --           | --                | --       | --                        | --       | --            | .2                 | --                  | --                             | --       | .2         |
| Variable   | 5.4                  | --                           | --           | --                | .1       | .2                        | --       | .2            | .2                 | --                  | .5                             | 1.1      | 2.6        |
| Not reported   | 18.0                 | .6                           | --           | --                | --       | 1.6                       | .3       | 1.4           | 1.1                | .8                  | 4.8                            | 3.5      | 3.9        |
| Median   | 18                   | 28                           | --           | --                | --       | 17                        | --       | 10            | 29                 | 13                  | 17                             | 17       | 21         |
| <b>Current Interest Rate</b>                                 |                      |                              |              |                   |          |                           |          |               |                    |                     |                                |          |            |
| Less than 6 percent  | 6.0                  | .5                           | --           | --                | --       | .3                        | --       | --            | .5                 | --                  | 2.3                            | 2.0      | 1.5        |
| 6 to 7.9   | 15.3                 | .6                           | --           | .2                | .2       | .9                        | .2       | .6            | 1.9                | .2                  | 6.2                            | 4.8      | 2.5        |
| 8 to 9.9   | 45.8                 | 3.9                          | --           | --                | .8       | 2.1                       | .3       | 1.1           | 7.7                | .1                  | 11.1                           | 10.4     | 17.3       |
| 10 to 11.9   | 39.7                 | 2.4                          | .2           | --                | .2       | 1.5                       | 1.2      | 1.1           | 4.5                | .6                  | 16.0                           | 8.2      | 10.3       |
| 12 to 13.9   | 5.2                  | --                           | .1           | --                | .2       | 1.0                       | .3       | .6            | .3                 | --                  | 2.5                            | 1.0      | 1.2        |
| 14 to 15.9   | --                   | --                           | --           | --                | --       | --                        | --       | --            | --                 | --                  | --                             | --       | --         |
| 16 to 17.9   | .1                   | --                           | --           | --                | --       | .1                        | --       | --            | --                 | .1                  | .1                             | --       | --         |
| 18 to 19.9   | --                   | --                           | --           | --                | --       | --                        | --       | --            | --                 | --                  | --                             | --       | --         |
| 20 percent or more   | --                   | --                           | --           | --                | --       | --                        | --       | --            | --                 | --                  | --                             | --       | --         |
| Not reported   | 84.1                 | 2.1                          | .2           | .4                | .8       | 7.9                       | 1.6      | 4.6           | 2.6                | 3.0                 | 26.4                           | 21.2     | 22.1       |
| Median   | 9.0                  | 8.8                          | --           | --                | --       | 9.2                       | --       | 9.5           | 8.8                | 10.1                | 9.4                            | 8.7      | 8.9        |
| <b>Total Outstanding Principal Amount</b>                    |                      |                              |              |                   |          |                           |          |               |                    |                     |                                |          |            |
| Less than \$10,000   | 11.7                 | --                           | .2           | --                | .2       | 1.0                       | --       | 1.1           | .2                 | .3                  | 5.9                            | 2.5      | 1.7        |
| \$10,000 to \$19,999   | 13.2                 | .1                           | .1           | .2                | .2       | 1.3                       | .1       | .2            | .3                 | .4                  | 5.5                            | 3.0      | 1.9        |
| \$20,000 to \$29,999   | 15.5                 | --                           | --           | --                | --       | .5                        | .7       | .8            | 1.1                | .2                  | 7.0                            | 3.3      | 3.9        |
| \$30,000 to \$39,999   | 20.5                 | .3                           | --           | --                | .4       | 1.8                       | .7       | .8            | 1.7                | --                  | 9.2                            | 5.4      | 4.4        |
| \$40,000 to \$49,999   | 16.8                 | 1.6                          | --           | --                | .2       | 1.0                       | 1.1      | --            | 2.8                | --                  | 6.2                            | 4.7      | 4.0        |
| \$50,000 to \$59,999   | 13.1                 | 1.1                          | --           | --                | .2       | .2                        | .2       | --            | 2.4                | .2                  | 3.7                            | 2.8      | 4.3        |
| \$60,000 to \$69,999   | 8.2                  | .9                           | --           | --                | --       | .2                        | .2       | .3            | 1.8                | --                  | .4                             | 2.0      | 4.6        |
| \$70,000 to \$79,999   | 5.0                  | .9                           | --           | --                | .2       | --                        | --       | .4            | 1.3                | --                  | .1                             | .9       | 2.7        |
| \$80,000 to \$99,999   | 4.2                  | 1.4                          | --           | --                | --       | --                        | --       | --            | 1.7                | --                  | .1                             | 1.3      | 2.6        |
| \$100,000 to \$119,999                                       | 2.1                  | .6                           | --           | --                | --       | --                        | --       | --            | .7                 | --                  | .2                             | .5       | 1.2        |
| \$120,000 to \$149,999                                       | 1.6                  | .5                           | --           | --                | --       | --                        | --       | --            | .9                 | --                  | --                             | .2       | 1.4        |
| \$150,000 to \$199,999                                       | .2                   | --                           | --           | --                | --       | --                        | --       | --            | .2                 | --                  | --                             | --       | --         |
| \$200,000 to \$249,999                                       | --                   | --                           | --           | --                | --       | --                        | --       | --            | --                 | --                  | --                             | --       | --         |
| \$250,000 to \$299,999                                       | --                   | --                           | --           | --                | --       | --                        | --       | --            | --                 | --                  | --                             | --       | --         |
| \$300,000 or more  | --                   | --                           | --           | --                | --       | --                        | --       | --            | --                 | --                  | --                             | --       | --         |
| Not reported   | 84.1                 | 2.1                          | .2           | .4                | .8       | 7.9                       | 1.6      | 4.6           | 2.6                | 3.0                 | 26.4                           | 21.2     | 22.1       |
| Median   | 37 588               | 66 886                       | --           | --                | --       | 31 400                    | --       | 24 620        | 66 214             | 16 032              | 30 633                         | 38 100   | 51 122     |
| <b>Current Total Loan as Percent of Value</b>                |                      |                              |              |                   |          |                           |          |               |                    |                     |                                |          |            |
| Less than 20 percent   | 17.5                 | --                           | .1           | --                | .2       | .4                        | --       | 1.0           | .1                 | .5                  | 5.2                            | 4.5      | 4.1        |
| 20 to 39   | 17.4                 | .5                           | --           | --                | .8       | .8                        | .4       | .7            | .4                 | .2                  | 4.6                            | 3.7      | 6.5        |
| 40 to 59   | 23.5                 | 2.3                          | .1           | --                | .2       | 1.8                       | .7       | .9            | 2.0                | --                  | 8.7                            | 6.1      | 5.4        |
| 60 to 79   | 28.4                 | 3.0                          | --           | .2                | .2       | 1.1                       | .5       | .1            | 3.7                | --                  | 8.2                            | 7.9      | 10.0       |
| 80 to 89   | 13.3                 | 1.2                          | .1           | --                | .4       | .8                        | .2       | .4            | 4.9                | .2                  | 4.8                            | 2.0      | 4.8        |
| 90 to 99   | 6.1                  | .2                           | --           | --                | --       | .4                        | --       | .2            | 2.4                | .2                  | 2.9                            | 1.3      | 1.5        |
| 100 percent or more  | 5.8                  | .3                           | --           | --                | .2       | .7                        | .2       | .1            | 1.3                | --                  | 3.9                            | 1.0      | .8         |
| Not reported   | 64.1                 | 2.1                          | .2           | .4                | .8       | 7.9                       | 1.6      | 4.6           | 2.6                | 3.0                 | 26.4                           | 21.2     | 22.1       |
| Median   | 57.9                 | 66.5                         | --           | --                | --       | 59.9                      | --       | 39.8          | 82.4               | 24.5                | 61.7                           | 56.5     | 60.6       |

<sup>1</sup>See back cover for details.

<sup>2</sup>Figures may not add to total because more than one category may apply to a unit.

**Table 3-16. Repairs, Improvements, and Alterations - Owner Occupied Units**

[Numbers in thousands. For meaning of symbols, see text.]

| Characteristics  | Total occupied units | Housing unit characteristics |              |                   |            | Household characteristics |            |               |                    |                     | Selected subareas <sup>1</sup> |             |             |
|--|----------------------|------------------------------|--------------|-------------------|------------|---------------------------|------------|---------------|--------------------|---------------------|--------------------------------|-------------|-------------|
|  |                      | New construction 4 yrs       | Mobile homes | Physical problems |            | Black                     | Hispanic   | Elderly (65+) | Moved in past year | Below poverty level | Area one                       | Area two    | Area three  |
|  |                      |                              |              | Severe            | Moderate   |                           |            |               |                    |                     |                                |             |             |
| <b>Total</b> .....   | <b>321.9</b>         | <b>11.6</b>                  | <b>2.0</b>   | <b>.7</b>         | <b>3.4</b> | <b>16.8</b>               | <b>6.3</b> | <b>73.0</b>   | <b>19.6</b>        | <b>10.4</b>         | <b>112.7</b>                   | <b>85.6</b> | <b>78.8</b> |
| <b>Repairs, Improvements, Alterations In Last 2 Years</b>  |                      |                              |              |                   |            |                           |            |               |                    |                     |                                |             |             |
| Roof replaced (all or part).....                           | 52.1                 | .5                           | -            | .4                | .8         | 4.1                       | .5         | 10.9          | .5                 | 2.2                 | 20.7                           | 14.0        | 11.0        |
| Mostly done by household.....                              | 11.7                 | .2                           | -            | -                 | .1         | .3                        | .3         | 1.2           | .2                 | .1                  | 4.6                            | 2.7         | 2.8         |
| Mostly done by others.....                                 | 37.9                 | .3                           | -            | .4                | .5         | 3.6                       | .2         | 9.1           | .3                 | 1.9                 | 15.1                           | 10.6        | 7.8         |
| Workers not reported.....                                  | 2.5                  | -                            | -            | -                 | .2         | .1                        | -          | .6            | -                  | .2                  | 1.0                            | .8          | .6          |
| Costing \$500 or more.....                                 | 39.2                 | .2                           | -            | .2                | .4         | 3.3                       | .2         | 7.5           | .4                 | 1.8                 | 14.1                           | 10.7        | 9.2         |
| Costing less than \$500.....                               | 9.1                  | .2                           | -            | .2                | .2         | .4                        | .3         | 2.5           | .4                 | .2                  | 4.8                            | 1.8         | 1.4         |
| Cost not reported.....                                     | 3.8                  | .2                           | -            | -                 | .1         | .4                        | -          | .9            | .2                 | .2                  | 1.8                            | 1.5         | .3          |
| Roof replacement not reported.....                         | 1.9                  | -                            | -            | -                 | -          | .1                        | .1         | .2            | .4                 | .3                  | 1.2                            | .1          | .3          |
| Additions built.....                                       | 6.8                  | .3                           | -            | -                 | -          | .1                        | -          | 1.3           | .2                 | -                   | 1.2                            | 1.7         | 3.2         |
| Mostly done by household.....                              | 2.2                  | -                            | -            | -                 | -          | -                         | -          | .1            | -                  | -                   | .4                             | .2          | 1.2         |
| Mostly done by others.....                                 | 4.6                  | .3                           | -            | -                 | -          | .1                        | -          | 1.2           | .2                 | -                   | .8                             | 1.6         | 1.9         |
| Workers not reported.....                                  | -                    | -                            | -            | -                 | -          | -                         | -          | -             | -                  | -                   | -                              | -           | -           |
| Costing \$500 or more.....                                 | 5.2                  | .2                           | -            | -                 | -          | -                         | -          | 1.1           | -                  | -                   | .6                             | 1.5         | 2.3         |
| Costing less than \$500.....                               | .2                   | -                            | -            | -                 | -          | -                         | -          | -             | -                  | -                   | -                              | -           | .2          |
| Cost not reported.....                                     | 1.5                  | .2                           | -            | -                 | -          | .1                        | -          | .2            | .2                 | -                   | .6                             | .2          | .7          |
| Additions not reported.....                                | 1.9                  | -                            | -            | -                 | -          | .1                        | .1         | .2            | .4                 | .3                  | 1.2                            | .1          | .3          |
| Kitchen remodeled or added.....                            | 28.1                 | .2                           | -            | .2                | .4         | 1.9                       | .4         | 2.7           | 1.1                | .7                  | 11.2                           | 6.5         | 6.6         |
| Mostly done by household.....                              | 14.8                 | -                            | -            | .2                | .4         | 1.0                       | .1         | 1.1           | 1.0                | .3                  | 6.6                            | 2.4         | 3.2         |
| Mostly done by others.....                                 | 12.8                 | .2                           | -            | -                 | -          | .9                        | .3         | 1.4           | .2                 | .4                  | 4.2                            | 4.1         | 3.4         |
| Workers not reported.....                                  | .4                   | -                            | -            | -                 | -          | -                         | -          | .2            | -                  | -                   | .4                             | -           | -           |
| Costing \$500 or more.....                                 | 20.7                 | -                            | -            | .2                | .2         | 1.1                       | .2         | 2.3           | .4                 | .4                  | 8.3                            | 5.1         | 4.7         |
| Costing less than \$500.....                               | 5.2                  | -                            | -            | -                 | .2         | .7                        | .2         | .2            | .6                 | .3                  | 2.3                            | .8          | 1.4         |
| Cost not reported.....                                     | 2.1                  | .2                           | -            | -                 | -          | -                         | -          | .2            | .2                 | -                   | .6                             | .6          | .6          |
| Kitchen remodeled or added not reported.....               | 1.7                  | -                            | -            | -                 | -          | .1                        | .1         | .2            | .4                 | .3                  | 1.2                            | .1          | .1          |
| Bathroom remodeled or added.....                           | 37.6                 | .3                           | -            | -                 | .5         | 2.1                       | .6         | 2.4           | 2.7                | .7                  | 13.4                           | 9.5         | 11.0        |
| Mostly done by household.....                              | 24.2                 | -                            | -            | .2                | .5         | 1.2                       | .4         | 1.0           | 1.8                | .5                  | 8.9                            | 6.0         | 6.9         |
| Mostly done by others.....                                 | 13.0                 | .3                           | -            | .2                | -          | .8                        | .2         | 1.4           | .9                 | .2                  | 4.3                            | 3.6         | 3.9         |
| Workers not reported.....                                  | .4                   | -                            | -            | -                 | -          | -                         | -          | -             | -                  | -                   | .2                             | -           | .2          |
| Costing \$500 or more.....                                 | 19.7                 | .2                           | -            | .2                | .4         | 1.1                       | .5         | 1.5           | .8                 | .3                  | 6.2                            | 6.3         | 4.6         |
| Costing less than \$500.....                               | 14.5                 | -                            | -            | .2                | .1         | .9                        | -          | .5            | 1.8                | .4                  | 6.2                            | 3.0         | 4.5         |
| Cost not reported.....                                     | 3.4                  | .2                           | -            | -                 | -          | -                         | .1         | .4            | .2                 | -                   | .9                             | .2          | 1.8         |
| Bathroom remodeled or added not reported.....              | 1.7                  | -                            | -            | -                 | -          | .1                        | .1         | .2            | .4                 | .3                  | 1.2                            | .1          | .1          |
| Siding replaced or added.....                              | 21.8                 | .2                           | -            | -                 | -          | 1.2                       | .7         | 5.1           | .2                 | .4                  | 7.3                            | 6.8         | 4.3         |
| Mostly done by household.....                              | 4.8                  | -                            | -            | -                 | -          | .2                        | .2         | .9            | -                  | -                   | 1.2                            | .8          | 1.7         |
| Mostly done by others.....                                 | 16.4                 | .2                           | -            | -                 | -          | 1.0                       | .6         | 4.0           | .2                 | .2                  | 5.9                            | 6.0         | 2.6         |
| Workers not reported.....                                  | .5                   | -                            | -            | -                 | -          | -                         | .1         | .2            | -                  | -                   | .2                             | .1          | -           |
| Costing \$500 or more.....                                 | 15.9                 | -                            | -            | -                 | -          | 1.2                       | .7         | 4.2           | -                  | .2                  | 5.5                            | 5.7         | 2.1         |
| Costing less than \$500.....                               | 3.4                  | -                            | -            | -                 | -          | -                         | -          | .8            | -                  | .2                  | 1.1                            | .8          | 1.3         |
| Cost not reported.....                                     | 2.5                  | .2                           | -            | -                 | -          | -                         | -          | .4            | .2                 | -                   | .7                             | .6          | .8          |
| Siding replaced or added not reported.....                 | 2.2                  | -                            | -            | -                 | -          | .3                        | .1         | .2            | .4                 | .3                  | 1.5                            | .1          | .3          |
| Storm doors/windows bought and installed.....              | 64.3                 | .8                           | .2           | .2                | .4         | 4.1                       | 1.7        | 8.6           | 1.4                | 1.9                 | 22.5                           | 16.8        | 15.2        |
| Mostly done by household.....                              | 27.4                 | .3                           | -            | -                 | .4         | 1.5                       | .8         | 1.8           | .7                 | .1                  | 10.1                           | 5.3         | 6.3         |
| Mostly done by others.....                                 | 35.8                 | .5                           | .2           | .2                | -          | 2.5                       | .7         | 6.7           | .8                 | 1.7                 | 12.0                           | 11.2        | 8.5         |
| Workers not reported.....                                  | 1.0                  | -                            | -            | -                 | -          | .1                        | .1         | .2            | -                  | -                   | .4                             | .2          | .4          |
| Costing \$500 or more.....                                 | 25.8                 | -                            | -            | .2                | -          | 1.9                       | .6         | 4.8           | .3                 | 1.0                 | 8.8                            | 7.0         | 5.1         |
| Costing less than \$500.....                               | 33.8                 | .6                           | -            | -                 | .2         | 2.2                       | 1.0        | 2.5           | .7                 | .7                  | 12.7                           | 7.8         | 8.5         |
| Cost not reported.....                                     | 4.9                  | .2                           | .2           | -                 | .2         | -                         | -          | 1.2           | .4                 | .2                  | 1.0                            | 2.0         | 1.7         |
| Storm doors/windows bought and installed not reported..... | 2.3                  | -                            | .1           | -                 | -          | .1                        | .1         | .6            | .4                 | .3                  | 1.2                            | .1          | .4          |
| Major equipment replaced or added.....                     | 49.8                 | 1.4                          | .3           | .4                | -          | 2.3                       | 1.1        | 9.8           | 1.2                | 1.5                 | 15.1                           | 12.8        | 13.8        |
| Mostly done by household.....                              | 7.0                  | .3                           | -            | -                 | -          | .7                        | -          | .7            | .6                 | .1                  | 1.8                            | 2.2         | 1.9         |
| Mostly done by others.....                                 | 42.3                 | 1.1                          | .3           | .4                | -          | 1.6                       | 1.0        | 9.1           | .7                 | 1.3                 | 13.3                           | 10.3        | 12.0        |
| Workers not reported.....                                  | .4                   | -                            | -            | -                 | -          | -                         | .1         | -             | -                  | -                   | .1                             | .3          | -           |
| Costing \$500 or more.....                                 | 41.4                 | 1.2                          | .3           | .4                | -          | 1.6                       | 1.0        | 8.4           | .6                 | .6                  | 11.8                           | 11.2        | 11.2        |
| Costing less than \$500.....                               | 4.0                  | -                            | -            | -                 | -          | .5                        | .1         | .6            | .2                 | .1                  | 1.8                            | .7          | 1.0         |
| Cost not reported.....                                     | 4.3                  | .2                           | -            | -                 | -          | .2                        | -          | .9            | .5                 | .7                  | 1.5                            | 1.0         | 1.7         |
| Major equipment replaced or added not reported.....        | 1.9                  | -                            | -            | -                 | -          | .1                        | .1         | .2            | .4                 | .3                  | 1.4                            | .1          | .1          |
| Insulation added.....                                      | 33.5                 | .3                           | -            | .2                | .2         | 1.6                       | .4         | 2.3           | 1.9                | 1.1                 | 9.7                            | 8.7         | 8.9         |
| Mostly done by household.....                              | 23.1                 | .2                           | -            | .2                | -          | .7                        | .4         | 1.9           | 1.1                | .9                  | 6.0                            | 6.5         | 6.2         |
| Mostly done by others.....                                 | 9.6                  | .2                           | -            | -                 | .2         | .9                        | -          | .4            | .6                 | .2                  | 3.1                            | 2.2         | 2.5         |
| Workers not reported.....                                  | .8                   | -                            | -            | -                 | -          | -                         | -          | -             | .2                 | -                   | .6                             | -           | .2          |
| Costing \$500 or more.....                                 | 5.1                  | -                            | -            | -                 | -          | .2                        | .1         | .2            | 1.0                | -                   | 1.8                            | 1.6         | .3          |
| Costing less than \$500.....                               | 20.5                 | -                            | -            | .2                | .2         | 1.2                       | .3         | 1.8           | .7                 | .9                  | 6.3                            | 5.1         | 5.4         |
| Cost not reported.....                                     | 7.9                  | .3                           | -            | -                 | -          | .3                        | .4         | .5            | .2                 | .2                  | 1.7                            | 2.0         | 3.2         |
| Insulation added not reported.....                         | 3.2                  | -                            | -            | -                 | -          | .4                        | .1         | .8            | .4                 | .3                  | 2.2                            | .3          | .5          |
| Other major work <sup>2</sup> .....                        | 72.9                 | 2.3                          | .1           | .4                | .6         | 2.9                       | .6         | 12.2          | 3.3                | 1.0                 | 20.5                           | 21.3        | 24.2        |
| Mostly done by household.....                              | 21.2                 | .7                           | .1           | .2                | .4         | .9                        | .4         | 1.8           | .5                 | .7                  | 6.6                            | 4.7         | 7.3         |
| Mostly done by others.....                                 | 49.7                 | 1.6                          | -            | .2                | .2         | 1.8                       | .1         | 9.9           | 2.8                | .3                  | 12.9                           | 15.8        | 16.7        |
| Workers not reported.....                                  | 2.0                  | -                            | -            | -                 | -          | .1                        | .1         | .7            | -                  | -                   | 1.1                            | .8          | .2          |
| Other major work not reported.....                         | 2.2                  | -                            | -            | -                 | -          | .1                        | .3         | .5            | .4                 | .3                  | 1.3                            | .5          | .1          |
| <b>Government Subsidy for Repairs</b>                      |                      |                              |              |                   |            |                           |            |               |                    |                     |                                |             |             |
| Units with major repairs the last 2 years.....             | 195.5                | 4.1                          | .6           | .6                | 2.0        | 10.4                      | 2.8        | 36.3          | 7.5                | 5.2                 | 65.9                           | 54.1        | 49.0        |
| Received low-interest loan or grant.....                   | 3.8                  | -                            | -            | .2                | -          | 1.1                       | -          | .6            | -                  | .4                  | 2.3                            | 1.1         | .4          |
| No low-interest loan or grant.....                         | 182.0                | 3.7                          | .6           | .4                | 1.8        | 8.4                       | 2.6        | 34.3          | 7.0                | 4.2                 | 60.9                           | 50.4        | 45.5        |
| Not reported.....  | 9.6                  | .5                           | -            | -                 | .2         | .9                        | .2         | 1.4           | .5                 | .8                  | 2.7                            | 2.6         | 3.1         |

<sup>1</sup>See back cover for details.

<sup>2</sup>Includes other major repairs, alterations, or improvements totaling over \$500 each.

**Table 3-17. Rooms in Unit by Household and Unit Size, Income, and Costs - Owner Occupied Units**

[Numbers in thousands. For meaning of symbols, see text.]

| Characteristics   | Occupied units |               |               |               |                 |        |          |        |         |         |                 |        |
|---|----------------|---------------|---------------|---------------|-----------------|--------|----------|--------|---------|---------|-----------------|--------|
|   | Total          | Rooms         |               |               |                 |        | Bedrooms |        |         |         |                 |        |
|   |                | 1 and 2 rooms | 3 and 4 rooms | 5 and 6 rooms | 7 rooms or more | Median | No rooms | 1 room | 2 rooms | 3 rooms | 4 rooms or more | Median |
| <b>Total</b> .....  | 321.9          | -             | 28.1          | 165.9         | 128.0           | 6.1    | -        | 6.1    | 67.8    | 179.3   | 68.7            | 3.0    |
| <b>Persons</b>  |                |               |               |               |                 |        |          |        |         |         |                 |        |
| 1 person.....   | 46.2           | -             | 11.5          | 24.5          | 10.2            | 5.5    | -        | 4.0    | 18.6    | 19.3    | 4.3             | 2.5    |
| 2 persons.....  | 108.8          | -             | 12.3          | 59.9          | 38.6            | 5.9    | -        | 1.9    | 31.3    | 60.8    | 14.8            | 2.8    |
| 3 persons.....  | 64.4           | -             | 2.5           | 38.5          | 25.3            | 6.1    | -        | .2     | 10.8    | 40.1    | 13.3            | 3.0    |
| 4 persons.....  | 62.3           | -             | 1.0           | 31.2          | 30.1            | 6.4    | -        | -      | 5.5     | 40.5    | 16.3            | 3.1    |
| 5 persons.....  | 26.5           | -             | .3            | 9.7           | 16.5            | 6.5+   | -        | -      | .9      | 14.4    | 11.2            | 3.4    |
| 6 persons.....  | 8.3            | -             | .5            | 2.0           | 5.8             | 6.5+   | -        | -      | .6      | 2.3     | 5.4             | 3.5+   |
| 7 persons or more.....  | 5.4            | -             | -             | 2.0           | 3.4             | 6.5+   | -        | -      | .1      | 1.8     | 3.4             | 3.5+   |
| Median.....   | 2.8            | -             | 1.7           | 2.5           | 3.2             | -      | -        | 1.5    | 2.0     | 2.7     | 3.6             | -      |
| <b>Rooms</b>  |                |               |               |               |                 |        |          |        |         |         |                 |        |
| 1 room.....   | -              | -             | -             | -             | -               | -      | -        | -      | -       | -       | -               | -      |
| 2 rooms.....  | -              | -             | -             | -             | -               | -      | -        | -      | -       | -       | -               | -      |
| 3 rooms.....  | 2.7            | -             | -             | -             | -               | -      | -        | 2.5    | .2      | -       | -               | -      |
| 4 rooms.....  | 25.4           | -             | -             | -             | -               | -      | -        | 2.4    | 23.0    | -       | -               | 1.9    |
| 5 rooms.....  | 82.2           | -             | -             | -             | -               | -      | -        | .8     | 30.4    | 50.8    | .2              | 2.7    |
| 6 rooms.....  | 83.8           | -             | -             | -             | -               | -      | -        | .2     | 10.5    | 64.3    | 8.6             | 3.0    |
| 7 rooms.....  | 62.0           | -             | -             | -             | -               | -      | -        | .2     | 3.1     | 43.4    | 15.4            | 3.1    |
| 8 rooms.....  | 37.8           | -             | -             | -             | -               | -      | -        | -      | .6      | 15.9    | 21.3            | 3.5+   |
| 9 rooms.....  | 18.4           | -             | -             | -             | -               | -      | -        | -      | -       | 3.7     | 14.7            | 3.5+   |
| 10 rooms or more.....   | 9.7            | -             | -             | -             | -               | -      | -        | -      | -       | 1.2     | 8.5             | 3.5+   |
| Median.....   | 6.1            | -             | -             | -             | -               | -      | -        | 3.7    | 4.9     | 6.1     | 8.0             | -      |
| <b>Bedrooms</b>   |                |               |               |               |                 |        |          |        |         |         |                 |        |
| None.....   | -              | -             | -             | -             | -               | -      | -        | -      | -       | -       | -               | -      |
| 1.....  | 6.1            | -             | 4.9           | 1.0           | .2              | 3.8    | -        | -      | -       | -       | -               | -      |
| 2.....  | 67.8           | -             | 23.2          | 40.9          | 3.7             | 5.0    | -        | -      | -       | -       | -               | -      |
| 3.....  | 179.3          | -             | -             | 115.1         | 64.2            | 6.1    | -        | -      | -       | -       | -               | -      |
| 4 or more.....  | 68.7           | -             | -             | 8.8           | 59.9            | 6.5+   | -        | -      | -       | -       | -               | -      |
| Median.....   | 3.0            | -             | 1.9           | 2.9           | 3.4             | -      | -        | -      | -       | -       | -               | -      |
| <b>Complete Bathrooms</b>   |                |               |               |               |                 |        |          |        |         |         |                 |        |
| None.....   | .4             | -             | .2            | -             | .2              | -      | -        | .1     | .1      | -       | .2              | -      |
| 1.....  | 113.7          | -             | 20.6          | 77.5          | 15.5            | 5.4    | -        | 5.1    | 43.6    | 55.8    | 9.2             | 2.6    |
| 1 and one-half.....   | 123.5          | -             | 4.7           | 66.1          | 52.6            | 6.2    | -        | .5     | 16.3    | 85.5    | 21.2            | 3.0    |
| 2 or more.....  | 84.3           | -             | 2.5           | 22.2          | 58.6            | 6.5+   | -        | .5     | 7.7     | 38.0    | 38.1            | 3.4    |
| <b>Lot Size</b>   |                |               |               |               |                 |        |          |        |         |         |                 |        |
| Less than one-eighth acre.....  | 49.5           | -             | 6.4           | 28.9          | 14.1            | 5.8    | -        | .6     | 12.6    | 27.5    | 8.7             | 2.9    |
| One-eighth up to one-quarter acre.....  | 69.6           | -             | 4.2           | 43.9          | 21.5            | 5.9    | -        | .2     | 12.0    | 44.4    | 12.9            | 3.0    |
| One-quarter up to one-half acre.....  | 44.0           | -             | .7            | 17.9          | 25.4            | 6.5+   | -        | -      | 4.9     | 27.5    | 11.5            | 3.1    |
| One-half up to one acre.....  | 41.6           | -             | 1.4           | 15.8          | 24.4            | 6.5+   | -        | .2     | 4.1     | 26.4    | 10.8            | 3.1    |
| 1 to 4 acres.....   | 33.8           | -             | .9            | 13.9          | 18.9            | 6.5+   | -        | .2     | 3.6     | 19.7    | 10.3            | 3.2    |
| 5 to 9 acres.....   | 3.1            | -             | .2            | .8            | 2.1             | -      | -        | -      | .2      | 1.5     | 1.4             | -      |
| 10 acres or more.....   | 5.4            | -             | .2            | 1.3           | 3.9             | 6.5+   | -        | -      | .8      | 2.3     | 2.3             | 3.3    |
| Don't know.....   | 30.3           | -             | 1.7           | 15.3          | 13.3            | 6.3    | -        | .5     | 4.1     | 16.3    | 9.5             | 3.2    |
| Not reported.....   | 8.3            | -             | 2.3           | 4.2           | 1.8             | 5.4    | -        | .3     | 4.6     | 3.0     | .4              | 2.3    |
| Median.....   | .27            | -             | .15           | .22           | .44             | -      | -        | -      | .20     | .28     | .41             | -      |
| <b>Income of Families and Primary Individuals</b>                               |                |               |               |               |                 |        |          |        |         |         |                 |        |
| Less than \$5,000.....  | 4.4            | -             | .7            | 2.1           | 1.8             | 5.9    | -        | .3     | .8      | 2.3     | 1.0             | 3.0    |
| \$5,000 to \$9,999.....   | 20.3           | -             | 4.4           | 12.9          | 2.9             | 5.4    | -        | .6     | 8.5     | 9.8     | 1.4             | 2.6    |
| \$10,000 to \$14,999.....   | 20.9           | -             | 4.1           | 12.5          | 4.4             | 5.5    | -        | .5     | 8.5     | 10.0    | 2.0             | 2.6    |
| \$15,000 to \$19,999.....   | 17.3           | -             | 2.6           | 12.2          | 2.5             | 5.5    | -        | .5     | 6.7     | 8.5     | 1.8             | 2.7    |
| \$20,000 to \$24,999.....   | 28.7           | -             | 3.0           | 18.6          | 7.1             | 5.7    | -        | .9     | 7.2     | 16.8    | 3.7             | 2.9    |
| \$25,000 to \$29,999.....   | 31.5           | -             | 4.8           | 16.4          | 10.3            | 5.8    | -        | 1.2    | 6.2     | 15.2    | 5.9             | 2.9    |
| \$30,000 to \$34,999.....   | 30.0           | -             | 2.9           | 17.5          | 9.7             | 5.9    | -        | 1.0    | 5.0     | 17.8    | 6.2             | 3.0    |
| \$35,000 to \$39,999.....   | 30.2           | -             | 1.2           | 16.5          | 12.5            | 6.2    | -        | .2     | 5.7     | 18.2    | 6.1             | 3.0    |
| \$40,000 to \$49,999.....   | 46.1           | -             | 1.5           | 25.5          | 19.1            | 6.2    | -        | .3     | 7.7     | 26.2    | 9.9             | 3.0    |
| \$50,000 to \$59,999.....   | 33.4           | -             | .9            | 15.4          | 17.2            | 6.5+   | -        | .2     | 4.2     | 21.1    | 7.9             | 3.1    |
| \$60,000 to \$79,999.....   | 32.8           | -             | 1.6           | 12.4          | 19.8            | 6.5+   | -        | .3     | 3.7     | 20.4    | 8.7             | 3.1    |
| \$80,000 to \$99,999.....   | 12.6           | -             | -             | 1.7           | 10.9            | 6.5+   | -        | .2     | 5.3     | 7.1     | 3.5+            | 3.1    |
| \$100,000 to \$119,999.....   | 6.2            | -             | .4            | 1.3           | 4.6             | 6.5+   | -        | .4     | .5      | 2.6     | 2.7             | 3.4    |
| \$120,000 or more.....  | 7.5            | -             | -             | 1.0           | 6.5             | 6.5+   | -        | -      | -       | 3.1     | 4.4             | 3.5+   |
| Median.....   | 36 306         | -             | 23 602        | 32 368        | 46 835          | -      | -        | 26 221 | 26 197  | 37 529  | 46 492          | -      |
| <b>Monthly Housing Costs</b>  |                |               |               |               |                 |        |          |        |         |         |                 |        |
| Less than \$100.....  | .2             | -             | .2            | -             | -               | -      | -        | .2     | -       | -       | -               | -      |
| \$100 to \$199.....   | 7.7            | -             | 2.4           | 3.9           | 1.4             | 5.2    | -        | .3     | 4.3     | 2.5     | .6              | 2.3    |
| \$200 to \$249.....   | 17.1           | -             | 3.4           | 11.6          | 2.2             | 5.4    | -        | .6     | 8.2     | 7.0     | 1.0             | 2.4    |
| \$250 to \$299.....   | 33.5           | -             | 4.2           | 22.9          | 6.3             | 5.6    | -        | .6     | 9.9     | 18.9    | 4.1             | 2.6    |
| \$300 to \$349.....   | 33.9           | -             | 3.7           | 20.3          | 9.9             | 5.8    | -        | .3     | 8.0     | 21.7    | 4.0             | 2.8    |
| \$350 to \$399.....   | 21.0           | -             | 2.2           | 10.5          | 6.3             | 6.1    | -        | .7     | 3.9     | 13.1    | 3.4             | 3.0    |
| \$400 to \$449.....   | 16.8           | -             | 1.5           | 7.5           | 6.0             | 6.1    | -        | .4     | 3.1     | 9.2     | 3.9             | 3.0    |
| \$450 to \$499.....   | 13.4           | -             | 1.1           | 8.4           | 3.8             | 5.8    | -        | .1     | 2.6     | 8.2     | 2.4             | 3.0    |
| \$500 to \$599.....   | 27.8           | -             | 3.9           | 13.1          | 10.8            | 6.0    | -        | .9     | 7.5     | 12.8    | 6.5             | 2.9    |
| \$600 to \$699.....   | 29.7           | -             | 2.0           | 17.1          | 10.6            | 6.2    | -        | .3     | 5.6     | 16.8    | 6.9             | 3.0    |
| \$700 to \$799.....   | 28.9           | -             | 1.2           | 15.4          | 12.3            | 6.2    | -        | .3     | 4.9     | 16.7    | 7.0             | 3.1    |
| \$800 to \$999.....   | 38.0           | -             | 1.0           | 14.8          | 20.2            | 6.5+   | -        | .2     | 3.6     | 24.1    | 8.2             | 3.1    |
| \$1,000 to \$1,249.....   | 18.1           | -             | .5            | 5.7           | 11.9            | 6.5+   | -        | .3     | 1.5     | 10.1    | 6.2             | 3.2    |
| \$1,250 to \$1,499.....   | 6.6            | -             | -             | 1.1           | 5.5             | 6.5+   | -        | -      | .7      | 2.1     | 3.8             | 3.5+   |
| \$1,500 or more.....  | 6.3            | -             | .4            | 1.3           | 4.6             | 6.5+   | -        | -      | 1.0     | 2.1     | 3.2             | 3.5+   |
| No cash rent.....   | -              | -             | -             | -             | -               | -      | -        | -      | -       | -       | -               | -      |
| Mortgage payment not reported.....  | 25.1           | -             | .8            | 12.1          | 12.1            | 6.4    | -        | .6     | 2.9     | 14.1    | 7.5             | 3.1    |
| Median (excludes no cash rent).....   | 518            | -             | 347           | 451           | 668             | -      | -        | 382    | 377     | 517     | 668             | -      |
| <b>Median Monthly Housing Costs For Owners</b>                                  |                |               |               |               |                 |        |          |        |         |         |                 |        |
| Monthly costs including all mortgages plus maintenance costs.....               | 547            | -             | 365           | 476           | 702             | -      | -        | 382    | 398     | 542     | 685             | -      |
| Monthly costs excluding 2nd and subsequent mortgages and maintenance costs..... | 506            | -             | 347           | 441           | 642             | -      | -        | 382    | 374     | 500     | 649             | -      |



**Table 3-17. Rooms in Unit by Household and Unit Size, Income, and Costs - Owner Occupied Units—Con.**

[Numbers in thousands. For meaning of symbols, see text.]

| Characteristics        | Occupied units |               |               |               |                 |        |          |               |               |               |                 |        |
|------------------------|----------------|---------------|---------------|---------------|-----------------|--------|----------|---------------|---------------|---------------|-----------------|--------|
|                        | Total          | Rooms         |               |               |                 |        | Bedrooms |               |               |               |                 |        |
|                        |                | 1 and 2 rooms | 3 and 4 rooms | 5 and 6 rooms | 7 rooms or more | Median | No rooms | 1 room        | 2 rooms       | 3 rooms       | 4 rooms or more | Median |
| <b>Value</b>           |                |               |               |               |                 |        |          |               |               |               |                 |        |
| Less than \$10,000     | 1.7            | -             | .8            | .8            | .2              | ...    | -        | .4            | .7            | .6            | -               | ...    |
| \$10,000 to \$19,999   | 7.2            | -             | 1.8           | 3.4           | 2.0             | 5.5    | -        | .1            | 3.5           | 2.6           | 1.0             | 2.5    |
| \$20,000 to \$29,999   | 12.9           | -             | 1.9           | 6.3           | 2.7             | 5.6    | -        | .5            | 5.6           | 5.2           | 1.6             | 2.6    |
| \$30,000 to \$39,999   | 21.1           | -             | 3.5           | 13.2          | 4.4             | 5.6    | -        | 1.2           | 6.6           | 10.2          | 3.1             | 2.8    |
| \$40,000 to \$49,999   | 30.4           | -             | 5.2           | 20.0          | 5.2             | 5.5    | -        | .9            | 11.9          | 13.3          | 4.3             | 2.7    |
| \$50,000 to \$59,999   | 39.2           | -             | 6.6           | 24.9          | 7.7             | 5.5    | -        | 1.5           | 12.3          | 19.9          | 5.6             | 2.8    |
| \$60,000 to \$69,999   | 48.6           | -             | 2.7           | 34.4          | 9.5             | 5.7    | -        | .5            | 9.6           | 31.2          | 5.3             | 2.9    |
| \$70,000 to \$79,999   | 39.4           | -             | 2.4           | 25.1          | 11.9            | 5.9    | -        | .3            | 6.7           | 24.2          | 6.3             | 2.9    |
| \$80,000 to \$89,999   | 56.1           | -             | 1.1           | 21.4          | 33.6            | 6.5+   | -        | .2            | 4.7           | 39.6          | 11.6            | 3.1    |
| \$100,000 to \$119,999 | 25.4           | -             | 1.4           | 6.6           | 17.4            | 6.5+   | -        | .6            | 1.7           | 15.3          | 7.8             | 3.2    |
| \$120,000 to \$149,999 | 21.9           | -             | .4            | 4.8           | 16.8            | 6.5+   | -        | -             | 1.5           | 9.8           | 10.6            | 3.5    |
| \$150,000 to \$199,999 | 11.8           | -             | -             | 1.5           | 10.3            | 6.5+   | -        | -             | -             | 4.9           | 6.9             | 3.5+   |
| \$200,000 to \$249,999 | 4.6            | -             | -             | .8            | 3.8             | 6.5+   | -        | -             | .8            | .9            | 2.9             | 3.5+   |
| \$250,000 to \$299,999 | 1.0            | -             | -             | .3            | .7              | ...    | -        | -             | -             | .7            | .3              | ...    |
| \$300,000 or more      | 2.5            | -             | .2            | .5            | 1.8             | ...    | -        | -             | .2            | 1.0           | 1.3             | ...    |
| <b>Median</b>          | <b>70 455</b>  | ...           | <b>51 289</b> | <b>63 624</b> | <b>92 095</b>   | ...    | ...      | <b>50 164</b> | <b>54 528</b> | <b>72 769</b> | <b>92 271</b>   | ...    |

**Table 3-18. Square Footage by Household and Unit Size, Income, and Costs - Owner Occupied Units**

[Numbers in thousands. For meaning of symbols, see text.]

| Characteristics   | Size of occupied detached 1-family homes and 1-family mobile homes |                           |                        |                          |                          |                          |                          |              | Median       |
|---|--|---------------------------|------------------------|--------------------------|--------------------------|--------------------------|--------------------------|--------------|--------------|
|   | Total  | Less than 500 square feet | 500 to 999 square feet | 1000 to 1499 square feet | 1500 to 1999 square feet | 2000 to 2499 square feet | 2500 square feet or more | Not reported |              |
| <b>Total</b> .....  | <b>273.5</b>   | <b>.4</b>                 | <b>7.5</b>             | <b>20.5</b>              | <b>44.9</b>              | <b>68.5</b>              | <b>118.6</b>             | <b>13.0</b>  | <b>2 415</b> |
| <b>Persons</b>  |  |                           |                        |                          |                          |                          |                          |              |              |
| 1 person.....   | 30.0   | -                         | 1.6                    | 3.3                      | 5.5                      | 7.3                      | 9.8                      | 2.7          | 2 220        |
| 2 persons.....  | 91.4   | .2                        | 1.6                    | 7.2                      | 16.8                     | 25.0                     | 37.1                     | 3.6          | 2 364        |
| 3 persons.....  | 57.8   | -                         | 2.3                    | 3.4                      | 8.8                      | 15.6                     | 25.0                     | 2.8          | 2 420        |
| 4 persons.....  | 56.7   | -                         | 1.3                    | 4.9                      | 9.1                      | 13.1                     | 26.3                     | 2.1          | 2 480        |
| 5 persons.....  | 25.2   | .2                        | .3                     | 1.6                      | 3.1                      | 5.1                      | 13.5                     | 1.2          | 2500+        |
| 6 persons.....  | 7.6  | -                         | .4                     | .1                       | 1.0                      | 1.5                      | 4.2                      | .4           | 2500+        |
| 7 persons or more.....  | 4.8  | -                         | -                      | -                        | .8                       | .9                       | 2.9                      | .2           | 2500+        |
| Median.....   | 2.8  | -                         | 2.7                    | 2.5                      | 2.5                      | 2.6                      | 3.0                      | 2.6          | -            |
| <b>Rooms</b>  |  |                           |                        |                          |                          |                          |                          |              |              |
| 1 room.....   | -  | -                         | -                      | -                        | -                        | -                        | -                        | -            | -            |
| 2 rooms.....  | -  | -                         | -                      | -                        | -                        | -                        | -                        | -            | -            |
| 3 rooms.....  | 5  | -                         | .1                     | .4                       | -                        | -                        | -                        | -            | -            |
| 4 rooms.....  | 15.1   | -                         | 2.2                    | 2.3                      | 5.8                      | 1.3                      | 2.3                      | 1.2          | 1 707        |
| 5 rooms.....  | 63.3   | .2                        | 2.8                    | 8.0                      | 14.2                     | 22.2                     | 13.5                     | 2.5          | 2 117        |
| 6 rooms.....  | 71.7   | -                         | 1.5                    | 6.4                      | 12.2                     | 21.9                     | 25.5                     | 4.3          | 2 313        |
| 7 rooms.....  | 58.9   | -                         | .6                     | 2.1                      | 7.6                      | 12.0                     | 34.3                     | 2.2          | 2500+        |
| 8 rooms.....  | 36.7   | .2                        | .2                     | 1.1                      | 3.7                      | 7.5                      | 22.4                     | 1.6          | 2500+        |
| 9 rooms.....  | 18.1   | -                         | -                      | -                        | 1.3                      | 2.7                      | 13.3                     | .8           | 2500+        |
| 10 rooms or more.....   | 9.2  | -                         | -                      | .2                       | .2                       | 1.0                      | 7.3                      | .5           | 2500+        |
| Median.....   | 6.3  | -                         | 5.0                    | 5.4                      | 5.7                      | 6.0                      | 7.0                      | 6.2          | -            |
| <b>Bedrooms</b>   |  |                           |                        |                          |                          |                          |                          |              |              |
| None.....   | -  | -                         | -                      | -                        | -                        | -                        | -                        | -            | -            |
| 1.....  | 1.5  | -                         | .1                     | .8                       | .4                       | .2                       | -                        | -            | -            |
| 2.....  | 41.4   | -                         | 4.1                    | 6.2                      | 10.6                     | 9.5                      | 6.5                      | 2.5          | 1 934        |
| 3.....  | 164.4  | .2                        | 2.6                    | 11.1                     | 28.1                     | 47.2                     | 68.6                     | 6.7          | 2 391        |
| 4 or more.....  | 66.2   | .2                        | .7                     | 2.4                      | 5.9                      | 11.6                     | 41.5                     | 3.8          | 2500+        |
| Median.....   | 3.1  | -                         | 2.4                    | 2.8                      | 2.9                      | 3.0                      | 3.2                      | 3.1          | -            |
| <b>Complete Bathrooms</b>   |  |                           |                        |                          |                          |                          |                          |              |              |
| None.....   | .3   | -                         | -                      | -                        | -                        | .2                       | -                        | .1           | -            |
| 1.....  | 87.2   | .2                        | 6.4                    | 13.2                     | 24.0                     | 20.7                     | 17.6                     | 5.2          | 1 942        |
| 1 and one-half.....   | 110.3  | -                         | .8                     | 5.6                      | 15.3                     | 34.6                     | 49.6                     | 4.5          | 2 453        |
| 2 or more.....  | 75.7   | .2                        | .5                     | 1.8                      | 5.6                      | 13.0                     | 51.4                     | 3.2          | 2500+        |
| <b>Lot Size</b>   |  |                           |                        |                          |                          |                          |                          |              |              |
| Less than one-eighth acre.....  | 47.8   | -                         | 2.5                    | 5.6                      | 8.8                      | 12.8                     | 14.4                     | 3.7          | 2 201        |
| One-eighth up to one-quarter acre.....  | 68.6   | .2                        | 2.3                    | 7.3                      | 14.4                     | 21.7                     | 20.2                     | 2.5          | 2 203        |
| One-quarter up to one-half acre.....  | 43.6   | -                         | .6                     | 2.4                      | 6.9                      | 11.7                     | 20.6                     | 1.4          | 2 478        |
| One-half up to one acre.....  | 41.4   | -                         | .8                     | 1.4                      | 4.3                      | 6.8                      | 27.6                     | .8           | 2500+        |
| 1 to 4 acres.....   | 33.4   | .2                        | .2                     | 2.3                      | 3.6                      | 5.6                      | 21.0                     | .5           | 2500+        |
| 5 to 9 acres.....   | 3.1  | -                         | -                      | -                        | .2                       | .6                       | 2.3                      | -            | -            |
| 10 acres or more.....   | 5.2  | -                         | .2                     | -                        | .7                       | .9                       | 3.2                      | .2           | 2500+        |
| Don't know.....   | 28.4   | -                         | 1.1                    | 1.6                      | 5.7                      | 6.0                      | 9.2                      | 3.9          | 2 277        |
| Not reported.....   | 1.0  | -                         | -                      | -                        | .4                       | .4                       | .2                       | -            | -            |
| Median.....   | .28  | -                         | .17                    | .19                      | .22                      | .23                      | .49                      | .17          | -            |
| <b>Income of Families and Primary Individuals</b>                               |  |                           |                        |                          |                          |                          |                          |              |              |
| Less than \$5,000.....  | 3.8  | -                         | .5                     | .8                       | .7                       | .6                       | 1.0                      | .4           | 1 920        |
| \$5,000 to \$9,999.....   | 16.2   | -                         | 1.5                    | 1.2                      | 2.8                      | 3.7                      | 4.6                      | 2.6          | 2 196        |
| \$10,000 to \$14,999.....   | 15.7   | -                         | .5                     | 1.5                      | 2.9                      | 4.6                      | 5.8                      | .6           | 2 287        |
| \$15,000 to \$19,999.....   | 13.3   | -                         | .7                     | 2.5                      | 1.9                      | 3.5                      | 4.2                      | .5           | 2 186        |
| \$20,000 to \$24,999.....   | 23.5   | .2                        | .3                     | 1.1                      | 6.0                      | 7.3                      | 6.4                      | 2.1          | 2 208        |
| \$25,000 to \$29,999.....   | 25.7   | -                         | 1.0                    | 1.8                      | 5.7                      | 7.0                      | 8.3                      | 1.9          | 2 243        |
| \$30,000 to \$34,999.....   | 24.8   | -                         | .7                     | 2.5                      | 4.8                      | 7.0                      | 9.7                      | .7           | 2 328        |
| \$35,000 to \$39,999.....   | 25.5   | .2                        | .7                     | 2.5                      | 3.8                      | 6.3                      | 8.9                      | 1.1          | 2 300        |
| \$40,000 to \$49,999.....   | 40.8   | -                         | 1.0                    | 4.0                      | 6.8                      | 9.7                      | 17.4                     | 1.8          | 2 395        |
| \$50,000 to \$59,999.....   | 29.4   | -                         | .3                     | .7                       | 3.6                      | 6.1                      | 16.1                     | .5           | 2500+        |
| \$60,000 to \$79,999.....   | 28.9   | -                         | .8                     | 1.8                      | 4.3                      | 5.8                      | 17.7                     | .2           | 2500+        |
| \$80,000 to \$99,999.....   | 12.0   | -                         | -                      | .2                       | .4                       | 1.8                      | 9.3                      | .4           | 2500+        |
| \$100,000 to \$119,999.....   | 5.7  | -                         | -                      | .2                       | .7                       | 1.1                      | 3.8                      | .2           | 2500+        |
| \$120,000 or more.....  | 7.2  | -                         | -                      | -                        | .6                       | .7                       | 5.9                      | -            | 2500+        |
| Median.....   | 37 693   | -                         | 26 776                 | 33 027                   | 32 578                   | 35 329                   | 46 119                   | 25 811       | -            |
| <b>Monthly Housing Costs</b>  |  |                           |                        |                          |                          |                          |                          |              |              |
| Less than \$100.....  | -  | -                         | -                      | -                        | -                        | -                        | -                        | -            | -            |
| \$100 to \$199.....   | 5.6  | -                         | .7                     | .7                       | .9                       | 1.2                      | 1.1                      | 1.0          | 2 002        |
| \$200 to \$249.....   | 15.0   | .2                        | 1.0                    | 2.0                      | 4.2                      | 3.5                      | 2.9                      | 1.1          | 1 943        |
| \$250 to \$299.....   | 28.4   | -                         | .9                     | 3.4                      | 5.7                      | 10.3                     | 7.6                      | 1.5          | 2 191        |
| \$300 to \$349.....   | 28.4   | -                         | .7                     | 1.6                      | 6.0                      | 8.3                      | 11.8                     | 1.0          | 2 355        |
| \$350 to \$399.....   | 18.2   | -                         | .5                     | .9                       | 1.8                      | 4.3                      | 10.4                     | .6           | 2500+        |
| \$400 to \$449.....   | 14.1   | -                         | .7                     | .5                       | 1.4                      | 4.4                      | 5.4                      | 1.7          | 2 412        |
| \$450 to \$499.....   | 11.5   | -                         | .4                     | 1.1                      | 2.4                      | 3.1                      | 3.7                      | .9           | 2 238        |
| \$500 to \$599.....   | 21.9   | -                         | 1.0                    | 2.0                      | 4.7                      | 4.5                      | 8.7                      | 1.1          | 2 303        |
| \$600 to \$699.....   | 25.1   | -                         | .2                     | 2.6                      | 4.0                      | 5.3                      | 11.2                     | 1.9          | 2 458        |
| \$700 to \$799.....   | 24.3   | .2                        | .2                     | 2.6                      | 5.2                      | 6.1                      | 9.8                      | .2           | 2 314        |
| \$800 to \$899.....   | 31.2   | -                         | .4                     | 1.4                      | 3.3                      | 8.3                      | 16.9                     | .9           | 2500+        |
| \$1,000 to \$1,249.....   | 15.8   | -                         | -                      | -                        | 1.1                      | 3.2                      | 11.0                     | .4           | 2500+        |
| \$1,250 to \$1,499.....   | 5.7  | -                         | -                      | -                        | .7                       | 1.0                      | 4.1                      | -            | 2500+        |
| \$1,500 or more.....  | 5.0  | -                         | .4                     | -                        | .3                       | .7                       | 3.6                      | -            | 2500+        |
| No cash rent.....   | -  | -                         | -                      | -                        | -                        | -                        | -                        | -            | -            |
| Mortgage payment not reported.....  | 21.4   | -                         | .5                     | 1.7                      | 3.4                      | 4.4                      | 10.5                     | .9           | 2500+        |
| Median (excludes no cash rent).....   | 514  | -                         | 375                    | 463                      | 470                      | 452                      | 623                      | 425          | -            |
| <b>Median Monthly Housing Costs For Owners</b>                                  |  |                           |                        |                          |                          |                          |                          |              |              |
| Monthly costs including all mortgages plus maintenance costs.....               | 545  | -                         | 392                    | 487                      | 489                      | 485                      | 648                      | 460          | -            |
| Monthly costs excluding 2nd and subsequent mortgages and maintenance costs..... | 502  | -                         | 353                    | 449                      | 464                      | 447                      | 602                      | 422          | -            |

**Table 3-18. Square Footage by Household and Unit Size, Income, and Costs - Owner Occupied Units—Con.**

[Numbers in thousands. For meaning of symbols, see text.]

| Characteristics        | Size of occupied detached 1-family homes and 1-family mobile homes |                           |                        |                          |                          |                          |                          |               | Median |
|------------------------|--|---------------------------|------------------------|--------------------------|--------------------------|--------------------------|--------------------------|---------------|--------|
|                        | Total  | Less than 500 square feet | 500 to 999 square feet | 1000 to 1499 square feet | 1500 to 1999 square feet | 2000 to 2499 square feet | 2500 square feet or more | Not reported  |        |
| <b>Value</b>           |  |                           |                        |                          |                          |                          |                          |               |        |
| Less than \$10,000     | .6   | -                         | .3                     | .2                       | -                        | -                        | -                        | .1            | ...    |
| \$10,000 to \$19,999   | 3.8  | -                         | .7                     | .5                       | .1                       | .3                       | 1.6                      | .5            | 2500+  |
| \$20,000 to \$29,999   | 6.4  | .2                        | 1.5                    | .6                       | .7                       | .9                       | 1.5                      | 1.0           | 1 772  |
| \$30,000 to \$39,999   | 13.6   | -                         | 1.0                    | 1.8                      | 3.4                      | 2.9                      | 3.6                      | 1.1           | 2 052  |
| \$40,000 to \$49,999   | 23.1   | -                         | 1.2                    | 3.8                      | 6.6                      | 4.9                      | 4.3                      | 2.3           | 1 912  |
| \$50,000 to \$59,999   | 32.6   | .2                        | 1.0                    | 4.1                      | 9.2                      | 10.0                     | 6.1                      | 2.0           | 2 042  |
| \$60,000 to \$69,999   | 42.6   | -                         | 1.1                    | 4.4                      | 8.6                      | 15.8                     | 10.9                     | 1.8           | 2 199  |
| \$70,000 to \$79,999   | 34.7   | -                         | .1                     | 3.4                      | 5.3                      | 12.3                     | 13.0                     | .6            | 2 334  |
| \$80,000 to \$89,999   | 52.4   | -                         | -                      | 1.7                      | 7.6                      | 11.6                     | 29.6                     | 1.8           | 2500+  |
| \$100,000 to \$119,999 | 23.9   | -                         | -                      | .2                       | 1.6                      | 3.2                      | 18.2                     | .7            | 2500+  |
| \$120,000 to \$149,999 | 21.0   | -                         | -                      | -                        | .6                       | 4.2                      | 15.0                     | 1.1           | 2500+  |
| \$150,000 to \$199,999 | 11.6   | -                         | .2                     | -                        | .6                       | 1.7                      | 9.2                      | -             | 2500+  |
| \$200,000 to \$249,999 | 4.0  | -                         | .2                     | -                        | .2                       | .2                       | 3.5                      | -             | 2500+  |
| \$250,000 to \$299,999 | 1.0  | -                         | -                      | -                        | .4                       | .2                       | .5                       | -             | ...    |
| \$300,000 or more      | 2.2  | -                         | .2                     | .2                       | -                        | .2                       | 1.8                      | -             | ...    |
| <b>Median</b>          | <b>74 046</b>  | -                         | <b>42 009</b>          | <b>58 927</b>            | <b>62 883</b>            | <b>69 681</b>            | <b>92 306</b>            | <b>57 689</b> | -      |

**Table 3-19. Income, Costs, and Mortgage - Owner Occupied Units**

[Numbers in thousands. For meaning of symbols, see text.]

| Characteristics   | Owner occupied |                        |               |             |                  |                        |               |             | Renter occupied        |       |                                   |       |
|---|----------------|------------------------|---------------|-------------|------------------|------------------------|---------------|-------------|------------------------|-------|-----------------------------------|-------|
|   | With mortgage  |                        |               |             | With no mortgage |                        |               |             | All renters            |       | Unsubsidized renters <sup>1</sup> |       |
|   | Total          | Specified <sup>2</sup> | Not specified |             | Total            | Specified <sup>2</sup> | Not specified |             | Specified <sup>2</sup> | Other | Specified <sup>2</sup>            | Other |
|   |                |                        | Condo or Coop | Other       |                  |                        | Condo or Coop | Other       |                        |       |                                   |       |
| <b>Total</b> .....  | <b>196.2</b>   | <b>164.9</b>           | <b>6.4</b>    | <b>24.9</b> | <b>125.7</b>     | <b>103.6</b>           | <b>6.1</b>    | <b>15.6</b> | ---                    | ---   | ---                               | ---   |
| <b>Income of Families and Primary Individuals</b>                               |                |                        |               |             |                  |                        |               |             |                        |       |                                   |       |
| Less than \$5,000.....  | 1.7            | 1.5                    | ---           | .2          | 2.7              | 2.3                    | ---           | .4          | ---                    | ---   | ---                               | ---   |
| \$5,000 to \$9,999.....   | 3.1            | 2.6                    | ---           | .5          | 17.2             | 12.8                   | .4            | 4.0         | ---                    | ---   | ---                               | ---   |
| \$10,000 to \$14,999.....   | 5.1            | 3.0                    | .2            | 1.9         | 15.8             | 12.7                   | .6            | 2.5         | ---                    | ---   | ---                               | ---   |
| \$15,000 to \$19,999.....   | 6.1            | 4.1                    | .3            | 1.7         | 11.2             | 8.6                    | .9            | 1.7         | ---                    | ---   | ---                               | ---   |
| \$20,000 to \$24,999.....   | 15.2           | 12.2                   | .8            | 2.2         | 13.5             | 11.1                   | .9            | 1.4         | ---                    | ---   | ---                               | ---   |
| \$25,000 to \$29,999.....   | 17.9           | 13.8                   | 1.2           | 3.0         | 13.5             | 11.1                   | 1.1           | 1.3         | ---                    | ---   | ---                               | ---   |
| \$30,000 to \$34,999.....   | 18.5           | 14.8                   | .8            | 2.9         | 11.5             | 9.7                    | .5            | 1.3         | ---                    | ---   | ---                               | ---   |
| \$35,000 to \$39,999.....   | 23.7           | 19.9                   | .6            | 3.1         | 6.6              | 5.6                    | ---           | .9          | ---                    | ---   | ---                               | ---   |
| \$40,000 to \$49,999.....   | 35.0           | 30.6                   | .9            | 3.5         | 11.1             | 10.0                   | .4            | .8          | ---                    | ---   | ---                               | ---   |
| \$50,000 to \$59,999.....   | 25.6           | 22.6                   | .6            | 2.4         | 7.8              | 6.6                    | .7            | .3          | ---                    | ---   | ---                               | ---   |
| \$60,000 to \$79,999.....   | 24.0           | 21.2                   | .4            | 2.4         | 8.8              | 7.7                    | .4            | .7          | ---                    | ---   | ---                               | ---   |
| \$80,000 to \$99,999.....   | 10.8           | 10.1                   | .5            | .2          | 1.7              | 1.5                    | ---           | .2          | ---                    | ---   | ---                               | ---   |
| \$100,000 to \$119,999.....   | 3.9            | 3.5                    | ---           | .4          | 2.4              | 1.9                    | ---           | .2          | ---                    | ---   | ---                               | ---   |
| \$120,000 or more.....  | 5.6            | 4.9                    | .2            | .6          | 1.9              | 1.9                    | ---           | ---         | ---                    | ---   | ---                               | ---   |
| Median.....   | 41 953         | 43 437                 | 34 915        | 35 147      | 25 905           | 26 962                 | 26 281        | 17 643      | ---                    | ---   | ---                               | ---   |
| <b>Monthly Housing Costs</b>  |                |                        |               |             |                  |                        |               |             |                        |       |                                   |       |
| Less than \$100.....  | ---            | ---                    | ---           | ---         | .2               | ---                    | .2            | ---         | ---                    | ---   | ---                               | ---   |
| \$100 to \$199.....   | ---            | ---                    | ---           | ---         | 7.7              | 5.5                    | ---           | 2.2         | ---                    | ---   | ---                               | ---   |
| \$200 to \$249.....   | .2             | .2                     | ---           | ---         | 18.9             | 15.0                   | .4            | 1.5         | ---                    | ---   | ---                               | ---   |
| \$250 to \$299.....   | 1.5            | 1.0                    | ---           | .5          | 32.0             | 27.4                   | 1.2           | 3.3         | ---                    | ---   | ---                               | ---   |
| \$300 to \$349.....   | 3.2            | 2.9                    | ---           | .3          | 30.8             | 26.5                   | .9            | 3.4         | ---                    | ---   | ---                               | ---   |
| \$350 to \$399.....   | 5.0            | 4.4                    | ---           | .5          | 18.1             | 12.8                   | 1.5           | 1.9         | ---                    | ---   | ---                               | ---   |
| \$400 to \$449.....   | 6.8            | 6.2                    | ---           | .6          | 8.8              | 7.6                    | .5            | 1.8         | ---                    | ---   | ---                               | ---   |
| \$450 to \$499.....   | 10.0           | 8.8                    | .1            | 1.2         | 3.3              | 2.5                    | .2            | .6          | ---                    | ---   | ---                               | ---   |
| \$500 to \$599.....   | 23.0           | 18.0                   | 1.3           | 3.8         | 4.7              | 4.2                    | .2            | .3          | ---                    | ---   | ---                               | ---   |
| \$600 to \$699.....   | 28.1           | 23.9                   | 1.2           | 3.1         | 1.5              | 1.1                    | .3            | .1          | ---                    | ---   | ---                               | ---   |
| \$700 to \$799.....   | 28.0           | 23.0                   | 1.1           | 3.9         | .9               | .2                     | .4            | .2          | ---                    | ---   | ---                               | ---   |
| \$800 to \$999.....   | 35.3           | 30.8                   | .7            | 4.1         | .7               | .4                     | .3            | ---         | ---                    | ---   | ---                               | ---   |
| \$1,000 to \$1,249.....   | 17.5           | 15.7                   | .4            | 1.5         | .6               | .2                     | ---           | .4          | ---                    | ---   | ---                               | ---   |
| \$1,250 to \$1,499.....   | 6.6            | 5.7                    | .3            | .6          | ---              | ---                    | ---           | ---         | ---                    | ---   | ---                               | ---   |
| \$1,500 or more.....  | 5.8            | 4.1                    | .5            | 1.1         | .6               | .6                     | ---           | ---         | ---                    | ---   | ---                               | ---   |
| No cash rent.....   | ---            | ---                    | ---           | ---         | ---              | ---                    | ---           | ---         | ---                    | ---   | ---                               | ---   |
| Mortgage payment not reported.....  | 25.1           | 20.4                   | .9            | 3.7         | ---              | ---                    | ---           | ---         | ---                    | ---   | ---                               | ---   |
| Median (excludes no cash rent).....   | 727            | 730                    | 716           | 714         | 310              | 308                    | 362           | 313         | ---                    | ---   | ---                               | ---   |
| <b>Median Monthly Housing Costs For Owners</b>                                  |                |                        |               |             |                  |                        |               |             |                        |       |                                   |       |
| Monthly costs including all mortgages plus maintenance costs.....               | 754            | 757                    | 719           | 739         | 320              | 317                    | 362           | 325         | ---                    | ---   | ---                               | ---   |
| Monthly costs excluding 2nd and subsequent mortgages and maintenance costs..... | 701            | 703                    | 715           | 684         | 310              | 308                    | 362           | 313         | ---                    | ---   | ---                               | ---   |
| <b>Monthly Housing Costs as Percent of Income</b>                               |                |                        |               |             |                  |                        |               |             |                        |       |                                   |       |
| Less than 5 percent.....  | .7             | .4                     | ---           | .4          | 3.9              | 3.4                    | .2            | .3          | ---                    | ---   | ---                               | ---   |
| 5 to 9 percent.....   | 6.8            | 6.1                    | .2            | .5          | 29.6             | 26.1                   | 1.4           | 2.1         | ---                    | ---   | ---                               | ---   |
| 10 to 14 percent.....   | 24.9           | 23.2                   | .1            | 1.8         | 27.2             | 24.1                   | .9            | 2.2         | ---                    | ---   | ---                               | ---   |
| 15 to 19 percent.....   | 32.0           | 27.6                   | 1.1           | 3.3         | 18.3             | 14.8                   | 1.4           | 2.1         | ---                    | ---   | ---                               | ---   |
| 20 to 24 percent.....   | 39.0           | 34.0                   | 1.2           | 3.8         | 12.4             | 9.6                    | 1.0           | 1.8         | ---                    | ---   | ---                               | ---   |
| 25 to 29 percent.....   | 29.6           | 24.2                   | 1.6           | 3.8         | 7.2              | 5.8                    | ---           | 1.4         | ---                    | ---   | ---                               | ---   |
| 30 to 34 percent.....   | 14.7           | 10.7                   | 1.0           | 3.0         | 6.4              | 5.0                    | .1            | 1.3         | ---                    | ---   | ---                               | ---   |
| 35 to 39 percent.....   | 6.7            | 5.8                    | .2            | .9          | 3.3              | 3.1                    | ---           | .2          | ---                    | ---   | ---                               | ---   |
| 40 to 49 percent.....   | 6.0            | 4.4                    | .2            | 1.4         | 7.1              | 3.8                    | .8            | 2.5         | ---                    | ---   | ---                               | ---   |
| 50 to 59 percent.....   | 2.2            | 1.3                    | .3            | .7          | 4.2              | 3.2                    | ---           | 1.0         | ---                    | ---   | ---                               | ---   |
| 60 to 69 percent.....   | 2.3            | 1.8                    | ---           | .5          | 1.5              | .9                     | .4            | .2          | ---                    | ---   | ---                               | ---   |
| 70 to 99 percent.....   | 2.1            | 1.6                    | ---           | .5          | 2.5              | 2.1                    | ---           | .4          | ---                    | ---   | ---                               | ---   |
| 100 percent or more <sup>3</sup> .....  | 1.6            | 1.0                    | ---           | .7          | 1.8              | 1.6                    | ---           | .2          | ---                    | ---   | ---                               | ---   |
| Zero or negative income.....  | .7             | .7                     | ---           | ---         | .2               | .2                     | ---           | ---         | ---                    | ---   | ---                               | ---   |
| No cash rent.....   | ---            | ---                    | ---           | ---         | ---              | ---                    | ---           | ---         | ---                    | ---   | ---                               | ---   |
| Mortgage payment not reported.....  | 24.8           | 20.1                   | .9            | 3.7         | ---              | ---                    | ---           | ---         | ---                    | ---   | ---                               | ---   |
| Median (excludes 3 previous lines).....   | 22             | 22                     | 26            | 26          | 16               | 15                     | 17            | 23          | ---                    | ---   | ---                               | ---   |
| <b>Value</b>  |                |                        |               |             |                  |                        |               |             |                        |       |                                   |       |
| Less than \$10,000.....   | .5             | ---                    | .2            | .3          | 1.3              | .3                     | .4            | .6          | ---                    | ---   | ---                               | ---   |
| \$10,000 to \$19,999.....   | 3.9            | 1.8                    | ---           | 2.3         | 3.3              | 1.2                    | ---           | 2.1         | ---                    | ---   | ---                               | ---   |
| \$20,000 to \$29,999.....   | 7.5            | 3.1                    | ---           | 4.4         | 5.4              | 2.6                    | ---           | 2.8         | ---                    | ---   | ---                               | ---   |
| \$30,000 to \$39,999.....   | 13.2           | 9.1                    | .3            | 3.7         | 7.9              | 4.6                    | .1            | 3.2         | ---                    | ---   | ---                               | ---   |
| \$40,000 to \$49,999.....   | 18.5           | 13.2                   | .7            | 4.6         | 11.9             | 10.3                   | .2            | 1.4         | ---                    | ---   | ---                               | ---   |
| \$50,000 to \$59,999.....   | 22.1           | 17.8                   | 2.1           | 2.2         | 17.1             | 14.2                   | 2.1           | 1.8         | ---                    | ---   | ---                               | ---   |
| \$60,000 to \$69,999.....   | 23.3           | 21.0                   | .8            | 1.5         | 23.4             | 21.7                   | .5            | 1.6         | ---                    | ---   | ---                               | ---   |
| \$70,000 to \$79,999.....   | 22.9           | 20.6                   | .6            | 1.7         | 16.6             | 14.6                   | 1.2           | .8          | ---                    | ---   | ---                               | ---   |
| \$80,000 to \$89,999.....   | 37.8           | 34.6                   | 1.2           | 2.0         | 18.3             | 17.2                   | .8            | .4          | ---                    | ---   | ---                               | ---   |
| \$100,000 to \$119,999.....   | 16.4           | 15.7                   | .2            | .5          | 9.0              | 7.4                    | .5            | 1.1         | ---                    | ---   | ---                               | ---   |
| \$120,000 to \$149,999.....   | 14.6           | 14.0                   | ---           | .6          | 7.3              | 6.2                    | ---           | 1.0         | ---                    | ---   | ---                               | ---   |
| \$150,000 to \$199,999.....   | 8.7            | 8.6                    | ---           | .1          | 3.1              | 2.9                    | ---           | .2          | ---                    | ---   | ---                               | ---   |
| \$200,000 to \$249,999.....   | 3.6            | 2.6                    | .4            | .7          | 1.1              | .7                     | .2            | .2          | ---                    | ---   | ---                               | ---   |
| \$250,000 to \$299,999.....   | 1.0            | 1.0                    | ---           | ---         | ---              | ---                    | ---           | ---         | ---                    | ---   | ---                               | ---   |
| \$300,000 or more.....  | 2.3            | 2.0                    | ---           | .4          | .2               | .2                     | ---           | ---         | ---                    | ---   | ---                               | ---   |
| Median.....   | 74 023         | 78 056                 | 69 813        | 43 832      | 66 831           | 66 635                 | 66 343        | 37 309      | ---                    | ---   | ---                               | ---   |
| <b>Value-Income Ratio</b>   |                |                        |               |             |                  |                        |               |             |                        |       |                                   |       |
| Less than 1.5.....  | 73.3           | 55.8                   | 2.3           | 15.2        | 30.3             | 23.1                   | 1.8           | 5.6         | ---                    | ---   | ---                               | ---   |
| 1.5 to 1.9.....   | 43.4           | 38.5                   | 1.6           | 3.4         | 14.6             | 12.0                   | 1.0           | 1.6         | ---                    | ---   | ---                               | ---   |
| 2.0 to 2.4.....   | 34.4           | 30.9                   | 1.5           | 2.1         | 19.0             | 16.4                   | .8            | 2.0         | ---                    | ---   | ---                               | ---   |
| 2.5 to 2.9.....   | 16.5           | 15.2                   | .8            | .7          | 9.3              | 7.8                    | .5            | 1.0         | ---                    | ---   | ---                               | ---   |
| 3.0 to 3.9.....   | 15.3           | 12.6                   | .4            | 2.3         | 17.7             | 14.6                   | .9            | 2.2         | ---                    | ---   | ---                               | ---   |
| 4.0 to 4.9.....   | 4.4            | 4.2                    | ---           | .3          | 9.1              | 8.0                    | .4            | .8          | ---                    | ---   | ---                               | ---   |
| 5.0 or more.....  | 8.2            | 7.0                    | .2            | 1.0         | 25.6             | 21.7                   | 1.2           | 2.7         | ---                    | ---   | ---                               | ---   |
| Zero or negative income.....  | .7             | .7                     | ---           | ---         | .2               | .2                     | ---           | ---         | ---                    | ---   | ---                               | ---   |
| Median.....   | 1.8            | 1.8                    | 1.8           | 1.5         | 2.5              | 2.5                    | 2.4           | 2.2         | ---                    | ---   | ---                               | ---   |

Table 3-19. Income, Costs, and Mortgage - Owner Occupied Units—Con.

[Numbers in thousands. For meaning of symbols, see text.]

| Characteristics  | Owner occupied |                        |               |       |                  |                        |               |       | Renter occupied        |       |                                   |       |
|--|----------------|------------------------|---------------|-------|------------------|------------------------|---------------|-------|------------------------|-------|-----------------------------------|-------|
|  | With mortgage  |                        |               |       | With no mortgage |                        |               |       | All renters            |       | Unsubsidized renters <sup>1</sup> |       |
|  | Total          | Specified <sup>2</sup> | Not specified |       | Total            | Specified <sup>2</sup> | Not specified |       | Specified <sup>3</sup> | Other | Specified <sup>3</sup>            | Other |
|  |                |                        | Condo or Coop | Other |                  |                        | Condo or Coop | Other |                        |       |                                   |       |
| <b>Average Monthly Cost Paid for Real Estate Taxes</b> |                |                        |               |       |                  |                        |               |       |                        |       |                                   |       |
| Less than \$25.....                                    | 1.3            | 1.0                    | -             | .3    | .9               | .2                     | .2            | .5    | ...                    | ...   | ...                               | ...   |
| \$25 to \$49.....                                      | 2.1            | 1.4                    | -             | .7    | 2.1              | .9                     | -             | 1.2   | ...                    | ...   | ...                               | ...   |
| \$50 to \$74.....                                      | 6.3            | 4.5                    | -             | 1.8   | 3.0              | 2.2                    | -             | .8    | ...                    | ...   | ...                               | ...   |
| \$75 to \$99.....                                      | 11.5           | 8.9                    | .9            | 1.7   | 6.0              | 4.2                    | .5            | 1.3   | ...                    | ...   | ...                               | ...   |
| \$100 to \$149.....                                    | 58.7           | 47.5                   | 2.2           | 9.0   | 36.2             | 31.4                   | 1.2           | 3.6   | ...                    | ...   | ...                               | ...   |
| \$150 to \$199.....                                    | 82.6           | 55.3                   | 2.4           | 4.9   | 44.2             | 38.2                   | 2.9           | 3.0   | ...                    | ...   | ...                               | ...   |
| \$200 or more.....                                     | 53.7           | 46.3                   | .9            | 6.5   | 33.4             | 26.7                   | 1.3           | 5.4   | ...                    | ...   | ...                               | ...   |
| Median.....  | 165            | 167                    | 151           | 144   | 167              | 167                    | 170           | 158   | ...                    | ...   | ...                               | ...   |
| <b>OWNERS WITH ONE OR MORE MORTGAGES</b>               |                |                        |               |       |                  |                        |               |       |                        |       |                                   |       |
| Total.....   | 196.2          | 164.9                  | 6.4           | 24.9  | ...              | ...                    | ...           | ...   | ...                    | ...   | ...                               | ...   |
| <b>Monthly Payment for Principal and Interest</b>      |                |                        |               |       |                  |                        |               |       |                        |       |                                   |       |
| Less than \$100.....                                   | 8.0            | 6.7                    | -             | 1.3   | ...              | ...                    | ...           | ...   | ...                    | ...   | ...                               | ...   |
| \$100 to \$199.....                                    | 19.2           | 16.7                   | .1            | 2.4   | ...              | ...                    | ...           | ...   | ...                    | ...   | ...                               | ...   |
| \$200 to \$249.....                                    | 13.4           | 11.7                   | .6            | 1.2   | ...              | ...                    | ...           | ...   | ...                    | ...   | ...                               | ...   |
| \$250 to \$299.....                                    | 14.2           | 12.4                   | .4            | 1.3   | ...              | ...                    | ...           | ...   | ...                    | ...   | ...                               | ...   |
| \$300 to \$349.....                                    | 13.7           | 10.8                   | .9            | 2.0   | ...              | ...                    | ...           | ...   | ...                    | ...   | ...                               | ...   |
| \$350 to \$399.....                                    | 15.5           | 12.5                   | .7            | 2.3   | ...              | ...                    | ...           | ...   | ...                    | ...   | ...                               | ...   |
| \$400 to \$449.....                                    | 12.9           | 10.6                   | .4            | 1.9   | ...              | ...                    | ...           | ...   | ...                    | ...   | ...                               | ...   |
| \$450 to \$499.....                                    | 12.3           | 10.6                   | .1            | 1.6   | ...              | ...                    | ...           | ...   | ...                    | ...   | ...                               | ...   |
| \$500 to \$599.....                                    | 24.6           | 20.5                   | 1.1           | 3.2   | ...              | ...                    | ...           | ...   | ...                    | ...   | ...                               | ...   |
| \$600 to \$699.....                                    | 13.9           | 13.0                   | -             | .9    | ...              | ...                    | ...           | ...   | ...                    | ...   | ...                               | ...   |
| \$700 to \$799.....                                    | 8.4            | 6.8                    | .4            | 1.3   | ...              | ...                    | ...           | ...   | ...                    | ...   | ...                               | ...   |
| \$800 to \$999.....                                    | 9.7            | 8.0                    | .5            | 1.1   | ...              | ...                    | ...           | ...   | ...                    | ...   | ...                               | ...   |
| \$1,000 to \$1,249.....                                | 2.3            | 1.8                    | .3            | .2    | ...              | ...                    | ...           | ...   | ...                    | ...   | ...                               | ...   |
| \$1,250 to \$1,499.....                                | 2.2            | 2.2                    | -             | -     | ...              | ...                    | ...           | ...   | ...                    | ...   | ...                               | ...   |
| \$1,500 or more.....                                   | .7             | .2                     | -             | .5    | ...              | ...                    | ...           | ...   | ...                    | ...   | ...                               | ...   |
| Not reported.....                                      | 25.1           | 20.4                   | .9            | 3.7   | ...              | ...                    | ...           | ...   | ...                    | ...   | ...                               | ...   |
| Median.....  | 406            | 407                    | 404           | 402   | ...              | ...                    | ...           | ...   | ...                    | ...   | ...                               | ...   |
| <b>Type of Primary Mortgage</b>                        |                |                        |               |       |                  |                        |               |       |                        |       |                                   |       |
| FHA.....   | 14.6           | 12.1                   | .3            | 2.2   | ...              | ...                    | ...           | ...   | ...                    | ...   | ...                               | ...   |
| VA.....  | 20.5           | 17.5                   | .5            | 2.6   | ...              | ...                    | ...           | ...   | ...                    | ...   | ...                               | ...   |
| Farmers Home Administration.....                       | .8             | .8                     | -             | -     | ...              | ...                    | ...           | ...   | ...                    | ...   | ...                               | ...   |
| Other types.....                                       | 156.4          | 131.9                  | 5.4           | 19.1  | ...              | ...                    | ...           | ...   | ...                    | ...   | ...                               | ...   |
| Don't know.....  | .8             | .8                     | -             | -     | ...              | ...                    | ...           | ...   | ...                    | ...   | ...                               | ...   |
| Not reported.....                                      | 3.0            | 1.8                    | .2            | 1.0   | ...              | ...                    | ...           | ...   | ...                    | ...   | ...                               | ...   |
| <b>Mortgage Origination</b>                            |                |                        |               |       |                  |                        |               |       |                        |       |                                   |       |
| Placed new mortgage(s).....                            | 172.4          | 146.2                  | 5.9           | 20.3  | ...              | ...                    | ...           | ...   | ...                    | ...   | ...                               | ...   |
| Primary obtained when property acquired.....           | 133.3          | 112.2                  | 5.7           | 15.3  | ...              | ...                    | ...           | ...   | ...                    | ...   | ...                               | ...   |
| Obtained later.....                                    | 39.1           | 34.0                   | .2            | 4.9   | ...              | ...                    | ...           | ...   | ...                    | ...   | ...                               | ...   |
| Date not reported.....                                 | -              | -                      | -             | -     | ...              | ...                    | ...           | ...   | ...                    | ...   | ...                               | ...   |
| Assumed.....   | 3.5            | 2.7                    | -             | .8    | ...              | ...                    | ...           | ...   | ...                    | ...   | ...                               | ...   |
| Wrap-around.....                                       | -              | -                      | -             | -     | ...              | ...                    | ...           | ...   | ...                    | ...   | ...                               | ...   |
| Combination of the above.....                          | 17.5           | 14.5                   | .3            | 2.6   | ...              | ...                    | ...           | ...   | ...                    | ...   | ...                               | ...   |
| Origin not reported.....                               | 2.8            | 1.4                    | .2            | 1.2   | ...              | ...                    | ...           | ...   | ...                    | ...   | ...                               | ...   |
| <b>Payment Plan of Primary Mortgage</b>                |                |                        |               |       |                  |                        |               |       |                        |       |                                   |       |
| Fixed payment, self amortizing.....                    | 144.7          | 123.7                  | 4.0           | 17.0  | ...              | ...                    | ...           | ...   | ...                    | ...   | ...                               | ...   |
| Adjustable rate mortgage.....                          | 30.9           | 25.0                   | 1.5           | 4.4   | ...              | ...                    | ...           | ...   | ...                    | ...   | ...                               | ...   |
| Adjustable term mortgage.....                          | .2             | .2                     | -             | -     | ...              | ...                    | ...           | ...   | ...                    | ...   | ...                               | ...   |
| Graduated payment mortgage.....                        | 2.2            | 1.8                    | .1            | .2    | ...              | ...                    | ...           | ...   | ...                    | ...   | ...                               | ...   |
| Balloon.....   | 1.5            | 1.5                    | -             | -     | ...              | ...                    | ...           | ...   | ...                    | ...   | ...                               | ...   |
| Other.....   | 1.5            | 1.5                    | -             | -     | ...              | ...                    | ...           | ...   | ...                    | ...   | ...                               | ...   |
| Combination of the above.....                          | 1.8            | 1.5                    | -             | .1    | ...              | ...                    | ...           | ...   | ...                    | ...   | ...                               | ...   |
| Not reported.....                                      | 13.7           | 9.7                    | .8            | 3.2   | ...              | ...                    | ...           | ...   | ...                    | ...   | ...                               | ...   |
| <b>Payment Plan of Secondary Mortgage</b>              |                |                        |               |       |                  |                        |               |       |                        |       |                                   |       |
| Units with two or more mortgages.....                  | 20.2           | 16.6                   | .3            | 3.3   | ...              | ...                    | ...           | ...   | ...                    | ...   | ...                               | ...   |
| Fixed payment, self amortizing.....                    | 10.3           | 8.2                    | .3            | 1.9   | ...              | ...                    | ...           | ...   | ...                    | ...   | ...                               | ...   |
| Adjustable rate mortgage.....                          | 2.2            | 2.0                    | -             | .2    | ...              | ...                    | ...           | ...   | ...                    | ...   | ...                               | ...   |
| Adjustable term mortgage.....                          | .2             | -                      | -             | .2    | ...              | ...                    | ...           | ...   | ...                    | ...   | ...                               | ...   |
| Graduated payment mortgage.....                        | -              | -                      | -             | -     | ...              | ...                    | ...           | ...   | ...                    | ...   | ...                               | ...   |
| Balloon.....   | .4             | .4                     | -             | -     | ...              | ...                    | ...           | ...   | ...                    | ...   | ...                               | ...   |
| Other.....   | -              | -                      | -             | -     | ...              | ...                    | ...           | ...   | ...                    | ...   | ...                               | ...   |
| Combination of the above.....                          | .7             | .7                     | -             | -     | ...              | ...                    | ...           | ...   | ...                    | ...   | ...                               | ...   |
| Not reported.....                                      | 6.4            | 5.4                    | -             | 1.0   | ...              | ...                    | ...           | ...   | ...                    | ...   | ...                               | ...   |
| <b>Lenders of Primary and Secondary Mortgages</b>      |                |                        |               |       |                  |                        |               |       |                        |       |                                   |       |
| Only borrowed from firm(s).....                        | 182.3          | 154.3                  | 6.2           | 21.8  | ...              | ...                    | ...           | ...   | ...                    | ...   | ...                               | ...   |
| Only borrowed from seller.....                         | 2.2            | 1.8                    | -             | .4    | ...              | ...                    | ...           | ...   | ...                    | ...   | ...                               | ...   |
| Only borrowed from other individual(s).....            | 1.7            | 1.5                    | -             | .2    | ...              | ...                    | ...           | ...   | ...                    | ...   | ...                               | ...   |
| Borrowed from a firm and seller.....                   | .3             | .1                     | -             | .2    | ...              | ...                    | ...           | ...   | ...                    | ...   | ...                               | ...   |
| Borrowed from a firm and other individual.....         | .9             | .8                     | -             | .2    | ...              | ...                    | ...           | ...   | ...                    | ...   | ...                               | ...   |
| Borrowed from seller and other individual.....         | -              | -                      | -             | -     | ...              | ...                    | ...           | ...   | ...                    | ...   | ...                               | ...   |
| One or both sources not reported.....                  | 8.7            | 6.4                    | .2            | 2.1   | ...              | ...                    | ...           | ...   | ...                    | ...   | ...                               | ...   |

<sup>1</sup>Excludes units in public housing projects, and housing units with government rent subsidies.

<sup>2</sup>Limited to one-unit structures on less than 10 acres and no business on property.

<sup>3</sup>Excludes one-unit structures on 10 acres or more.

<sup>4</sup>May reflect a temporary situation, living off savings, or response error.

**Table 3-20. Income of Families and Primary Individuals by Selected Characteristics - Owner Occupied Units**

(Numbers in thousands. For meaning of symbols, see text.)

| Characteristics  | Total        | Zero to negative | \$1 to \$4,999 | \$5,000 to \$9,999 | \$10,000 to \$14,999 | \$15,000 to \$19,999 | \$20,000 to \$29,999 | \$30,000 to \$39,999 | \$40,000 to \$59,999 | \$60,000 to \$79,999 | \$80,000 to \$99,999 | \$100,000 to \$119,999 | \$120,000 or more | Median        |
|--|--------------|------------------|----------------|--------------------|----------------------|----------------------|----------------------|----------------------|----------------------|----------------------|----------------------|------------------------|-------------------|---------------|
| <b>Total</b>   | <b>321.9</b> | <b>.9</b>        | <b>3.5</b>     | <b>20.3</b>        | <b>20.9</b>          | <b>17.3</b>          | <b>60.1</b>          | <b>60.3</b>          | <b>79.5</b>          | <b>32.8</b>          | <b>12.6</b>          | <b>6.2</b>             | <b>7.5</b>        | <b>36 293</b> |
| <b>Units in Structure</b>                                  |              |                  |                |                    |                      |                      |                      |                      |                      |                      |                      |                        |                   |               |
| 1, detached  | 271.5        | .9               | 2.9            | 15.6               | 15.5                 | 13.0                 | 48.8                 | 50.4                 | 69.8                 | 29.9                 | 12.0                 | 5.7                    | 7.2               | 37 780        |
| 1, attached  | 12.1         | -                | .4             | 1.0                | 1.0                  | 1.0                  | 2.8                  | 1.5                  | 3.8                  | 1.0                  | .4                   | .3                     | .2                | 36 735        |
| 2 to 4   | 30.0         | -                | .6             | 3.1                | 4.0                  | 2.7                  | 5.7                  | 7.3                  | 4.7                  | 1.8                  | -                    | 4.2                    | .2                | 26 102        |
| 5 to 9   | .6           | -                | -              | -                  | -                    | .1                   | .2                   | .2                   | -                    | -                    | -                    | -                      | -                 | -             |
| 10 to 19   | 2.4          | -                | -              | .2                 | -                    | -                    | 1.2                  | .7                   | .3                   | -                    | -                    | -                      | -                 | -             |
| 20 to 49   | 1.1          | -                | -              | -                  | .1                   | -                    | .5                   | .1                   | .3                   | .1                   | -                    | -                      | -                 | -             |
| 50 or more   | 2.2          | -                | -              | .3                 | .2                   | .2                   | .8                   | .2                   | .2                   | .2                   | -                    | -                      | -                 | -             |
| Mobile home or trailer                                     | 2.0          | -                | -              | .7                 | .2                   | .3                   | .4                   | -                    | .4                   | -                    | -                    | -                      | -                 | -             |
| <b>Year Structure Built<sup>1</sup></b>                    |              |                  |                |                    |                      |                      |                      |                      |                      |                      |                      |                        |                   |               |
| 1990 to 1994   | -            | -                | -              | -                  | -                    | -                    | -                    | -                    | -                    | -                    | -                    | -                      | -                 | -             |
| 1985 to 1989   | 10.0         | -                | -              | -                  | .5                   | .4                   | 1.2                  | 1.1                  | 4.2                  | 1.7                  | .5                   | .2                     | .3                | 48 755        |
| 1980 to 1984   | 8.0          | -                | -              | -                  | -                    | .4                   | .9                   | 1.6                  | 3.0                  | .8                   | .5                   | .3                     | .5                | 46 888        |
| 1975 to 1979   | 22.7         | .2               | .2             | .4                 | .5                   | .4                   | 4.0                  | 3.9                  | 6.5                  | 3.7                  | 1.7                  | .2                     | 1.0               | 45 401        |
| 1970 to 1974   | 26.8         | -                | .2             | .6                 | .7                   | .4                   | 2.8                  | 5.8                  | 7.5                  | 4.3                  | 2.0                  | .8                     | 1.8               | 47 805        |
| 1960 to 1969   | 52.6         | -                | .2             | 2.3                | 2.5                  | 2.6                  | 7.9                  | 9.0                  | 15.0                 | 6.9                  | 3.1                  | 1.4                    | 1.7               | 42 297        |
| 1950 to 1959   | 78.4         | -                | .8             | 5.6                | 4.1                  | 4.9                  | 16.1                 | 14.8                 | 20.1                 | 7.9                  | 2.2                  | 1.1                    | 1.0               | 35 241        |
| 1940 to 1949   | 28.3         | -                | 1.0            | 1.9                | 2.6                  | 1.9                  | 6.1                  | 4.5                  | 6.3                  | 2.8                  | .2                   | .8                     | .2                | 31 489        |
| 1930 to 1939   | 34.0         | .3               | .6             | 3.8                | 3.2                  | 2.3                  | 7.7                  | 7.2                  | 6.1                  | 1.3                  | .5                   | .2                     | .8                | 28 859        |
| 1920 to 1929   | 27.6         | -                | .5             | 2.9                | 2.8                  | 1.9                  | 6.3                  | 5.3                  | 4.8                  | 1.3                  | .8                   | .9                     | .1                | 26 976        |
| 1919 or earlier  | 33.5         | .4               | -              | 2.8                | 4.0                  | 2.1                  | 7.0                  | 7.0                  | 6.1                  | 2.2                  | 1.2                  | .4                     | .2                | 30 561        |
| Median   | 1955         | -                | -              | 1943               | 1942                 | 1951                 | 1952                 | 1954                 | 1958                 | 1961                 | 1965                 | 1958                   | 1969              | -             |
| <b>Rooms</b>   |              |                  |                |                    |                      |                      |                      |                      |                      |                      |                      |                        |                   |               |
| 1 room   | -            | -                | -              | -                  | -                    | -                    | -                    | -                    | -                    | -                    | -                    | -                      | -                 | -             |
| 2 rooms  | -            | -                | -              | -                  | -                    | -                    | -                    | -                    | -                    | -                    | -                    | -                      | -                 | -             |
| 3 rooms  | 2.7          | .1               | -              | .3                 | .3                   | .2                   | .8                   | .9                   | -                    | .2                   | -                    | -                      | -                 | -             |
| 4 rooms  | 25.4         | -                | .6             | 4.1                | 3.8                  | 2.5                  | 7.0                  | 3.2                  | 2.4                  | 1.4                  | -                    | .4                     | -                 | 22 389        |
| 5 rooms  | 82.2         | -                | 1.4            | 7.4                | 6.0                  | 7.9                  | 19.5                 | 15.5                 | 18.3                 | 5.4                  | .8                   | .2                     | .2                | 29 517        |
| 6 rooms  | 83.6         | .2               | .5             | 5.5                | 6.5                  | 4.3                  | 15.5                 | 18.5                 | 22.5                 | 7.1                  | 1.1                  | 1.0                    | .8                | 34 977        |
| 7 rooms  | 62.0         | .8               | .8             | 2.0                | 3.0                  | 1.1                  | 10.1                 | 10.8                 | 17.5                 | 8.9                  | 4.7                  | 1.3                    | 1.3               | 43 003        |
| 8 rooms  | 37.8         | -                | .2             | .9                 | .8                   | .6                   | 3.9                  | 7.1                  | 12.3                 | 5.9                  | 2.5                  | 1.2                    | 2.4               | 48 712        |
| 9 rooms  | 18.4         | -                | -              | -                  | .1                   | .6                   | 2.2                  | 2.9                  | 3.7                  | 3.2                  | 1.9                  | 1.6                    | 2.2               | 58 280        |
| 10 rooms or more   | 9.7          | -                | -              | -                  | .4                   | .2                   | 1.1                  | 1.4                  | 2.8                  | .8                   | 1.7                  | .8                     | .7                | 52 128        |
| Median   | 6.1          | -                | -              | 6.3                | 5.6                  | 5.3                  | 5.7                  | 6.1                  | 6.3                  | 6.8                  | 7.5                  | 7.7                    | 8.1               | -             |
| <b>Bedrooms</b>  |              |                  |                |                    |                      |                      |                      |                      |                      |                      |                      |                        |                   |               |
| None   | -            | -                | -              | -                  | -                    | -                    | -                    | -                    | -                    | -                    | -                    | -                      | -                 | -             |
| 1  | 6.1          | .1               | .2             | .8                 | .5                   | .5                   | 2.0                  | 1.2                  | .5                   | -                    | -                    | .4                     | -                 | 25 669        |
| 2  | 87.8         | -                | .8             | 6.5                | 6.5                  | 6.7                  | 18.4                 | 10.7                 | 11.9                 | 3.7                  | .2                   | .5                     | -                 | 25 747        |
| 3  | 179.3        | .4               | 1.9            | 9.8                | 10.0                 | 8.5                  | 32.1                 | 36.1                 | 49.3                 | 20.4                 | 5.3                  | 2.8                    | 3.1               | 37 502        |
| 4 or more  | 68.7         | .4               | .6             | 1.4                | 2.0                  | 1.6                  | 8.7                  | 12.2                 | 17.8                 | 8.7                  | 7.1                  | 2.7                    | 4.4               | 47 213        |
| Median   | 3.0          | -                | -              | 2.8                | 2.6                  | 2.7                  | 2.9                  | 3.0                  | 3.1                  | 3.1                  | 3.5+                 | 3.4                    | 3.5+              | -             |
| <b>Complete Bathrooms</b>                                  |              |                  |                |                    |                      |                      |                      |                      |                      |                      |                      |                        |                   |               |
| None   | .4           | -                | -              | -                  | .1                   | -                    | -                    | .1                   | .2                   | -                    | -                    | -                      | -                 | -             |
| 1  | 113.7        | .1               | 1.8            | 12.6               | 11.4                 | 10.8                 | 27.0                 | 21.9                 | 20.1                 | 6.5                  | .3                   | 1.2                    | -                 | 27 462        |
| 1 and one-half   | 123.5        | .6               | .9             | 5.4                | 7.4                  | 4.6                  | 23.2                 | 25.2                 | 37.0                 | 12.2                 | 3.3                  | 2.2                    | 1.5               | 37 776        |
| 2 or more  | 84.3         | .2               | .8             | 2.3                | 2.0                  | 1.9                  | 9.9                  | 13.0                 | 22.2                 | 14.1                 | 9.0                  | 2.8                    | 6.0               | 50 797        |
| <b>Main Heating Equipment</b>                              |              |                  |                |                    |                      |                      |                      |                      |                      |                      |                      |                        |                   |               |
| Warm-air furnace   | 275.5        | .7               | 3.3            | 16.6               | 17.9                 | 15.9                 | 49.6                 | 51.2                 | 70.5                 | 28.4                 | 10.4                 | 5.0                    | 6.1               | 36 609        |
| Steam or hot water system                                  | 34.1         | -                | .2             | 3.1                | 2.7                  | .7                   | 8.1                  | 6.7                  | 6.5                  | 2.7                  | 1.8                  | 1.1                    | .6                | 33 322        |
| Electric heat pump   | 1.8          | -                | -              | -                  | -                    | .2                   | .3                   | .2                   | .1                   | .5                   | .2                   | -                      | .2                | -             |
| Built-in electric units                                    | 7.0          | -                | -              | .2                 | .1                   | .6                   | 1.4                  | 1.9                  | 1.7                  | .3                   | .2                   | .1                     | .5                | 36 305        |
| Floor, wall, or other built-in hot air units without ducts | .4           | .2               | -              | -                  | -                    | -                    | .2                   | -                    | -                    | -                    | -                    | -                      | -                 | -             |
| Room heaters with flue                                     | .6           | -                | -              | .2                 | -                    | -                    | .1                   | -                    | .2                   | .1                   | -                    | -                      | -                 | -             |
| Room heaters without flue                                  | .4           | -                | -              | -                  | .2                   | -                    | -                    | .2                   | -                    | -                    | -                    | -                      | -                 | -             |
| Portable electric heaters                                  | -            | -                | -              | -                  | -                    | -                    | -                    | -                    | -                    | -                    | -                    | -                      | -                 | -             |
| Stoves   | 1.1          | -                | -              | .2                 | -                    | -                    | .4                   | -                    | .2                   | .3                   | -                    | -                      | -                 | -             |
| Fireplaces with inserts                                    | .7           | -                | -              | -                  | -                    | -                    | -                    | .1                   | .2                   | .2                   | -                    | -                      | .2                | -             |
| Fireplaces without inserts                                 | -            | -                | -              | -                  | -                    | -                    | -                    | -                    | -                    | -                    | -                    | -                      | -                 | -             |
| Other  | .4           | -                | -              | -                  | -                    | -                    | -                    | -                    | .2                   | .2                   | -                    | -                      | -                 | -             |
| None   | -            | -                | -              | -                  | -                    | -                    | -                    | -                    | -                    | -                    | -                    | -                      | -                 | -             |
| <b>Source of Water</b>                                     |              |                  |                |                    |                      |                      |                      |                      |                      |                      |                      |                        |                   |               |
| Public system or private company                           | 254.9        | .7               | 2.9            | 16.0               | 17.5                 | 14.6                 | 52.6                 | 49.8                 | 58.8                 | 21.7                 | 8.3                  | 4.3                    | 5.5               | 34 225        |
| Well serving 1 to 5 units                                  | 66.7         | .2               | .6             | 2.3                | 3.4                  | 2.6                  | 7.3                  | 10.5                 | 20.6                 | 11.1                 | 4.2                  | 1.9                    | 2.0               | 46 250        |
| Drilled  | 61.1         | .2               | .4             | 2.1                | 3.3                  | 2.4                  | 6.8                  | 9.8                  | 18.5                 | 10.7                 | 3.4                  | 1.9                    | 1.6               | 46 025        |
| Dug  | 1.2          | -                | .2             | -                  | -                    | -                    | -                    | .6                   | -                    | .2                   | -                    | -                      | .2                | -             |
| Not reported   | 4.4          | -                | -              | .2                 | .1                   | .2                   | .5                   | .7                   | 1.5                  | .4                   | .6                   | -                      | .2                | 46 404        |
| Other  | .3           | -                | -              | -                  | -                    | -                    | .2                   | -                    | .1                   | -                    | -                    | -                      | -                 | -             |
| <b>Means of Sewage Disposal</b>                            |              |                  |                |                    |                      |                      |                      |                      |                      |                      |                      |                        |                   |               |
| Public sewer   | 273.9        | .7               | 3.3            | 18.1               | 18.3                 | 14.8                 | 53.2                 | 51.1                 | 66.4                 | 26.6                 | 10.4                 | 5.5                    | 5.5               | 35 580        |
| Septic tank, cesspool, chemical toilet                     | 48.0         | .2               | .2             | 2.2                | 2.6                  | 2.5                  | 7.0                  | 8.1                  | 13.1                 | 6.2                  | 2.2                  | .7                     | 2.0               | 40 394        |
| Other  | -            | -                | -              | -                  | -                    | -                    | -                    | -                    | -                    | -                    | -                    | -                      | -                 | -             |
| <b>Main House Heating Fuel</b>                             |              |                  |                |                    |                      |                      |                      |                      |                      |                      |                      |                        |                   |               |
| Housing units with heating fuel                            | 321.9        | .9               | 3.5            | 20.3               | 20.9                 | 17.3                 | 60.1                 | 60.3                 | 79.5                 | 32.8                 | 12.6                 | 6.2                    | 7.5               | 36 293        |
| Electricity  | 9.8          | -                | -              | .2                 | .3                   | .9                   | 1.7                  | 2.2                  | 2.3                  | .9                   | .4                   | .4                     | .7                | 38 792        |
| Piped gas  | 258.0        | .5               | 2.5            | 15.6               | 17.8                 | 13.5                 | 48.6                 | 47.3                 | 65.4                 | 26.6                 | 9.0                  | 4.4                    | 5.7               | 36 430        |
| Bottled gas  | 3.9          | -                | -              | .2                 | -                    | .7                   | .4                   | 1.0                  | 1.3                  | -                    | .2                   | .2                     | .2                | 36 898        |
| Fuel oil   | 47.1         | .4               | 1.0            | 4.1                | 2.9                  | 2.2                  | 9.1                  | 9.4                  | 10.0                 | 4.2                  | 1.9                  | 1.2                    | .9                | 34 235        |
| Kerosene or other liquid fuel                              | -            | -                | -              | -                  | -                    | -                    | -                    | -                    | -                    | -                    | -                    | -                      | -                 | -             |
| Coal or coke   | -            | -                | -              | -                  | -                    | -                    | -                    | -                    | -                    | -                    | -                    | -                      | -                 | -             |
| Wood   | 2.7          | -                | -              | .2                 | -                    | -                    | .4                   | .4                   | .6                   | .7                   | .2                   | -                      | .2                | -             |
| Solar energy   | .2           | -                | -              | -                  | -                    | -                    | -                    | -                    | -                    | .2                   | -                    | -                      | -                 | -             |
| Other  | .2           | -                | -              | -                  | -                    | -                    | -                    | -                    | -                    | .2                   | -                    | -                      | -                 | -             |

Table 3-20. **Income of Families and Primary Individuals by Selected Characteristics - Owner Occupied Units—Con.**

[Numbers in thousands. For meaning of symbols, see text.]

| Characteristics  | Total | Zero to negative | \$1 to \$4,999 | \$5,000 to \$9,999 | \$10,000 to \$14,999 | \$15,000 to \$19,999 | \$20,000 to \$29,999 | \$30,000 to \$39,999 | \$40,000 to \$59,999 | \$60,000 to \$79,999 | \$80,000 to \$99,999 | \$100,000 to \$119,999 | \$120,000 or more | Median |
|--|-------|------------------|----------------|--------------------|----------------------|----------------------|----------------------|----------------------|----------------------|----------------------|----------------------|------------------------|-------------------|--------|
| <b>Cooking Fuel</b>  |       |                  |                |                    |                      |                      |                      |                      |                      |                      |                      |                        |                   |        |
| With cooking fuel  | 321.7 | .9               | 3.5            | 20.3               | 20.9                 | 17.3                 | 59.9                 | 60.3                 | 79.5                 | 32.8                 | 12.6                 | 6.2                    | 7.5               | 36 310 |
| Electricity  | 188.3 | .4               | 1.2            | 9.3                | 8.5                  | 9.9                  | 31.9                 | 35.4                 | 47.0                 | 24.0                 | 8.7                  | 4.8                    | 6.3               | 39 026 |
| Piped gas  | 130.9 | .5               | 2.1            | 11.0               | 11.3                 | 6.9                  | 27.6                 | 24.0                 | 32.1                 | 8.8                  | 3.9                  | 1.5                    | 1.2               | 32 527 |
| Bottled gas  | 2.5   | -                | .2             | -                  | .2                   | .5                   | .4                   | .8                   | .4                   | -                    | -                    | -                      | -                 | ...    |
| Kerosene or other liquid fuel  | -     | -                | -              | -                  | -                    | -                    | -                    | -                    | -                    | -                    | -                    | -                      | -                 | ...    |
| Coal or coke   | -     | -                | -              | -                  | -                    | -                    | -                    | -                    | -                    | -                    | -                    | -                      | -                 | ...    |
| Wood   | -     | -                | -              | -                  | -                    | -                    | -                    | -                    | -                    | -                    | -                    | -                      | -                 | ...    |
| Other  | -     | -                | -              | -                  | -                    | -                    | -                    | -                    | -                    | -                    | -                    | -                      | -                 | ...    |
| <b>Persons</b>   |       |                  |                |                    |                      |                      |                      |                      |                      |                      |                      |                        |                   |        |
| 1 person   | 46.2  | .1               | 1.0            | 12.4               | 6.7                  | 5.2                  | 9.4                  | 6.6                  | 2.7                  | 1.2                  | .2                   | .8                     | .2                | 17 823 |
| 2 persons  | 108.8 | .4               | 1.7            | 5.5                | 10.9                 | 7.8                  | 25.5                 | 18.2                 | 22.8                 | 8.8                  | 3.0                  | 2.3                    | 2.0               | 31 421 |
| 3 persons  | 64.4  | .2               | .2             | 1.6                | 2.4                  | 2.3                  | 10.2                 | 14.0                 | 19.4                 | 8.6                  | 3.0                  | .9                     | 1.6               | 41 396 |
| 4 persons  | 62.3  | -                | .4             | .3                 | .8                   | 1.5                  | 8.6                  | 13.6                 | 21.3                 | 7.4                  | 4.5                  | 1.2                    | 1.9               | 44 889 |
| 5 persons  | 26.5  | -                | .1             | .4                 | .2                   | -                    | 3.6                  | 6.4                  | 8.6                  | 4.4                  | 1.0                  | .8                     | 1.0               | 45 849 |
| 6 persons  | 8.3   | .2               | -              | -                  | .2                   | .1                   | 1.0                  | 1.0                  | 2.8                  | 1.4                  | .4                   | .4                     | .7                | 50 788 |
| 7 persons or more  | 5.4   | -                | -              | .2                 | -                    | .4                   | .7                   | .5                   | 1.8                  | 1.0                  | .5                   | -                      | .2                | 49 716 |
| Median   | 2.6   | -                | -              | 1.5                | 1.6                  | 1.9                  | 2.3                  | 2.9                  | 3.2                  | 3.3                  | 3.5                  | 2.8                    | 3.5               | ...    |
| <b>Household Composition by Age of Householder</b>                         |       |                  |                |                    |                      |                      |                      |                      |                      |                      |                      |                        |                   |        |
| 2-or-more person households  | 275.7 | .8               | 2.5            | 7.9                | 14.3                 | 12.1                 | 50.7                 | 53.7                 | 76.8                 | 31.6                 | 12.4                 | 5.6                    | 7.3               | 39 231 |
| Married-couple families, no nonrelatives                                   | 227.4 | .2               | 1.2            | 5.3                | 10.3                 | 8.4                  | 37.2                 | 43.9                 | 68.6                 | 28.7                 | 11.4                 | 5.2                    | 7.1               | 42 128 |
| Under 25 years   | .8    | -                | -              | -                  | -                    | -                    | .5                   | -                    | .3                   | -                    | -                    | -                      | -                 | ...    |
| 25 to 29 years   | 10.5  | -                | -              | -                  | -                    | .1                   | 1.4                  | 2.8                  | 4.1                  | 1.6                  | .2                   | .2                     | -                 | 44 233 |
| 30 to 34 years   | 24.2  | .2               | -              | -                  | -                    | .2                   | 3.9                  | 5.3                  | 10.3                 | 2.8                  | .9                   | .5                     | .2                | 45 085 |
| 35 to 44 years   | 56.8  | -                | .2             | -                  | .2                   | .9                   | 4.7                  | 12.9                 | 23.9                 | 8.0                  | 2.8                  | 1.1                    | 2.0               | 47 951 |
| 45 to 64 years   | 95.3  | -                | .4             | 1.2                | 2.2                  | 2.5                  | 14.8                 | 18.4                 | 26.9                 | 14.7                 | 7.3                  | 2.9                    | 4.3               | 46 217 |
| 65 years and over  | 39.9  | -                | .6             | 4.1                | 7.9                  | 4.7                  | 12.2                 | 4.5                  | 3.1                  | 1.5                  | .2                   | .8                     | .6                | 22 211 |
| Other male householder   | 17.2  | -                | .1             | .5                 | .8                   | 1.5                  | 4.7                  | 3.6                  | 3.3                  | 1.2                  | .8                   | .4                     | .2                | 32 681 |
| Under 45 years   | 7.4   | -                | -              | .3                 | .2                   | .6                   | 3.0                  | 1.8                  | .4                   | .9                   | .2                   | -                      | -                 | 28 602 |
| 45 to 64 years   | 7.0   | -                | -              | .2                 | .2                   | .6                   | 1.3                  | 1.2                  | 2.2                  | .4                   | .8                   | .2                     | .2                | 40 213 |
| 65 years and over  | 2.8   | -                | .1             | -                  | .4                   | .3                   | .3                   | .8                   | .8                   | -                    | -                    | .2                     | -                 | ...    |
| Other female householder   | 31.1  | .6               | 1.2            | 2.2                | 3.2                  | 2.2                  | 8.9                  | 6.2                  | 4.9                  | 1.7                  | .2                   | -                      | -                 | 27 044 |
| Under 45 years   | 10.3  | .2               | .2             | .1                 | .9                   | .5                   | 3.5                  | 3.0                  | 1.2                  | .7                   | -                    | -                      | -                 | 29 154 |
| 45 to 64 years   | 13.1  | .4               | .6             | 1.2                | .8                   | .7                   | 4.3                  | 2.4                  | 2.3                  | .5                   | -                    | -                      | -                 | 26 807 |
| 65 years and over  | 7.7   | -                | .4             | .8                 | 1.5                  | 1.0                  | 1.1                  | .7                   | 1.4                  | .5                   | .2                   | -                      | -                 | 21 280 |
| 1-person households  | 48.2  | .1               | 1.0            | 12.4               | 6.7                  | 5.2                  | 9.4                  | 6.6                  | 2.7                  | 1.2                  | .2                   | .8                     | .2                | 17 823 |
| Male householder   | 16.3  | .1               | .4             | 3.0                | 2.3                  | 1.8                  | 2.7                  | 2.4                  | 1.5                  | 1.2                  | .2                   | .8                     | .2                | 21 748 |
| Under 45 years   | 5.3   | -                | .2             | .3                 | -                    | .4                   | 1.8                  | 1.2                  | 1.0                  | .4                   | -                    | -                      | -                 | 29 502 |
| 45 to 64 years   | 4.6   | .1               | -              | .8                 | .3                   | .5                   | 1.0                  | .7                   | .1                   | .7                   | -                    | .2                     | .2                | 26 215 |
| 65 years and over  | 6.4   | -                | .2             | 1.9                | 2.1                  | .8                   | -                    | .6                   | .4                   | -                    | -                    | .4                     | -                 | 12 638 |
| Female householder   | 29.9  | -                | .6             | 9.4                | 4.3                  | 3.4                  | 6.6                  | 4.1                  | 1.3                  | -                    | .2                   | -                      | -                 | 15 950 |
| Under 45 years   | 5.6   | -                | .2             | -                  | .6                   | .2                   | 2.1                  | 1.8                  | .5                   | -                    | .2                   | -                      | -                 | 28 745 |
| 45 to 64 years   | 8.1   | -                | .4             | .4                 | 1.8                  | 1.1                  | 2.6                  | 1.2                  | .6                   | -                    | -                    | -                      | -                 | 21 320 |
| 65 years and over  | 16.2  | -                | -              | 9.0                | 1.9                  | 2.1                  | 2.0                  | 1.1                  | .2                   | -                    | -                    | -                      | -                 | 9 508  |
| <b>Own Never Married Children Under 18 Years Old</b>                       |       |                  |                |                    |                      |                      |                      |                      |                      |                      |                      |                        |                   |        |
| No own children under 18 years   | 206.5 | .5               | 2.7            | 19.7               | 18.9                 | 15.2                 | 43.4                 | 32.6                 | 39.4                 | 18.7                 | 7.4                  | 4.2                    | 4.0               | 30 902 |
| With own children under 18 years   | 115.4 | .4               | .8             | .6                 | 2.0                  | 2.1                  | 18.8                 | 27.7                 | 40.2                 | 14.1                 | 5.2                  | 2.0                    | 3.8               | 43 844 |
| Under 6 years only   | 25.1  | .2               | .2             | -                  | .1                   | .5                   | 3.7                  | 6.1                  | 9.8                  | 2.9                  | 1.4                  | -                      | .4                | 43 709 |
| 1  | 18.8  | .2               | -              | -                  | .1                   | .2                   | 2.2                  | 4.6                  | 6.4                  | 2.3                  | .5                   | -                      | -                 | 42 929 |
| 2  | 6.9   | -                | -              | -                  | -                    | .2                   | 1.2                  | 1.4                  | 2.5                  | .5                   | .9                   | -                      | .2                | 45 420 |
| 3 or more  | 1.7   | -                | .2             | -                  | -                    | .1                   | .2                   | .1                   | .7                   | .1                   | -                    | -                      | .2                | ...    |
| 6 to 17 years only   | 70.7  | .4               | .5             | 1.8                | 1.8                  | 1.8                  | 9.2                  | 16.4                 | 24.1                 | 9.4                  | 3.4                  | 1.3                    | 2.5               | 44 486 |
| 1  | 31.8  | .4               | .5             | .9                 | .5                   | .5                   | 5.2                  | 8.1                  | 8.6                  | 3.7                  | 2.2                  | .4                     | 1.2               | 40 488 |
| 2  | 27.2  | -                | -              | -                  | .5                   | .7                   | 2.6                  | 5.4                  | 11.3                 | 3.7                  | 1.1                  | .7                     | 1.1               | 47 697 |
| 3 or more  | 11.7  | -                | -              | -                  | .3                   | .4                   | 1.4                  | 2.9                  | 4.3                  | 2.0                  | -                    | .2                     | .3                | 44 152 |
| Both age groups  | 19.6  | .2               | .2             | .1                 | .1                   | -                    | 3.8                  | 5.2                  | 6.4                  | 1.8                  | .4                   | .7                     | .7                | 40 336 |
| 2  | 8.2   | -                | .2             | .1                 | -                    | -                    | 1.3                  | 2.6                  | 3.2                  | .4                   | -                    | .3                     | .7                | 39 277 |
| 3 or more  | 11.4  | .2               | -              | -                  | .1                   | -                    | 2.5                  | 2.6                  | 3.2                  | 1.4                  | .4                   | .4                     | .7                | 41 852 |
| <b>Monthly Housing Costs</b>   |       |                  |                |                    |                      |                      |                      |                      |                      |                      |                      |                        |                   |        |
| Less than \$100  | .2    | -                | -              | -                  | -                    | -                    | -                    | .2                   | -                    | -                    | -                    | -                      | -                 | 16 148 |
| \$100 to \$199   | 7.7   | -                | .4             | 2.0                | 1.2                  | 1.1                  | 1.1                  | 1.2                  | .6                   | -                    | -                    | -                      | -                 | 17 217 |
| \$200 to \$249   | 17.1  | .2               | .4             | 3.8                | 3.4                  | 1.7                  | 3.4                  | 2.1                  | 1.8                  | .3                   | -                    | -                      | -                 | 22 523 |
| \$250 to \$299   | 35.5  | -                | .8             | 5.4                | 4.8                  | 3.5                  | 8.9                  | 4.8                  | 3.3                  | 1.6                  | .2                   | .2                     | .2                | 26 173 |
| \$300 to \$349   | 33.9  | -                | .4             | 4.1                | 3.4                  | 2.9                  | 7.6                  | 4.7                  | 6.6                  | 3.3                  | .4                   | .4                     | .2                | 29 669 |
| \$350 to \$399   | 21.0  | -                | .6             | 1.5                | 1.7                  | 1.8                  | 5.1                  | 3.5                  | 3.9                  | 1.8                  | .8                   | .4                     | .2                | 34 796 |
| \$400 to \$449   | 16.6  | -                | -              | 1.0                | .7                   | .6                   | 4.9                  | 2.4                  | 4.8                  | 1.4                  | .2                   | .4                     | .2                | 36 451 |
| \$450 to \$499   | 13.4  | -                | -              | .8                 | .8                   | 1.2                  | 2.5                  | 2.1                  | 3.2                  | 1.3                  | .2                   | .5                     | .8                | 35 368 |
| \$500 to \$599   | 27.8  | -                | .1             | .7                 | 1.4                  | 1.4                  | 7.3                  | 5.4                  | 6.7                  | 3.0                  | .5                   | .8                     | .3                | 38 282 |
| \$600 to \$699   | 29.7  | .2               | .2             | .3                 | 1.1                  | .8                   | 7.2                  | 8.0                  | 6.7                  | 3.4                  | .7                   | .3                     | .8                | 38 501 |
| \$700 to \$799   | 28.9  | .2               | -              | .1                 | .3                   | .9                   | 3.8                  | 10.7                 | 9.3                  | 1.8                  | .8                   | .4                     | .6                | 48 433 |
| \$800 to \$899   | 36.0  | -                | .2             | .1                 | .7                   | .3                   | 2.8                  | 6.8                  | 16.8                 | 5.2                  | 2.8                  | .7                     | .3                | 55 097 |
| \$1,000 to \$1,249   | 18.1  | -                | .2             | -                  | .3                   | -                    | .8                   | 2.2                  | 7.4                  | 4.1                  | 1.9                  | .7                     | .8                | 70 718 |
| \$1,250 to \$1,499   | 6.6   | -                | -              | -                  | .2                   | -                    | .4                   | .2                   | 1.8                  | 1.3                  | 1.3                  | .7                     | .7                | 85 691 |
| \$1,500 or more  | 6.3   | -                | -              | -                  | .2                   | -                    | .3                   | .4                   | .9                   | 1.0                  | 1.3                  | .7                     | 1.6               | ...    |
| No cash rent   | ...   | -                | -              | -                  | -                    | -                    | -                    | -                    | -                    | -                    | -                    | -                      | -                 | ...    |
| Mortgage payment not reported  | 25.1  | .3               | .2             | .5                 | .8                   | 1.0                  | 4.1                  | 5.7                  | 5.9                  | 3.4                  | 1.8                  | .8                     | 1.2               | 40 592 |
| Median (excludes no cash rent)   | 518   | -                | -              | 288                | 312                  | 330                  | 419                  | 613                  | 689                  | 664                  | 923                  | 621                    | 794               | ...    |
| <b>Median Monthly Housing Costs For Owners</b>                             |       |                  |                |                    |                      |                      |                      |                      |                      |                      |                      |                        |                   |        |
| Monthly costs including all mortgages plus maintenance costs               | 547   | -                | -              | 297                | 324                  | 342                  | 438                  | 636                  | 712                  | 686                  | 948                  | 673                    | 679               | ...    |
| Monthly costs excluding 2nd and subsequent mortgages and maintenance costs | 506   | -                | -              | 288                | 312                  | 322                  | 414                  | 580                  | 654                  | 655                  | 902                  | 613                    | 638               | ...    |

**Table 3-20. Income of Families and Primary Individuals by Selected Characteristics - Owner Occupied Units—Con.**

[Numbers in thousands. For meaning of symbols, see text.]

| Characteristics  | Total  | Zero to negative | \$1 to \$4,999 | \$5,000 to \$9,999 | \$10,000 to \$14,999 | \$15,000 to \$19,999 | \$20,000 to \$29,999 | \$30,000 to \$39,999 | \$40,000 to \$59,999 | \$60,000 to \$79,999 | \$80,000 to \$99,999 | \$100,000 to \$119,999 | \$120,000 or more | Median  |
|--|--------|------------------|----------------|--------------------|----------------------|----------------------|----------------------|----------------------|----------------------|----------------------|----------------------|------------------------|-------------------|---------|
| <b>Monthly Housing Costs as Percent of Income</b>      |        |                  |                |                    |                      |                      |                      |                      |                      |                      |                      |                        |                   |         |
| Less than 5 percent                                    | 4.6    | ---              | ---            | ---                | ---                  | ---                  | ---                  | .2                   | .3                   | .8                   | .6                   | .9                     | 2.1               | 114 329 |
| 5 to 9 percent   | 38.4   | ---              | ---            | ---                | ---                  | .2                   | .9                   | 5.5                  | 14.3                 | 10.0                 | 2.4                  | 2.4                    | 2.6               | 57 552  |
| 10 to 14 percent                                       | 52.1   | ---              | ---            | ---                | .3                   | .4                   | 11.9                 | 11.6                 | 13.9                 | 7.3                  | 4.7                  | 1.0                    | 1.1               | 42 701  |
| 15 to 19 percent                                       | 50.3   | ---              | ---            | .1                 | 1.2                  | 4.1                  | 12.7                 | 6.4                  | 16.2                 | 7.0                  | 1.4                  | .6                     | .5                | 40 721  |
| 20 to 24 percent                                       | 51.4   | ---              | ---            | .8                 | 3.4                  | 4.5                  | 8.7                  | 12.7                 | 16.7                 | 2.8                  | 1.2                  | .5                     | .2                | 36 534  |
| 25 to 29 percent                                       | 36.8   | ---              | ---            | .9                 | 4.0                  | 2.3                  | 9.0                  | 10.9                 | 7.4                  | 1.5                  | .7                   | ---                    | ---               | 32 001  |
| 30 to 34 percent                                       | 21.2   | ---              | ---            | 2.4                | 3.8                  | 1.9                  | 5.2                  | 4.4                  | 3.2                  | .2                   | ---                  | ---                    | ---               | 24 670  |
| 35 to 39 percent                                       | 10.0   | ---              | ---            | 2.3                | 1.3                  | .8                   | 3.3                  | 1.6                  | .8                   | ---                  | ---                  | ---                    | ---               | 22 360  |
| 40 to 49 percent                                       | 13.1   | ---              | .2             | 5.0                | 2.4                  | 1.3                  | 2.9                  | .6                   | .7                   | ---                  | ---                  | ---                    | ---               | 12 832  |
| 50 to 59 percent                                       | 6.4    | ---              | ---            | 3.7                | 1.1                  | .5                   | .7                   | .4                   | ---                  | ---                  | ---                  | ---                    | ---               | 9 355   |
| 60 to 69 percent                                       | 3.8    | ---              | .2             | 1.9                | 1.0                  | .3                   | .4                   | ---                  | ---                  | ---                  | ---                  | ---                    | ---               | 9 552   |
| 70 to 99 percent                                       | 4.6    | ---              | .7             | 2.6                | 1.1                  | ---                  | ---                  | .2                   | ---                  | ---                  | ---                  | ---                    | ---               | 8 010   |
| 100 percent or more <sup>a</sup>                       | 3.4    | ---              | 2.2            | .1                 | .8                   | ---                  | .3                   | ---                  | ---                  | ---                  | ---                  | ---                    | ---               | ---     |
| Zero or negative income                                | .9     | .9               | ---            | ---                | ---                  | ---                  | ---                  | ---                  | ---                  | ---                  | ---                  | ---                    | ---               | ---     |
| No cash rent   | ---    | ---              | ---            | ---                | ---                  | ---                  | ---                  | ---                  | ---                  | ---                  | ---                  | ---                    | ---               | ---     |
| Mortgage payment not reported                          | 24.8   | ---              | .2             | .5                 | .6                   | 1.0                  | 4.1                  | 5.7                  | 5.9                  | 3.4                  | 1.6                  | .8                     | 1.2               | 41 137  |
| Median (excludes 3 previous lines)                     | 20     | ---              | ---            | 47                 | 32                   | 24                   | 21                   | 21                   | 18                   | 13                   | 13                   | 9                      | 7                 | ---     |
| <b>Value</b>   |        |                  |                |                    |                      |                      |                      |                      |                      |                      |                      |                        |                   |         |
| Less than \$10,000                                     | 1.7    | ---              | .2             | .6                 | .5                   | .2                   | .4                   | ---                  | ---                  | ---                  | ---                  | ---                    | ---               | ---     |
| \$10,000 to \$19,999                                   | 7.2    | .2               | .4             | .9                 | 1.3                  | .8                   | 1.1                  | 1.2                  | .6                   | .5                   | ---                  | ---                    | ---               | 19 886  |
| \$20,000 to \$29,999                                   | 12.9   | ---              | .6             | 1.7                | 1.0                  | .9                   | 3.3                  | 2.7                  | 2.0                  | .7                   | ---                  | ---                    | ---               | 26 923  |
| \$30,000 to \$39,999                                   | 21.1   | .2               | .1             | 3.1                | 2.0                  | 2.2                  | 5.5                  | 4.6                  | 2.3                  | .9                   | ---                  | ---                    | .2                | 25 269  |
| \$40,000 to \$49,999                                   | 30.4   | .2               | .2             | 3.4                | 2.3                  | 3.0                  | 8.1                  | 4.8                  | 6.8                  | 1.1                  | .2                   | .2                     | ---               | 27 389  |
| \$50,000 to \$59,999                                   | 39.2   | ---              | .2             | 3.3                | 4.0                  | 3.4                  | 11.6                 | 7.8                  | 6.5                  | 2.0                  | .2                   | .2                     | ---               | 27 485  |
| \$60,000 to \$69,999                                   | 48.6   | ---              | .4             | 2.7                | 3.3                  | 2.6                  | 9.7                  | 11.2                 | 12.3                 | 3.2                  | .7                   | .2                     | .4                | 34 219  |
| \$70,000 to \$79,999                                   | 39.4   | .1               | .4             | 2.5                | 1.2                  | 2.0                  | 8.6                  | 9.3                  | 11.5                 | 2.8                  | .2                   | .5                     | .4                | 35 336  |
| \$80,000 to \$89,999                                   | 58.1   | ---              | .2             | .8                 | 3.2                  | 1.0                  | 7.3                  | 9.8                  | 20.7                 | 8.0                  | 2.9                  | 1.0                    | 1.2               | 45 539  |
| \$100,000 to \$119,999                                 | 25.4   | .2               | .6             | .8                 | .8                   | 1.1                  | 1.8                  | 4.6                  | 6.8                  | 4.8                  | 2.3                  | 1.0                    | .7                | 48 121  |
| \$120,000 to \$149,999                                 | 21.9   | ---              | ---            | .4                 | .5                   | .2                   | 1.6                  | 3.0                  | 6.1                  | 5.3                  | 2.4                  | 1.3                    | 1.2               | 57 240  |
| \$150,000 to \$199,999                                 | 11.8   | ---              | .2             | .2                 | .5                   | ---                  | .6                   | .7                   | 2.4                  | 2.2                  | 2.4                  | 1.2                    | 1.5               | 71 966  |
| \$200,000 to \$249,999                                 | 4.6    | ---              | ---            | ---                | ---                  | ---                  | ---                  | .4                   | 1.0                  | .7                   | 1.3                  | .4                     | .9                | 83 404  |
| \$250,000 to \$299,999                                 | 1.0    | ---              | ---            | ---                | ---                  | ---                  | ---                  | ---                  | .2                   | .3                   | ---                  | ---                    | .5                | ---     |
| \$300,000 or more                                      | 2.5    | ---              | ---            | ---                | .2                   | ---                  | .5                   | .2                   | .5                   | .4                   | ---                  | ---                    | .7                | ---     |
| Median   | 70 455 | ---              | ---            | 51 491             | 58 262               | 54 594               | 60 052               | 68 071               | 78 106               | 92 944               | 117 824              | 115 740                | 144 782           | ---     |
| <b>Value-Income Ratio</b>                              |        |                  |                |                    |                      |                      |                      |                      |                      |                      |                      |                        |                   |         |
| Less than 1.5  | 103.6  | ---              | .2             | .9                 | 1.6                  | 1.9                  | 9.6                  | 15.7                 | 39.9                 | 20.2                 | 7.8                  | 5.1                    | 6.7               | 52 930  |
| 1.5 to 1.9   | 58.0   | ---              | ---            | .6                 | .8                   | .8                   | 8.2                  | 13.9                 | 22.9                 | 7.5                  | 3.1                  | .7                     | .3                | 44 752  |
| 2.0 to 2.4   | 53.4   | ---              | ---            | .1                 | 1.1                  | 3.1                  | 15.4                 | 15.5                 | 13.2                 | 3.3                  | 1.1                  | .4                     | .2                | 34 486  |
| 2.5 to 2.9   | 25.8   | ---              | ---            | 1.0                | 1.0                  | 2.0                  | 9.3                  | 6.9                  | 3.9                  | .9                   | .6                   | ---                    | ---               | 29 550  |
| 3.0 to 3.9   | 33.0   | ---              | ---            | 1.5                | 3.8                  | 5.1                  | 11.7                 | 6.7                  | 3.5                  | .5                   | ---                  | ---                    | .2                | 25 275  |
| 4.0 to 4.9   | 13.5   | ---              | ---            | 2.6                | 3.0                  | 2.6                  | 3.1                  | .9                   | 1.2                  | .2                   | ---                  | ---                    | ---               | 17 266  |
| 5.0 or more  | 33.7   | ---              | 3.3            | 14.2               | 9.7                  | 1.9                  | 2.9                  | .5                   | 1.0                  | .2                   | ---                  | ---                    | ---               | 9 763   |
| Zero or negative income                                | .9     | .9               | ---            | ---                | ---                  | ---                  | ---                  | ---                  | ---                  | ---                  | ---                  | ---                    | ---               | ---     |
| Median   | 2.0    | ---              | ---            | 5.0+               | 4.7                  | 3.2                  | 2.4                  | 2.0                  | 1.6                  | 1.5                  | 1.5                  | 1.5                    | 1.5               | ---     |
| <b>Monthly Payment for Principal and Interest</b>      |        |                  |                |                    |                      |                      |                      |                      |                      |                      |                      |                        |                   |         |
| Less than \$100  | 8.0    | ---              | ---            | .2                 | .7                   | ---                  | 2.3                  | .9                   | 2.2                  | 1.3                  | .2                   | .2                     | ---               | 37 921  |
| \$100 to \$199   | 19.2   | ---              | ---            | 1.7                | .8                   | 1.1                  | 4.6                  | 3.0                  | 4.5                  | 2.3                  | .6                   | .6                     | ---               | 34 528  |
| \$200 to \$249   | 13.4   | .2               | ---            | .5                 | .5                   | 1.4                  | 2.8                  | 3.0                  | 3.3                  | 1.5                  | .6                   | ---                    | .2                | 36 070  |
| \$250 to \$299   | 14.2   | ---              | ---            | .5                 | 1.3                  | 2.8                  | 3.5                  | 4.4                  | 1.2                  | ---                  | ---                  | ---                    | .4                | 36 856  |
| \$300 to \$349   | 13.7   | ---              | .1             | .6                 | .3                   | 4.0                  | 3.4                  | 3.3                  | 1.2                  | .6                   | ---                  | ---                    | .2                | 35 304  |
| \$350 to \$399   | 15.5   | ---              | .2             | .4                 | .4                   | 3.3                  | 4.8                  | 3.9                  | 3.4                  | .9                   | .5                   | .2                     | .4                | 33 963  |
| \$400 to \$449   | 12.9   | ---              | ---            | .1                 | .2                   | .1                   | 1.9                  | 5.0                  | 4.2                  | .8                   | .6                   | ---                    | ---               | 38 194  |
| \$450 to \$499   | 12.3   | .2               | ---            | .1                 | ---                  | ---                  | 1.6                  | 3.8                  | 5.3                  | .2                   | .6                   | .4                     | .1                | 41 424  |
| \$500 to \$599   | 24.8   | .2               | .1             | ---                | .4                   | 2.1                  | 6.7                  | 10.8                 | 3.2                  | .8                   | .2                   | .4                     | .4                | 45 409  |
| \$600 to \$699   | 13.9   | ---              | .2             | ---                | ---                  | .8                   | 2.2                  | 6.2                  | 2.9                  | 1.2                  | .2                   | .5                     | .5                | 52 335  |
| \$700 to \$799   | 8.4    | ---              | ---            | .4                 | .1                   | .7                   | .7                   | 3.5                  | 1.6                  | .9                   | .4                   | .4                     | .2                | 53 267  |
| \$800 to \$999   | 9.7    | ---              | ---            | .2                 | ---                  | .3                   | .4                   | 3.0                  | 2.6                  | 2.1                  | .5                   | .6                     | .6                | 67 331  |
| \$1,000 to \$1,249                                     | 2.3    | ---              | ---            | ---                | ---                  | ---                  | ---                  | .5                   | .9                   | .2                   | .2                   | .5                     | .5                | ---     |
| \$1,250 to \$1,499                                     | 2.2    | ---              | ---            | ---                | ---                  | .2                   | ---                  | .2                   | .2                   | .4                   | .5                   | .8                     | .8                | ---     |
| \$1,500 or more  | .7     | ---              | ---            | ---                | ---                  | .2                   | ---                  | .2                   | .2                   | .2                   | .2                   | .2                     | .2                | ---     |
| Not reported   | 25.1   | .3               | .2             | .5                 | .6                   | 1.0                  | 4.1                  | 5.7                  | 5.9                  | 3.4                  | 1.6                  | .8                     | 1.2               | 40 582  |
| Median   | 406    | ---              | ---            | ---                | 268                  | 253                  | 325                  | 405                  | 471                  | 532                  | 619                  | 591                    | 749               | ---     |
| <b>Average Monthly Cost Paid for Real Estate Taxes</b> |        |                  |                |                    |                      |                      |                      |                      |                      |                      |                      |                        |                   |         |
| Less than \$25   | 2.2    | ---              | ---            | .6                 | ---                  | .5                   | .4                   | .2                   | .4                   | .2                   | ---                  | ---                    | ---               | 31 211  |
| \$25 to \$49   | 4.1    | ---              | ---            | .6                 | .5                   | .5                   | .3                   | .9                   | .7                   | .4                   | ---                  | ---                    | ---               | 26 857  |
| \$50 to \$74   | 9.3    | ---              | .5             | .6                 | 1.1                  | 1.1                  | 1.9                  | 1.4                  | 1.9                  | .4                   | .2                   | ---                    | .3                | 24 052  |
| \$75 to \$99   | 17.5   | .2               | .3             | 2.6                | 1.7                  | 2.5                  | 3.5                  | 3.1                  | 2.8                  | .6                   | ---                  | ---                    | .7                | 31 391  |
| \$100 to \$149   | 94.9   | .4               | 1.0            | 7.4                | 7.7                  | 4.2                  | 24.1                 | 18.0                 | 21.6                 | 7.2                  | .7                   | .8                     | .6                | 37 085  |
| \$150 to \$199   | 108.8  | .3               | .6             | 5.2                | 6.8                  | 5.6                  | 18.3                 | 23.7                 | 29.4                 | 11.6                 | 3.6                  | 1.2                    | .6                | 48 404  |
| \$200 or more  | 87.1   | ---              | 1.0            | 3.3                | 3.4                  | 2.8                  | 11.8                 | 11.9                 | 22.7                 | 12.5                 | 5.1                  | 4.2                    | 5.6               | ---     |
| Median   | 165    | ---              | ---            | 139                | 147                  | 147                  | 150                  | 162                  | 171                  | 183                  | 200+                 | 200+                   | 200+              | ---     |



**Table 3-20. Income of Families and Primary Individuals by Selected Characteristics - Owner Occupied Units—Con.**

[Numbers in thousands. For meaning of symbols, see text.]

| Characteristics                       | Total  | Zero to negative | \$1 to \$4,999 | \$5,000 to \$9,999 | \$10,000 to \$14,999 | \$15,000 to \$19,999 | \$20,000 to \$29,999 | \$30,000 to \$39,999 | \$40,000 to \$59,999 | \$60,000 to \$79,999 | \$80,000 to \$99,999 | \$100,000 to \$119,999 | \$120,000 or more | Median |
|---------------------------------------|--------|------------------|----------------|--------------------|----------------------|----------------------|----------------------|----------------------|----------------------|----------------------|----------------------|------------------------|-------------------|--------|
| <b>Purchase Price</b>                 |        |                  |                |                    |                      |                      |                      |                      |                      |                      |                      |                        |                   |        |
| Home purchased or built .....         | 316.7  | .8               | 3.1            | 19.4               | 20.2                 | 16.8                 | 58.6                 | 59.5                 | 79.5                 | 32.7                 | 12.6                 | 6.2                    | 7.3               | 38 827 |
| Less than \$10,000 .....              | 15.8   | .2               | .9             | 3.2                | 3.5                  | 1.2                  | 1.7                  | 2.7                  | 1.8                  | -                    | -                    | -                      | -                 | 14 282 |
| \$10,000 to \$19,999 .....            | 56.0   | .2               | 1.0            | 6.9                | 6.5                  | 4.7                  | 15.0                 | 7.9                  | 9.3                  | 3.7                  | .2                   | -                      | -                 | 25 825 |
| \$20,000 to \$29,999 .....            | 42.1   | -                | .4             | 1.9                | 3.9                  | 3.3                  | 8.3                  | 8.0                  | 6.5                  | 4.1                  | 1.6                  | 1.8                    | .8                | 34 094 |
| \$30,000 to \$39,999 .....            | 33.4   | .2               | -              | 1.6                | 1.5                  | 2.4                  | 6.5                  | 8.5                  | 7.3                  | 3.7                  | .6                   | .8                     | .4                | 35 394 |
| \$40,000 to \$49,999 .....            | 31.3   | -                | -              | .5                 | 1.3                  | 1.1                  | 8.6                  | 7.4                  | 8.1                  | 2.9                  | .7                   | .2                     | .6                | 35 675 |
| \$50,000 to \$59,999 .....            | 29.9   | -                | .2             | .5                 | .7                   | 1.5                  | 7.8                  | 8.0                  | 7.5                  | 1.5                  | 1.5                  | .2                     | .8                | 35 548 |
| \$60,000 to \$69,999 .....            | 20.5   | -                | .2             | -                  | .7                   | .3                   | 1.8                  | 4.7                  | 8.8                  | 3.0                  | .4                   | .4                     | .2                | 45 704 |
| \$70,000 to \$79,999 .....            | 23.0   | -                | -              | .4                 | .4                   | .2                   | 1.8                  | 4.1                  | 10.9                 | 3.0                  | 1.0                  | 1.0                    | .2                | 48 388 |
| \$80,000 to \$89,999 .....            | 22.8   | -                | -              | -                  | .5                   | .5                   | 1.6                  | 3.3                  | 9.0                  | 4.8                  | 2.4                  | .2                     | .5                | 52 050 |
| \$100,000 to \$119,999 .....          | 8.3    | -                | .2             | .2                 | -                    | -                    | .3                   | 1.1                  | 2.4                  | 2.3                  | .8                   | .4                     | .7                | 60 396 |
| \$120,000 to \$149,999 .....          | 6.4    | -                | -              | -                  | -                    | -                    | .6                   | .5                   | 1.6                  | 1.4                  | 1.3                  | .8                     | .5                | 67 899 |
| \$150,000 to \$199,999 .....          | 3.8    | -                | -              | -                  | -                    | -                    | .2                   | -                    | .9                   | .5                   | .8                   | .5                     | .9                | 67 513 |
| \$200,000 to \$249,999 .....          | 2.0    | -                | -              | -                  | .2                   | -                    | .2                   | -                    | .3                   | .3                   | .2                   | .2                     | .5                | ...    |
| \$250,000 to \$299,999 .....          | .5     | -                | -              | -                  | -                    | -                    | -                    | -                    | .2                   | -                    | -                    | -                      | .4                | ...    |
| \$300,000 or more .....               | 1.2    | -                | -              | -                  | -                    | -                    | .5                   | .2                   | .5                   | -                    | -                    | -                      | -                 | ...    |
| Not reported .....                    | 19.8   | .2               | .2             | 3.7                | 1.1                  | 1.7                  | 3.9                  | 3.0                  | 2.5                  | 1.7                  | 1.2                  | .2                     | .5                | 27 798 |
| Median .....                          | 40 348 | -                | -              | 15 958             | 19 298               | 25 104               | 33 492               | 41 440               | 54 745               | 57 765               | 77 158               | 66 788                 | 83 667            | -      |
| Received as inheritance or gift ..... | 1.8    | -                | -              | .4                 | .2                   | .3                   | .8                   | .3                   | -                    | -                    | -                    | -                      | -                 | -      |
| Not reported .....                    | 3.4    | .1               | .4             | .5                 | .5                   | .1                   | .9                   | .5                   | -                    | .1                   | -                    | -                      | .2                | ...    |

<sup>1</sup>For mobile home, oldest category is 1939 or earlier.

<sup>2</sup>May reflect a temporary situation, living off savings, or response error.

**Table 3-21. Housing Costs by Selected Characteristics - Owner Occupied Units**

[Numbers in thousands. For meaning of symbols, see text.]

| Characteristics  | Total        | Less than \$100 | \$100 to \$199 | \$200 to \$299 | \$300 to \$399 | \$400 to \$499 | \$500 to \$599 | \$600 to \$699 | \$700 to \$799 | \$800 to \$899 | \$900 to \$999 | \$1,000 to \$1,499 | \$1,500 or more | No cash rent | Mortgage payment not reported | Median excluding no cash rent |
|--|--------------|-----------------|----------------|----------------|----------------|----------------|----------------|----------------|----------------|----------------|----------------|--------------------|-----------------|--------------|-------------------------------|-------------------------------|
| <b>Total</b>   | <b>321.9</b> | <b>.2</b>       | <b>7.7</b>     | <b>50.7</b>    | <b>55.0</b>    | <b>30.0</b>    | <b>27.8</b>    | <b>29.7</b>    | <b>28.9</b>    | <b>38.0</b>    | <b>24.7</b>    | <b>6.3</b>         | <b>-</b>        | <b>25.1</b>  | <b>518</b>                    |                               |
| <b>Units in Structure</b>                                  |              |                 |                |                |                |                |                |                |                |                |                |                    |                 |              |                               |                               |
| 1, detached  | 271.5        | -               | 5.5            | 43.5           | 47.0           | 25.5           | 21.7           | 25.0           | 24.2           | 31.2           | 21.5           | 5.0                | -               | 21.4         | 517                           |                               |
| 1, attached  | 12.1         | -               | -              | 1.8            | 1.9            | 1.0            | 1.3            | 1.2            | 1.3            | 1.2            | 1.3            | .4                 | -               | .7           | 579                           |                               |
| 2 to 4   | 30.0         | -               | 2.1            | 3.8            | 4.4            | 3.0            | 3.7            | 2.5            | 2.8            | 3.2            | 1.8            | .4                 | -               | 2.3          | 514                           |                               |
| 5 to 9   | .6           | -               | -              | -              | -              | .2             | .2             | -              | .1             | -              | -              | -                  | -               | .2           | -                             |                               |
| 10 to 19   | 2.4          | -               | -              | -              | .7             | -              | .5             | .6             | -              | -              | -              | -                  | -               | .4           | -                             |                               |
| 20 to 49   | 1.1          | -               | -              | .5             | -              | -              | -              | .2             | .1             | .2             | .2             | -                  | -               | -            | -                             |                               |
| 50 or more   | 2.2          | .2              | -              | .3             | .4             | .2             | .2             | .2             | .2             | .3             | -              | -                  | -               | .1           | -                             |                               |
| Mobile home or trailer                                     | 2.0          | -               | .1             | .8             | .6             | .1             | .2             | .1             | .1             | -              | -              | -                  | -               | -            | -                             |                               |
| <b>Year Structure Built<sup>1</sup></b>                    |              |                 |                |                |                |                |                |                |                |                |                |                    |                 |              |                               |                               |
| 1980 to 1984   | -            | -               | -              | -              | -              | -              | -              | -              | -              | -              | -              | -                  | -               | -            | -                             |                               |
| 1985 to 1989   | 10.0         | -               | .2             | .5             | .8             | .5             | .5             | .8             | .5             | 1.7            | 3.1            | .8                 | -               | .9           | 924                           |                               |
| 1980 to 1984   | 8.0          | .2              | -              | .2             | .5             | .3             | .5             | .3             | 1.1            | 2.7            | 1.6            | .5                 | -               | .3           | 866                           |                               |
| 1975 to 1979   | 22.7         | -               | .1             | .5             | 3.9            | 1.2            | 1.9            | 2.1            | 2.4            | 4.2            | 3.2            | 1.0                | -               | 2.2          | 722                           |                               |
| 1970 to 1974   | 26.8         | -               | .1             | 1.7            | 3.7            | 2.0            | 2.5            | 2.4            | 2.4            | 4.4            | 3.7            | .9                 | -               | 3.0          | 679                           |                               |
| 1960 to 1969   | 52.6         | -               | .1             | 5.5            | 13.1           | 6.6            | 4.5            | 3.8            | 4.3            | 5.9            | 3.4            | 1.4                | -               | 4.0          | 484                           |                               |
| 1950 to 1959   | 78.4         | -               | .5             | 16.7           | 18.8           | 6.7            | 5.6            | 7.6            | 7.0            | 5.9            | 3.9            | .6                 | -               | 5.1          | 408                           |                               |
| 1940 to 1949   | 28.3         | -               | 1.1            | 7.5            | 3.7            | 2.2            | 2.7            | 1.5            | 2.1            | 2.9            | 1.5            | .4                 | -               | 2.5          | 422                           |                               |
| 1930 to 1939   | 34.0         | -               | .8             | 6.9            | 5.6            | 2.6            | 3.3            | 5.0            | 3.6            | 2.4            | 1.3            | .6                 | -               | 1.9          | 507                           |                               |
| 1920 to 1929   | 27.6         | -               | 1.1            | 5.0            | 3.1            | 3.8            | 3.0            | 2.8            | 3.3            | 3.0            | 1.1            | .1                 | -               | 1.4          | 506                           |                               |
| 1919 or earlier  | 33.5         | -               | 3.6            | 6.2            | 2.0            | 4.1            | 3.2            | 3.3            | 2.1            | 2.9            | 2.1            | .2                 | -               | 3.7          | 474                           |                               |
| <b>Median</b>  | <b>1955</b>  | <b>-</b>        | <b>1922</b>    | <b>1950</b>    | <b>1957</b>    | <b>1953</b>    | <b>1953</b>    | <b>1953</b>    | <b>1955</b>    | <b>1961</b>    | <b>1966</b>    | <b>1969</b>        | <b>-</b>        | <b>1956</b>  | <b>-</b>                      |                               |
| <b>Rooms</b>   |              |                 |                |                |                |                |                |                |                |                |                |                    |                 |              |                               |                               |
| 1 room   | -            | -               | -              | -              | -              | -              | -              | -              | -              | -              | -              | -                  | -               | -            | -                             |                               |
| 2 rooms  | -            | -               | -              | -              | -              | -              | -              | -              | -              | -              | -              | -                  | -               | -            | -                             |                               |
| 3 rooms  | 2.7          | .2              | -              | .6             | .6             | .1             | -              | -              | .3             | .2             | .3             | -                  | -               | .4           | -                             |                               |
| 4 rooms  | 25.4         | -               | 2.4            | 7.0            | 5.2            | 2.1            | 3.9            | 2.0            | .9             | .9             | .2             | .4                 | -               | .4           | 359                           |                               |
| 5 rooms  | 82.2         | -               | 2.4            | 20.4           | 16.8           | 7.6            | 7.0            | 7.3            | 6.3            | 5.5            | 2.1            | .8                 | -               | 6.0          | 391                           |                               |
| 6 rooms  | 93.6         | -               | 1.5            | 14.2           | 14.0           | 8.3            | 6.2            | 9.8            | 9.1            | 9.3            | 4.6            | .5                 | -               | 6.1          | 512                           |                               |
| 7 rooms  | 62.0         | -               | .8             | 5.5            | 11.8           | 5.9            | 4.9            | 4.5            | 5.5            | 10.5           | 6.3            | .9                 | -               | 5.5          | 589                           |                               |
| 8 rooms  | 37.8         | -               | .4             | 2.5            | 4.7            | 3.5            | 3.1            | 3.7            | 4.1            | 5.7            | 5.6            | .9                 | -               | 3.6          | 880                           |                               |
| 9 rooms  | 18.4         | -               | -              | .4             | 1.6            | 1.6            | 1.8            | 1.9            | 1.7            | 2.6            | 3.6            | 2.1                | -               | 1.0          | 776                           |                               |
| 10 rooms or more   | 9.7          | -               | .2             | .2             | .2             | .9             | .9             | .4             | 1.0            | 1.4            | 1.9            | .7                 | -               | 2.0          | 816                           |                               |
| <b>Median</b>  | <b>6.1</b>   | <b>-</b>        | <b>5.1</b>     | <b>5.4</b>     | <b>5.8</b>     | <b>6.1</b>     | <b>6.0</b>     | <b>6.1</b>     | <b>6.3</b>     | <b>6.7</b>     | <b>7.3</b>     | <b>8.1</b>         | <b>-</b>        | <b>6.4</b>   | <b>-</b>                      |                               |
| <b>Bedrooms</b>  |              |                 |                |                |                |                |                |                |                |                |                |                    |                 |              |                               |                               |
| None   | -            | -               | -              | -              | -              | -              | -              | -              | -              | -              | -              | -                  | -               | -            | -                             |                               |
| 1  | 6.1          | .2              | .3             | 1.6            | 1.0            | .5             | .9             | .3             | .3             | .2             | .3             | -                  | -               | .6           | 375                           |                               |
| 2  | 67.8         | -               | 4.3            | 18.1           | 11.9           | 5.8            | 7.5            | 5.6            | 4.9            | 3.6            | 2.3            | 1.0                | -               | 2.9          | 385                           |                               |
| 3  | 179.3        | -               | 2.5            | 25.9           | 34.7           | 17.4           | 12.8           | 16.8           | 16.7           | 24.1           | 12.1           | 2.1                | -               | 14.1         | 517                           |                               |
| 4 or more  | 68.7         | -               | .6             | 5.1            | 7.3            | 6.4            | 6.5            | 6.9            | 7.0            | 8.2            | 10.0           | 3.2                | -               | 7.5          | 666                           |                               |
| <b>Median</b>  | <b>3.0</b>   | <b>-</b>        | <b>2.3</b>     | <b>2.7</b>     | <b>2.9</b>     | <b>3.0</b>     | <b>2.9</b>     | <b>3.0</b>     | <b>3.1</b>     | <b>3.1</b>     | <b>3.3</b>     | <b>3.5+</b>        | <b>-</b>        | <b>3.1</b>   | <b>-</b>                      |                               |
| <b>Complete Bathrooms</b>                                  |              |                 |                |                |                |                |                |                |                |                |                |                    |                 |              |                               |                               |
| None   | .4           | -               | -              | .1             | .1             | -              | -              | -              | .2             | -              | -              | -                  | -               | -            | -                             |                               |
| 1  | 113.7        | .2              | 5.9            | 30.5           | 18.5           | 11.8           | 11.1           | 10.3           | 8.9            | 5.8            | 2.2            | .6                 | -               | 8.1          | 388                           |                               |
| 1 and one-half   | 123.5        | -               | 1.1            | 14.8           | 26.0           | 11.3           | 9.6            | 12.5           | 12.6           | 18.3           | 8.2            | .4                 | -               | 8.7          | 544                           |                               |
| 2 or more  | 84.3         | -               | .7             | 5.2            | 10.4           | 7.0            | 7.1            | 6.8            | 7.3            | 11.9           | 14.4           | 5.4                | -               | 6.3          | 712                           |                               |
| <b>Main Heating Equipment</b>                              |              |                 |                |                |                |                |                |                |                |                |                |                    |                 |              |                               |                               |
| Warm-air furnace   | 275.5        | -               | 6.2            | 45.2           | 48.0           | 24.2           | 23.2           | 25.8           | 23.8           | 32.0           | 20.9           | 5.1                | -               | 21.1         | 516                           |                               |
| Steam or hot water system                                  | 34.1         | -               | .7             | 4.7            | 5.3            | 4.8            | 3.0            | 3.0            | 2.7            | 3.2            | 2.8            | .9                 | -               | 2.9          | 503                           |                               |
| Electric heat pump   | 1.6          | .2              | -              | -              | -              | .2             | .1             | -              | .2             | .3             | .6             | -                  | -               | -            | -                             |                               |
| Built-in electric units                                    | 7.0          | -               | .1             | .4             | 1.5            | .3             | .9             | .3             | 1.4            | .4             | .4             | .2                 | -               | 1.1          | 569                           |                               |
| Floor, wall, or other built-in hot air units without ducts | .4           | -               | -              | .2             | -              | -              | -              | .2             | -              | -              | -              | -                  | -               | -            | -                             |                               |
| Room heaters with flue                                     | .6           | -               | .2             | .1             | -              | -              | .1             | -              | .2             | -              | -              | -                  | -               | -            | -                             |                               |
| Room heaters without flue                                  | .4           | -               | .4             | -              | -              | -              | -              | -              | .2             | -              | -              | -                  | -               | -            | -                             |                               |
| Portable electric heaters                                  | -            | -               | -              | -              | -              | -              | -              | -              | -              | -              | -              | -                  | -               | -            | -                             |                               |
| Stoves   | 1.1          | -               | -              | -              | .2             | .5             | .2             | .2             | .2             | .2             | .2             | -                  | -               | -            | -                             |                               |
| Fireplaces with inserts                                    | .7           | -               | -              | -              | -              | -              | .2             | .1             | .2             | .2             | .2             | -                  | -               | -            | -                             |                               |
| Fireplaces without inserts                                 | -            | -               | -              | -              | -              | -              | -              | -              | -              | -              | -              | -                  | -               | -            | -                             |                               |
| Other  | .4           | -               | -              | -              | -              | -              | -              | -              | .4             | -              | -              | -                  | -               | -            | -                             |                               |
| None   | -            | -               | -              | -              | -              | -              | -              | -              | -              | -              | -              | -                  | -               | -            | -                             |                               |
| <b>Source of Water</b>                                     |              |                 |                |                |                |                |                |                |                |                |                |                    |                 |              |                               |                               |
| Public system or private company                           | 254.9        | .2              | 6.8            | 43.4           | 44.2           | 24.2           | 22.6           | 24.3           | 22.6           | 27.7           | 16.2           | 4.7                | -               | 18.0         | 499                           |                               |
| Well serving 1 to 5 units                                  | 66.7         | -               | .9             | 7.3            | 10.8           | 5.6            | 5.2            | 5.3            | 6.3            | 6.2            | 8.5            | 1.6                | -               | 7.1          | 602                           |                               |
| Drilled  | 61.1         | -               | .9             | 6.5            | 10.6           | 4.8            | 4.6            | 5.2            | 5.7            | 7.2            | 8.0            | 1.4                | -               | 6.4          | 601                           |                               |
| Dug  | 1.2          | -               | -              | -              | .2             | .4             | .4             | -              | -              | .2             | .2             | -                  | -               | .2           | -                             |                               |
| Not reported   | 4.4          | -               | -              | .8             | -              | .4             | .6             | .1             | .8             | .8             | .4             | .2                 | -               | .5           | 711                           |                               |
| Other  | .3           | -               | -              | -              | -              | .2             | -              | -              | -              | .1             | -              | -                  | -               | -            | -                             |                               |
| <b>Means of Sewage Disposal</b>                            |              |                 |                |                |                |                |                |                |                |                |                |                    |                 |              |                               |                               |
| Public sewer   | 273.9        | .2              | 6.8            | 44.0           | 47.8           | 26.0           | 23.4           | 26.0           | 24.9           | 29.4           | 20.7           | 5.3                | -               | 19.5         | 510                           |                               |
| Septic tank, cesspool, chemical toilet                     | 48.0         | -               | .9             | 6.6            | 7.1            | 4.0            | 4.4            | 3.7            | 4.0            | 6.6            | 4.1            | 1.1                | -               | 5.5          | 560                           |                               |
| Other  | -            | -               | -              | -              | -              | -              | -              | -              | -              | -              | -              | -                  | -               | -            | -                             |                               |
| <b>Main House Heating Fuel</b>                             |              |                 |                |                |                |                |                |                |                |                |                |                    |                 |              |                               |                               |
| Housing units with heating fuel                            | 321.9        | .2              | 7.7            | 50.7           | 55.0           | 30.0           | 27.8           | 29.7           | 28.9           | 38.0           | 24.7           | 6.3                | -               | 25.1         | 518                           |                               |
| Electricity  | 9.8          | .2              | .1             | .9             | 1.5            | .5             | 1.0            | .6             | 1.6            | .6             | 1.5            | .4                 | -               | 1.1          | 644                           |                               |
| Piped gas  | 258.0        | -               | 6.0            | 40.1           | 44.7           | 24.7           | 21.2           | 23.2           | 23.0           | 30.5           | 20.5           | 4.9                | -               | 19.2         | 518                           |                               |
| Bottled gas  | 3.9          | -               | .1             | 1.0            | .4             | .2             | .3             | .7             | .7             | .4             | .2             | .3                 | -               | .4           | 549                           |                               |
| Fuel oil   | 47.1         | -               | 1.4            | 8.7            | 8.0            | 4.1            | 4.7            | 4.8            | 3.9            | 4.0            | 2.4            | .7                 | -               | 4.2          | 479                           |                               |
| Kerosene or other liquid fuel                              | -            | -               | -              | -              | -              | -              | -              | -              | -              | -              | -              | -                  | -               | -            | -                             |                               |
| Coal or coke   | -            | -               | -              | -              | -              | -              | -              | -              | -              | -              | -              | -                  | -               | -            | -                             |                               |
| Wood   | 2.7          | -               | -              | -              | .4             | .5             | .5             | .3             | .2             | .4             | .2             | -                  | -               | .2           | -                             |                               |
| Solar energy   | .2           | -               | -              | -              | -              | -              | -              | -              | -              | .2             | -              | -                  | -               | -            | -                             |                               |
| Other  | .2           | -               | -              | -              | -              | -              | -              | -              | .2             | -              | -              | -                  | -               | -            | -                             |                               |

Table 3-21. Housing Costs by Selected Characteristics - Owner Occupied Units—Con.

[Numbers in thousands. For meaning of symbols, see text.]

| Characteristics                                      | Total  | Less than \$100 | \$100 to \$199 | \$200 to \$299 | \$300 to \$399 | \$400 to \$499 | \$500 to \$599 | \$600 to \$699 | \$700 to \$799 | \$800 to \$899 | \$1,000 to \$1,499 | \$1,500 or more | No cash rent | Mortgage payment not reported | Median excluding no cash rent |
|--|--------|-----------------|----------------|----------------|----------------|----------------|----------------|----------------|----------------|----------------|--------------------|-----------------|--------------|-------------------------------|-------------------------------|
| <b>Cooking Fuel</b>                                  |        |                 |                |                |                |                |                |                |                |                |                    |                 |              |                               |                               |
| With cooking fuel                                    | 321.7  | .2              | 7.7            | 50.7           | 55.0           | 30.0           | 27.8           | 29.5           | 28.9           | 36.0           | 24.7               | 6.3             | ...          | 25.1                          | 518                           |
| Electricity  | 188.3  | .2              | 2.1            | 27.0           | 33.9           | 16.5           | 16.1           | 16.7           | 16.5           | 22.3           | 16.2               | 4.9             | ...          | 16.2                          | 541                           |
| Piped gas  | 130.9  | ..              | 5.5            | 23.3           | 20.5           | 13.3           | 11.6           | 12.6           | 12.0           | 13.6           | 8.4                | 1.4             | ...          | 8.7                           | 488                           |
| Bottled gas  | 2.5    | ..              | .1             | .4             | .5             | .2             | .1             | .2             | .4             | .2             | .2                 | ..              | ...          | .2                            | ...                           |
| Kerosene or other liquid fuel                        | ..     | ..              | ..             | ..             | ..             | ..             | ..             | ..             | ..             | ..             | ..                 | ..              | ...          | ..                            | ...                           |
| Coal or coke   | ..     | ..              | ..             | ..             | ..             | ..             | ..             | ..             | ..             | ..             | ..                 | ..              | ...          | ..                            | ...                           |
| Wood   | ..     | ..              | ..             | ..             | ..             | ..             | ..             | ..             | ..             | ..             | ..                 | ..              | ...          | ..                            | ...                           |
| Other  | ..     | ..              | ..             | ..             | ..             | ..             | ..             | ..             | ..             | ..             | ..                 | ..              | ...          | ..                            | ...                           |
| <b>Persons</b>                                       |        |                 |                |                |                |                |                |                |                |                |                    |                 |              |                               |                               |
| 1 person   | 46.2   | .2              | 2.5            | 15.7           | 10.7           | 2.5            | 3.9            | 3.5            | 2.1            | 1.5            | 1.2                | .6              | ...          | 1.9                           | 336                           |
| 2 persons  | 108.8  | ..              | 3.3            | 21.4           | 26.7           | 10.6           | 9.1            | 7.0            | 7.1            | 9.2            | 5.6                | 1.3             | ...          | 7.6                           | 397                           |
| 3 persons  | 64.4   | ..              | 1.6            | 8.9            | 8.7            | 7.1            | 5.2            | 5.4            | 6.8            | 8.9            | 4.5                | 1.5             | ...          | 4.6                           | 567                           |
| 4 persons  | 62.3   | ..              | .2             | 2.7            | 5.7            | 4.8            | 6.2            | 8.8            | 8.4            | 6.3            | 7.2                | 1.6             | ...          | 7.4                           | 680                           |
| 5 persons  | 26.5   | ..              | ..             | 1.3            | 2.0            | 2.7            | 2.4            | 2.7            | 3.0            | 4.7            | 5.0                | .8              | ...          | 2.1                           | 740                           |
| 6 persons  | 8.3    | ..              | ..             | .4             | .4             | 1.0            | .4             | 1.0            | 1.1            | 1.4            | 1.0                | .5              | ...          | 1.1                           | 735                           |
| 7 persons or more                                    | 5.4    | ..              | ..             | .3             | .7             | 1.2            | .6             | .2             | .6             | 1.0            | .3                 | ..              | ...          | .4                            | 532                           |
| Median   | 2.6    | ..              | 1.9            | 2.0            | 2.1            | 2.8            | 2.7            | 3.3            | 3.3            | 3.2            | 3.8                | 3.4             | ...          | 3.2                           | ...                           |
| <b>Household Composition by Age of Householder</b>   |        |                 |                |                |                |                |                |                |                |                |                    |                 |              |                               |                               |
| 2-or-more person households                          | 275.7  | ..              | 5.1            | 35.0           | 44.3           | 27.5           | 23.9           | 26.1           | 26.8           | 34.5           | 23.5               | 5.7             | ...          | 23.2                          | 560                           |
| Married-couple families, no nonrelatives             | 227.4  | ..              | 2.9            | 26.3           | 37.2           | 22.9           | 17.2           | 22.7           | 22.2           | 31.4           | 20.9               | 5.5             | ...          | 18.3                          | 589                           |
| Under 25 years                                       | .8     | ..              | ..             | ..             | ..             | ..             | .1             | .2             | .2             | .1             | ..                 | ..              | ...          | ..                            | ..                            |
| 25 to 29 years                                       | 10.5   | ..              | ..             | ..             | ..             | .6             | .5             | 1.5            | 2.9            | 2.4            | 1.6                | ..              | ...          | 1.0                           | 773                           |
| 30 to 34 years                                       | 24.2   | ..              | ..             | .3             | .3             | 1.1            | 1.7            | 3.7            | 4.4            | 6.0            | 3.4                | ..              | ...          | 2.7                           | 782                           |
| 35 to 44 years                                       | 56.8   | ..              | .2             | 2.7            | 2.1            | 4.2            | 4.7            | 7.7            | 7.9            | 10.3           | 9.3                | 2.5             | ...          | 5.2                           | 753                           |
| 45 to 64 years                                       | 95.3   | ..              | .6             | 10.2           | 20.3           | 12.5           | 8.8            | 8.0            | 6.5            | 11.5           | 6.3                | 2.0             | ...          | 8.6                           | 498                           |
| 65 years and over                                    | 39.9   | ..              | 2.1            | 13.1           | 14.5           | 4.6            | 1.3            | 1.5            | .4             | 1.0            | .4                 | .6              | ...          | .6                            | 331                           |
| Other male householder                               | 17.2   | ..              | .4             | 2.3            | 2.5            | 1.5            | 1.9            | 1.1            | 2.1            | 1.4            | 1.3                | .2              | ...          | 2.4                           | 684                           |
| Under 45 years                                       | 7.4    | ..              | ..             | .8             | .4             | .7             | .8             | .8             | 1.3            | 1.2            | .6                 | .2              | ...          | 1.1                           | 552                           |
| 45 to 64 years                                       | 7.0    | ..              | .2             | .6             | 1.1            | .5             | 1.2            | .5             | .7             | .2             | .8                 | ..              | ...          | 1.0                           | 552                           |
| 65 years and over                                    | 2.8    | ..              | .2             | .9             | 1.0            | .3             | ..             | ..             | .1             | ..             | ..                 | ..              | ...          | .2                            | 447                           |
| Other female householder                             | 31.1   | ..              | 1.9            | 6.3            | 4.6            | 3.1            | 4.8            | 2.3            | 2.6            | 1.6            | 1.3                | ..              | ...          | 2.6                           | 629                           |
| Under 45 years                                       | 10.3   | ..              | .3             | .5             | .8             | .2             | 2.2            | 1.7            | 1.5            | 1.0            | .8                 | ..              | ...          | 1.2                           | 437                           |
| 45 to 64 years                                       | 13.1   | ..              | .6             | 2.6            | 1.9            | 2.3            | 2.3            | .5             | .9             | .2             | .5                 | ..              | ...          | 1.3                           | 437                           |
| 65 years and over                                    | 7.7    | ..              | 1.0            | 3.2            | 1.9            | .5             | .3             | ..             | .2             | .4             | ..                 | ..              | ...          | 1.9                           | 287                           |
| 1-person households                                  | 46.2   | .2              | 2.5            | 15.7           | 10.7           | 2.5            | 3.9            | 3.5            | 2.1            | 1.5            | 1.2                | .6              | ...          | 1.3                           | 336                           |
| Male householder                                     | 18.3   | ..              | 1.0            | 3.9            | 3.1            | 1.5            | 1.7            | 1.6            | .7             | .7             | .6                 | .2              | ...          | 1.3                           | 382                           |
| Under 45 years                                       | 5.3    | ..              | .3             | .4             | .3             | .2             | .9             | 1.2            | .2             | .5             | .4                 | ..              | ...          | .8                            | 602                           |
| 45 to 64 years                                       | 4.8    | ..              | 1.0            | 1.0            | 1.0            | .5             | .3             | .4             | .4             | .2             | .2                 | .2              | ...          | .3                            | 389                           |
| 65 years and over                                    | 6.4    | ..              | .6             | 2.5            | 1.7            | .7             | .5             | ..             | .1             | ..             | ..                 | ..              | ...          | .2                            | 300                           |
| Female householder                                   | 29.9   | .2              | 1.5            | 11.8           | 7.6            | 1.0            | 2.1            | 2.0            | 1.4            | .8             | .7                 | .4              | ...          | 2.5                           | 317                           |
| Under 45 years                                       | 5.6    | ..              | ..             | .4             | .7             | ..             | 1.0            | 1.4            | .5             | .5             | .3                 | ..              | ...          | .5                            | 632                           |
| 45 to 64 years                                       | 8.1    | ..              | .4             | 2.8            | 2.2            | .7             | .7             | .4             | .4             | .1             | .2                 | .2              | ...          | .7                            | 337                           |
| 65 years and over                                    | 16.2   | .2              | 1.1            | 8.6            | 4.6            | .3             | .4             | .2             | .4             | .2             | .2                 | ..              | ...          | ..                            | 279                           |
| <b>Own Never Married Children Under 18 Years Old</b> |        |                 |                |                |                |                |                |                |                |                |                    |                 |              |                               |                               |
| No own children under 18 years                       | 206.5  | .2              | 6.8            | 46.6           | 48.6           | 21.8           | 16.8           | 14.0           | 11.5           | 14.7           | 8.8                | 3.0             | ...          | 13.9                          | 388                           |
| With own children under 18 years                     | 115.4  | ..              | .9             | 4.1            | 6.3            | 8.2            | 11.0           | 15.7           | 17.4           | 21.3           | 16.0               | 3.4             | ...          | 11.2                          | 735                           |
| Under 6 years only                                   | 25.1   | ..              | .6             | .9             | .6             | .8             | 1.8            | 2.1            | 6.5            | 5.5            | 4.3                | .6              | ...          | 2.2                           | 783                           |
| 1  | 16.6   | ..              | .1             | .4             | .6             | .4             | 1.4            | 1.0            | 4.7            | 4.3            | 2.2                | .4              | ...          | 1.1                           | 782                           |
| 2  | 6.9    | ..              | ..             | ..             | .2             | .1             | .3             | .9             | 1.6            | 1.0            | 1.8                | .2              | ...          | 1.0                           | 795                           |
| 3 or more  | 1.7    | ..              | ..             | .2             | .2             | .1             | .1             | .2             | .2             | .2             | .5                 | ..              | ...          | ..                            | ..                            |
| 6 to 17 years only                                   | 70.7   | ..              | .7             | 3.2            | 5.2            | 6.4            | 8.1            | 10.1           | 7.5            | 12.1           | 8.5                | 1.8             | ...          | 7.1                           | 681                           |
| 1  | 31.8   | ..              | .5             | 2.0            | 3.0            | 3.0            | 3.7            | 5.0            | 2.9            | 5.2            | 3.1                | .6              | ...          | 2.9                           | 645                           |
| 2  | 27.2   | ..              | .2             | .8             | 1.5            | 1.7            | 3.4            | 4.1            | 2.7            | 4.6            | 3.7                | 1.1             | ...          | 3.4                           | 708                           |
| 3 or more  | 11.7   | ..              | ..             | .4             | .7             | 1.8            | 1.0            | 1.0            | 1.9            | 2.3            | 1.7                | ..              | ...          | .8                            | 733                           |
| Both age groups                                      | 19.6   | ..              | .3             | .2             | 1.2            | 1.2            | 1.1            | 3.6            | 3.4            | 3.8            | 3.1                | 1.0             | ...          | 2.0                           | 773                           |
| 2  | 8.2    | ..              | ..             | .1             | ..             | .3             | .7             | 1.9            | 1.6            | 1.5            | .9                 | .3              | ...          | .7                            | 741                           |
| 3 or more  | 11.4   | ..              | ..             | .2             | .2             | .8             | .4             | 1.6            | 1.8            | 2.3            | 2.2                | .7              | ...          | 1.2                           | 602                           |
| <b>Income of Families and Primary Individuals</b>    |        |                 |                |                |                |                |                |                |                |                |                    |                 |              |                               |                               |
| Less than \$5,000                                    | 4.4    | ..              | .4             | 1.4            | 1.0            | ..             | .1             | .4             | .2             | .2             | ..                 | ..              | ...          | .5                            | 319                           |
| \$5,000 to \$9,999                                   | 20.3   | ..              | 2.0            | 9.2            | 5.5            | 1.9            | .7             | .3             | .1             | .1             | ..                 | ..              | ...          | .5                            | 286                           |
| \$10,000 to \$14,999                                 | 20.9   | ..              | 1.2            | 8.2            | 5.1            | 1.5            | 1.4            | 1.1            | .3             | .7             | .5                 | .2              | ...          | .6                            | 315                           |
| \$15,000 to \$19,999                                 | 17.3   | ..              | 1.1            | 5.3            | 4.7            | 1.8            | 1.4            | .8             | .9             | .3             | ..                 | ..              | ...          | 1.0                           | 337                           |
| \$20,000 to \$24,999                                 | 28.7   | ..              | .8             | 6.4            | 6.4            | 4.0            | 3.2            | 3.3            | 1.1            | 1.1            | .4                 | ..              | ...          | 1.9                           | 397                           |
| \$25,000 to \$29,999                                 | 31.5   | ..              | .3             | 5.9            | 6.3            | 3.4            | 4.0            | 3.9            | 2.6            | 1.7            | .8                 | .3              | ...          | 2.2                           | 461                           |
| \$30,000 to \$34,999                                 | 30.0   | .2              | .6             | 3.6            | 5.5            | 2.3            | 3.9            | 3.6            | 3.1            | 3.1            | 1.0                | .2              | ...          | 2.4                           | 545                           |
| \$35,000 to \$39,999                                 | 30.2   | ..              | .8             | 3.1            | 2.7            | 2.3            | 1.6            | 4.2            | 7.1            | 3.7            | 1.4                | .2              | ...          | 3.3                           | 675                           |
| \$40,000 to \$49,999                                 | 46.1   | ..              | .5             | 3.0            | 5.1            | 6.0            | 4.1            | 4.1            | 5.6            | 10.5           | 3.8                | .5              | ...          | 3.0                           | 672                           |
| \$50,000 to \$59,999                                 | 33.4   | ..              | 1.1            | 2.1            | 5.4            | 1.9            | 2.7            | 2.5            | 3.6            | 6.3            | 5.4                | .3              | ...          | 2.9                           | 711                           |
| \$60,000 to \$79,999                                 | 32.8   | ..              | ..             | 1.9            | 4.9            | 2.7            | 3.0            | 3.4            | 1.8            | 5.2            | 5.5                | 1.0             | ...          | 3.4                           | 664                           |
| \$80,000 to \$99,999                                 | 12.6   | ..              | ..             | .2             | 1.2            | .4             | .5             | .7             | .8             | 2.8            | 3.1                | 1.3             | ...          | 1.6                           | 923                           |
| \$100,000 to \$119,999                               | 6.2    | ..              | ..             | .2             | .8             | .9             | .8             | .3             | .4             | ..             | 1.4                | .7              | ...          | .8                            | 621                           |
| \$120,000 or more                                    | 7.5    | ..              | ..             | .2             | .4             | 1.0            | .3             | .8             | .6             | .3             | 1.3                | 1.6             | ...          | 1.2                           | 794                           |
| Median   | 36 306 | ..              | 16 146         | 20 996         | 28 768         | 35 570         | 33 766         | 36 437         | 38 577         | 46 743         | 57 981             | 85 691          | ...          | 40 585                        | ...                           |
| <b>Value</b>   |        |                 |                |                |                |                |                |                |                |                |                    |                 |              |                               |                               |
| Less than \$10,000                                   | 1.7    | ..              | .3             | .8             | .3             | ..             | .2             | ..             | .2             | ..             | ..                 | ..              | ...          | ..                            | ..                            |
| \$10,000 to \$19,999                                 | 7.2    | ..              | 1.3            | 1.6            | .9             | .4             | .7             | .5             | .5             | .6             | .6                 | ..              | ...          | .1                            | 375                           |
| \$20,000 to \$29,999                                 | 12.9   | ..              | 1.9            | 2.7            | 1.3            | 1.0            | 1.1            | 2.0            | 1.0            | .1             | .3                 | .2              | ...          | 1.4                           | 393                           |
| \$30,000 to \$39,999                                 | 21.1   | ..              | 1.6            | 4.8            | 3.2            | 3.4            | 1.6            | 2.2            | 1.1            | .7             | .5                 | ..              | ...          | 2.0                           | 398                           |
| \$40,000 to \$49,999                                 | 30.4   | ..              | .9             | 8.6            | 2.2            | 4.0            | 4.2            | 3.8            | 1.5            | 2.6            | .8                 | ..              | ...          | 1.8                           | 465                           |
| \$50,000 to \$59,999                                 | 39.2   | .2              | .6             | 10.6           | 7.4            | 3.0            | 4.1            | 5.4            | 3.1            | 1.4            | .4                 | ..              | ...          | 3.1                           | 391                           |
| \$60,000 to \$69,999                                 | 46.6   | ..              | .2             | 10.6           | 10.2           | 5.3            | 4.7            | 4.5            | 4.4            | 3.4            | .7                 | .2              | ...          | 2.4                           | 420                           |
| \$70,000 to \$79,999                                 | 39.4   | ..              | .4             | 5.7            | 9.9            | 1.8            | 2.7            | 2.6            | 5.9            | 5.0            | 2.3                | .2              | ...          | 2.6                           | 515                           |
| \$80,000 to \$99,999                                 | 56.1   | ..              | .4             | 3.1            | 12.6           | 4.4            | 2.9            | 4.1            | 6.5            | 13.4           | 4.7                | .4              | ...          | 3.6                           | 670                           |
| \$100,000 to \$119,999                               | 25.4   | ..              | .2             | 1.1            | 4.6            | 2.7            | 2.0            | 1.9            | 1.9            | 4.4            | 3.9                | .3              | ...          | 2.4                           | 649                           |
| \$120,000 to \$149,999                               | 21.9   | ..              | ..             | .5             | 1.5            | 2.7            | 2.2            | 1.6            | 1.9            | 2.2            | 6.8                | .7              | ...          | 1.8                           | 782                           |
| \$150,000 to \$199,999                               | 11.8   | ..              | ..             | .6             | .6             | 1.1            | 1.0            | .6             | .8             | 1.4            | 2.4                | 1.6             | ...          | 1.7                           | 859                           |
| \$200,000 to \$249,999                               | 4.6    | ..              | ..             | ..             | .2             | .2             | .5             | .2             | .2             | .4             | .7                 | 1.6             | ...          | .7                            | 1 264                         |
| \$250,000 to \$299,999                               | 1.0    | ..              | ..             | ..             | ..             | ..             | ..             | ..             | ..             | ..             | .6                 | .2              | ...          | .2                            | ..                            |
| \$300,000 or more                                    | 2.5    | ..              | ..             | ..             | ..             |                |                |                |                |                |                    |                 |              |                               |                               |

**Table 3-21. Housing Costs by Selected Characteristics - Owner Occupied Units—Con.**

[Numbers in thousands. For meaning of symbols, see text.]

| Characteristics  | Total  | Less than \$100 | \$100 to \$199 | \$200 to \$299 | \$300 to \$399 | \$400 to \$499 | \$500 to \$599 | \$600 to \$699 | \$700 to \$799 | \$800 to \$899 | \$1,000 to \$1,499 | \$1,500 or more | No cash rent | Mortgage payment not reported | Median excluding no cash rent |
|--|--------|-----------------|----------------|----------------|----------------|----------------|----------------|----------------|----------------|----------------|--------------------|-----------------|--------------|-------------------------------|-------------------------------|
| <b>Value-Income Ratio</b>                              |        |                 |                |                |                |                |                |                |                |                |                    |                 |              |                               |                               |
| Less than 1.5  | 103.6  | -               | 3.0            | 11.5           | 15.0           | 11.0           | 10.9           | 13.0           | 8.3            | 10.9           | 8.5                | 1.9             | ...          | 9.5                           | 560                           |
| 1.5 to 1.9   | 58.0   | .2              | .8             | 5.3            | 6.8            | 4.0            | 5.1            | 4.9            | 9.5            | 10.9           | 5.3                | .9              | ...          | 4.4                           | 698                           |
| 2.0 to 2.4   | 53.4   | -               | .8             | 6.0            | 7.4            | 5.3            | 4.1            | 6.1            | 5.7            | 6.4            | 4.9                | 1.3             | ...          | 3.2                           | 585                           |
| 2.5 to 2.9   | 25.8   | -               | .8             | 3.8            | 4.2            | 3.3            | 2.4            | 2.0            | 2.6            | 2.9            | 1.9                | .9              | ...          | 1.2                           | 516                           |
| 3.0 to 3.9   | 33.0   | -               | .8             | 7.3            | 7.3            | 2.7            | 2.5            | 1.0            | 1.5            | 2.7            | 3.1                | .6              | ...          | 3.5                           | 391                           |
| 4.0 to 4.9   | 13.5   | -               | .5             | 3.7            | 3.9            | 1.1            | .7             | .8             | .2             | 1.1            | .4                 | -               | ...          | 1.2                           | 350                           |
| 5.0 or more  | 33.7   | -               | 1.3            | 10.9           | 10.2           | 2.5            | 2.0            | 1.6            | .9             | 1.1            | .7                 | .7              | ...          | 1.8                           | 336                           |
| Zero or negative income                                | .9     | -               | -              | .2             | -              | -              | -              | .2             | .2             | -              | -                  | -               | ...          | .3                            | -                             |
| Median   | 2.0    | -               | 2.1            | 2.6            | 2.4            | 2.0            | 1.8            | 1.7            | 1.8            | 1.8            | 1.9                | 2.1             | ...          | 1.8                           | -                             |
| <b>Monthly Payment for Principal and interest</b>      |        |                 |                |                |                |                |                |                |                |                |                    |                 |              |                               |                               |
| Less than \$100  | 8.0    | -               | -              | 1.4            | 5.0            | 1.0            | .4             | .2             | -              | -              | -                  | -               | ...          | -                             | 351                           |
| \$100 to \$199   | 19.2   | -               | -              | .3             | 3.1            | 10.1           | 4.0            | 1.4            | .4             | -              | -                  | -               | ...          | -                             | 461                           |
| \$200 to \$249   | 13.4   | -               | -              | -              | -              | 3.7            | 5.8            | 2.8            | 1.4            | -              | -                  | -               | ...          | -                             | 555                           |
| \$250 to \$299   | 14.2   | -               | -              | -              | -              | 2.1            | 6.4            | 3.7            | 1.3            | .7             | -                  | -               | ...          | -                             | 577                           |
| \$300 to \$349   | 13.7   | -               | -              | -              | -              | -              | 4.8            | 5.9            | 2.2            | .8             | -                  | -               | ...          | -                             | 634                           |
| \$350 to \$399   | 15.5   | -               | -              | -              | -              | -              | 1.3            | 8.5            | 4.4            | 1.2            | -                  | -               | ...          | -                             | 675                           |
| \$400 to \$449   | 12.9   | -               | -              | -              | -              | -              | .3             | 4.0            | 6.5            | 2.0            | -                  | -               | ...          | -                             | 732                           |
| \$450 to \$499   | 12.3   | -               | -              | -              | -              | -              | -              | 1.1            | 7.4            | 3.5            | .4                 | -               | ...          | -                             | 769                           |
| \$500 to \$599   | 24.8   | -               | -              | -              | -              | -              | .2             | .7             | 4.4            | 17.6           | 2.0                | -               | ...          | -                             | 882                           |
| \$600 to \$699   | 13.9   | -               | -              | -              | -              | -              | -              | -              | .1             | 8.8            | 5.0                | -               | ...          | -                             | 955                           |
| \$700 to \$799   | 8.4    | -               | -              | -              | -              | -              | -              | -              | -              | .7             | 7.3                | .3              | ...          | 1 236                         |                               |
| \$800 to \$999   | 9.7    | -               | -              | -              | -              | -              | -              | -              | -              | -              | 8.5                | 1.2             | ...          | 1 285                         |                               |
| \$1,000 to \$1,249                                     | 2.3    | -               | -              | -              | -              | -              | -              | -              | -              | -              | .7                 | 1.5             | ...          | -                             |                               |
| \$1,250 to \$1,499                                     | 2.2    | -               | -              | -              | -              | -              | -              | -              | -              | -              | .2                 | 2.0             | ...          | -                             |                               |
| \$1,500 or more  | .7     | -               | -              | -              | -              | -              | -              | -              | -              | -              | -                  | .7              | ...          | -                             |                               |
| Not reported   | 25.1   | -               | -              | -              | -              | -              | -              | -              | -              | -              | -                  | -               | ...          | -                             |                               |
| Median   | 406    | -               | -              | 100            | 174            | 262            | 351            | 433            | 554            | 764            | 1 221              | -               | ...          | -                             |                               |
| <b>Average Monthly Cost Paid for Real Estate Taxes</b> |        |                 |                |                |                |                |                |                |                |                |                    |                 |              |                               |                               |
| Less than \$25   | 2.2    | -               | .3             | .4             | -              | -              | .2             | .7             | .2             | -              | .2                 | .2              | ...          | .1                            | -                             |
| \$25 to \$49   | 4.1    | -               | 1.0            | 1.0            | .5             | .3             | .1             | .3             | .2             | .1             | .3                 | -               | ...          | .4                            | 297                           |
| \$50 to \$74   | 9.3    | -               | 1.7            | 1.8            | 1.1            | 1.1            | 1.0            | .7             | .2             | .6             | 1.0                | -               | ...          | .2                            | 396                           |
| \$75 to \$99   | 17.5   | .2              | 3.2            | 2.6            | 1.2            | 2.5            | 2.0            | 1.6            | 1.5            | .7             | .4                 | -               | ...          | 1.7                           | 430                           |
| \$100 to \$149   | 94.9   | -               | 1.6            | 29.3           | 8.0            | 7.5            | 11.2           | 13.3           | 10.3           | 6.1            | 1.5                | -               | ...          | 6.3                           | 473                           |
| \$150 to \$199   | 106.8  | -               | -              | 15.4           | 28.8           | 6.3            | 6.4            | 7.7            | 10.1           | 17.3           | 7.2                | .2              | ...          | 7.4                           | 486                           |
| \$200 or more  | 87.1   | -               | -              | .2             | 15.2           | 12.3           | 7.0            | 5.4            | 6.4            | 11.3           | 14.2               | 6.0             | ...          | 9.1                           | 681                           |
| Median   | 165    | -               | 82             | 133            | 179            | 178            | 148            | 143            | 160            | 181            | 200+               | 200+            | ...          | 176                           | -                             |
| <b>Purchase Price</b>                                  |        |                 |                |                |                |                |                |                |                |                |                    |                 |              |                               |                               |
| Home purchased or built                                | 316.7  | .2              | 6.8            | 49.1           | 54.1           | 29.5           | 27.8           | 29.7           | 28.9           | 36.0           | 24.5               | 6.3             | ...          | 23.9                          | 524                           |
| Less than \$10,000                                     | 15.8   | -               | 2.8            | 8.2            | 2.1            | .6             | .7             | .6             | .2             | -              | .1                 | .2              | ...          | .2                            | 261                           |
| \$10,000 to \$19,999                                   | 58.0   | -               | 1.0            | 21.4           | 18.4           | 5.8            | 2.1            | 2.0            | .8             | 1.6            | .5                 | -               | ...          | 2.6                           | 323                           |
| \$20,000 to \$29,999                                   | 42.1   | -               | .7             | 7.0            | 12.7           | 8.6            | 4.8            | 1.9            | 1.5            | 1.4            | 1.0                | -               | ...          | 2.5                           | 395                           |
| \$30,000 to \$39,999                                   | 33.4   | -               | .3             | 2.3            | 5.6            | 5.7            | 7.1            | 5.2            | 1.7            | 2.2            | .8                 | -               | ...          | 2.3                           | 524                           |
| \$40,000 to \$49,999                                   | 31.3   | -               | -              | 1.2            | 2.6            | 2.3            | 6.2            | 9.3            | 4.5            | 2.4            | .8                 | -               | ...          | 1.7                           | 627                           |
| \$50,000 to \$59,999                                   | 29.9   | .2              | .2             | 1.6            | 2.7            | 1.4            | 3.3            | 4.9            | 8.3            | 4.7            | .5                 | -               | ...          | 2.1                           | 691                           |
| \$60,000 to \$69,999                                   | 20.5   | -               | -              | 1.1            | 1.7            | 1.0            | 2.1            | 5.3            | 4.7            | 2.0            | .2                 | -               | ...          | 2.6                           | 759                           |
| \$70,000 to \$79,999                                   | 23.0   | -               | -              | .4             | 1.5            | .8             | 7              | 2.2            | 4.4            | 8.2            | 2.9                | -               | ...          | 1.7                           | 816                           |
| \$80,000 to \$89,999                                   | 22.6   | -               | -              | .5             | 1.8            | .9             | .3             | .4             | 1.6            | 8.0            | 7.0                | -               | ...          | 1.4                           | 930                           |
| \$100,000 to \$119,999                                 | 8.3    | -               | -              | .2             | .5             | .7             | .4             | .2             | .2             | .9             | 4.5                | .4              | ...          | .4                            | 1 099                         |
| \$120,000 to \$149,999                                 | 6.4    | -               | -              | -              | .2             | .3             | .4             | .2             | -              | .5             | 2.4                | 1.5             | ...          | 1.1                           | 1 273                         |
| \$150,000 to \$199,999                                 | 3.8    | -               | -              | -              | .2             | .2             | .2             | -              | -              | .6             | .9                 | 1.4             | ...          | .3                            | 1 344                         |
| \$200,000 to \$249,999                                 | 2.0    | -               | -              | -              | .4             | -              | -              | -              | .2             | -              | .5                 | .7              | ...          | .2                            | -                             |
| \$250,000 to \$299,999                                 | .5     | -               | -              | -              | -              | -              | -              | -              | -              | .2             | .2                 | .4              | ...          | -                             | -                             |
| \$300,000 or more                                      | 1.2    | -               | -              | -              | -              | .5             | -              | -              | -              | .2             | .2                 | .3              | ...          | .1                            | -                             |
| Not reported   | 19.8   | -               | 1.8            | 5.2            | 3.8            | 1.9            | .6             | .9             | .2             | -              | .3                 | -               | ...          | 4.5                           | 317                           |
| Median   | 40 346 | -               | 10000          | 16 410         | 23 663         | 29 768         | 38 409         | 45 050         | 56 757         | 70 924         | 88 974             | 144 662         | ...          | 51 537                        | -                             |
| Received as inheritance or gift                        | 1.8    | -               | .3             | 1.0            | .4             | .1             | -              | -              | -              | -              | -                  | -               | ...          | -                             | -                             |
| Not reported   | 3.4    | -               | .6             | .6             | .5             | .3             | -              | -              | -              | -              | .2                 | -               | ...          | 1.2                           | -                             |

<sup>1</sup>For mobile home, oldest category is 1939 or earlier.

**Table 3-22. Value by Selected Characteristics - Owner Occupied Units**

[Numbers in thousands. For meaning of symbols, see text.]

| Characteristics   | Total        | Less than \$30,000 | \$30,000 to \$39,999 | \$40,000 to \$49,999 | \$50,000 to \$59,999 | \$60,000 to \$79,999 | \$80,000 to \$99,999 | \$100,000 to \$149,999 | \$150,000 to \$199,999 | \$200,000 to \$249,999 | \$250,000 to \$299,999 | \$300,000 or more | Median        |
|---|--------------|--------------------|----------------------|----------------------|----------------------|----------------------|----------------------|------------------------|------------------------|------------------------|------------------------|-------------------|---------------|
| <b>Total</b> .....  | <b>321.9</b> | <b>21.8</b>        | <b>21.1</b>          | <b>30.4</b>          | <b>39.2</b>          | <b>86.1</b>          | <b>86.1</b>          | <b>47.3</b>            | <b>11.8</b>            | <b>4.6</b>             | <b>1.0</b>             | <b>2.5</b>        | <b>71 253</b> |
| <b>Units In Structure</b>                                       |              |                    |                      |                      |                      |                      |                      |                        |                        |                        |                        |                   |               |
| 1, detached.....  | 271.5        | 9.3                | 13.1                 | 23.1                 | 32.6                 | 77.4                 | 52.4                 | 44.9                   | 11.6                   | 4.0                    | 1.0                    | 2.2               | 74 910        |
| 1, attached.....  | 12.1         | .4                 | .7                   | 1.1                  | 1.1                  | 4.3                  | 2.5                  | 1.1                    | .1                     | .5                     | -.                     | .2                | 72 706        |
| 2 to 4.....   | 30.0         | 10.3               | 6.4                  | 5.8                  | 2.3                  | 3.5                  | .7                   | .8                     | -.                     | .1                     | -.                     | -.                | 37 297        |
| 5 to 9.....   | .8           | .2                 | -.                   | -.                   | .2                   | .3                   | -.                   | -.                     | -.                     | -.                     | -.                     | -.                | ...           |
| 10 to 19.....   | 2.4          | -.                 | .2                   | .2                   | 1.7                  | -.                   | -.                   | .1                     | -.                     | -.                     | -.                     | .2                | ...           |
| 20 to 49.....   | 1.1          | -.                 | -.                   | .1                   | .7                   | .2                   | .2                   | -.                     | -.                     | -.                     | -.                     | -.                | ...           |
| 50 or more.....   | 2.2          | .2                 | .1                   | .1                   | .7                   | .4                   | .3                   | .4                     | -.                     | -.                     | -.                     | -.                | ...           |
| Mobile home or trailer.....                                     | 2.0          | 1.5                | .5                   | -.                   | -.                   | -.                   | -.                   | -.                     | -.                     | -.                     | -.                     | -.                | ...           |
| <b>Year Structure Built<sup>1</sup></b>                         |              |                    |                      |                      |                      |                      |                      |                        |                        |                        |                        |                   |               |
| 1990 to 1994.....   | -.           | -.                 | -.                   | -.                   | -.                   | -.                   | -.                   | -.                     | -.                     | -.                     | -.                     | -.                | ...           |
| 1985 to 1989.....   | 10.0         | .3                 | .4                   | -.                   | .5                   | .9                   | 2.2                  | 3.7                    | 1.1                    | .5                     | .2                     | .3                | 110 040       |
| 1980 to 1984.....   | 8.0          | .2                 | -.                   | .1                   | .8                   | 1.3                  | 2.1                  | 1.9                    | .9                     | .5                     | -.                     | -.                | 96 324        |
| 1975 to 1979.....   | 22.7         | .6                 | .1                   | .6                   | 2.0                  | 4.7                  | 7.0                  | 5.0                    | 2.0                    | .5                     | .2                     | .2                | 89 734        |
| 1970 to 1974.....   | 26.8         | 1.2                | .8                   | .1                   | 2.0                  | 5.1                  | 6.5                  | 8.0                    | 1.4                    | 1.2                    | .3                     | .4                | 93 235        |
| 1960 to 1969.....   | 52.6         | 1.6                | .9                   | 2.5                  | 3.8                  | 15.0                 | 14.7                 | 10.0                   | 3.0                    | .6                     | -.                     | .3                | 83 110        |
| 1950 to 1959.....   | 78.4         | 1.0                | 3.1                  | 6.8                  | 11.9                 | 33.3                 | 11.9                 | 9.2                    | .7                     | .2                     | -.                     | .4                | 69 892        |
| 1940 to 1949.....   | 29.3         | 1.0                | 1.6                  | 4.2                  | 4.7                  | 9.7                  | 3.2                  | 2.8                    | .9                     | .2                     | -.                     | -.                | 85 492        |
| 1930 to 1939.....   | 34.0         | 5.0                | 5.1                  | 5.2                  | 6.4                  | 5.7                  | 3.2                  | 2.3                    | .6                     | -.                     | .2                     | .4                | 52 741        |
| 1920 to 1929.....   | 27.6         | 2.5                | 4.9                  | 6.2                  | 3.4                  | 5.9                  | 1.9                  | 2.1                    | .4                     | .3                     | -.                     | -.                | 50 682        |
| 1919 or earlier.....  | 33.5         | 8.6                | 4.3                  | 4.7                  | 3.6                  | 4.4                  | 3.5                  | 2.4                    | .7                     | .7                     | .2                     | .4                | 48 306        |
| Median.....   | 1955         | 1929               | 1933                 | 1938                 | 1951                 | 1955                 | 1963                 | 1965                   | 1969                   | 1971                   | -.                     | -.                | ...           |
| <b>Rooms</b>  |              |                    |                      |                      |                      |                      |                      |                        |                        |                        |                        |                   |               |
| 1 room.....   | -.           | -.                 | -.                   | -.                   | -.                   | -.                   | -.                   | -.                     | -.                     | -.                     | -.                     | -.                | ...           |
| 2 rooms.....  | 2.7          | .4                 | .4                   | .5                   | 1.0                  | .1                   | -.                   | .2                     | -.                     | -.                     | -.                     | -.                | ...           |
| 3 rooms.....  | 25.4         | 4.1                | 3.1                  | 4.6                  | 5.6                  | 5.0                  | 1.1                  | 1.6                    | -.                     | -.                     | -.                     | .2                | 51 461        |
| 4 rooms.....  | 82.2         | 7.7                | 7.2                  | 9.8                  | 14.9                 | 30.9                 | 7.3                  | 3.6                    | -.                     | -.                     | -.                     | -.                | 81 010        |
| 5 rooms.....  | 83.6         | 4.7                | 6.0                  | 10.2                 | 10.0                 | 28.6                 | 14.1                 | 7.7                    | 1.2                    | .3                     | -.                     | -.                | 67 632        |
| 6 rooms.....  | 62.0         | 2.3                | 2.8                  | 3.2                  | 4.0                  | 12.3                 | 19.8                 | 13.7                   | 2.6                    | .7                     | .4                     | .2                | 86 473        |
| 7 rooms.....  | 37.8         | 2.0                | 1.2                  | 1.3                  | 2.7                  | 6.6                  | 8.2                  | 11.9                   | 3.3                    | 1.5                    | -.                     | -.                | 92 588        |
| 8 rooms.....  | 18.4         | .6                 | -.                   | .5                   | 1.0                  | 1.4                  | 4.0                  | 6.0                    | 2.7                    | 1.3                    | .3                     | .6                | 114 385       |
| 9 rooms.....  | 9.7          | -.                 | .4                   | .2                   | -.                   | 1.2                  | 1.7                  | 2.5                    | 1.8                    | 1.2                    | -.                     | .7                | 128 168       |
| 10 rooms or more.....   | 6.1          | 5.3                | 5.5                  | 5.5                  | 5.4                  | 5.7                  | 6.8                  | 7.3                    | 8.1                    | 8.7                    | -.                     | -.                | ...           |
| Median.....   | ...          | ...                | ...                  | ...                  | ...                  | ...                  | ...                  | ...                    | ...                    | ...                    | ...                    | ...               | ...           |
| <b>Bedrooms</b>   |              |                    |                      |                      |                      |                      |                      |                        |                        |                        |                        |                   |               |
| None.....   | 6.1          | 1.0                | 1.2                  | .9                   | 1.5                  | .9                   | .2                   | .6                     | -.                     | -.                     | -.                     | -.                | 50 164        |
| 1.....  | 67.9         | 9.8                | 6.6                  | 11.8                 | 12.3                 | 18.2                 | 4.7                  | 3.2                    | .8                     | -.                     | -.                     | .2                | 54 528        |
| 2.....  | 179.3        | 8.4                | 10.2                 | 13.3                 | 19.9                 | 55.4                 | 39.6                 | 25.1                   | 4.9                    | .9                     | .7                     | 1.0               | 73 684        |
| 3.....  | 68.7         | 2.6                | 3.1                  | 4.3                  | 5.6                  | 11.6                 | 11.6                 | 18.5                   | 6.9                    | 2.9                    | .3                     | 1.3               | 92 271        |
| 4 or more.....  | 3.0          | 2.5                | 2.8                  | 2.7                  | 2.8                  | 2.9                  | 3.1                  | 3.3                    | 3.5+                   | 3.5+                   | -.                     | -.                | ...           |
| Median.....   | ...          | ...                | ...                  | ...                  | ...                  | ...                  | ...                  | ...                    | ...                    | ...                    | ...                    | ...               | ...           |
| <b>Complete Bathrooms</b>                                       |              |                    |                      |                      |                      |                      |                      |                        |                        |                        |                        |                   |               |
| None.....   | 113.7        | 15.1               | 14.5                 | 19.8                 | 20.8                 | 33.5                 | 6.4                  | 2.5                    | .2                     | .3                     | .2                     | .4                | 53 609        |
| 1.....  | 123.5        | 2.8                | 4.9                  | 8.7                  | 14.5                 | 39.5                 | 33.3                 | 17.6                   | 1.8                    | .2                     | -.                     | .2                | 75 609        |
| 1 and one-half.....   | 84.3         | 4.0                | 1.8                  | 1.8                  | 4.0                  | 12.9                 | 16.4                 | 27.1                   | 9.8                    | 4.1                    | .8                     | 1.9               | 102 827       |
| 2 or more.....  | ...          | ...                | ...                  | ...                  | ...                  | ...                  | ...                  | ...                    | ...                    | ...                    | ...                    | ...               | ...           |
| Median.....   | ...          | ...                | ...                  | ...                  | ...                  | ...                  | ...                  | ...                    | ...                    | ...                    | ...                    | ...               | ...           |
| <b>Main Heating Equipment</b>                                   |              |                    |                      |                      |                      |                      |                      |                        |                        |                        |                        |                   |               |
| Warm-air furnace.....   | 275.5        | 17.4               | 16.3                 | 26.0                 | 31.9                 | 77.0                 | 49.7                 | 41.2                   | 9.8                    | 3.7                    | .3                     | 2.1               | 72 001        |
| Steam or hot water system.....                                  | 34.1         | 3.5                | 4.5                  | 3.8                  | 4.3                  | 5.7                  | 5.3                  | 4.5                    | 1.7                    | .6                     | .2                     | .2                | 63 756        |
| Electric heat pump.....   | 1.6          | .2                 | -.                   | .1                   | .3                   | .1                   | .2                   | .4                     | -.                     | .2                     | .2                     | -.                | ...           |
| Built-in electric units.....                                    | 7.0          | .1                 | .3                   | .4                   | 2.4                  | 1.5                  | .9                   | .7                     | .1                     | -.                     | .3                     | .2                | 63 010        |
| Floor, wall, or other built-in hot air units without ducts..... | .4           | .4                 | -.                   | -.                   | -.                   | -.                   | -.                   | -.                     | -.                     | -.                     | -.                     | -.                | ...           |
| Room heaters with flue.....                                     | .8           | -.                 | -.                   | -.                   | .3                   | .3                   | -.                   | -.                     | -.                     | -.                     | -.                     | -.                | ...           |
| Room heaters without flue.....                                  | .4           | .2                 | -.                   | .2                   | -.                   | -.                   | -.                   | -.                     | -.                     | -.                     | -.                     | -.                | ...           |
| Portable electric heaters.....                                  | 1.1          | -.                 | -.                   | -.                   | -.                   | 1.0                  | -.                   | -.                     | .1                     | -.                     | -.                     | -.                | ...           |
| Stoves.....   | .7           | -.                 | -.                   | -.                   | -.                   | -.                   | -.                   | .5                     | -.                     | .2                     | -.                     | -.                | ...           |
| Fireplaces with inserts.....                                    | -.           | -.                 | -.                   | -.                   | -.                   | -.                   | -.                   | -.                     | -.                     | -.                     | -.                     | -.                | ...           |
| Fireplaces without inserts.....                                 | -.           | -.                 | -.                   | -.                   | -.                   | -.                   | -.                   | -.                     | -.                     | -.                     | -.                     | -.                | ...           |
| Other.....  | .4           | -.                 | -.                   | -.                   | -.                   | .4                   | -.                   | -.                     | -.                     | -.                     | -.                     | -.                | ...           |
| None.....   | ...          | ...                | ...                  | ...                  | ...                  | ...                  | ...                  | ...                    | ...                    | ...                    | ...                    | ...               | ...           |
| <b>Source of Water</b>  |              |                    |                      |                      |                      |                      |                      |                        |                        |                        |                        |                   |               |
| Public system or private company.....                           | 254.9        | 20.3               | 20.4                 | 29.1                 | 35.9                 | 70.5                 | 38.8                 | 29.1                   | 7.5                    | 1.9                    | .2                     | 1.2               | 66 163        |
| Well serving 1 to 5 units.....                                  | 66.7         | 1.5                | .7                   | 1.3                  | 3.3                  | 15.6                 | 17.0                 | 18.3                   | 4.3                    | 2.7                    | .8                     | 1.3               | 92 910        |
| Drilled.....  | 61.1         | 1.5                | .6                   | 1.1                  | 2.6                  | 14.2                 | 16.2                 | 17.3                   | 3.7                    | 2.1                    | .6                     | 1.1               | 93 007        |
| Dug.....  | 1.2          | -.                 | -.                   | -.                   | .4                   | -.                   | -.                   | .4                     | -.                     | .2                     | -.                     | -.                | ...           |
| Not reported.....   | 4.4          | -.                 | .1                   | .2                   | .3                   | 1.3                  | .8                   | .5                     | .4                     | -.                     | -.                     | .2                | 86 449        |
| Other.....  | .3           | -.                 | -.                   | -.                   | -.                   | -.                   | .3                   | -.                     | -.                     | -.                     | -.                     | -.                | ...           |
| <b>Means of Sewage Disposal</b>                                 |              |                    |                      |                      |                      |                      |                      |                        |                        |                        |                        |                   |               |
| Public sewer.....   | 273.9        | 20.8               | 20.4                 | 28.6                 | 36.9                 | 74.4                 | 42.5                 | 35.8                   | 9.3                    | 3.2                    | .3                     | 1.7               | 68 138        |
| Septic tank, cesspool, chemical toilet.....                     | 48.0         | 1.0                | .7                   | 1.7                  | 2.4                  | 11.7                 | 13.6                 | 11.5                   | 2.5                    | 1.5                    | .7                     | .8                | 89 540        |
| Other.....  | -.           | -.                 | -.                   | -.                   | -.                   | -.                   | -.                   | -.                     | -.                     | -.                     | -.                     | -.                | ...           |
| <b>Main House Heating Fuel</b>                                  |              |                    |                      |                      |                      |                      |                      |                        |                        |                        |                        |                   |               |
| Housing units with heating fuel.....                            | 321.9        | 21.6               | 21.1                 | 30.4                 | 39.2                 | 86.1                 | 56.1                 | 47.3                   | 11.8                   | 4.6                    | 1.0                    | 2.5               | 71 253        |
| Electricity.....  | 9.8          | .3                 | .3                   | .8                   | 2.7                  | 1.9                  | 1.5                  | 1.2                    | .3                     | .2                     | .5                     | .2                | 69 016        |
| Piped gas.....  | 258.0        | 18.3               | 18.3                 | 24.9                 | 29.5                 | 66.7                 | 45.6                 | 39.5                   | 9.8                    | 3.0                    | .5                     | 1.9               | 71 373        |
| Bottled gas.....  | 3.9          | .1                 | -.                   | .8                   | .3                   | 1.8                  | .5                   | .3                     | -.                     | .2                     | -.                     | -.                | 68 636        |
| Fuel oil.....   | 47.1         | 3.1                | 2.5                  | 3.9                  | 6.7                  | 14.3                 | 8.3                  | 5.0                    | 1.7                    | 1.1                    | -.                     | .4                | 70 159        |
| Kerosene or other liquid fuel.....                              | -.           | -.                 | -.                   | -.                   | -.                   | -.                   | -.                   | -.                     | -.                     | -.                     | -.                     | -.                | ...           |
| Coal or coke.....   | -.           | -.                 | -.                   | -.                   | -.                   | 1.1                  | .2                   | 1.1                    | .1                     | .2                     | -.                     | -.                | ...           |
| Wood.....   | 2.7          | -.                 | -.                   | -.                   | -.                   | -.                   | -.                   | -.                     | -.                     | -.                     | -.                     | -.                | ...           |
| Solar energy.....   | .2           | -.                 | -.                   | -.                   | -.                   | -.                   | -.                   | .2                     | -.                     | -.                     | -.                     | -.                | ...           |
| Other.....  | .2           | -.                 | -.                   | -.                   | -.                   | .2                   | -.                   | -.                     | -.                     | -.                     | -.                     | -.                | ...           |

**Table 3-22. Value by Selected Characteristics - Owner Occupied Units—Con.**

[Numbers in thousands. For meaning of symbols, see text.]

| Characteristics                                      | Total  | Less than \$30,000 | \$30,000 to \$39,999 | \$40,000 to \$49,999 | \$50,000 to \$59,999 | \$60,000 to \$79,999 | \$80,000 to \$99,999 | \$100,000 to \$149,999 | \$150,000 to \$199,999 | \$200,000 to \$249,999 | \$250,000 to \$299,999 | \$300,000 or more | Median  |
|--|--------|--------------------|----------------------|----------------------|----------------------|----------------------|----------------------|------------------------|------------------------|------------------------|------------------------|-------------------|---------|
| <b>Cooking Fuel</b>                                  |        |                    |                      |                      |                      |                      |                      |                        |                        |                        |                        |                   |         |
| With cooking fuel                                    | 321.7  | 21.8               | 21.1                 | 30.4                 | 39.0                 | 86.1                 | 56.1                 | 47.3                   | 11.8                   | 4.6                    | 1.0                    | 2.5               | 71 277  |
| Electricity  | 188.3  | 5.6                | 5.4                  | 10.8                 | 21.0                 | 55.2                 | 40.5                 | 33.3                   | 9.8                    | 4.0                    | .7                     | 2.2               | 78 612  |
| Piped gas  | 130.9  | 16.1               | 15.6                 | 19.0                 | 17.7                 | 30.3                 | 14.8                 | 13.9                   | 2.0                    | .7                     | .3                     | .3                | 58 280  |
| Bottled gas  | 2.5    | .1                 | —                    | .8                   | .3                   | .8                   | .8                   | .1                     | —                      | —                      | —                      | —                 | —       |
| Kerosene or other liquid fuel                        | —      | —                  | —                    | —                    | —                    | —                    | —                    | —                      | —                      | —                      | —                      | —                 | —       |
| Coal or coke   | —      | —                  | —                    | —                    | —                    | —                    | —                    | —                      | —                      | —                      | —                      | —                 | —       |
| Wood   | —      | —                  | —                    | —                    | —                    | —                    | —                    | —                      | —                      | —                      | —                      | —                 | —       |
| Other  | —      | —                  | —                    | —                    | —                    | —                    | —                    | —                      | —                      | —                      | —                      | —                 | —       |
| <b>Persons</b>                                       |        |                    |                      |                      |                      |                      |                      |                        |                        |                        |                        |                   |         |
| 1 person   | 46.2   | 5.3                | 5.0                  | 6.3                  | 8.9                  | 12.2                 | 4.1                  | 3.0                    | .4                     | .2                     | .2                     | .6                | 57 262  |
| 2 persons  | 108.8  | 7.5                | 5.7                  | 10.8                 | 13.1                 | 29.0                 | 19.9                 | 17.7                   | 3.0                    | 1.4                    | .3                     | .4                | 71 917  |
| 3 persons  | 64.4   | 3.2                | 3.8                  | 4.7                  | 6.8                  | 19.1                 | 11.8                 | 10.9                   | 2.0                    | 1.3                    | —                      | .7                | 74 385  |
| 4 persons  | 62.3   | 2.6                | 3.4                  | 5.5                  | 7.0                  | 17.1                 | 12.5                 | 9.8                    | 3.3                    | .8                     | .2                     | .2                | 74 904  |
| 5 persons  | 26.5   | 2.2                | 1.4                  | 1.8                  | 2.1                  | 5.2                  | 6.3                  | 4.9                    | 1.6                    | .5                     | —                      | .6                | 82 372  |
| 6 persons  | 8.3    | .5                 | 1.2                  | 1.0                  | .7                   | 1.4                  | 1.3                  | .5                     | 1.2                    | .2                     | .3                     | —                 | 70 059  |
| 7 persons or more                                    | 5.4    | .5                 | .5                   | .5                   | .6                   | 2.1                  | .2                   | .4                     | .3                     | .2                     | —                      | —                 | 64 625  |
| Median   | 2.6    | 2.3                | 2.5                  | 2.3                  | 2.3                  | 2.6                  | 2.8                  | 2.8                    | 3.7                    | 3.1                    | —                      | —                 | —       |
| <b>Household Composition by Age of Householder</b>   |        |                    |                      |                      |                      |                      |                      |                        |                        |                        |                        |                   |         |
| 2-or-more person households                          | 275.7  | 16.6               | 16.1                 | 24.1                 | 30.3                 | 73.8                 | 52.0                 | 44.3                   | 11.4                   | 4.5                    | .8                     | 1.9               | 73 781  |
| Married-couple families, no nonrelatives             | 227.4  | 10.5               | 11.2                 | 19.3                 | 22.9                 | 60.1                 | 47.3                 | 38.7                   | 10.2                   | 4.5                    | .8                     | 1.9               | 76 581  |
| Under 25 years                                       | .8     | .1                 | —                    | —                    | .4                   | —                    | .3                   | —                      | —                      | —                      | —                      | —                 | —       |
| 25 to 29 years                                       | 10.5   | .9                 | .8                   | .8                   | 1.4                  | 2.0                  | 2.4                  | 1.9                    | .1                     | —                      | —                      | —                 | 72 516  |
| 30 to 34 years                                       | 24.2   | .8                 | 1.9                  | 2.3                  | 2.6                  | 7.9                  | 5.0                  | 2.9                    | .6                     | —                      | .2                     | —                 | 71 369  |
| 35 to 44 years                                       | 56.8   | 2.1                | 2.5                  | 5.0                  | 5.0                  | 14.7                 | 13.4                 | 8.9                    | 3.6                    | 1.2                    | .3                     | .2                | 78 886  |
| 45 to 64 years                                       | 95.3   | 4.0                | 4.3                  | 6.9                  | 8.5                  | 22.8                 | 19.4                 | 19.6                   | 5.0                    | 2.8                    | .4                     | 1.6               | 81 111  |
| 65 years and over                                    | 39.9   | 2.5                | 1.6                  | 4.3                  | 5.0                  | 12.8                 | 6.7                  | 5.4                    | 1.1                    | .4                     | —                      | .2                | 70 186  |
| Other male householder                               | 17.2   | 1.6                | 1.2                  | 2.0                  | 2.2                  | 4.7                  | 2.0                  | 2.9                    | .6                     | —                      | —                      | —                 | 66 623  |
| Under 45 years                                       | 7.4    | .8                 | .7                   | 1.1                  | 1.3                  | 1.4                  | 1.1                  | 1.2                    | —                      | —                      | —                      | —                 | 59 458  |
| 45 to 64 years                                       | 7.0    | .6                 | .5                   | .8                   | .5                   | 2.2                  | .7                   | 1.3                    | .8                     | —                      | —                      | —                 | 71 895  |
| 65 years and over                                    | 2.8    | .4                 | —                    | .3                   | .4                   | 1.1                  | .2                   | .4                     | —                      | —                      | —                      | —                 | —       |
| Other female householder                             | 31.1   | 4.5                | 3.7                  | 2.7                  | 5.2                  | 9.0                  | 2.8                  | 2.7                    | .6                     | —                      | —                      | —                 | 58 948  |
| Under 45 years                                       | 10.3   | 1.2                | 1.5                  | .9                   | 2.1                  | 3.3                  | .9                   | .5                     | —                      | —                      | —                      | —                 | 57 618  |
| 45 to 64 years                                       | 13.1   | 1.7                | 1.8                  | 1.2                  | 1.4                  | 3.8                  | 1.3                  | 1.5                    | .4                     | —                      | —                      | —                 | 62 184  |
| 65 years and over                                    | 7.7    | 1.5                | .4                   | .6                   | 1.8                  | 1.9                  | .6                   | .7                     | .2                     | —                      | —                      | —                 | 57 332  |
| 1-person households                                  | 46.2   | 5.3                | 5.0                  | 6.3                  | 8.9                  | 12.2                 | 4.1                  | 3.0                    | .4                     | .2                     | .2                     | .6                | 57 262  |
| Male householder                                     | 18.3   | 2.3                | 1.2                  | 2.2                  | 2.7                  | 3.5                  | 1.3                  | 2.3                    | .4                     | —                      | .2                     | .2                | 59 078  |
| Under 45 years                                       | 5.3    | .6                 | .2                   | .9                   | .9                   | 1.6                  | .4                   | .8                     | —                      | —                      | —                      | .2                | 80 715  |
| 45 to 64 years                                       | 4.6    | 1.2                | .5                   | .3                   | .7                   | .5                   | .2                   | .8                     | .4                     | —                      | .2                     | —                 | 55 563  |
| 65 years and over                                    | 6.4    | .5                 | .6                   | 1.0                  | 1.2                  | 1.5                  | .8                   | .9                     | —                      | —                      | —                      | —                 | 59 877  |
| Female householder                                   | 29.9   | 3.0                | 3.8                  | 4.1                  | 6.2                  | 8.7                  | 2.8                  | .7                     | —                      | .2                     | —                      | .4                | 58 469  |
| Under 45 years                                       | 5.6    | .1                 | 1.2                  | .7                   | 1.2                  | 1.1                  | .7                   | .4                     | —                      | —                      | —                      | .2                | 58 667  |
| 45 to 64 years                                       | 8.1    | 1.1                | .8                   | 1.2                  | 1.8                  | 2.3                  | 1.1                  | —                      | —                      | —                      | —                      | .2                | 58 555  |
| 65 years and over                                    | 16.2   | 1.6                | 2.0                  | 2.3                  | 3.2                  | 5.3                  | .9                   | .3                     | —                      | .2                     | —                      | .2                | 58 348  |
| <b>Own Never Married Children Under 18 Years Old</b> |        |                    |                      |                      |                      |                      |                      |                        |                        |                        |                        |                   |         |
| No own children under 18 years                       | 206.5  | 15.6               | 14.3                 | 21.4                 | 28.0                 | 53.8                 | 33.9                 | 28.7                   | 5.6                    | 2.7                    | .7                     | 1.7               | 68 872  |
| With own children under 18 years                     | 115.4  | 8.2                | 6.7                  | 9.0                  | 11.3                 | 32.2                 | 22.2                 | 18.6                   | 6.1                    | 1.9                    | .3                     | .8                | 75 234  |
| Under 6 years only                                   | 25.1   | 1.2                | 1.3                  | 1.1                  | 2.1                  | 7.5                  | 6.0                  | 4.5                    | 1.2                    | .3                     | —                      | —                 | 78 549  |
| 1  | 16.6   | .9                 | 1.0                  | .2                   | .9                   | 6.2                  | 3.9                  | 2.9                    | .4                     | .2                     | —                      | —                 | 76 789  |
| 2  | 8.9    | .1                 | .2                   | .8                   | .9                   | 1.8                  | 1.3                  | .7                     | .1                     | —                      | —                      | —                 | 85 135  |
| 3 or more  | 1.7    | .1                 | —                    | —                    | .2                   | .4                   | .4                   | .3                     | .2                     | —                      | —                      | —                 | —       |
| 6 to 17 years only                                   | 70.7   | 3.7                | 3.7                  | 5.2                  | 6.8                  | 20.1                 | 12.7                 | 12.1                   | 4.1                    | 1.4                    | —                      | .7                | 75 781  |
| 1  | 31.8   | 2.0                | 2.2                  | 2.4                  | 3.6                  | 9.3                  | 4.3                  | 6.1                    | 1.4                    | .7                     | —                      | .3                | 72 263  |
| 2  | 27.2   | 1.4                | .8                   | 2.0                  | 1.9                  | 7.2                  | 6.6                  | 4.9                    | 1.4                    | .2                     | —                      | .4                | 81 230  |
| 3 or more  | 11.7   | .3                 | .8                   | .8                   | 1.4                  | 3.6                  | 1.8                  | 1.2                    | 1.3                    | .5                     | —                      | —                 | 74 223  |
| Both age groups                                      | 19.6   | 1.3                | 1.7                  | 2.7                  | 2.3                  | 4.6                  | 3.4                  | 2.1                    | .8                     | .2                     | .3                     | .2                | 67 464  |
| 2  | 8.2    | .6                 | 1.2                  | 1.3                  | 2.7                  | 4                    | .8                   | .5                     | —                      | —                      | —                      | .2                | 62 168  |
| 3 or more  | 11.4   | .7                 | 1.1                  | 1.5                  | 1.0                  | 1.9                  | 3.0                  | 1.2                    | .3                     | —                      | —                      | .2                | 74 906  |
| <b>Income of Families and Primary Individuals</b>    |        |                    |                      |                      |                      |                      |                      |                        |                        |                        |                        |                   |         |
| Less than \$5,000                                    | 4.4    | 1.3                | .3                   | .4                   | .2                   | .9                   | .2                   | .8                     | .2                     | —                      | —                      | —                 | 55 263  |
| \$5,000 to \$9,999                                   | 20.3   | 3.2                | 3.1                  | 3.4                  | 3.3                  | 5.2                  | .8                   | 1.2                    | .2                     | —                      | —                      | —                 | 51 491  |
| \$10,000 to \$14,999                                 | 20.9   | 2.8                | 2.0                  | 2.3                  | 4.0                  | 4.4                  | 3.2                  | 1.4                    | .5                     | —                      | —                      | .2                | 58 262  |
| \$15,000 to \$19,999                                 | 17.3   | 1.9                | 2.2                  | 3.0                  | 3.4                  | 4.5                  | 1.0                  | 1.3                    | —                      | —                      | —                      | —                 | 54 594  |
| \$20,000 to \$24,999                                 | 28.7   | 2.2                | 3.2                  | 4.2                  | 4.8                  | 9.0                  | 4.0                  | 1.0                    | —                      | —                      | —                      | —                 | 59 505  |
| \$25,000 to \$29,999                                 | 31.5   | 2.5                | 2.3                  | 3.9                  | 6.7                  | 9.2                  | 3.2                  | 2.4                    | .6                     | —                      | —                      | .5                | 60 635  |
| \$30,000 to \$34,999                                 | 30.0   | 1.6                | 2.1                  | 2.7                  | 4.1                  | 11.1                 | 4.5                  | 3.8                    | —                      | .2                     | —                      | —                 | 68 149  |
| \$35,000 to \$39,999                                 | 30.2   | 2.4                | 2.4                  | 2.0                  | 3.8                  | 9.4                  | 5.3                  | 3.8                    | .7                     | .2                     | —                      | .2                | 69 600  |
| \$40,000 to \$49,999                                 | 46.1   | 1.9                | 1.5                  | 5.1                  | 3.9                  | 14.1                 | 11.3                 | 6.2                    | 1.0                    | .7                     | .2                     | .3                | 75 187  |
| \$50,000 to \$59,999                                 | 33.4   | .8                 | .8                   | 1.7                  | 2.5                  | 9.6                  | 9.4                  | 6.7                    | 1.3                    | .4                     | —                      | .2                | 82 643  |
| \$60,000 to \$79,999                                 | 32.8   | 1.2                | .9                   | 1.1                  | 2.0                  | 6.0                  | 8.0                  | 9.8                    | 2.2                    | .7                     | .3                     | .4                | 92 944  |
| \$80,000 to \$99,999                                 | 12.6   | —                  | —                    | .2                   | .2                   | .9                   | 2.9                  | 4.7                    | 2.4                    | 1.3                    | —                      | —                 | 121 902 |
| \$100,000 to \$119,999                               | 6.2    | .2                 | —                    | .2                   | .2                   | .7                   | 1.0                  | 2.3                    | 1.2                    | .4                     | —                      | —                 | 116 883 |
| \$120,000 or more                                    | 7.5    | —                  | .2                   | —                    | —                    | .8                   | 1.2                  | 1.8                    | 1.5                    | .9                     | .5                     | .7                | 144 432 |
| Median   | 36 306 | 23 880             | 24 531               | 27 300               | 27 822               | 34 371               | 45 086               | 52 677                 | 71 966                 | 83 404                 | —                      | —                 | —       |
| <b>Monthly Housing Costs</b>                         |        |                    |                      |                      |                      |                      |                      |                        |                        |                        |                        |                   |         |
| Less than \$100                                      | —      | —                  | —                    | —                    | .2                   | —                    | —                    | —                      | —                      | —                      | —                      | —                 | —       |
| \$100 to \$199                                       | 7.7    | 3.4                | 1.6                  | .9                   | .6                   | .6                   | .4                   | .2                     | —                      | —                      | —                      | —                 | 32 470  |
| \$200 to \$249                                       | 17.1   | 2.1                | 2.3                  | 4.4                  | 3.2                  | 4.1                  | .8                   | .2                     | —                      | —                      | —                      | —                 | 49 352  |
| \$250 to \$299                                       | 33.5   | 2.9                | 2.5                  | 4.1                  | 7.4                  | 12.2                 | 2.3                  | 1.4                    | .8                     | —                      | —                      | —                 | 59 787  |
| \$300 to \$349                                       | 33.9   | 1.5                | 2.1                  | 1.2                  | 4.7                  | 15.7                 | 6.2                  | 2.4                    | .2                     | —                      | —                      | —                 | 69 513  |
| \$350 to \$399                                       | 21.0   | 1.1                | 1.1                  | 1.0                  | 2.6                  | 4.5                  | 6.4                  | 3.7                    | .4                     | .2                     | —                      | —                 | 80 500  |
| \$400 to \$449                                       | 16.6   | .9                 | 1.7                  | 2.1                  | 1.4                  | 3.8                  | 2.5                  | 3.3                    | .8                     | .2                     | —                      | —                 | 71 335  |
| \$450 to \$499                                       | 13.4   | .5                 | 1.7                  | 1.9                  | 1.5                  | 3.3                  | 1.9                  | 2.2                    | .3                     | —                      | —                      | —                 | 66 243  |
| \$500 to \$599                                       | 27.8   | 2.0                | 1.6                  | 4.2                  | 4.1                  | 7.3                  | 2.9                  | 4.2                    | 1.0                    | .5                     | —                      | —                 | 65 304  |
| \$600 to \$699                                       | 29.7   | 2.5                | 2.2                  | 3.8                  | 5.4                  | 7.1                  | 4.1                  | 3.5                    | .6                     | .2                     | —                      | .2                | 62 432  |
| \$700 to \$799                                       | 28.9   | 1.6                | 1.1                  | 1.5                  | 3.1                  | 10.4                 | 6.5                  | 3.8                    | .8                     | —                      | —                      | —                 | 73 852  |
| \$800 to \$999                                       | 38.0   | .7                 | .7                   | 2.6                  | 1.4                  | 8.4                  | 13.4                 | 6.6                    | 1.4                    | .4                     | —                      | .4                | 86 211  |
| \$1,000 to \$1,249                                   | 18.1   | .3                 | .5                   | .4                   | —                    | 2.8                  | 3.6                  | 8.9                    | 1.2                    | .2                     | .2                     | —                 | 107 420 |
| \$1,250 to \$1,499                                   | 6.6    | .5                 | —                    | .3                   | .4                   | .2                   | 1.1                  | 1.8                    | 1.2                    | .5                     | .5                     | —                 | 121 058 |
| \$1,500 or more                                      | 6.3    | .2                 | —                    | —                    | —                    | .4                   | .4                   | 1.0                    | 1.6                    | .8                     | .2                     | .9                | 185 289 |
| No cash rent   | —      | —                  | —                    | —                    | —                    | —                    | —                    | —                      | —                      | —                      | —                      | —                 | —       |
| Mortgage payment not reported                        | 25.1   | 1.5                | 2.0                  | 1.8                  | 3.1                  | 5.2                  | 3.8                  | 4.2                    | 1.7                    | .7                     | .2                     | 1.1               | 75 840  |
| Median (excludes no cash rent)                       | 818    | 359                | 397                  | 463                  | 388                  | 443                  | 670                  | 716                    | 859                    | 1 349                  | —                      | —                 | —       |

**Table 3-22. Value by Selected Characteristics - Owner Occupied Units—Con.**

(Numbers in thousands. For meaning of symbols, see text.)

| Characteristics  | Total  | Less than \$30,000 | \$30,000 to \$39,999 | \$40,000 to \$49,999 | \$50,000 to \$59,999 | \$60,000 to \$79,999 | \$80,000 to \$99,999 | \$100,000 to \$149,999 | \$150,000 to \$199,999 | \$200,000 to \$249,999 | \$250,000 to \$299,999 | \$300,000 or more | Median  |
|--|--------|--------------------|----------------------|----------------------|----------------------|----------------------|----------------------|------------------------|------------------------|------------------------|------------------------|-------------------|---------|
| <b>Median Monthly Housing Costs For Owners</b>                             |        |                    |                      |                      |                      |                      |                      |                        |                        |                        |                        |                   |         |
| Monthly costs including all mortgages plus maintenance costs               | 547    | 376                | 410                  | 499                  | 394                  | 468                  | 692                  | 746                    | 900                    | 1 402                  | --                     | --                | --      |
| Monthly costs excluding 2nd and subsequent mortgages and maintenance costs | 506    | 359                | 391                  | 448                  | 388                  | 436                  | 637                  | 690                    | 841                    | 1 188                  | --                     | --                | --      |
| <b>Monthly Housing Costs as Percent of Income</b>                          |        |                    |                      |                      |                      |                      |                      |                        |                        |                        |                        |                   |         |
| Less than 5 percent  | 4.6    | .1                 | --                   | --                   | .8                   | 1.1                  | .7                   | 1.1                    | .5                     | .2                     | --                     | --                | 87 824  |
| 5 to 9 percent   | 38.4   | 2.7                | 1.5                  | 2.7                  | 3.6                  | 11.0                 | 9.1                  | 5.6                    | 1.4                    | .5                     | --                     | --                | 75 776  |
| 10 to 14 percent   | 52.1   | 2.2                | 3.8                  | 4.6                  | 6.5                  | 16.1                 | 6.7                  | 9.1                    | 2.5                    | .4                     | --                     | --                | 71 160  |
| 15 to 19 percent   | 50.3   | 2.5                | 2.8                  | 5.5                  | 4.2                  | 13.7                 | 11.8                 | 6.2                    | 1.9                    | 1.3                    | --                     | --                | 74 800  |
| 20 to 24 percent   | 51.4   | 3.8                | 2.8                  | 3.2                  | 7.0                  | 15.0                 | 8.6                  | 8.6                    | 1.3                    | .7                     | --                     | --                | 71 811  |
| 25 to 29 percent   | 36.8   | 2.1                | 2.3                  | 4.8                  | 5.6                  | 9.1                  | 7.0                  | 4.5                    | .7                     | .5                     | --                     | --                | 67 922  |
| 30 to 34 percent   | 21.2   | 1.9                | 1.6                  | 3.0                  | 3.0                  | 4.8                  | 3.5                  | 2.2                    | .9                     | .2                     | --                     | --                | 64 544  |
| 35 to 39 percent   | 10.0   | .6                 | .3                   | .9                   | 1.9                  | 2.7                  | 1.7                  | 1.5                    | .2                     | --                     | --                     | --                | 69 728  |
| 40 to 49 percent   | 13.1   | 1.8                | 1.8                  | 1.1                  | 2.3                  | 2.9                  | 1.1                  | 1.9                    | .2                     | --                     | --                     | --                | 57 949  |
| 50 to 59 percent   | 6.4    | .7                 | .7                   | .9                   | .6                   | 2.3                  | .6                   | .7                     | --                     | --                     | --                     | --                | 62 948  |
| 60 to 69 percent   | 3.8    | .5                 | .7                   | .3                   | --                   | 1.3                  | .2                   | .6                     | --                     | --                     | --                     | --                | 65 448  |
| 70 to 99 percent <sup>1</sup>  | 4.6    | .5                 | .6                   | 1.1                  | .5                   | .2                   | .7                   | .6                     | .4                     | --                     | --                     | --                | 52 027  |
| 100 or more percent <sup>2</sup>   | 3.4    | .7                 | .1                   | .2                   | .2                   | .6                   | .6                   | .4                     | .2                     | --                     | --                     | --                | --      |
| Zero or negative income  | .9     | .2                 | .2                   | --                   | --                   | .1                   | --                   | .2                     | --                     | --                     | --                     | --                | --      |
| No cash rent   | ---    | ---                | ---                  | ---                  | ---                  | ---                  | ---                  | ---                    | ---                    | ---                    | ---                    | ---               | ---     |
| Mortgage payment not reported  | 24.8   | 1.5                | 1.8                  | 1.6                  | 3.1                  | 5.1                  | 3.6                  | 4.2                    | 1.7                    | .7                     | --                     | 1.1               | 76 359  |
| Median (excludes 3 previous lines)   | 20     | 23                 | 23                   | 22                   | 22                   | 19                   | 19                   | 20                     | 17                     | 18                     | --                     | --                | --      |
| <b>Monthly Payment for Principal and Interest</b>                          |        |                    |                      |                      |                      |                      |                      |                        |                        |                        |                        |                   |         |
| Less than \$100  | 8.0    | 1.3                | 1.6                  | 1.0                  | 2.0                  | 1.0                  | .8                   | .2                     | --                     | --                     | --                     | --                | 50 852  |
| \$100 to \$199   | 19.2   | 1.3                | 3.0                  | 1.8                  | 2.0                  | 5.3                  | 3.1                  | 2.2                    | .6                     | --                     | --                     | --                | 65 826  |
| \$200 to \$249   | 13.4   | .7                 | 1.0                  | 2.0                  | 2.4                  | 3.1                  | 1.5                  | 1.9                    | .8                     | --                     | --                     | --                | 63 728  |
| \$250 to \$299   | 14.2   | .1                 | 1.9                  | 2.3                  | 2.1                  | 3.1                  | 2.3                  | 2.1                    | --                     | .2                     | --                     | --                | 84 549  |
| \$300 to \$349   | 13.7   | 2.4                | 1.2                  | 1.6                  | 1.7                  | 3.0                  | 2.1                  | 1.3                    | .2                     | .1                     | --                     | --                | 58 816  |
| \$350 to \$399   | 15.5   | 1.1                | 1.1                  | 2.5                  | 3.5                  | 4.6                  | 1.6                  | 1.1                    | --                     | --                     | --                     | --                | 58 798  |
| \$400 to \$449   | 12.9   | 1.2                | .3                   | 1.3                  | 1.7                  | 3.7                  | 3.2                  | 1.1                    | .4                     | --                     | --                     | --                | 70 337  |
| \$450 to \$499   | 12.3   | .4                 | .2                   | 1.1                  | 1.8                  | 4.9                  | 2.2                  | .7                     | .8                     | .2                     | --                     | --                | 70 828  |
| \$500 to \$599   | 24.8   | .8                 | .8                   | 1.5                  | 1.0                  | 7.8                  | 8.4                  | 3.7                    | .5                     | .2                     | --                     | .2                | 81 525  |
| \$600 to \$699   | 13.9   | .2                 | --                   | .8                   | .5                   | 2.4                  | 5.0                  | 4.7                    | --                     | --                     | .3                     | --                | 92 144  |
| \$700 to \$799   | 8.4    | .3                 | --                   | .4                   | .2                   | 1.1                  | 1.9                  | 3.5                    | .7                     | --                     | --                     | .2                | 102 719 |
| \$800 to \$999   | 9.7    | .3                 | .1                   | .2                   | .2                   | 1.0                  | 1.7                  | 3.9                    | 1.4                    | .7                     | .2                     | --                | 117 264 |
| \$1,000 to \$1,249   | 2.3    | --                 | --                   | .1                   | --                   | --                   | .3                   | .2                     | .7                     | .9                     | --                     | --                | --      |
| \$1,250 to \$1,499   | 2.2    | --                 | --                   | --                   | --                   | --                   | --                   | .3                     | .8                     | .3                     | .2                     | .5                | --      |
| \$1,500 or more  | .7     | .2                 | --                   | --                   | --                   | --                   | --                   | --                     | --                     | .2                     | .2                     | .2                | --      |
| Not reported   | 25.1   | 1.5                | 2.0                  | 1.8                  | 3.1                  | 5.2                  | 3.6                  | 4.2                    | 1.7                    | .7                     | .2                     | 1.1               | 75 840  |
| Median   | 406    | 335                | 251                  | 337                  | 332                  | 405                  | 503                  | 577                    | 721                    | --                     | --                     | --                | --      |
| <b>Average Monthly Cost Paid for Real Estate Taxes</b>                     |        |                    |                      |                      |                      |                      |                      |                        |                        |                        |                        |                   |         |
| Less than \$25   | 2.2    | .8                 | --                   | --                   | .5                   | .6                   | --                   | .2                     | --                     | .2                     | --                     | --                | 30000-  |
| \$25 to \$49   | 4.1    | 2.6                | .5                   | .1                   | .3                   | --                   | .2                   | .2                     | .2                     | .2                     | --                     | --                | 32 064  |
| \$50 to \$74   | 9.3    | 4.3                | 1.9                  | 1.3                  | --                   | .7                   | .2                   | .3                     | .6                     | --                     | --                     | --                | 39 600  |
| \$75 to \$99   | 17.5   | 3.9                | 5.0                  | 2.9                  | 1.9                  | 2.9                  | .7                   | .2                     | --                     | --                     | --                     | --                | 58 214  |
| \$100 to \$149   | 94.9   | 6.1                | 8.6                  | 17.1                 | 19.1                 | 25.6                 | 12.8                 | 4.1                    | .7                     | .1                     | .2                     | .4                | 72 565  |
| \$150 to \$199   | 106.8  | 2.3                | 3.1                  | 6.1                  | 14.7                 | 43.2                 | 22.6                 | 13.4                   | .9                     | .4                     | --                     | --                | 102 703 |
| \$200 or more  | 87.1   | 1.8                | 2.1                  | 2.8                  | 2.6                  | 12.9                 | 19.7                 | 28.0                   | 9.4                    | 3.8                    | .9                     | 2.1               | --      |
| Median   | 165    | 95                 | 119                  | 132                  | 144                  | 165                  | 181                  | 200+                   | 200+                   | 200+                   | --                     | --                | --      |
| <b>Purchase Price</b>  |        |                    |                      |                      |                      |                      |                      |                        |                        |                        |                        |                   |         |
| Home purchased or built  | 316.7  | 21.2               | 20.5                 | 29.8                 | 38.0                 | 85.4                 | 55.6                 | 46.5                   | 11.6                   | 4.6                    | 1.0                    | 2.5               | 71 434  |
| Less than \$10,000   | 15.8   | 4.3                | 2.5                  | 3.1                  | 1.8                  | 2.7                  | 1.0                  | .1                     | .3                     | --                     | --                     | --                | 43 273  |
| \$10,000 to \$19,999   | 56.0   | 6.1                | 5.6                  | 6.9                  | 11.2                 | 20.0                 | 4.2                  | 1.2                    | .6                     | --                     | --                     | .4                | 58 473  |
| \$20,000 to \$29,999   | 42.1   | 3.2                | 3.8                  | 3.5                  | 4.6                  | 13.5                 | 9.3                  | 3.6                    | .6                     | --                     | --                     | --                | 68 832  |
| \$30,000 to \$39,999   | 33.4   | 1.5                | 4.1                  | 5.1                  | 4.8                  | 7.2                  | 4.7                  | 4.8                    | .6                     | .5                     | --                     | --                | 63 112  |
| \$40,000 to \$49,999   | 31.3   | 2.1                | .7                   | 6.7                  | 6.9                  | 6.4                  | 5.5                  | 3.0                    | .2                     | --                     | --                     | --                | 59 096  |
| \$50,000 to \$59,999   | 29.9   | .9                 | 1.0                  | 1.2                  | 5.7                  | 12.7                 | 3.6                  | 3.8                    | .7                     | .4                     | --                     | --                | 69 836  |
| \$60,000 to \$69,999   | 20.5   | .4                 | .8                   | .3                   | .2                   | 10.6                 | 4.1                  | 3.1                    | .8                     | --                     | --                     | --                | 75 853  |
| \$70,000 to \$79,999   | 23.0   | .2                 | .5                   | .5                   | .2                   | 5.8                  | 11.2                 | 4.1                    | .4                     | .2                     | --                     | .2                | 88 115  |
| \$80,000 to \$99,999   | 22.6   | --                 | --                   | .7                   | .4                   | .5                   | 9.8                  | 10.6                   | .3                     | .2                     | --                     | .2                | 99 992  |
| \$100,000 to \$119,999   | 8.3    | .5                 | .4                   | --                   | --                   | --                   | --                   | 6.0                    | 1.1                    | --                     | --                     | .2                | 127 486 |
| \$120,000 to \$149,999   | 6.4    | .2                 | --                   | --                   | --                   | --                   | --                   | 2.3                    | 3.0                    | .7                     | .3                     | --                | 162 879 |
| \$150,000 to \$199,999   | 3.8    | .2                 | --                   | --                   | --                   | .2                   | --                   | --                     | 1.8                    | 1.8                    | --                     | --                | 192 812 |
| \$200,000 to \$249,999   | 2.0    | --                 | --                   | --                   | --                   | .2                   | --                   | .2                     | --                     | .8                     | --                     | --                | --      |
| \$250,000 to \$299,999   | .5     | --                 | --                   | --                   | --                   | --                   | --                   | --                     | --                     | --                     | --                     | --                | --      |
| \$300,000 or more  | 1.2    | --                 | --                   | .2                   | --                   | --                   | --                   | --                     | --                     | --                     | --                     | --                | --      |
| Not reported   | 19.8   | 1.7                | 1.2                  | 1.7                  | 2.3                  | 5.5                  | 2.0                  | 3.5                    | 1.3                    | .2                     | --                     | .3                | 70 437  |
| Median   | 40 346 | 18 631             | 23 636               | 31 130               | 30 671               | 35 297               | 55 779               | 74 589                 | 113 301                | 157 562                | --                     | --                | --      |
| Received as inheritance or gift  | 1.8    | .2                 | .2                   | .2                   | .2                   | .3                   | .2                   | .3                     | .2                     | --                     | --                     | --                | --      |
| Not reported   | 3.4    | .4                 | .4                   | .3                   | 1.0                  | .4                   | .3                   | .5                     | --                     | --                     | --                     | --                | --      |

<sup>1</sup>For mobile home, oldest category is 1939 or earlier.  
<sup>2</sup>May reflect a temporary situation, living off savings, or response error.

**Table 4-1. Introductory Characteristics - Renter Occupied Units**

[Numbers in thousands. For meaning of symbols, see text.]

| Characteristics                                | Total occupied units | Housing unit characteristics |              |                   |          | Household characteristics |          |               |                    |                     | Selected subareas <sup>1</sup> |          |            |
|--|----------------------|------------------------------|--------------|-------------------|----------|---------------------------|----------|---------------|--------------------|---------------------|--------------------------------|----------|------------|
|  |                      | New construction 4 yrs       | Mobile homes | Physical problems |          | Black                     | Hispanic | Elderly (65+) | Moved in past year | Below poverty level | Area one                       | Area two | Area three |
|  |                      |                              |              | Severe            | Moderate |                           |          |               |                    |                     |                                |          |            |
| <b>Total</b> .....                             | 214.5                | 7.0                          | -            | 6.5               | 10.7     | 41.5                      | 8.4      | 35.2          | 72.9               | 47.7                | 131.6                          | 47.7     | 24.1       |
| <b>Tenure</b>                                  |                      |                              |              |                   |          |                           |          |               |                    |                     |                                |          |            |
| Owner occupied.....                            | ...                  | ...                          | ...          | ...               | ...      | ...                       | ...      | ...           | ...                | ...                 | ...                            | ...      | ...        |
| Percent of all occupied.....                   | ...                  | ...                          | ...          | ...               | ...      | ...                       | ...      | ...           | ...                | ...                 | ...                            | ...      | ...        |
| Renter occupied.....                           | 214.5                | 7.0                          | -            | 6.5               | 10.7     | 41.5                      | 8.4      | 35.2          | 72.9               | 47.7                | 131.6                          | 47.7     | 24.1       |
| <b>Race and Origin</b>                         |                      |                              |              |                   |          |                           |          |               |                    |                     |                                |          |            |
| White.....                                     | 169.3                | 6.7                          | -            | 4.5               | 6.0      | -                         | 7.4      | 32.4          | 56.6               | 25.6                | 87.3                           | 46.9     | 24.0       |
| Non-Hispanic.....                              | 162.0                | 6.7                          | -            | 4.0               | 5.7      | -                         | -        | 32.3          | 53.2               | 22.6                | 82.2                           | 45.9     | 23.0       |
| Hispanic.....                                  | 7.4                  | -                            | -            | .5                | .3       | -                         | 7.4      | .1            | 3.4                | 2.9                 | 5.1                            | 1.0      | 1.0        |
| Black.....                                     | 41.5                 | .2                           | -            | 1.7               | 4.5      | 41.5                      | .5       | 2.7           | 14.9               | 20.4                | 41.1                           | .2       | .1         |
| Other.....                                     | 3.7                  | .2                           | -            | .3                | .2       | -                         | .5       | .1            | 1.4                | 1.7                 | 3.2                            | .5       | -          |
| Total Hispanic.....                            | 8.4                  | -                            | -            | .5                | .4       | .5                        | 8.4      | .3            | 3.8                | 3.3                 | 6.1                            | 1.0      | 1.0        |
| <b>Units in Structure</b>                      |                      |                              |              |                   |          |                           |          |               |                    |                     |                                |          |            |
| 1, detached.....                               | 23.7                 | .3                           | ...          | .4                | 1.3      | 6.4                       | .9       | 1.7           | 7.2                | 4.8                 | 12.4                           | 3.7      | 4.4        |
| 1, attached.....                               | 13.5                 | .4                           | ...          | .1                | .4       | 1.7                       | .3       | 1.1           | 3.5                | 1.4                 | 5.1                            | 3.5      | 2.5        |
| 2 to 4.....                                    | 90.6                 | -                            | ...          | 2.0               | 6.8      | 21.0                      | 5.2      | 10.5          | 29.4               | 24.7                | 62.9                           | 16.7     | 7.5        |
| 5 to 9.....                                    | 28.4                 | 1.9                          | ...          | 1.5               | .4       | 3.6                       | .8       | 3.3           | 12.4               | 3.7                 | 14.5                           | 7.2      | 3.9        |
| 10 to 19.....                                  | 15.2                 | 1.2                          | ...          | .8                | .4       | 2.7                       | .2       | 2.1           | 4.5                | 3.0                 | 8.2                            | 4.8      | 1.6        |
| 20 to 49.....                                  | 19.9                 | 1.5                          | ...          | .8                | 1.0      | 2.6                       | .7       | 3.6           | 8.4                | 4.1                 | 9.6                            | 6.8      | 3.0        |
| 50 or more.....                                | 25.2                 | 1.6                          | ...          | .8                | .5       | 3.5                       | .3       | 12.7          | 7.5                | 5.9                 | 18.9                           | 5.1      | 1.2        |
| Mobile home or trailer.....                    | -                    | -                            | -            | -                 | -        | -                         | -        | -             | -                  | -                   | -                              | -        | -          |
| <b>Cooperatives and Condominiums</b>           |                      |                              |              |                   |          |                           |          |               |                    |                     |                                |          |            |
| Cooperatives.....                              | .2                   | -                            | -            | -                 | -        | .2                        | -        | -             | -                  | -                   | .2                             | -        | -          |
| Condominiums.....                              | 2.6                  | -                            | -            | -                 | -        | .2                        | -        | 1.0           | .4                 | .2                  | .6                             | 1.4      | .5         |
| <b>Year Structure Built<sup>2</sup></b>        |                      |                              |              |                   |          |                           |          |               |                    |                     |                                |          |            |
| 1990 to 1994.....                              | -                    | -                            | -            | -                 | -        | -                         | -        | -             | -                  | -                   | -                              | -        | -          |
| 1985 to 1989.....                              | 6.5                  | 6.5                          | -            | -                 | -        | .2                        | -        | 2.2           | 3.9                | .5                  | 1.0                            | 2.1      | 2.5        |
| 1980 to 1984.....                              | 7.5                  | .5                           | -            | -                 | .2       | .7                        | .3       | 1.9           | 1.7                | 1.6                 | 3.6                            | 1.9      | 1.9        |
| 1975 to 1979.....                              | 19.4                 | -                            | -            | -                 | .2       | 1.1                       | .2       | 6.0           | 6.4                | 2.5                 | 6.3                            | 6.7      | 4.8        |
| 1970 to 1974.....                              | 18.6                 | -                            | -            | -                 | .2       | 3.0                       | .4       | 5.5           | 5.5                | 3.3                 | 8.4                            | 7.8      | 2.1        |
| 1960 to 1969.....                              | 37.4                 | -                            | -            | .3                | .8       | 5.2                       | .6       | 7.2           | 12.3               | 5.1                 | 23.4                           | 9.3      | 3.1        |
| 1950 to 1959.....                              | 23.7                 | -                            | -            | .4                | 1.0      | 3.9                       | 1.1      | 3.3           | 7.1                | 5.3                 | 16.4                           | 4.3      | 2.4        |
| 1940 to 1949.....                              | 8.7                  | -                            | -            | .1                | .5       | 1.5                       | .4       | 1.6           | 1.9                | .9                  | 5.1                            | 1.7      | 1.7        |
| 1930 to 1939.....                              | 31.7                 | -                            | -            | .4                | 2.6      | 10.6                      | 1.3      | 2.2           | 12.6               | 6.6                 | 20.6                           | 7.2      | 2.4        |
| 1920 to 1929.....                              | 29.5                 | -                            | -            | 1.9               | 1.7      | 7.2                       | 1.0      | 1.9           | 6.9                | 7.4                 | 19.0                           | 3.4      | .4         |
| 1919 or earlier.....                           | 37.4                 | -                            | -            | 3.5               | 3.5      | 8.2                       | 3.0      | 3.3           | 14.7               | 12.3                | 27.8                           | 3.2      | 2.8        |
| Median.....                                    | 1953                 | -                            | -            | 1919              | 1931     | 1935                      | 1931     | 1967          | 1950               | 1935                | 1939                           | 1964     | 1968       |
| <b>Statistical Areas</b>                       |                      |                              |              |                   |          |                           |          |               |                    |                     |                                |          |            |
| Current units, in 1970 boundaries of SMSA..... | 214.5                | 7.0                          | -            | 6.5               | 10.7     | 41.5                      | 8.4      | 35.2          | 72.9               | 47.7                | 131.6                          | 47.7     | 24.1       |
| 1970 central city(s).....                      | 131.6                | 1.0                          | -            | 5.0               | 8.5      | 41.1                      | 6.1      | 20.4          | 45.4               | 40.7                | 131.6                          | -        | -          |
| 1970 balance of SMSA.....                      | 82.9                 | 6.0                          | -            | 1.5               | 2.2      | .4                        | 2.3      | 14.8          | 27.4               | 7.0                 | -                              | 47.7     | 24.1       |
| Current units, in 1983 boundaries of MSA.....  | 214.5                | 7.0                          | -            | 6.5               | 10.7     | 41.5                      | 8.4      | 35.2          | 72.9               | 47.7                | 131.6                          | 47.7     | 24.1       |
| 1983 central city(s).....                      | 131.6                | 1.0                          | -            | 5.0               | 8.5      | 41.1                      | 6.1      | 20.4          | 45.4               | 40.7                | 131.6                          | -        | -          |
| 1983 balance of MSA.....                       | 82.9                 | 6.0                          | -            | 1.5               | 2.2      | .4                        | 2.3      | 14.8          | 27.4               | 7.0                 | -                              | 47.7     | 24.1       |

<sup>1</sup>See back cover for details.

<sup>2</sup>For mobile home, oldest category is 1939 or earlier.



**Table 4-2. Height and Condition of Building - Renter Occupied Units**

[Numbers in thousands. For meaning of symbols, see text.]

| Characteristics  | Total occupied units | Housing unit characteristics |              |                   |          | Household characteristics |          |               |                    |                     |          | Selected subareas <sup>1</sup> |            |  |
|--|----------------------|------------------------------|--------------|-------------------|----------|---------------------------|----------|---------------|--------------------|---------------------|----------|--------------------------------|------------|--|
|  |                      | New construction 4 yrs       | Mobile homes | Physical problems |          | Black                     | Hispanic | Elderly (65+) | Moved in past year | Below poverty level | Area one | Area two                       | Area three |  |
|  |                      |                              |              | Severe            | Moderate |                           |          |               |                    |                     |          |                                |            |  |
| <b>Total</b> .....                                       | 214.5                | 7.0                          | -            | 6.5               | 10.7     | 41.5                      | 8.4      | 35.2          | 72.9               | 47.7                | 131.6    | 47.7                           | 24.1       |  |
| <b>Stories In Structure</b>                              |                      |                              |              |                   |          |                           |          |               |                    |                     |          |                                |            |  |
| 1.....   | 3.1                  | -                            | -            | -                 | .2       | .6                        | -        | .2            | .7                 | .4                  | 1.4      | .4                             | .8         |  |
| 2.....   | 17.4                 | 1.7                          | -            | .1                | 1.1      | 2.9                       | .2       | 2.4           | 6.1                | 2.8                 | 7.1      | 4.2                            | 3.2        |  |
| 3.....   | 120.7                | 2.5                          | -            | 1.7               | 6.0      | 22.6                      | 4.7      | 18.2          | 37.1               | 25.3                | 67.9     | 31.7                           | 14.5       |  |
| 4 to 6.....  | 63.7                 | 2.7                          | -            | 4.4               | 3.3      | 13.8                      | 3.4      | 10.7          | 26.1               | 17.0                | 46.4     | 10.9                           | 5.2        |  |
| 7 or more.....   | 9.6                  | .2                           | -            | .2                | .1       | 1.7                       | .1       | 3.8           | 2.9                | 1.9                 | 6.8      | .5                             | .4         |  |
| <b>Stories Between Main and Apartment Entrances</b>      |                      |                              |              |                   |          |                           |          |               |                    |                     |          |                                |            |  |
| Multiunits, 2 or more floors.....                        | 176.8                | 6.3                          | -            | 6.0               | 9.0      | 33.4                      | 7.2      | 32.1          | 62.2               | 41.3                | 113.9    | 40.4                           | 17.1       |  |
| None (on same floor).....                                | 69.2                 | 3.8                          | -            | 1.7               | 4.3      | 13.3                      | 3.2      | 13.0          | 24.6               | 17.3                | 40.5     | 16.2                           | 10.2       |  |
| 1 (up or down).....                                      | 69.8                 | 1.9                          | -            | 1.6               | 2.4      | 9.7                       | 2.5      | 10.5          | 25.9               | 19.4                | 43.1     | 18.2                           | 5.7        |  |
| 2 or more (up or down).....                              | 31.4                 | .4                           | -            | 2.4               | 1.9      | 9.3                       | 1.2      | 6.8           | 10.6               | 9.6                 | 26.6     | 3.8                            | .9         |  |
| Not reported.....  | 6.5                  | .1                           | -            | .2                | .4       | 1.1                       | .2       | 1.9           | 1.1                | 1.0                 | 3.7      | 2.3                            | .3         |  |
| <b>Common Stairways</b>                                  |                      |                              |              |                   |          |                           |          |               |                    |                     |          |                                |            |  |
| Multiunits, 2 or more floors.....                        | 178.8                | 6.3                          | -            | 6.0               | 9.0      | 33.4                      | 7.2      | 32.1          | 62.2               | 41.3                | 113.9    | 40.4                           | 17.1       |  |
| No common stairways.....                                 | 51.1                 | 1.2                          | -            | 1.0               | 3.7      | 13.2                      | 3.0      | 4.7           | 18.0               | 13.7                | 31.3     | 13.8                           | 5.4        |  |
| With common stairways.....                               | 120.0                | 5.1                          | -            | 4.8               | 5.0      | 19.2                      | 4.0      | 25.7          | 43.3               | 26.9                | 78.8     | 25.0                           | 11.8       |  |
| No loose steps.....                                      | 118.2                | 5.1                          | -            | 4.4               | 4.6      | 18.0                      | 3.9      | 24.9          | 41.6               | 24.7                | 75.3     | 24.9                           | 11.6       |  |
| Railings not loose.....                                  | 106.9                | 4.8                          | -            | 4.0               | 4.1      | 15.9                      | 3.4      | 24.1          | 37.3               | 22.1                | 68.4     | 23.6                           | 10.8       |  |
| Railings loose.....                                      | 3.5                  | .1                           | -            | .3                | .4       | .5                        | .4       | .2            | 1.8                | .6                  | 2.4      | .6                             | .5         |  |
| No railings.....   | 4.5                  | .1                           | -            | .1                | .1       | 1.1                       | .1       | .4            | 2.0                | 1.9                 | 3.6      | .4                             | .5         |  |
| Status of railings not reported.....                     | 1.2                  | -                            | -            | -                 | -        | .4                        | -        | .1            | .4                 | .2                  | .9       | .2                             | -          |  |
| Loose steps.....   | 3.7                  | -                            | -            | .5                | .4       | 1.2                       | .1       | .7            | 1.7                | 2.2                 | 3.4      | .1                             | -          |  |
| Railings not loose.....                                  | 2.7                  | -                            | -            | .2                | .3       | .9                        | .1       | .7            | 1.2                | 1.6                 | 2.4      | .1                             | -          |  |
| Railings loose.....                                      | .5                   | -                            | -            | .1                | .1       | .3                        | -        | -             | .2                 | .4                  | .5       | -                              | -          |  |
| No railings.....   | .5                   | -                            | -            | .1                | .1       | .1                        | -        | -             | .3                 | .2                  | .5       | -                              | -          |  |
| Status of railings not reported.....                     | .1                   | -                            | -            | -                 | -        | -                         | -        | -             | -                  | -                   | -        | -                              | -          |  |
| Status of steps not reported.....                        | .1                   | -                            | -            | -                 | -        | -                         | -        | .1            | -                  | -                   | .1       | -                              | -          |  |
| Status of stairways not reported.....                    | 5.7                  | -                            | -            | .1                | .4       | 1.0                       | .1       | 1.7           | .9                 | .6                  | 3.8      | 1.6                            | .1         |  |
| <b>Light Fixtures in Public Halls</b>                    |                      |                              |              |                   |          |                           |          |               |                    |                     |          |                                |            |  |
| 2 or more units in structure.....                        | 177.3                | 6.3                          | -            | 6.0               | 9.0      | 33.4                      | 7.2      | 32.4          | 62.2               | 41.4                | 114.1    | 40.5                           | 17.2       |  |
| No public halls.....                                     | 58.4                 | 1.0                          | -            | 1.3               | 4.8      | 15.5                      | 3.4      | 4.8           | 19.5               | 16.8                | 39.4     | 12.5                           | 5.5        |  |
| No light fixtures in public halls.....                   | .4                   | -                            | -            | .1                | -        | .1                        | -        | -             | .2                 | .1                  | .2       | -                              | .1         |  |
| All in working order.....                                | 78.0                 | 4.8                          | -            | 3.2               | 2.4      | 10.7                      | 1.6      | 19.2          | 28.8               | 15.6                | 45.3     | 20.6                           | 9.9        |  |
| Some in working order.....                               | 4.7                  | -                            | -            | .4                | .2       | 1.3                       | .1       | .9            | 1.7                | .7                  | 3.0      | .6                             | .7         |  |
| None in working order.....                               | .2                   | -                            | -            | -                 | .1       | .2                        | -        | -             | .2                 | .2                  | .2       | -                              | -          |  |
| Unable to determine if working.....                      | 28.8                 | .5                           | -            | .6                | 1.4      | 4.2                       | 2.0      | 5.8           | 10.3               | 7.5                 | 21.0     | 5.2                            | .7         |  |
| Not reported.....  | 7.0                  | -                            | -            | .4                | .4       | 1.2                       | .1       | 1.7           | 1.4                | .6                  | 5.0      | 1.6                            | .3         |  |
| <b>Elevator on Floor</b>                                 |                      |                              |              |                   |          |                           |          |               |                    |                     |          |                                |            |  |
| Multiunits, 2 or more floors.....                        | 176.8                | 6.3                          | -            | 6.0               | 9.0      | 33.4                      | 7.2      | 32.1          | 62.2               | 41.3                | 113.9    | 40.4                           | 17.1       |  |
| With 1 or more elevators working.....                    | 24.1                 | 2.0                          | -            | .4                | .5       | 3.8                       | .3       | 11.4          | 6.3                | 6.0                 | 17.6     | 5.0                            | 1.1        |  |
| With elevator, none in working condition.....            | 1.8                  | -                            | -            | -                 | -        | .6                        | -        | .6            | .4                 | .3                  | 1.8      | -                              | -          |  |
| No elevator.....   | 144.9                | 4.2                          | -            | 5.5               | 8.3      | 28.3                      | 6.8      | 18.4          | 52.6               | 34.2                | 90.6     | 33.6                           | 15.7       |  |
| Units 3 or more floors from main entrance.....           | 1.5                  | -                            | -            | .5                | .3       | .3                        | -        | .1            | .5                 | .5                  | 1.4      | -                              | .1         |  |
| <b>Foundation</b>  |                      |                              |              |                   |          |                           |          |               |                    |                     |          |                                |            |  |
| 1 unit bldg. excl. mobile homes.....                     | 37.2                 | .7                           | -            | .6                | 1.7      | 6.1                       | 1.2      | 2.8           | 10.7               | 6.3                 | 17.5     | 7.1                            | 6.9        |  |
| With basement under all of building.....                 | 29.7                 | .2                           | -            | .3                | 1.3      | 7.2                       | 1.0      | 2.2           | 8.8                | 5.7                 | 15.0     | 5.4                            | 4.7        |  |
| With basement under part of building.....                | 2.7                  | .3                           | -            | .2                | .2       | .2                        | .2       | .6            | .5                 | .2                  | .5       | .8                             | 1.1        |  |
| With crawl space.....                                    | 1.2                  | -                            | -            | -                 | .2       | .2                        | -        | .6            | .6                 | -                   | .7       | .2                             | .1         |  |
| On concrete slab.....                                    | 3.0                  | .3                           | -            | .1                | .1       | .6                        | -        | .2            | .4                 | .3                  | 1.1      | .8                             | .7         |  |
| Other.....   | .6                   | -                            | -            | -                 | .1       | -                         | -        | .1            | .4                 | -                   | .1       | -                              | .3         |  |
| <b>External Building Conditions<sup>2</sup></b>          |                      |                              |              |                   |          |                           |          |               |                    |                     |          |                                |            |  |
| Sagging roof.....  | .4                   | -                            | -            | -                 | -        | .1                        | -        | -             | .2                 | .2                  | .1       | .1                             | -          |  |
| Missing roofing material.....                            | .6                   | -                            | -            | -                 | -        | .1                        | .1       | -             | .4                 | .2                  | .4       | .1                             | -          |  |
| Hole in roof.....  | -                    | -                            | -            | -                 | -        | -                         | -        | -             | -                  | -                   | -        | -                              | -          |  |
| Could not see roof.....                                  | 32.8                 | .2                           | -            | 1.9               | 2.1      | 8.3                       | 1.9      | 5.4           | 12.6               | 10.7                | 29.3     | 2.5                            | .8         |  |
| Missing bricks, siding, other outside wall material..... | 4.7                  | -                            | -            | .5                | .4       | 1.0                       | .8       | -             | 1.8                | 2.3                 | 3.5      | 1.0                            | .2         |  |
| Sloping outside walls.....                               | .2                   | -                            | -            | .1                | .1       | .1                        | -        | -             | .1                 | .2                  | .1       | -                              | .1         |  |
| Boarded up windows.....                                  | 2.7                  | -                            | -            | .1                | .6       | 1.4                       | .6       | -             | 1.3                | 2.2                 | 2.6      | .1                             | .7         |  |
| Broken windows.....                                      | 3.7                  | -                            | -            | .8                | .5       | 1.4                       | .1       | .4            | 1.0                | 1.8                 | 2.7      | .4                             | .7         |  |
| Bars on windows.....                                     | .1                   | -                            | -            | -                 | -        | .1                        | -        | -             | .1                 | .1                  | .1       | -                              | -          |  |
| Foundation crumbling or has open crack or hole.....      | 2.2                  | -                            | -            | .1                | .7       | .3                        | .7       | -             | 1.1                | 1.4                 | 2.0      | .1                             | .2         |  |
| Could not see foundation.....                            | .9                   | -                            | -            | .1                | .1       | .1                        | -        | -             | .4                 | .2                  | .5       | .2                             | .2         |  |
| None of the above.....                                   | 188.6                | 6.8                          | -            | 3.7               | 7.5      | 29.4                      | 6.1      | 28.1          | 57.2               | 32.5                | 93.8     | 42.1                           | 22.2       |  |
| Could not observe or not reported.....                   | 5.4                  | -                            | -            | .3                | .4       | .9                        | -        | 1.6           | .4                 | .7                  | 3.1      | 1.6                            | .3         |  |
| <b>Site Placement</b>                                    |                      |                              |              |                   |          |                           |          |               |                    |                     |          |                                |            |  |
| Mobile homes.....  | -                    | -                            | -            | -                 | -        | -                         | -        | -             | -                  | -                   | -        | -                              | -          |  |
| First site.....  | -                    | -                            | -            | -                 | -        | -                         | -        | -             | -                  | -                   | -        | -                              | -          |  |
| Moved from another site.....                             | -                    | -                            | -            | -                 | -        | -                         | -        | -             | -                  | -                   | -        | -                              | -          |  |
| Don't know.....  | -                    | -                            | -            | -                 | -        | -                         | -        | -             | -                  | -                   | -        | -                              | -          |  |
| Not reported.....  | -                    | -                            | -            | -                 | -        | -                         | -        | -             | -                  | -                   | -        | -                              | -          |  |
| <b>Previous Occupancy</b>                                |                      |                              |              |                   |          |                           |          |               |                    |                     |          |                                |            |  |
| Unit built 1980 or later.....                            | 14.0                 | 7.0                          | -            | -                 | .2       | .8                        | .3       | 4.2           | 5.5                | 2.1                 | 4.6      | 4.0                            | 4.4        |  |
| Not previously occupied.....                             | 6.7                  | 4.0                          | -            | -                 | -        | .2                        | .2       | 3.2           | 1.8                | 1.1                 | 1.5      | 2.3                            | 2.0        |  |
| Not reported.....  | 2.5                  | .7                           | -            | -                 | -        | .2                        | .2       | .5            | 1.1                | .9                  | 1.7      | .2                             | .6         |  |

<sup>1</sup>See back cover for details.

<sup>2</sup>Figures may not add to total because more than one category may apply to a unit.

**Table 4-3. Size of Unit and Lot - Renter Occupied Units**

[Numbers in thousands. For meaning of symbols, see text.]

| Characteristics                         | Total occupied units | Housing unit characteristics |              |                   |             | Household characteristics |            |               |                    |                     | Selected subareas <sup>1</sup> |             |              |
|---|----------------------|------------------------------|--------------|-------------------|-------------|---------------------------|------------|---------------|--------------------|---------------------|--------------------------------|-------------|--------------|
|   |                      | New construction 4 yrs       | Mobile homes | Physical problems |             | Black                     | Hispanic   | Elderly (65+) | Moved in past year | Below poverty level | Area one                       | Area two    | Area three   |
|   |                      |                              |              | Severe            | Moderate    |                           |            |               |                    |                     |                                |             |              |
| <b>Total</b> .....                      | <b>214.5</b>         | <b>7.0</b>                   | <b>-</b>     | <b>6.5</b>        | <b>10.7</b> | <b>41.5</b>               | <b>6.4</b> | <b>35.2</b>   | <b>72.9</b>        | <b>47.7</b>         | <b>131.6</b>                   | <b>47.7</b> | <b>24.1</b>  |
| <b>Rooms</b>                            |                      |                              |              |                   |             |                           |            |               |                    |                     |                                |             |              |
| 1 room.....                             | 5.4                  | .3                           | -            | 2.4               | .3          | 1.0                       | .1         | .8            | 2.5                | 1.8                 | 3.5                            | 1.5         | .1           |
| 2 rooms.....                            | 5.1                  | .3                           | -            | 1.0               | .6          | .4                        | .4         | .7            | 2.5                | 1.4                 | 3.8                            | .9          | .3           |
| 3 rooms.....                            | 48.3                 | 1.4                          | -            | .7                | 1.9         | 6.4                       | 1.4        | 14.8          | 14.6               | 8.8                 | 28.8                           | 13.1        | 4.9          |
| 4 rooms.....                            | 68.5                 | 3.5                          | -            | .6                | 3.3         | 11.3                      | 1.6        | 10.0          | 25.2               | 11.7                | 40.1                           | 17.1        | 7.2          |
| 5 rooms.....                            | 54.9                 | 1.2                          | -            | 1.1               | 2.7         | 12.8                      | 3.5        | 6.8           | 18.0               | 13.9                | 34.3                           | 10.3        | 8.0          |
| 6 rooms.....                            | 20.7                 | .1                           | -            | .7                | 1.8         | 5.6                       | 1.0        | .9            | 6.6                | 6.2                 | 14.4                           | 3.1         | 2.0          |
| 7 rooms.....                            | 6.8                  | .1                           | -            | .1                | .1          | 2.1                       | .3         | .5            | 2.0                | 1.6                 | 4.2                            | .6          | 1.2          |
| 8 rooms.....                            | 2.1                  | -                            | -            | -                 | -           | .5                        | -          | .4            | .9                 | .5                  | .9                             | .7          | .1           |
| 9 rooms.....                            | 1.9                  | -                            | -            | -                 | -           | 1.2                       | -          | .1            | .3                 | .6                  | 1.3                            | .2          | .1           |
| 10 rooms or more.....                   | .8                   | -                            | -            | -                 | .1          | .1                        | -          | .2            | .4                 | .3                  | .3                             | .1          | .2           |
| <b>Median</b> .....                     | <b>4.2</b>           | <b>3.9</b>                   | <b>-</b>     | <b>2.4</b>        | <b>4.3</b>  | <b>4.6</b>                | <b>4.7</b> | <b>3.6</b>    | <b>4.2</b>         | <b>4.4</b>          | <b>4.2</b>                     | <b>4.0</b>  | <b>4.4</b>   |
| <b>Bedrooms</b>                         |                      |                              |              |                   |             |                           |            |               |                    |                     |                                |             |              |
| None.....                               | 8.7                  | .6                           | -            | 2.8               | .6          | 1.0                       | .4         | 1.4           | 3.7                | 2.5                 | 6.1                            | 1.8         | .4           |
| 1.....                                  | 62.8                 | 1.8                          | -            | 1.7               | 2.3         | 8.1                       | 1.9        | 17.6          | 20.2               | 12.0                | 36.8                           | 17.4        | 6.5          |
| 2.....                                  | 95.7                 | 4.2                          | -            | 1.0               | 4.5         | 18.8                      | 3.6        | 13.3          | 34.7               | 19.0                | 57.9                           | 20.5        | 12.6         |
| 3.....                                  | 38.3                 | .3                           | -            | .9                | 2.8         | 10.0                      | 2.0        | 2.2           | 11.7               | 11.5                | 25.5                           | 6.8         | 3.7          |
| 4 or more.....                          | 9.0                  | .1                           | -            | .2                | .5          | 3.6                       | .4         | .7            | 2.4                | 2.7                 | 5.2                            | 1.2         | .9           |
| <b>Median</b> .....                     | <b>1.9</b>           | <b>1.8</b>                   | <b>-</b>     | <b>.8</b>         | <b>2.0</b>  | <b>2.1</b>                | <b>2.0</b> | <b>1.4</b>    | <b>1.9</b>         | <b>2.0</b>          | <b>1.9</b>                     | <b>1.7</b>  | <b>1.9</b>   |
| <b>Complete Bathrooms</b>               |                      |                              |              |                   |             |                           |            |               |                    |                     |                                |             |              |
| None.....                               | 3.8                  | -                            | -            | 3.4               | -           | .5                        | .1         | .4            | 1.5                | 1.3                 | 2.4                            | .9          | .2           |
| 1.....                                  | 178.0                | 4.8                          | -            | 2.9               | 10.3        | 35.4                      | 7.0        | 30.3          | 61.0               | 41.4                | 115.0                          | 36.5        | 18.2         |
| 1 and one-half.....                     | 25.2                 | .9                           | -            | .2                | .2          | 3.8                       | 1.0        | 3.4           | 7.9                | 3.7                 | 10.5                           | 6.4         | 4.2          |
| 2 or more.....                          | 7.8                  | 1.3                          | -            | .1                | .1          | 1.8                       | .3         | 1.2           | 2.5                | 1.3                 | 3.7                            | 1.8         | 1.5          |
| <b>Square Footage of Unit</b>           |                      |                              |              |                   |             |                           |            |               |                    |                     |                                |             |              |
| Single detached and mobile homes.....   | 23.7                 | .3                           | -            | .4                | 1.3         | 6.4                       | .9         | 1.7           | 7.2                | 4.8                 | 12.4                           | 3.7         | 4.4          |
| Less than 500.....                      | .4                   | -                            | -            | -                 | .1          | .1                        | -          | -             | .1                 | .1                  | .2                             | .2          | -            |
| 500 to 749.....                         | 1.3                  | -                            | -            | -                 | .3          | .5                        | -          | -             | .4                 | .3                  | .6                             | .1          | .4           |
| 750 to 999.....                         | 1.8                  | -                            | -            | -                 | .1          | .4                        | -          | .1            | .5                 | .4                  | .8                             | .1          | .4           |
| 1,000 to 1,499.....                     | 3.0                  | -                            | -            | .1                | .1          | .4                        | .2         | .4            | 1.1                | .7                  | 1.8                            | .4          | .4           |
| 1,500 to 1,999.....                     | 5.0                  | -                            | -            | .2                | .1          | 1.3                       | .5         | .2            | 1.7                | 1.2                 | 2.4                            | .9          | 1.2          |
| 2,000 to 2,499.....                     | 4.3                  | -                            | -            | .4                | .4          | .5                        | .2         | .4            | 1.3                | .3                  | 1.9                            | .9          | 1.3          |
| 2,500 to 2,999.....                     | 1.4                  | -                            | -            | .1                | .2          | .2                        | .2         | .2            | .7                 | .2                  | .6                             | .4          | .2           |
| 3,000 to 3,999.....                     | 2.5                  | -                            | -            | -                 | -           | 1.1                       | -          | .3            | .6                 | -                   | 1.4                            | .4          | .1           |
| 4,000 or more.....                      | .7                   | -                            | -            | -                 | -           | -                         | -          | .1            | -                  | -                   | -                              | .2          | .1           |
| Not reported (includes don't know)..... | 3.4                  | .3                           | -            | -                 | .3          | 1.9                       | -          | -             | .8                 | 1.5                 | 2.7                            | -           | .4           |
| <b>Median</b> .....                     | <b>1 879</b>         | <b>-</b>                     | <b>-</b>     | <b>-</b>          | <b>-</b>    | <b>1 813</b>              | <b>-</b>   | <b>-</b>      | <b>1 813</b>       | <b>1 528</b>        | <b>1 797</b>                   | <b>-</b>    | <b>1 672</b> |
| <b>Lot Size</b>                         |                      |                              |              |                   |             |                           |            |               |                    |                     |                                |             |              |
| Less than one-eighth acre.....          | 2.8                  | -                            | -            | -                 | .3          | 1.1                       | .3         | .2            | 1.4                | 1.4                 | 2.1                            | .7          | -            |
| One-eighth up to one-quarter acre.....  | 1.5                  | -                            | -            | -                 | -           | .6                        | -          | -             | .3                 | -                   | 1.2                            | .3          | -            |
| One-quarter up to one-half acre.....    | 1.5                  | -                            | -            | .1                | -           | -                         | -          | .2            | .8                 | .1                  | -                              | .3          | .9           |
| One-half up to one acre.....            | 1.0                  | -                            | -            | -                 | -           | -                         | -          | -             | .3                 | -                   | -                              | .1          | .7           |
| 1 to 4 acres.....                       | 2.5                  | .1                           | -            | -                 | -           | -                         | -          | .1            | .8                 | .1                  | -                              | .7          | .9           |
| 5 to 9 acres.....                       | .1                   | -                            | -            | -                 | -           | -                         | -          | -             | -                  | -                   | -                              | -           | -            |
| 10 acres or more.....                   | .9                   | -                            | -            | -                 | -           | -                         | -          | .3            | .3                 | -                   | .2                             | .1          | .1           |
| Don't know.....                         | 22.4                 | .4                           | -            | .2                | 1.4         | 5.9                       | .7         | 1.3           | 6.4                | 4.2                 | 12.2                           | 2.8         | 3.7          |
| Not reported.....                       | 4.4                  | .1                           | -            | .2                | -           | .5                        | .2         | .7            | .5                 | .4                  | 1.8                            | 2.0         | .6           |
| <b>Median</b> .....                     | <b>.40</b>           | <b>-</b>                     | <b>-</b>     | <b>-</b>          | <b>-</b>    | <b>.13</b>                | <b>-</b>   | <b>-</b>      | <b>.32</b>         | <b>.13</b>          | <b>.13</b>                     | <b>.34</b>  | <b>.81</b>   |
| <b>Persons Per Room</b>                 |                      |                              |              |                   |             |                           |            |               |                    |                     |                                |             |              |
| 0.50 or less.....                       | 138.4                | 5.5                          | -            | 2.0               | 4.8         | 18.6                      | 2.5        | 32.7          | 44.0               | 21.6                | 80.3                           | 34.2        | 17.2         |
| 0.51 to 1.00.....                       | 70.3                 | 1.5                          | -            | 4.2               | 4.7         | 20.7                      | 4.8        | 2.5           | 26.6               | 22.9                | 46.6                           | 12.8        | 6.8          |
| 1.01 to 1.50.....                       | 4.8                  | -                            | -            | .2                | .9          | 1.7                       | 1.0        | -             | 2.0                | 2.9                 | 3.9                            | .8          | .1           |
| 1.51 or more.....                       | .9                   | -                            | -            | .1                | .3          | .4                        | -          | -             | .3                 | .4                  | .8                             | .1          | -            |
| <b>Square Feet Per Person</b>           |                      |                              |              |                   |             |                           |            |               |                    |                     |                                |             |              |
| Single detached and mobile homes.....   | 23.7                 | .3                           | -            | .4                | 1.3         | 6.4                       | .9         | 1.7           | 7.2                | 4.8                 | 12.4                           | 3.7         | 4.4          |
| Less than 200.....                      | 1.2                  | -                            | -            | -                 | -           | .5                        | .1         | -             | .1                 | .7                  | 1.1                            | -           | -            |
| 200 to 299.....                         | .5                   | -                            | -            | -                 | -           | .6                        | .3         | -             | .2                 | -                   | .2                             | .1          | .1           |
| 300 to 399.....                         | 2.3                  | -                            | -            | .1                | .3          | .7                        | .3         | -             | .7                 | .8                  | 1.3                            | .1          | .6           |
| 400 to 499.....                         | 2.6                  | -                            | -            | .1                | .3          | .7                        | .2         | .1            | 1.1                | 1.1                 | 1.1                            | .6          | .5           |
| 500 to 599.....                         | 1.6                  | -                            | -            | .1                | .2          | .7                        | .1         | .4            | .4                 | .3                  | .7                             | .5          | .2           |
| 600 to 699.....                         | 2.4                  | -                            | -            | .1                | .2          | .7                        | .1         | .7            | .4                 | .4                  | 1.0                            | .3          | .7           |
| 700 to 799.....                         | 1.7                  | -                            | -            | .1                | .7          | .7                        | .2         | .4            | .4                 | .1                  | 1.0                            | .2          | .3           |
| 800 to 899.....                         | .8                   | -                            | -            | -                 | -           | -                         | .1         | .3            | .3                 | -                   | .5                             | .1          | -            |
| 900 to 999.....                         | .8                   | -                            | -            | -                 | -           | .3                        | .2         | .2            | .2                 | -                   | .1                             | .2          | .2           |
| 1,000 to 1,499.....                     | 2.9                  | -                            | -            | .1                | .1          | 1.9                       | .3         | .4            | 1.4                | .1                  | 1.2                            | .8          | .4           |
| 1,500 or more.....                      | 3.5                  | -                            | -            | .2                | .2          | 1.9                       | .7         | .7            | .8                 | -                   | 1.5                            | .6          | .9           |
| Not reported.....                       | 3.4                  | .3                           | -            | -                 | -           | .8                        | -          | -             | .8                 | 1.5                 | 2.7                            | .4          | .4           |
| <b>Median</b> .....                     | <b>680</b>           | <b>-</b>                     | <b>-</b>     | <b>-</b>          | <b>-</b>    | <b>645</b>                | <b>-</b>   | <b>-</b>      | <b>687</b>         | <b>436</b>          | <b>643</b>                     | <b>-</b>    | <b>681</b>   |

<sup>1</sup>See back cover for details.

**Table 4-4. Selected Equipment and Plumbing - Renter Occupied Units**

(Numbers in thousands. For meaning of symbols, see text.)

| Characteristics   | Total occupied units | Housing unit characteristics |              |                   |             | Household characteristics |            |               |                    |                     | Selected subareas <sup>1</sup> |             |             |
|---|----------------------|------------------------------|--------------|-------------------|-------------|---------------------------|------------|---------------|--------------------|---------------------|--------------------------------|-------------|-------------|
|   |                      | New construction 4 yrs       | Mobile homes | Physical problems |             | Black                     | Hispanic   | Elderly (65+) | Moved in past year | Below poverty level | Area one                       | Area two    | Area three  |
|   |                      |                              |              | Severe            | Moderate    |                           |            |               |                    |                     |                                |             |             |
| <b>Total</b> .....  | <b>214.5</b>         | <b>7.0</b>                   | <b>-</b>     | <b>6.5</b>        | <b>10.7</b> | <b>41.5</b>               | <b>8.4</b> | <b>35.2</b>   | <b>72.9</b>        | <b>47.7</b>         | <b>131.6</b>                   | <b>47.7</b> | <b>24.1</b> |
| <b>Equipment<sup>2</sup></b>                                    |                      |                              |              |                   |             |                           |            |               |                    |                     |                                |             |             |
| Lacking complete kitchen facilities.....                        | 6.1                  | -                            | -            | 2.1               | 3.7         | 2.2                       | .2         | .1            | 2.8                | 2.8                 | 4.8                            | 1.0         | .2          |
| With complete kitchen (sink, refrigerator and burners).....     | 208.4                | 7.0                          | -            | 4.4               | 7.0         | 39.3                      | 8.1        | 35.1          | 70.1               | 44.9                | 126.8                          | 46.7        | 23.9        |
| Kitchen sink.....   | 212.2                | 7.0                          | -            | 4.7               | 10.2        | 40.7                      | 8.2        | 35.1          | 72.0               | 46.8                | 130.0                          | 46.9        | 24.1        |
| Refrigerator.....   | 212.9                | 7.0                          | -            | 5.7               | 10.0        | 40.7                      | 8.2        | 35.1          | 71.9               | 46.9                | 130.1                          | 47.7        | 24.0        |
| Less than 5 years old.....                                      | 63.8                 | 6.4                          | -            | 2.4               | 2.4         | 13.0                      | 2.6        | 8.8           | 27.2               | 14.2                | 38.2                           | 14.5        | 7.6         |
| Age not reported.....   | 13.3                 | .2                           | -            | .2                | .1          | 1.0                       | 1.0        | 1.8           | 7.0                | 2.8                 | 5.8                            | 2.6         | 4.3         |
| Burners and oven.....   | 210.4                | 7.0                          | -            | 5.1               | 8.3         | 40.3                      | 8.1        | 35.1          | 71.1               | 45.6                | 128.2                          | 47.3        | 23.9        |
| Less than 5 years old.....                                      | 52.0                 | 6.3                          | -            | 1.8               | 1.4         | 11.8                      | 1.6        | 6.0           | 21.9               | 11.5                | 30.2                           | 11.7        | 7.5         |
| Age not reported.....   | 11.3                 | .2                           | -            | .1                | .4          | 4.4                       | .6         | 1.4           | 5.3                | 1.6                 | 3.5                            | 2.7         | 4.3         |
| Burners only.....   | .7                   | -                            | -            | .1                | .2          | .3                        | .1         | -             | .2                 | .6                  | -                              | -           | -           |
| Less than 5 years old.....                                      | .2                   | -                            | -            | -                 | -           | .2                        | -          | -             | .2                 | .2                  | -                              | -           | -           |
| Age not reported.....   | .5                   | -                            | -            | -                 | -           | .1                        | -          | -             | .0                 | .4                  | -                              | -           | -           |
| Oven only.....  | 1.3                  | -                            | -            | -                 | .6          | -                         | -          | -             | .4                 | .1                  | .5                             | .1          | -           |
| Less than 5 years old.....                                      | .6                   | -                            | -            | -                 | .1          | -                         | -          | -             | -                  | -                   | -                              | -           | .1          |
| Age not reported.....   | 2.2                  | -                            | -            | 1.3               | .9          | .9                        | .1         | .1            | 1.0                | 1.3                 | 1.9                            | .1          | .1          |
| Neither burners nor oven.....                                   | 39.7                 | 4.3                          | -            | 4.5               | 5.5         | 2.6                       | 4.4        | 6.1           | 14.3               | 3.3                 | 12.8                           | 14.7        | 9.5         |
| Dishwasher.....   | 13.1                 | 3.8                          | -            | .2                | .1          | 1.5                       | .1         | 2.2           | 5.7                | .5                  | 3.7                            | 3.9         | 4.3         |
| Less than 5 years old.....                                      | 5.6                  | -                            | -            | -                 | -           | .1                        | .2         | .4            | 3.0                | .6                  | 1.0                            | 2.1         | 2.5         |
| Age not reported.....   | 87.1                 | 2.5                          | -            | .8                | 3.8         | 15.4                      | 3.6        | 7.7           | 16.2               | 13.9                | 34.1                           | 16.5        | 10.4        |
| Washing machine.....  | 28.4                 | 2.2                          | -            | .3                | 1.8         | 7.7                       | 2.1        | 2.2           | 7.5                | 6.2                 | 15.2                           | 6.9         | 4.6         |
| Less than 5 years old.....                                      | 1.9                  | -                            | -            | .1                | .1          | .2                        | .2         | .1            | 1.0                | .4                  | .6                             | .7          | .7          |
| Age not reported.....   | 58.0                 | 2.1                          | -            | .7                | 2.6         | 10.4                      | 3.0        | 5.9           | 13.7               | 10.1                | 26.3                           | 15.8        | 10.2        |
| Clothes dryer.....  | 24.6                 | 1.5                          | -            | .4                | .9          | 4.9                       | 1.5        | 1.6           | 6.0                | 4.6                 | 11.8                           | 6.6         | 4.7         |
| Less than 5 years old.....                                      | 1.9                  | -                            | -            | .2                | .1          | .2                        | .1         | -             | 1.0                | .4                  | .6                             | .7          | .7          |
| Age not reported.....   | 87.6                 | 6.0                          | -            | .2                | 1.3         | 7.8                       | 1.8        | 21.9          | 27.8               | 11.5                | 40.9                           | 26.7        | 13.9        |
| Disposal in kitchen sink.....                                   | 26.0                 | 5.2                          | -            | .5                | 1.7         | .3                        | .6         | 8.9           | 2.9                | 8.4                 | 7.4                            | 6.9         | 6.9         |
| Less than 5 years old.....                                      | 10.7                 | .3                           | -            | .1                | .4          | .4                        | .4         | 1.4           | 5.1                | 1.4                 | 3.5                            | 3.9         | 3.2         |
| Age not reported.....   |                      |                              |              |                   |             |                           |            |               |                    |                     |                                |             |             |
| <b>Air conditioning:</b>  |                      |                              |              |                   |             |                           |            |               |                    |                     |                                |             |             |
| Central.....  | 27.1                 | 3.2                          | -            | .4                | -           | 2.2                       | .2         | 6.7           | 9.0                | 1.5                 | 9.1                            | 11.2        | 5.5         |
| 1 room unit.....  | 82.8                 | 2.4                          | -            | 1.2               | 2.3         | 11.4                      | 3.0        | 15.7          | 24.2               | 14.9                | 46.1                           | 22.9        | 8.9         |
| 2 room units.....   | 9.7                  | -                            | -            | .4                | .4          | .5                        | .3         | 1.0           | 2.3                | 1.3                 | 5.5                            | 2.7         | 1.0         |
| 3 room units or more.....                                       | 1.1                  | -                            | -            | -                 | -           | -                         | .1         | .2            | .1                 | -                   | .6                             | .4          | .2          |
| <b>Main Heating Equipment</b>                                   |                      |                              |              |                   |             |                           |            |               |                    |                     |                                |             |             |
| Warm-air furnace.....   | 124.0                | 2.5                          | -            | 2.1               | 6.5         | 28.0                      | 4.7        | 16.9          | 39.0               | 27.9                | 78.1                           | 23.8        | 14.2        |
| Steam or hot water system.....                                  | 61.9                 | 1.4                          | -            | 3.8               | 2.4         | 8.8                       | 2.6        | 10.7          | 23.5               | 14.2                | 39.0                           | 16.4        | 5.4         |
| Electric heat pump.....   | 1.1                  | .3                           | -            | -                 | -           | .1                        | .1         | .5            | .4                 | .2                  | .5                             | .3          | .3          |
| Built-in electric units.....                                    | 20.6                 | 2.8                          | -            | .2                | .2          | 2.8                       | .3         | 6.3           | 7.1                | 3.3                 | 8.8                            | 6.3         | 3.6         |
| Floor, wall, or other built-in hot air units without ducts..... | 1.7                  | -                            | -            | .1                | .2          | .2                        | .3         | .2            | .6                 | .6                  | 1.0                            | .3          | .3          |
| Room heaters with flue.....                                     | 4.2                  | -                            | -            | .3                | .9          | 1.3                       | .4         | .4            | 1.8                | 1.4                 | 3.6                            | .4          | .1          |
| Room heaters without flue.....                                  | .5                   | -                            | -            | .1                | .4          | -                         | -          | -             | .1                 | .1                  | .3                             | .1          | .1          |
| Portable electric heaters.....                                  | .1                   | -                            | -            | -                 | -           | -                         | -          | .1            | -                  | -                   | .1                             | -           | -           |
| Stoves.....   | .2                   | -                            | -            | -                 | -           | -                         | -          | -             | .2                 | -                   | -                              | -           | -           |
| Fireplaces with inserts.....                                    | -                    | -                            | -            | -                 | -           | -                         | -          | -             | -                  | -                   | -                              | -           | -           |
| Fireplaces without inserts.....                                 | .1                   | -                            | -            | -                 | -           | .1                        | -          | -             | .1                 | -                   | -                              | -           | .1          |
| Other.....  | .2                   | -                            | -            | -                 | -           | .1                        | -          | -             | -                  | -                   | .1                             | .1          | -           |
| None.....   |                      |                              |              |                   |             |                           |            |               |                    |                     |                                |             |             |
| <b>Other Heating Equipment</b>                                  |                      |                              |              |                   |             |                           |            |               |                    |                     |                                |             |             |
| With other heating equipment <sup>2</sup> .....                 | 18.4                 | .6                           | -            | .9                | 1.5         | 2.8                       | .6         | 1.7           | 6.1                | 3.6                 | 10.5                           | 3.4         | 2.7         |
| Warm-air furnace.....   | .4                   | -                            | -            | .1                | .1          | .1                        | -          | .1            | .1                 | .1                  | .4                             | -           | -           |
| Steam or hot water system.....                                  | .2                   | -                            | -            | -                 | -           | -                         | -          | .1            | -                  | -                   | .1                             | -           | -           |
| Electric heat pump.....   | .1                   | -                            | -            | .1                | .1          | -                         | -          | .1            | .1                 | -                   | .1                             | .5          | .4          |
| Built-in electric units.....                                    | 1.3                  | .1                           | -            | -                 | -           | -                         | -          | .1            | .6                 | .1                  | -                              | -           | -           |
| Floor, wall, or other built-in hot-air units without ducts..... | .4                   | -                            | -            | -                 | .1          | -                         | -          | .1            | -                  | -                   | .2                             | -           | .2          |
| Room heaters with flue.....                                     | .8                   | -                            | -            | .1                | .5          | .5                        | -          | .2            | -                  | .1                  | .5                             | -           | .2          |
| Room heaters without flue.....                                  | -                    | -                            | -            | -                 | -           | -                         | -          | -             | -                  | -                   | -                              | -           | -           |
| Portable electric heaters.....                                  | 11.8                 | .2                           | -            | .8                | 1.2         | 2.2                       | .4         | 1.1           | 3.8                | 2.9                 | 8.1                            | 2.2         | .7          |
| Stoves.....   | 1.0                  | -                            | -            | -                 | -           | .1                        | -          | -             | .2                 | .2                  | .1                             | .1          | .7          |
| Fireplaces with inserts.....                                    | 1.2                  | -                            | -            | -                 | -           | -                         | -          | .1            | .5                 | .1                  | .4                             | .7          | .4          |
| Fireplaces with no inserts.....                                 | 1.4                  | .3                           | -            | -                 | -           | -                         | -          | -             | .2                 | -                   | .3                             | -           | -           |
| Other.....  | .3                   | -                            | -            | -                 | -           | -                         | -          | -             | .2                 | -                   | -                              | -           | -           |
| <b>Plumbing<sup>3</sup></b>                                     |                      |                              |              |                   |             |                           |            |               |                    |                     |                                |             |             |
| With all plumbing facilities.....                               | ...                  | ...                          | ...          | ...               | ...         | ...                       | ...        | ...           | ...                | ...                 | ...                            | ...         | ...         |
| Lacking some plumbing facilities <sup>2</sup> .....             | ...                  | ...                          | ...          | ...               | ...         | ...                       | ...        | ...           | ...                | ...                 | ...                            | ...         | ...         |
| No hot piped water.....   | ...                  | ...                          | ...          | ...               | ...         | ...                       | ...        | ...           | ...                | ...                 | ...                            | ...         | ...         |
| No bathtub nor shower.....                                      | ...                  | ...                          | ...          | ...               | ...         | ...                       | ...        | ...           | ...                | ...                 | ...                            | ...         | ...         |
| No flush toilet.....  | ...                  | ...                          | ...          | ...               | ...         | ...                       | ...        | ...           | ...                | ...                 | ...                            | ...         | ...         |
| No plumbing facilities for exclusive use.....                   | ...                  | ...                          | ...          | ...               | ...         | ...                       | ...        | ...           | ...                | ...                 | ...                            | ...         | ...         |
| <b>Source of Water</b>  |                      |                              |              |                   |             |                           |            |               |                    |                     |                                |             |             |
| Public system or private company.....                           | 203.6                | 6.7                          | -            | 6.2               | 10.0        | 41.5                      | 8.4        | 33.9          | 69.2               | 48.6                | 131.6                          | 45.8        | 19.0        |
| Well serving 1 to 5 units.....                                  | 10.8                 | .3                           | -            | .2                | .7          | -                         | -          | 1.2           | 3.7                | .9                  | -                              | 1.9         | 5.0         |
| Drilled.....  | 7.4                  | .3                           | -            | .1                | .4          | -                         | -          | .8            | 2.9                | .6                  | -                              | 1.3         | 3.3         |
| Dug.....  | .3                   | -                            | -            | .1                | .2          | -                         | -          | .1            | .2                 | .1                  | -                              | .6          | .2          |
| Not reported.....   | 3.1                  | -                            | -            | .1                | .2          | -                         | -          | .2            | 1.2                | .2                  | -                              | .8          | 1.6         |
| Other.....  | .1                   | -                            | -            | .1                | -           | -                         | -          | .1            | -                  | .1                  | -                              | -           | .1          |
| <b>Means of Sewage Disposal</b>                                 |                      |                              |              |                   |             |                           |            |               |                    |                     |                                |             |             |
| Public sewer.....   | 204.8                | 6.7                          | -            | 6.1               | 10.2        | 41.3                      | 8.2        | 33.7          | 69.4               | 48.7                | 130.9                          | 46.1        | 20.1        |
| Septic tank, cesspool, chemical toilet.....                     | 9.6                  | .3                           | -            | .4                | .6          | .1                        | .1         | 1.4           | 3.4                | .8                  | .7                             | 1.5         | 3.9         |
| Other.....  | .1                   | -                            | -            | -                 | -           | -                         | -          | .1            | -                  | .1                  | -                              | -           | .1          |

<sup>1</sup>See back cover for details.

<sup>2</sup>Figures may not add to total because more than one category may apply to a unit.

<sup>3</sup>Data not up to publication standards; see "Qualifications of the Data" section in the Introduction.

**Table 4-5. Fuels - Renter Occupied Units**

[Numbers in thousands. For meaning of symbols, see text.]

| Characteristics                             | Total occupied units | Housing unit characteristics |              |                   |          | Household characteristics |          |               |                    |                     | Selected subareas <sup>1</sup> |          |            |
|---|----------------------|------------------------------|--------------|-------------------|----------|---------------------------|----------|---------------|--------------------|---------------------|--------------------------------|----------|------------|
|   |                      | New construction 4 yrs       | Mobile homes | Physical problems |          | Black                     | Hispanic | Elderly (65+) | Moved in past year | Below poverty level | Area one                       | Area two | Area three |
|   |                      |                              |              | Severe            | Moderate |                           |          |               |                    |                     |                                |          |            |
| <b>Total</b> .....                          | 214.5                | 7.0                          | -            | 6.5               | 10.7     | 41.5                      | 6.4      | 35.2          | 72.9               | 47.7                | 131.6                          | 47.7     | 24.1       |
| <b>Main House Heating Fuel</b>              |                      |                              |              |                   |          |                           |          |               |                    |                     |                                |          |            |
| Housing units with heating fuel.....        | 214.3                | 7.0                          | -            | 6.5               | 10.7     | 41.3                      | 6.4      | 35.2          | 72.9               | 47.7                | 131.5                          | 47.5     | 24.1       |
| Electricity.....                            | 24.7                 | 3.3                          | -            | -                 | .3       | 3.6                       | .4       | 7.0           | 9.2                | 4.0                 | 11.0                           | 7.3      | 4.7        |
| Piped gas.....                              | 161.5                | 3.4                          | -            | 5.3               | 6.7      | 35.3                      | 7.2      | 23.3          | 54.0               | 38.1                | 105.6                          | 33.5     | 16.3       |
| Bottled gas.....                            | 1.0                  | -                            | -            | .1                | -        | -                         | -        | .5            | -                  | .2                  | .3                             | -        | .3         |
| Fuel oil.....                               | 26.0                 | .3                           | -            | 1.2               | 1.4      | 2.5                       | .6       | 3.9           | 9.4                | 5.1                 | 13.8                           | 6.8      | 2.8        |
| Kerosene or other liquid fuel.....          | -                    | -                            | -            | -                 | -        | -                         | -        | -             | -                  | -                   | -                              | -        | -          |
| Coal or coke.....                           | -                    | -                            | -            | -                 | -        | -                         | -        | -             | -                  | -                   | -                              | -        | -          |
| Wood.....                                   | .2                   | -                            | -            | -                 | -        | -                         | -        | -             | .2                 | -                   | -                              | -        | -          |
| Solar energy.....                           | -                    | -                            | -            | -                 | -        | -                         | -        | -             | -                  | -                   | -                              | -        | -          |
| Other.....                                  | .8                   | -                            | -            | -                 | .3       | -                         | -        | .4            | .1                 | .2                  | .8                             | -        | -          |
| <b>Other House Heating Fuels</b>            |                      |                              |              |                   |          |                           |          |               |                    |                     |                                |          |            |
| With other heating fuels <sup>2</sup> ..... | 8.1                  | .1                           | -            | .6                | .5       | 1.1                       | .1       | 1.2           | 2.7                | 1.1                 | 5.0                            | 1.3      | 1.1        |
| Electricity.....                            | 7.0                  | .1                           | -            | .5                | .5       | .9                        | -        | .4            | 2.4                | .8                  | 4.1                            | 1.0      | .9         |
| Piped gas.....                              | .1                   | -                            | -            | -                 | -        | -                         | -        | .1            | -                  | -                   | .1                             | -        | -          |
| Bottled gas.....                            | -                    | -                            | -            | -                 | -        | -                         | -        | -             | -                  | -                   | -                              | -        | -          |
| Fuel oil.....                               | .9                   | -                            | -            | .1                | -        | .1                        | -        | .6            | .1                 | .2                  | .7                             | -        | .1         |
| Kerosene or other liquid fuel.....          | .1                   | -                            | -            | -                 | -        | -                         | -        | -             | -                  | -                   | -                              | -        | .1         |
| Coal or coke.....                           | -                    | -                            | -            | -                 | -        | -                         | -        | -             | -                  | -                   | -                              | -        | -          |
| Wood.....                                   | 1.0                  | -                            | -            | -                 | -        | -                         | .1       | .1            | .2                 | -                   | -                              | .3       | -          |
| Solar energy.....                           | -                    | -                            | -            | -                 | -        | -                         | -        | -             | -                  | -                   | -                              | -        | -          |
| Other.....                                  | -                    | -                            | -            | -                 | -        | -                         | -        | -             | -                  | -                   | -                              | -        | -          |
| Not reported.....                           | .1                   | -                            | -            | -                 | -        | -                         | -        | -             | -                  | -                   | .1                             | -        | -          |
| <b>Cooking Fuel</b>                         |                      |                              |              |                   |          |                           |          |               |                    |                     |                                |          |            |
| With cooking fuel.....                      | 212.3                | 7.0                          | -            | 5.3               | 9.8      | 40.6                      | 8.2      | 35.1          | 71.9               | 46.4                | 129.7                          | 47.5     | 24.0       |
| Electricity.....                            | 90.9                 | 6.1                          | -            | 1.3               | 2.6      | 8.3                       | 2.2      | 22.9          | 27.8               | 13.6                | 38.2                           | 26.9     | 17.6       |
| Piped gas.....                              | 120.5                | .9                           | -            | 3.8               | 7.1      | 32.3                      | 5.9      | 11.8          | 43.9               | 32.5                | 91.3                           | 20.4     | 6.1        |
| Bottled gas.....                            | .7                   | -                            | -            | .1                | -        | -                         | .1       | .4            | .2                 | .2                  | .1                             | -        | .3         |
| Kerosene or other liquid fuel.....          | .1                   | -                            | -            | -                 | -        | -                         | -        | -             | -                  | -                   | -                              | .1       | -          |
| Coal or coke.....                           | -                    | -                            | -            | -                 | -        | -                         | -        | -             | -                  | -                   | -                              | -        | -          |
| Wood.....                                   | -                    | -                            | -            | -                 | -        | -                         | -        | -             | -                  | -                   | -                              | -        | -          |
| Other.....                                  | .1                   | -                            | -            | -                 | .1       | -                         | -        | -             | -                  | -                   | -                              | .1       | -          |
| <b>Water Heating Fuel</b>                   |                      |                              |              |                   |          |                           |          |               |                    |                     |                                |          |            |
| With hot piped water.....                   | 213.1                | 7.0                          | -            | 5.1               | 10.7     | 41.2                      | 8.2      | 35.0          | 72.5               | 47.0                | 130.9                          | 47.0     | 24.0       |
| Electricity.....                            | 48.3                 | 5.4                          | -            | .4                | 1.9      | 5.2                       | .8       | 10.2          | 16.3               | 7.5                 | 17.1                           | 14.6     | 9.8        |
| Piped gas.....                              | 164.1                | 1.6                          | -            | 4.7               | 8.4      | 35.8                      | 7.2      | 24.0          | 55.8               | 39.3                | 112.8                          | 32.0     | 13.8       |
| Bottled gas.....                            | .7                   | -                            | -            | -                 | -        | -                         | .1       | .3            | .2                 | .1                  | .3                             | -        | .2         |
| Fuel oil.....                               | 1.4                  | -                            | -            | -                 | .1       | .2                        | .1       | .1            | .2                 | .1                  | .2                             | .5       | .2         |
| Kerosene or other liquid fuel.....          | -                    | -                            | -            | -                 | -        | -                         | -        | -             | -                  | -                   | -                              | -        | -          |
| Coal or coke.....                           | -                    | -                            | -            | -                 | -        | -                         | -        | -             | -                  | -                   | -                              | -        | -          |
| Wood.....                                   | -                    | -                            | -            | -                 | -        | -                         | -        | -             | -                  | -                   | -                              | -        | -          |
| Solar energy.....                           | -                    | -                            | -            | -                 | -        | -                         | -        | -             | -                  | -                   | -                              | -        | -          |
| Other.....                                  | .5                   | -                            | -            | -                 | .2       | -                         | -        | .3            | -                  | -                   | .5                             | -        | -          |
| <b>Central Air Conditioning Fuel</b>        |                      |                              |              |                   |          |                           |          |               |                    |                     |                                |          |            |
| With central air conditioning.....          | 27.1                 | 3.2                          | -            | .4                | -        | 2.2                       | .2       | 6.7           | 9.0                | 1.5                 | 9.1                            | 11.2     | 5.5        |
| Electricity.....                            | 25.2                 | 3.2                          | -            | .2                | -        | 1.8                       | .2       | 6.1           | 8.5                | 1.4                 | 8.3                            | 11.0     | 5.0        |
| Piped gas.....                              | 1.9                  | -                            | -            | .1                | -        | .4                        | -        | .6            | .5                 | .1                  | .8                             | .2       | .6         |
| Other.....                                  | -                    | -                            | -            | -                 | -        | -                         | -        | -             | -                  | -                   | -                              | -        | -          |
| <b>Clothes Dryer Fuel</b>                   |                      |                              |              |                   |          |                           |          |               |                    |                     |                                |          |            |
| With clothes dryer.....                     | 58.0                 | 2.1                          | -            | .7                | 2.6      | 10.4                      | 3.0      | 5.9           | 13.7               | 10.1                | 26.3                           | 15.8     | 10.2       |
| Electricity.....                            | 38.6                 | 1.9                          | -            | .4                | .9       | 5.4                       | 1.8      | 5.1           | 9.2                | 5.8                 | 13.4                           | 11.9     | 8.3        |
| Piped gas.....                              | 19.4                 | .1                           | -            | .2                | 1.7      | 5.0                       | 1.2      | .8            | 4.5                | 4.3                 | 12.9                           | 3.9      | 1.9        |
| Other.....                                  | .1                   | -                            | -            | -                 | -        | -                         | -        | -             | -                  | -                   | -                              | -        | -          |
| <b>Units Using Each Fuel<sup>2</sup></b>    |                      |                              |              |                   |          |                           |          |               |                    |                     |                                |          |            |
| Electricity.....                            | 214.5                | 7.0                          | -            | 6.5               | 10.7     | 41.5                      | 6.4      | 35.2          | 72.9               | 47.7                | 131.6                          | 47.7     | 24.1       |
| All-electric units.....                     | 20.4                 | 3.3                          | -            | -                 | .2       | 2.8                       | .4       | 5.5           | 7.8                | 3.4                 | 8.4                            | 6.3      | 4.3        |
| Piped gas.....                              | 186.3                | 3.4                          | -            | 6.2               | 10.3     | 38.8                      | 7.7      | 28.0          | 62.5               | 43.2                | 122.0                          | 39.3     | 17.9       |
| Bottled gas.....                            | 1.3                  | -                            | -            | .1                | -        | .1                        | -        | .5            | .2                 | .2                  | .3                             | -        | .5         |
| Fuel oil.....                               | 28.3                 | .3                           | -            | 1.3               | 1.4      | 2.6                       | .6       | 4.8           | 10.0               | 5.7                 | 15.2                           | 7.1      | 3.1        |
| Kerosene or other liquid fuel.....          | .2                   | -                            | -            | -                 | -        | -                         | -        | -             | -                  | -                   | -                              | .1       | .1         |
| Coal or coke.....                           | -                    | -                            | -            | -                 | -        | -                         | -        | -             | -                  | -                   | -                              | -        | -          |
| Wood.....                                   | 1.2                  | -                            | -            | -                 | -        | -                         | -        | .1            | .3                 | -                   | -                              | .3       | -          |
| Solar energy.....                           | -                    | -                            | -            | -                 | -        | -                         | -        | -             | -                  | -                   | -                              | -        | -          |
| Other.....                                  | 1.0                  | -                            | -            | -                 | .4       | -                         | -        | .4            | .1                 | .2                  | .8                             | .1       | -          |

<sup>1</sup>See back cover for details.

<sup>2</sup>Figures may not add to total because more than one category may apply to a unit.

**Table 4-6. Failures in Equipment - Renter Occupied Units**

[Numbers in thousands. For meaning of symbols, see text.]

| Characteristics  | Total occupied units | Housing unit characteristics |              |                   |          | Household characteristics |          |               |                    |                     | Selected subareas <sup>1</sup> |          |            |
|--|----------------------|------------------------------|--------------|-------------------|----------|---------------------------|----------|---------------|--------------------|---------------------|--------------------------------|----------|------------|
|  |                      | New construction 4 yrs       | Mobile homes | Physical problems |          | Black                     | Hispanic | Elderly (65+) | Moved in past year | Below poverty level | Area one                       | Area two | Area three |
|  |                      |                              |              | Severe            | Moderate |                           |          |               |                    |                     |                                |          |            |
| <b>Total</b> .....   | 214.5                | 7.0                          | -            | 6.5               | 10.7     | 41.5                      | 8.4      | 35.2          | 72.9               | 47.7                | 131.6                          | 47.7     | 24.1       |
| <b>Water Supply Stoppage</b>   |                      |                              |              |                   |          |                           |          |               |                    |                     |                                |          |            |
| With hot and cold piped water.....                                     | 213.1                | 7.0                          | -            | 5.1               | 10.7     | 41.2                      | 8.2      | 35.0          | 72.5               | 47.0                | 130.9                          | 47.0     | 24.0       |
| No stoppage in last 3 months.....                                      | 200.1                | 7.0                          | -            | 3.7               | 9.8      | 38.6                      | 7.3      | 33.7          | 68.0               | 44.2                | 121.5                          | 45.1     | 22.6       |
| With stoppage in last 3 months.....                                    | 9.8                  | -                            | -            | 1.1               | 1.0      | 1.9                       | .8       | .9            | 2.8                | 2.1                 | 6.7                            | 1.5      | 1.4        |
| No stoppage lasting 6 hours or more.....                               | 4.7                  | -                            | -            | .2                | .2       | .8                        | .2       | .6            | 1.3                | 1.0                 | 3.2                            | .9       | .5         |
| 1 time lasting 6 hours or more.....                                    | 3.0                  | -                            | -            | .2                | .2       | .5                        | .2       | .1            | 1.1                | .8                  | 2.0                            | .5       | .5         |
| 2 times.....   | .6                   | -                            | -            | .3                | -        | .3                        | .1       | -             | .3                 | .3                  | .5                             | .1       | -          |
| 3 times.....   | .4                   | -                            | -            | -                 | .3       | .1                        | .1       | -             | -                  | -                   | .1                             | -        | .3         |
| 4 times or more.....   | .5                   | -                            | -            | .3                | .1       | .1                        | -        | -             | -                  | .3                  | .5                             | -        | -          |
| Number of times not reported.....                                      | .6                   | -                            | -            | -                 | .1       | .1                        | .1       | .1            | .1                 | -                   | .5                             | -        | .1         |
| Stoppage not reported.....   | 3.2                  | -                            | -            | .3                | .1       | .7                        | .1       | .4            | 1.8                | .7                  | 2.7                            | .4       | -          |
| <b>Flush Toilet Breakdowns</b>   |                      |                              |              |                   |          |                           |          |               |                    |                     |                                |          |            |
| With one or more flush toilets.....                                    | 211.5                | 7.0                          | -            | 3.5               | 10.7     | 40.9                      | 8.2      | 35.0          | 71.7               | 46.5                | 129.4                          | 47.0     | 23.9       |
| With at least one working toilet at all times in last 3 months.....    | 197.5                | 7.0                          | -            | 2.8               | 8.9      | 37.8                      | 7.0      | 32.7          | 65.6               | 41.8                | 119.1                          | 44.6     | 23.0       |
| None working some time in last 3 months.....                           | 12.6                 | -                            | -            | .7                | 1.8      | 2.9                       | 1.1      | 2.1           | 5.1                | 4.6                 | 9.1                            | 2.4      | 1.0        |
| No breakdowns lasting 6 hours or more.....                             | 4.0                  | -                            | -            | .1                | .2       | .8                        | .3       | 1.1           | 1.6                | 1.1                 | 2.9                            | .8       | .2         |
| 1 time lasting 6 hours or more.....                                    | 4.0                  | -                            | -            | .3                | .4       | .9                        | .4       | .4            | 1.9                | 1.5                 | 3.0                            | .6       | .4         |
| 2 times.....   | .7                   | -                            | -            | .1                | -        | .2                        | .2       | .1            | .1                 | .4                  | .3                             | .2       | .1         |
| 3 times.....   | .4                   | -                            | -            | -                 | .4       | .2                        | -        | -             | -                  | .2                  | .2                             | -        | .1         |
| 4 times or more.....   | .7                   | -                            | -            | .1                | .6       | .2                        | -        | -             | .1                 | .4                  | .6                             | -        | .1         |
| Number of times not reported.....                                      | 2.9                  | -                            | -            | -                 | .2       | .5                        | .1       | .5            | 1.4                | .9                  | 2.0                            | .7       | -          |
| Breakdowns not reported.....   | 1.4                  | -                            | -            | -                 | -        | .2                        | .1       | .1            | 1.0                | .1                  | 1.3                            | .1       | -          |
| <b>Sewage Disposal Breakdowns</b>                                      |                      |                              |              |                   |          |                           |          |               |                    |                     |                                |          |            |
| With public sewer.....   | 204.8                | 6.7                          | -            | 6.1               | 10.2     | 41.3                      | 8.2      | 33.7          | 69.4               | 46.7                | 130.9                          | 46.1     | 20.1       |
| No breakdowns in last 3 months.....                                    | 202.4                | 6.7                          | -            | 5.7               | 9.9      | 41.0                      | 8.2      | 33.6          | 68.7               | 45.9                | 129.7                          | 45.3     | 19.8       |
| With breakdowns in last 3 months.....                                  | 2.4                  | -                            | -            | .4                | .2       | .4                        | -        | .1            | .7                 | .8                  | 1.2                            | .6       | .4         |
| No breakdowns lasting 6 hours or more.....                             | .7                   | -                            | -            | -                 | .1       | .1                        | -        | -             | .2                 | .2                  | .6                             | .1       | -          |
| 1 time lasting 6 hours or more.....                                    | 1.6                  | -                            | -            | .4                | .1       | .3                        | -        | .1            | .5                 | .6                  | .5                             | .7       | .4         |
| 2 times.....   | -                    | -                            | -            | -                 | -        | -                         | -        | -             | -                  | -                   | -                              | -        | -          |
| 3 times.....   | -                    | -                            | -            | -                 | -        | -                         | -        | -             | -                  | -                   | -                              | -        | -          |
| 4 times or more.....   | .1                   | -                            | -            | -                 | -        | -                         | -        | -             | -                  | -                   | .1                             | -        | -          |
| With septic tank or cesspool.....                                      | 9.8                  | .3                           | -            | .4                | .6       | .1                        | .1       | 1.4           | 3.4                | .8                  | .7                             | 1.5      | 3.9        |
| No breakdowns in last 3 months.....                                    | 9.8                  | .3                           | -            | .4                | .6       | .1                        | .1       | 1.4           | 3.4                | .8                  | .7                             | 1.5      | 3.9        |
| With breakdowns in last 3 months.....                                  | -                    | -                            | -            | -                 | -        | -                         | -        | -             | -                  | -                   | -                              | -        | -          |
| No breakdowns lasting 6 hours or more.....                             | -                    | -                            | -            | -                 | -        | -                         | -        | -             | -                  | -                   | -                              | -        | -          |
| 1 time lasting 6 hours or more.....                                    | -                    | -                            | -            | -                 | -        | -                         | -        | -             | -                  | -                   | -                              | -        | -          |
| 2 times.....   | -                    | -                            | -            | -                 | -        | -                         | -        | -             | -                  | -                   | -                              | -        | -          |
| 3 times.....   | -                    | -                            | -            | -                 | -        | -                         | -        | -             | -                  | -                   | -                              | -        | -          |
| 4 times or more.....   | -                    | -                            | -            | -                 | -        | -                         | -        | -             | -                  | -                   | -                              | -        | -          |
| <b>Heating Problems</b>  |                      |                              |              |                   |          |                           |          |               |                    |                     |                                |          |            |
| With heating equipment and occupied last winter.....                   | 175.3                | 4.8                          | -            | 5.3               | 9.1      | 35.5                      | 6.9      | 32.9          | 34.1               | 39.5                | 107.9                          | 38.8     | 18.9       |
| Not uncomfortably cold for 24 hours or more last winter.....           | 153.8                | 4.6                          | -            | 2.0               | 6.7      | 28.9                      | 5.0      | 30.7          | 29.5               | 30.3                | 91.6                           | 36.0     | 16.5       |
| Uncomfortably cold for 24 hours or more last winter <sup>2</sup> ..... | 21.7                 | .2                           | -            | 3.2               | 2.4      | 6.7                       | 1.9      | 2.2           | 4.6                | 9.3                 | 16.3                           | 2.8      | 2.5        |
| Equipment breakdowns.....  | 9.7                  | -                            | -            | 2.4               | 1.3      | 3.2                       | 1.0      | .5            | 1.8                | 4.4                 | 7.7                            | 1.2      | .8         |
| No breakdowns lasting 6 hours or more.....                             | .8                   | -                            | -            | -                 | -        | .4                        | -        | .1            | .4                 | .4                  | .4                             | .2       | -          |
| 1 time lasting 6 hours or more.....                                    | 4.5                  | -                            | -            | .3                | .7       | 1.8                       | .4       | .3            | .9                 | 2.0                 | 3.9                            | .4       | .2         |
| 2 times.....   | 2.1                  | -                            | -            | .1                | .4       | .5                        | .3       | .1            | .2                 | .6                  | 1.5                            | .2       | .4         |
| 3 times.....   | .7                   | -                            | -            | .7                | -        | -                         | -        | -             | -                  | .3                  | .6                             | -        | .1         |
| 4 times or more.....   | 1.3                  | -                            | -            | 1.3               | -        | .5                        | .3       | -             | .8                 | 1.0                 | .3                             | .3       | .1         |
| Number of times not reported.....                                      | .5                   | -                            | -            | -                 | .3       | .1                        | .1       | -             | .3                 | .5                  | .4                             | -        | .1         |
| Other causes.....  | 13.4                 | .2                           | -            | 1.2               | 1.2      | 3.8                       | 1.1      | 1.7           | 2.8                | 5.1                 | 9.7                            | 1.7      | 1.8        |
| Utility interruption.....  | .6                   | -                            | -            | -                 | .1       | .2                        | -        | -             | .1                 | .2                  | .4                             | .2       | -          |
| Inadequate heating capacity.....                                       | 3.8                  | -                            | -            | .7                | .4       | 2.1                       | .4       | .4            | .8                 | 1.5                 | 3.1                            | .5       | .2         |
| Inadequate insulation.....   | 3.7                  | -                            | -            | .5                | .2       | 1.0                       | .6       | .2            | .9                 | 1.4                 | 2.9                            | .5       | .4         |
| Other.....   | 4.2                  | .2                           | -            | -                 | .2       | .3                        | -        | 1.0           | 1.0                | 1.6                 | 2.8                            | .6       | .7         |
| Not reported.....  | 1.1                  | -                            | -            | -                 | .2       | .2                        | .2       | .1            | .2                 | .4                  | .6                             | -        | .5         |
| Reason for discomfort not reported.....                                | -                    | -                            | -            | -                 | -        | -                         | -        | -             | -                  | -                   | -                              | -        | -          |
| Discomfort not reported.....   | -                    | -                            | -            | -                 | -        | -                         | -        | -             | -                  | -                   | -                              | -        | -          |
| <b>Electric Fuses and Circuit Breakers</b>                             |                      |                              |              |                   |          |                           |          |               |                    |                     |                                |          |            |
| With electrical wiring.....  | 214.5                | 7.0                          | -            | 6.5               | 10.7     | 41.5                      | 8.4      | 35.2          | 72.9               | 47.7                | 131.6                          | 47.7     | 24.1       |
| No fuses or breakers blown in last 3 mo. ....                          | 165.9                | 6.4                          | -            | 4.6               | 8.1      | 29.8                      | 6.7      | 32.0          | 56.4               | 36.1                | 98.4                           | 38.8     | 19.6       |
| With fuses or breakers blown in last 3 mo. ....                        | 45.8                 | .8                           | -            | 1.8               | 4.5      | 10.8                      | 1.4      | 2.8           | 14.9               | 10.7                | 30.7                           | 8.5      | 4.5        |
| 1 time.....  | 20.4                 | -                            | -            | .7                | 1.6      | 3.9                       | .6       | 1.3           | 5.9                | 3.9                 | 12.9                           | 4.0      | 2.5        |
| 2 times.....   | 9.3                  | .3                           | -            | .1                | .4       | 2.9                       | .2       | .6            | 3.3                | 2.2                 | 6.4                            | 1.7      | .5         |
| 3 times.....   | 4.6                  | -                            | -            | .2                | .8       | 1.2                       | -        | .4            | 1.5                | 1.4                 | 3.4                            | 1.0      | .1         |
| 4 times or more.....   | 10.9                 | .1                           | -            | .8                | 1.9      | 2.8                       | .5       | .3            | 4.2                | 3.2                 | 7.7                            | 1.5      | 1.4        |
| Number of times not reported.....                                      | .7                   | -                            | -            | -                 | -        | -                         | -        | .2            | -                  | .1                  | .4                             | .3       | -          |
| Problem not reported or don't know.....                                | 2.8                  | -                            | -            | .1                | .1       | .9                        | .2       | .4            | 1.6                | .9                  | 2.4                            | .4       | -          |

<sup>1</sup>See back cover for details.

<sup>2</sup>Other causes and equipment breakdowns may not add to total as both may be reported.

**Table 4-7. Additional Indicators of Housing Quality - Renter Occupied Units**

[Numbers in thousands. For meaning of symbols, see text.]

| Characteristics   | Total occupied units | Housing unit characteristics |              |                   |          | Household characteristics |          |               |                    |                     | Selected subareas <sup>1</sup> |          |            |
|---|----------------------|------------------------------|--------------|-------------------|----------|---------------------------|----------|---------------|--------------------|---------------------|--------------------------------|----------|------------|
|   |                      | New construction 4 yrs       | Mobile homes | Physical problems |          | Black                     | Hispanic | Elderly (65+) | Moved in past year | Below poverty level | Area one                       | Area two | Area three |
|   |                      |                              |              | Severe            | Moderate |                           |          |               |                    |                     |                                |          |            |
| <b>Total</b> .....  | 214.5                | 7.0                          | -            | 6.5               | 10.7     | 41.5                      | 8.4      | 35.2          | 72.9               | 47.7                | 131.6                          | 47.7     | 24.1       |
| <b>Selected Amenities<sup>2</sup></b>                     |                      |                              |              |                   |          |                           |          |               |                    |                     |                                |          |            |
| Porch, deck, balcony, or patio.....                       | 117.7                | 4.0                          | -            | 2.7               | 6.5      | 25.1                      | 4.8      | 14.1          | 38.4               | 26.2                | 69.4                           | 27.2     | 15.8       |
| Not reported.....   | .5                   | -                            | -            | -                 | .3       | .1                        | -        | .3            | .1                 | .1                  | .5                             | -        | -          |
| Telephone available.....                                  | 196.4                | 6.7                          | -            | 4.2               | 7.8      | 34.4                      | 7.0      | 33.8          | 65.2               | 39.5                | 116.7                          | 45.5     | 23.3       |
| Usable fireplace.....                                     | 9.4                  | .6                           | -            | .1                | .4       | .6                        | .6       | 1.7           | 3.6                | 1.3                 | 3.2                            | 2.2      | 3.6        |
| Separate dining room.....                                 | 67.2                 | 1.1                          | -            | 1.4               | 3.0      | 17.2                      | 3.5      | 6.3           | 23.7               | 16.5                | 44.9                           | 11.6     | 8.6        |
| With 2 or more living rooms or recreation rooms, etc..... | 16.7                 | .3                           | -            | -                 | .1       | 3.0                       | .2       | 2.5           | 4.8                | 2.3                 | 7.2                            | 4.2      | 3.0        |
| Garage or carport included with home.....                 | 67.2                 | 3.8                          | -            | .4                | 1.8      | 9.5                       | 2.1      | 10.9          | 20.1               | 5.3                 | 32.2                           | 19.3     | 9.4        |
| Not included.....   | 146.7                | 3.2                          | -            | 6.1               | 8.9      | 32.0                      | 6.2      | 24.1          | 52.6               | 39.3                | 99.3                           | 28.2     | 14.3       |
| Offstreet parking included.....                           | 88.7                 | 2.4                          | -            | 2.0               | 3.2      | 14.0                      | 2.8      | 16.6          | 30.3               | 17.8                | 46.5                           | 22.9     | 13.0       |
| Offstreet parking not reported.....                       | 1.5                  | .5                           | -            | .1                | .1       | -                         | -        | .6            | .6                 | .3                  | .4                             | .3       | .6         |
| Garage or carport not reported.....                       | .8                   | -                            | -            | -                 | -        | -                         | .1       | .1            | .1                 | .1                  | .1                             | .1       | .4         |
| <b>Cars and Trucks Available</b>                          |                      |                              |              |                   |          |                           |          |               |                    |                     |                                |          |            |
| No cars, trucks, or vans.....                             | 57.0                 | 1.3                          | -            | 3.6               | 4.5      | 20.5                      | 2.2      | 18.4          | 19.0               | 28.6                | 46.8                           | 7.3      | 2.1        |
| Other households without cars.....                        | 5.6                  | .1                           | -            | .6                | .8       | .8                        | .1       | .1            | .2                 | .6                  | 2.4                            | 1.7      | 1.2        |
| 1 car with or without trucks or vans.....                 | 101.9                | 3.3                          | -            | 2.3               | 4.3      | 16.7                      | 3.6      | 15.0          | 32.1               | 16.8                | 59.8                           | 25.0     | 11.8       |
| 2 cars.....   | 43.7                 | 1.9                          | -            | .7                | 1.1      | 3.1                       | 2.2      | 1.7           | 17.8               | 1.8                 | 19.2                           | 12.4     | 8.2        |
| 3 or more cars.....                                       | 6.3                  | .3                           | -            | .2                | .2       | .7                        | .2       | .2            | 2.0                | .1                  | 3.4                            | 1.4      | .9         |
| With cars, no trucks or vans.....                         | 134.2                | 4.9                          | -            | 2.7               | 4.7      | 19.7                      | 5.5      | 16.6          | 44.4               | 17.8                | 75.2                           | 34.2     | 17.3       |
| 1 truck or van with or without cars.....                  | 21.0                 | .6                           | -            | .1                | 1.1      | 1.0                       | .6       | .2            | 9.1                | 1.0                 | 9.0                            | 5.4      | 4.1        |
| 2 or more trucks or vans.....                             | 2.3                  | .1                           | -            | .1                | .4       | .3                        | .1       | .2            | .4                 | .3                  | .6                             | .7       | .6         |
| <b>Owner or Manager on Property</b>                       |                      |                              |              |                   |          |                           |          |               |                    |                     |                                |          |            |
| Rental, multiunit <sup>3</sup> .....                      | 177.3                | 6.3                          | -            | 6.0               | 9.0      | 33.4                      | 7.2      | 32.4          | 62.2               | 41.4                | 114.1                          | 40.5     | 17.2       |
| Owner or manager lives on property.....                   | 77.9                 | 4.1                          | -            | 2.2               | 2.5      | 11.2                      | 2.5      | 18.9          | 27.1               | 14.6                | 48.7                           | 19.3     | 7.5        |
| Neither owner nor manager lives on property.....          | 99.5                 | 2.2                          | -            | 3.8               | 6.5      | 22.1                      | 4.6      | 15.4          | 35.1               | 26.8                | 65.4                           | 21.2     | 9.8        |
| <b>Selected Deficiencies<sup>2</sup></b>                  |                      |                              |              |                   |          |                           |          |               |                    |                     |                                |          |            |
| Signs of rats in last 3 months.....                       | 6.3                  | -                            | -            | .8                | 1.7      | 3.9                       | .7       | .1            | 2.9                | 4.2                 | 6.0                            | -        | .2         |
| Holes in floors.....                                      | 2.5                  | -                            | -            | .7                | 1.2      | 1.2                       | -        | -             | 1.1                | 1.6                 | 1.9                            | .4       | .3         |
| Open cracks or holes (interior).....                      | 17.7                 | -                            | -            | 2.3               | 5.5      | 5.6                       | 1.0      | 1.2           | 5.2                | 6.9                 | 13.7                           | 2.0      | 1.7        |
| Broken plaster or peeling paint (interior).....           | 13.7                 | .2                           | -            | 2.2               | 4.6      | 3.3                       | .7       | .7            | 3.6                | 5.4                 | 10.9                           | 1.5      | 1.2        |
| No electrical wiring.....                                 | -                    | -                            | -            | -                 | -        | -                         | -        | -             | -                  | -                   | -                              | -        | -          |
| Exposed wiring.....                                       | 6.6                  | .1                           | -            | .7                | 1.3      | 1.5                       | 1.3      | .5            | 3.4                | 3.5                 | 4.6                            | .7       | 1.1        |
| Rooms without electric outlets.....                       | 7.8                  | .2                           | -            | .8                | 1.8      | 2.9                       | 1.0      | .4            | 4.3                | 3.3                 | 7.0                            | .4       | .2         |
| <b>Water Leakage During Last 12 Months</b>                |                      |                              |              |                   |          |                           |          |               |                    |                     |                                |          |            |
| No leakage from inside structure.....                     | 192.4                | 6.5                          | -            | 4.0               | 5.9      | 33.3                      | 6.6      | 32.7          | 61.2               | 37.3                | 107.8                          | 42.9     | 21.3       |
| With leakage from inside structure <sup>2</sup> .....     | 30.7                 | .5                           | -            | 2.4               | 4.8      | 6.0                       | 1.5      | 2.3           | 10.4               | 10.2                | 22.4                           | 4.8      | 2.8        |
| Fixtures backed up or overflowed.....                     | 9.7                  | .2                           | -            | .8                | 2.3      | 4.3                       | .3       | .5            | 3.3                | 4.3                 | 7.5                            | 1.1      | .9         |
| Pipes leaked.....   | 18.6                 | .3                           | -            | 1.7               | 2.4      | 3.7                       | .8       | 1.6           | 6.2                | 5.3                 | 13.8                           | 3.5      | 1.1        |
| Other or unknown (includes not reported).....             | 3.5                  | -                            | -            | .1                | .4       | .4                        | .4       | .2            | 1.2                | .9                  | 1.7                            | .6       | 1.0        |
| Interior leakage not reported.....                        | 1.4                  | -                            | -            | .1                | -        | .1                        | .3       | .3            | 1.3                | .1                  | 1.4                            | -        | -          |
| No leakage from outside structure.....                    | 182.9                | 6.5                          | -            | 4.9               | 5.4      | 35.4                      | 6.6      | 32.3          | 64.8               | 40.0                | 112.2                          | 42.3     | 20.2       |
| With leakage from outside structure <sup>2</sup> .....    | 30.0                 | .5                           | -            | 1.5               | 5.2      | 5.9                       | 1.6      | 2.8           | 7.0                | 7.6                 | 18.0                           | 5.2      | 3.8        |
| Roof.....   | 10.7                 | .2                           | -            | .9                | 2.4      | 3.0                       | .7       | 1.0           | 2.2                | 3.2                 | 7.5                            | 1.6      | 1.1        |
| Basement.....   | 13.7                 | .2                           | -            | .5                | 1.7      | 2.6                       | .8       | 1.2           | 3.2                | 3.3                 | 7.1                            | 2.8      | 1.9        |
| Walls, closed windows, or doors.....                      | 6.3                  | .3                           | -            | .5                | 1.6      | 1.1                       | .3       | .9            | 1.1                | 1.5                 | 4.1                            | .8       | .7         |
| Other or unknown (includes not reported).....             | 1.7                  | -                            | -            | -                 | .3       | -                         | -        | -             | .7                 | .5                  | 1.1                            | .2       | .4         |
| Exterior leakage not reported.....                        | 1.8                  | -                            | -            | .1                | .1       | .1                        | .1       | .1            | 1.1                | .1                  | 1.4                            | .1       | .1         |
| <b>Overall Opinion of Structure</b>                       |                      |                              |              |                   |          |                           |          |               |                    |                     |                                |          |            |
| 1 (worst).....  | 2.9                  | -                            | -            | .9                | .5       | 1.4                       | -        | -             | 1.5                | 1.7                 | 2.2                            | .2       | .5         |
| 2.....  | 1.4                  | -                            | -            | .2                | .2       | .7                        | -        | .1            | .5                 | .6                  | 1.0                            | .2       | .1         |
| 3.....  | 4.1                  | .1                           | -            | .6                | .9       | 1.6                       | .3       | .3            | 1.3                | 2.1                 | 3.1                            | .6       | .4         |
| 4.....  | 6.6                  | .2                           | -            | .2                | 1.4      | 1.7                       | .1       | .3            | 2.3                | 2.0                 | 5.0                            | .8       | .6         |
| 5.....  | 19.7                 | .3                           | -            | 1.2               | 2.3      | 5.0                       | 1.3      | 2.0           | 6.2                | 6.8                 | 12.7                           | 3.2      | 2.8        |
| 6.....  | 16.1                 | .3                           | -            | .5                | .2       | 3.3                       | .3       | .6            | 6.9                | 3.4                 | 9.8                            | 3.1      | 2.0        |
| 7.....  | 31.3                 | .6                           | -            | .6                | 1.9      | 6.7                       | 1.5      | 1.4           | 12.7               | 5.4                 | 20.6                           | 5.3      | 3.9        |
| 8.....  | 52.9                 | 1.2                          | -            | .6                | 1.7      | 9.0                       | 1.7      | 7.5           | 18.1               | 7.6                 | 31.0                           | 13.3     | 5.7        |
| 9.....  | 25.7                 | 1.2                          | -            | .5                | .5       | 2.9                       | .5       | 4.9           | 8.2                | 3.7                 | 15.6                           | 6.0      | 2.9        |
| 10 (best).....  | 52.7                 | 3.1                          | -            | .8                | 1.2      | 9.1                       | 2.3      | 17.7          | 14.9               | 14.0                | 30.1                           | 14.8     | 5.3        |
| Not reported.....   | 1.1                  | -                            | -            | .4                | -        | -                         | .2       | .5            | .3                 | .4                  | .4                             | .1       | -          |
| <b>Selected Physical Problems</b>                         |                      |                              |              |                   |          |                           |          |               |                    |                     |                                |          |            |
| Severe physical problems <sup>2</sup> .....               | 6.5                  | -                            | -            | 6.5               | -        | 1.7                       | .5       | .4            | 2.1                | 3.1                 | 5.0                            | 1.1      | .5         |
| Plumbing.....   | 3.4                  | -                            | -            | 3.4               | -        | .5                        | .1       | .4            | 1.3                | 1.3                 | 2.4                            | .7       | .2         |
| Heating.....  | 2.0                  | -                            | -            | 2.0               | -        | .5                        | .3       | -             | -                  | 1.0                 | 1.6                            | .3       | .1         |
| Electric.....   | .4                   | -                            | -            | .4                | -        | .1                        | .1       | -             | .2                 | .1                  | .2                             | -        | .1         |
| Upkeep.....   | .9                   | -                            | -            | .9                | -        | .7                        | -        | -             | .6                 | .8                  | .9                             | -        | -          |
| Hallways.....   | -                    | -                            | -            | -                 | -        | -                         | -        | -             | -                  | -                   | -                              | -        | -          |
| Moderate physical problems <sup>2</sup> .....             | 10.7                 | -                            | -            | -                 | 10.7     | 4.5                       | .4       | .4            | 3.4                | 4.9                 | 8.5                            | 1.1      | 1.0        |
| Plumbing.....   | 1.0                  | -                            | -            | -                 | 1.0      | .5                        | -        | -             | .1                 | .6                  | .7                             | -        | .2         |
| Heating.....  | .4                   | -                            | -            | -                 | .4       | -                         | -        | -             | .1                 | .3                  | .3                             | .1       | -          |
| Upkeep.....   | 6.5                  | -                            | -            | -                 | 6.5      | 2.6                       | .4       | .2            | 2.0                | 3.1                 | 5.0                            | .6       | .8         |
| Hallways.....   | .1                   | -                            | -            | -                 | .1       | .1                        | -        | -             | -                  | .1                  | .1                             | -        | -          |
| Kitchen.....  | 3.4                  | -                            | -            | -                 | 3.4      | 1.6                       | -        | -             | 1.6                | 1.6                 | 3.0                            | .4       | .1         |

<sup>1</sup>See back cover for details.

<sup>2</sup>Figures may not add to total because more than one category may apply to a unit.

<sup>3</sup>Two or more units of any tenure in the structure.

**Table 4-8. Neighborhood - Renter Occupied Units**

[Numbers in thousands. For meaning of symbols, see text.]

| Characteristics  | Total occupied units | Housing unit characteristics |              |                   |          | Household characteristics |          |               |                    |                     | Selected subareas <sup>1</sup> |          |            |
|--|----------------------|------------------------------|--------------|-------------------|----------|---------------------------|----------|---------------|--------------------|---------------------|--------------------------------|----------|------------|
|  |                      | New construction 4 yrs       | Mobile homes | Physical problems |          | Black                     | Hispanic | Elderly (65+) | Moved in past year | Below poverty level | Area one                       | Area two | Area three |
|  |                      |                              |              | Severe            | Moderate |                           |          |               |                    |                     |                                |          |            |
| <b>Total</b> .....   | 214.5                | 7.0                          | -            | 6.5               | 10.7     | 41.5                      | 8.4      | 35.2          | 72.9               | 47.7                | 131.6                          | 47.7     | 24.1       |
| <b>Overall Opinion of Neighborhood</b>                     |                      |                              |              |                   |          |                           |          |               |                    |                     |                                |          |            |
| 1 (worst).....   | 8.8                  | -                            | -            | 5                 | 1.1      | 3.4                       | .3       | .4            | 2.9                | 3.3                 | 5.7                            | .6       | .5         |
| 2.....   | 4.4                  | -                            | -            | 2                 | .8       | 2.7                       | .1       | .1            | 1.3                | 1.4                 | 4.0                            | .2       | -          |
| 3.....   | 6.2                  | .1                           | -            | 3                 | .2       | 2.1                       | .4       | .7            | 2.7                | 1.7                 | 5.7                            | .1       | .4         |
| 4.....   | 5.8                  | .2                           | -            | 2                 | .5       | .8                        | .5       | .2            | 2.3                | 1.6                 | 4.5                            | .5       | .7         |
| 5.....   | 23.1                 | .3                           | -            | 7                 | 2.4      | 6.1                       | .9       | 2.8           | 9.0                | 6.6                 | 18.8                           | 1.6      | 1.6        |
| 6.....   | 18.0                 | .8                           | -            | 7                 | 1.0      | 4.5                       | .8       | 1.9           | 6.4                | 4.7                 | 12.2                           | 3.4      | 2.0        |
| 7.....   | 27.2                 | .4                           | -            | 10                | 1.2      | 5.6                       | .8       | 2.0           | 10.9               | 5.7                 | 18.6                           | 5.3      | 2.4        |
| 8.....   | 41.9                 | .8                           | -            | 7                 | 1.7      | 5.4                       | 1.2      | 6.5           | 13.6               | 6.2                 | 23.5                           | 11.7     | 4.8        |
| 9.....   | 22.6                 | 1.2                          | -            | 8                 | .9       | 2.4                       | .5       | 3.4           | 7.8                | 3.3                 | 11.4                           | 7.3      | 2.4        |
| 10 (best).....   | 54.8                 | 3.3                          | -            | 12                | 1.1      | 8.1                       | 2.7      | 15.3          | 15.1               | 12.5                | 26.1                           | 15.8     | 9.1        |
| No neighborhood.....                                       | 1.1                  | -                            | -            | -                 | -        | -                         | -        | .5            | -                  | .1                  | .1                             | .5       | .2         |
| Not reported.....  | 2.5                  | .1                           | -            | 3                 | -        | .4                        | .2       | 1.3           | .8                 | .7                  | 1.0                            | .6       | .1         |
| <b>Neighborhood Conditions</b>                             |                      |                              |              |                   |          |                           |          |               |                    |                     |                                |          |            |
| With neighborhood.....                                     | 210.9                | 6.9                          | -            | 6.3               | 10.7     | 41.1                      | 8.1      | 33.4          | 72.0               | 46.9                | 130.5                          | 46.5     | 23.8       |
| No problems.....   | 118.5                | 4.6                          | -            | 3.4               | 4.1      | 20.9                      | 4.1      | 25.9          | 39.8               | 25.7                | 67.1                           | 31.0     | 14.6       |
| With problems <sup>2</sup> .....                           | 91.8                 | 2.2                          | -            | 2.9               | 6.6      | 19.9                      | 4.0      | 7.5           | 31.9               | 21.1                | 62.9                           | 15.4     | 9.2        |
| Crime.....   | 21.6                 | -                            | -            | .9                | 2.7      | 7.1                       | .6       | 1.0           | 6.6                | 7.0                 | 20.3                           | 1.0      | .2         |
| Noise.....   | 31.8                 | .9                           | -            | 1.1               | 2.6      | 8.4                       | 1.6      | 2.9           | 11.2               | 7.5                 | 22.0                           | 6.8      | 2.1        |
| Traffic.....   | 20.5                 | .9                           | -            | 1.1               | 1.2      | 3.0                       | 1.3      | 2.7           | 7.9                | 3.7                 | 12.4                           | 3.9      | 2.7        |
| Litter or housing deterioration.....                       | 8.5                  | -                            | -            | .7                | .7       | 4.5                       | .4       | .7            | 2.9                | 2.6                 | 6.6                            | .2       | .5         |
| Poor city or county services.....                          | 2.2                  | -                            | -            | -                 | -        | .8                        | .3       | .5            | .8                 | .4                  | 1.6                            | .5       | .2         |
| Undesirable commercial, institutional, industrial.....     | 6.8                  | .2                           | -            | -                 | .7       | .5                        | .3       | .6            | 2.0                | 1.1                 | 4.3                            | 1.4      | .6         |
| People.....  | 40.6                 | .3                           | -            | 1.8               | 4.0      | 12.9                      | 2.7      | 2.9           | 13.2               | 12.5                | 31.7                           | 4.3      | 3.4        |
| Other.....   | 10.8                 | .7                           | -            | .3                | .6       | 1.0                       | .4       | .7            | 3.3                | 1.6                 | 6.2                            | 1.7      | 2.3        |
| Type of problem not reported.....                          | .4                   | -                            | -            | -                 | -        | -                         | -        | -             | -                  | -                   | -                              | .4       | -          |
| Presence of problems not reported.....                     | .8                   | -                            | -            | -                 | -        | .3                        | -        | -             | .4                 | .1                  | .5                             | .1       | -          |
| <b>Description of Area Within 300 Feet<sup>2</sup></b>     |                      |                              |              |                   |          |                           |          |               |                    |                     |                                |          |            |
| Single-family detached houses.....                         | 127.3                | 2.7                          | -            | 3.1               | 7.1      | 26.1                      | 5.7      | 18.9          | 43.9               | 28.3                | 76.0                           | 28.0     | 16.1       |
| Only single-family detached.....                           | 7.2                  | .2                           | -            | .1                | .8       | 2.8                       | .1       | .5            | 1.8                | 1.3                 | 4.9                            | 1.0      | 1.0        |
| Single-family attached or 1 to 3 story multiunit.....      | 177.3                | 5.8                          | -            | 5.8               | 9.3      | 38.8                      | 7.3      | 27.7          | 61.7               | 43.0                | 117.9                          | 38.4     | 16.1       |
| 4 to 6 story multiunit.....                                | 25.5                 | .6                           | -            | 1.7               | 1.3      | 4.5                       | .6       | 5.3           | 10.1               | 6.6                 | 23.9                           | 1.1      | .8         |
| 7 stories or more multiunit.....                           | 9.9                  | -                            | -            | .7                | .5       | 1.5                       | .5       | 2.8           | 3.6                | 2.4                 | 9.1                            | .8       | -          |
| Mobile homes.....  | .7                   | -                            | -            | -                 | -        | -                         | -        | .1            | .1                 | -                   | .2                             | .5       | -          |
| Residential parking lots.....                              | 106.4                | 3.8                          | -            | 4.4               | 5.9      | 20.4                      | 5.4      | 18.1          | 39.0               | 23.9                | 70.9                           | 21.0     | 9.1        |
| Commercial, institutional, or industrial.....              | 56.9                 | 3.1                          | -            | 2.0               | 1.5      | 9.4                       | 1.5      | 11.1          | 20.2               | 9.7                 | 31.2                           | 16.8     | 8.6        |
| Body of water.....   | 7.0                  | .4                           | -            | .2                | .5       | .1                        | -        | 2.0           | 2.9                | .9                  | 2.7                            | 1.0      | 2.5        |
| Open space, park, woods, farm, or ranch.....               | 51.0                 | 4.5                          | -            | .8                | 1.6      | 6.1                       | 1.7      | 11.8          | 19.1               | 9.3                 | 25.2                           | 11.7     | 9.1        |
| 4+ lane highway, railroad, or airport.....                 | 29.2                 | 1.2                          | -            | .3                | .7       | 5.4                       | 1.2      | 5.7           | 9.1                | 5.5                 | 20.9                           | 5.4      | 2.4        |
| Other.....   | 12.6                 | .5                           | -            | .1                | .6       | 2.6                       | .4       | 3.0           | 3.9                | 2.3                 | 7.2                            | 2.3      | 2.4        |
| Not observed or not reported.....                          | 17.4                 | .5                           | -            | .3                | .9       | 3.1                       | .4       | 4.6           | 4.0                | 2.7                 | 9.9                            | 3.9      | 2.5        |
| <b>Age of Other Residential Buildings Within 300 Feet</b>  |                      |                              |              |                   |          |                           |          |               |                    |                     |                                |          |            |
| Older.....   | 16.0                 | 2.1                          | -            | -                 | .4       | 2.9                       | .2       | 5.5           | 5.6                | 3.6                 | 10.2                           | 2.6      | 1.6        |
| About the same.....  | 151.8                | 3.3                          | -            | 4.5               | 7.8      | 32.3                      | 7.1      | 20.2          | 52.8               | 36.3                | 98.5                           | 32.9     | 15.0       |
| Newer.....   | 4.6                  | -                            | -            | .2                | .2       | -                         | -        | .8            | 1.5                | .7                  | 1.3                            | 1.2      | 1.0        |
| Very mixed.....  | 32.2                 | .9                           | -            | 1.6               | 2.0      | 5.7                       | 1.0      | 4.9           | 11.3               | 6.1                 | 18.0                           | 7.3      | 5.6        |
| No other residential buildings.....                        | 4.2                  | .5                           | -            | .1                | .1       | -                         | -        | 1.3           | 1.5                | .4                  | .9                             | 1.1      | .8         |
| Not reported.....  | 5.8                  | .3                           | -            | .1                | .2       | .5                        | -        | 2.5           | .3                 | .6                  | 2.6                            | 2.7      | .1         |
| <b>Mobile Homes in Group</b>                               |                      |                              |              |                   |          |                           |          |               |                    |                     |                                |          |            |
| Mobile homes.....  | -                    | -                            | -            | -                 | -        | -                         | -        | -             | -                  | -                   | -                              | -        | -          |
| 1 to 6.....  | -                    | -                            | -            | -                 | -        | -                         | -        | -             | -                  | -                   | -                              | -        | -          |
| 7 to 20.....   | -                    | -                            | -            | -                 | -        | -                         | -        | -             | -                  | -                   | -                              | -        | -          |
| 21 or more.....  | -                    | -                            | -            | -                 | -        | -                         | -        | -             | -                  | -                   | -                              | -        | -          |
| <b>Other Buildings Vandalized or With Interior Exposed</b> |                      |                              |              |                   |          |                           |          |               |                    |                     |                                |          |            |
| None.....  | 200.7                | 6.9                          | -            | 5.8               | 9.5      | 37.9                      | 7.9      | 32.9          | 69.8               | 43.6                | 123.1                          | 44.8     | 23.2       |
| 1 building.....  | 3.6                  | -                            | -            | .2                | .5       | 2.0                       | .1       | -             | 1.5                | 2.0                 | 3.4                            | -        | .2         |
| More than 1 building.....                                  | 2.2                  | -                            | -            | .8                | .4       | 1.0                       | .4       | -             | .9                 | 1.5                 | 2.2                            | -        | -          |
| No buildings within 300 feet.....                          | 1.9                  | .1                           | -            | -                 | -        | -                         | -        | .7            | .6                 | .1                  | .7                             | .4       | .4         |
| Not reported.....  | 6.0                  | -                            | -            | .1                | .4       | .6                        | -        | 1.6           | .2                 | .5                  | 2.9                            | 2.1      | .2         |
| <b>Bars on Windows of Buildings</b>                        |                      |                              |              |                   |          |                           |          |               |                    |                     |                                |          |            |
| With other buildings within 300 feet.....                  | 206.5                | 6.9                          | -            | 6.4               | 10.4     | 40.9                      | 8.4      | 32.9          | 72.1               | 47.1                | 128.7                          | 44.8     | 23.5       |
| No bars on windows.....                                    | 200.5                | 6.9                          | -            | 6.0               | 10.0     | 38.7                      | 8.1      | 32.4          | 69.0               | 44.5                | 122.7                          | 44.8     | 23.5       |
| 1 building with bars.....                                  | 2.2                  | -                            | -            | .1                | -        | 1.5                       | .3       | .1            | 1.0                | .8                  | 2.2                            | -        | -          |
| 2 or more buildings with bars.....                         | 3.4                  | -                            | -            | .3                | .4       | 2.4                       | .4       | .4            | 1.8                | 1.8                 | 3.4                            | -        | -          |
| Not reported.....  | .5                   | -                            | -            | -                 | -        | .2                        | -        | -             | .3                 | .2                  | .5                             | -        | -          |
| <b>Condition of Streets</b>                                |                      |                              |              |                   |          |                           |          |               |                    |                     |                                |          |            |
| No repairs needed.....                                     | 188.2                | 6.7                          | -            | 5.6               | 8.7      | 38.0                      | 7.7      | 30.7          | 68.0               | 42.6                | 120.6                          | 39.0     | 20.1       |
| Minor repairs needed.....                                  | 13.6                 | .2                           | -            | .7                | 1.2      | 2.2                       | .6       | 1.4           | 3.6                | 3.8                 | 5.4                            | 3.8      | 2.6        |
| Major repairs needed.....                                  | 3.7                  | -                            | -            | .1                | .3       | -                         | -        | .6            | 1.5                | .8                  | 1.3                            | 1.2      | 1.0        |
| No streets within 300 feet.....                            | 3.2                  | .1                           | -            | -                 | .2       | .4                        | -        | .6            | 1.4                | .1                  | 1.1                            | 1.6      | .1         |
| Not reported.....  | 5.8                  | -                            | -            | .1                | .2       | .8                        | -        | 1.9           | .5                 | .6                  | 3.2                            | 2.0      | .1         |
| <b>Trash, Litter, or Junk on Streets or any Properties</b> |                      |                              |              |                   |          |                           |          |               |                    |                     |                                |          |            |
| None.....  | 165.1                | 7.0                          | -            | 3.8               | 6.2      | 23.6                      | 5.7      | 30.8          | 55.5               | 31.4                | 91.0                           | 42.2     | 21.8       |
| Minor accumulation.....                                    | 40.9                 | -                            | -            | 2.6               | 3.9      | 18.0                      | 2.4      | 2.7           | 15.6               | 14.3                | 34.8                           | 3.1      | 2.4        |
| Major accumulation.....                                    | 2.9                  | -                            | -            | .4                | .4       | 1.1                       | .2       | -             | 1.4                | 1.5                 | 2.7                            | .2       | -          |
| Not reported.....  | 5.6                  | -                            | -            | .1                | .2       | .8                        | -        | 1.7           | .4                 | .5                  | 3.1                            | 2.0      | .1         |

<sup>1</sup>See back cover for details.

<sup>2</sup>Figures may not add to total because more than one category may apply to a unit.

**Table 4-9. Household Composition - Renter Occupied Units**

[Numbers in thousands. For meaning of symbols, see text.]

| Characteristics                                      | Total occupied units | Housing unit characteristics |              |                   |          | Household characteristics |          |               |                    |                     | Selected subareas <sup>1</sup> |          |            |
|--|----------------------|------------------------------|--------------|-------------------|----------|---------------------------|----------|---------------|--------------------|---------------------|--------------------------------|----------|------------|
|  |                      | New construction 4 yrs       | Mobile homes | Physical problems |          | Black                     | Hispanic | Elderly (65+) | Moved in past year | Below poverty level | Area one                       | Area two | Area three |
|  |                      |                              |              | Severe            | Moderate |                           |          |               |                    |                     |                                |          |            |
| Population in housing units -----                    | 478.8                | 12.2                         | -            | 13.0              | 31.4     | 122.3                     | 27.3     | 46.6          | 166.5              | 135.4               | 308.2                          | 92.0     | 51.3       |
| Total -----  | 214.5                | 7.0                          | -            | 6.5               | 10.7     | 41.5                      | 8.4      | 35.2          | 72.9               | 47.7                | 131.6                          | 47.7     | 24.1       |
| <b>Persons</b>                                       |                      |                              |              |                   |          |                           |          |               |                    |                     |                                |          |            |
| 1 person -----                                       | 84.6                 | 3.1                          | -            | 3.7               | 3.7      | 9.5                       | 1.4      | 25.6          | 23.5               | 15.1                | 51.5                           | 20.7     | 8.7        |
| 2 persons -----                                      | 62.9                 | 2.8                          | -            | .9                | 1.5      | 9.7                       | 1.9      | 8.5           | 25.8               | 8.8                 | 33.8                           | 16.9     | 8.6        |
| 3 persons -----                                      | 27.1                 | .7                           | -            | .7                | 1.7      | 7.7                       | 1.4      | .7            | 11.0               | 7.1                 | 17.8                           | 4.9      | 3.4        |
| 4 persons -----                                      | 24.6                 | .3                           | -            | .9                | 1.8      | 8.2                       | 2.1      | .4            | 7.9                | 9.4                 | 17.0                           | 3.7      | 2.1        |
| 5 persons -----                                      | 8.5                  | -                            | -            | .3                | 1.2      | 3.3                       | .6       | .1            | 2.9                | 3.6                 | 5.7                            | .8       | 1.2        |
| 6 persons -----                                      | 3.7                  | -                            | -            | .1                | .5       | 1.6                       | .5       | -             | .4                 | 1.7                 | 2.8                            | .4       | -          |
| 7 persons or more -----                              | 3.1                  | -                            | -            | .1                | .5       | 1.5                       | .5       | -             | 1.3                | 2.0                 | 2.9                            | .1       | -          |
| Median -----   | 1.9                  | 1.6                          | -            | 1.6               | 2.6      | 2.7                       | 3.1      | 1.5           | 2.0                | 2.5                 | 1.9                            | 1.7      | 1.9        |
| <b>Number of Single Children Under 18 Years Old</b>  |                      |                              |              |                   |          |                           |          |               |                    |                     |                                |          |            |
| None -----   | 143.1                | 5.4                          | -            | 4.2               | 5.1      | 16.7                      | 3.5      | 34.0          | 46.9               | 19.5                | 83.7                           | 35.8     | 16.0       |
| 1 -----  | 28.9                 | 1.2                          | -            | .8                | .9       | 8.5                       | 1.5      | .7            | 10.7               | 6.3                 | 16.8                           | 6.7      | 4.5        |
| 2 -----  | 24.5                 | .4                           | -            | .7                | 1.8      | 7.3                       | 1.3      | .4            | 8.4                | 10.1                | 16.3                           | 3.8      | 2.8        |
| 3 -----  | 11.3                 | -                            | -            | .6                | 1.5      | 5.0                       | 1.2      | .1            | 4.9                | 7.4                 | 9.0                            | 1.1      | .7         |
| 4 -----  | 3.5                  | -                            | -            | .1                | .7       | 2.3                       | .4       | -             | 1.0                | 2.2                 | 2.9                            | .4       | -          |
| 5 -----  | 2.1                  | -                            | -            | -                 | .5       | 1.1                       | .2       | -             | .8                 | 1.4                 | 2.0                            | -        | .1         |
| 6 or more -----                                      | 1.1                  | -                            | -            | .1                | .1       | .6                        | .1       | -             | .2                 | .7                  | 1.0                            | .1       | -          |
| Median -----   | .5                   | .5                           | -            | .5                | .7       | 1.0                       | .9       | .5            | .5                 | 1.2                 | .5                             | .5       | .5         |
| <b>Persons 65 Years Old and Over</b>                 |                      |                              |              |                   |          |                           |          |               |                    |                     |                                |          |            |
| None -----   | 176.8                | 4.8                          | -            | 6.2               | 10.1     | 37.8                      | 8.1      | -             | 68.8               | 40.3                | 109.2                          | 38.1     | 19.9       |
| 1 person -----                                       | 32.0                 | 1.9                          | -            | .4                | .6       | 3.3                       | .3       | -             | 29.5               | 3.3                 | 19.3                           | 7.8      | 3.7        |
| 2 persons or more -----                              | 5.7                  | .3                           | -            | -                 | -        | .4                        | -        | -             | 5.7                | .7                  | 3.1                            | 1.8      | .6         |
| <b>Age of Householder</b>                            |                      |                              |              |                   |          |                           |          |               |                    |                     |                                |          |            |
| Under 25 years -----                                 | 26.8                 | 1.0                          | -            | .9                | 1.5      | 5.5                       | 1.7      | -             | 19.0               | 6.9                 | 18.6                           | 4.8      | 2.6        |
| 25 to 29 -----                                       | 41.0                 | 1.3                          | -            | 1.0               | 3.2      | 8.4                       | 2.0      | -             | 18.9               | 8.8                 | 24.8                           | 8.7      | 4.6        |
| 30 to 34 -----                                       | 36.8                 | .9                           | -            | 1.8               | 2.1      | 8.1                       | 1.2      | -             | 13.8               | 8.3                 | 22.6                           | 7.9      | 4.0        |
| 35 to 44 -----                                       | 35.9                 | .8                           | -            | 1.3               | 2.0      | 9.2                       | 2.0      | -             | 9.1                | 9.5                 | 21.9                           | 7.6      | 5.2        |
| 45 to 54 -----                                       | 17.4                 | .3                           | -            | .6                | .9       | 4.2                       | .9       | -             | 4.3                | 3.1                 | 10.5                           | 4.1      | 2.1        |
| 55 to 64 -----                                       | 21.4                 | .6                           | -            | .5                | .7       | 3.3                       | .2       | -             | 3.9                | 4.5                 | 12.8                           | 5.3      | 1.5        |
| 65 to 74 -----                                       | 13.9                 | .6                           | -            | .1                | -        | 1.8                       | .3       | 13.9          | 1.8                | 2.5                 | 9.1                            | 3.0      | 1.4        |
| 75 years and over -----                              | 21.3                 | 1.7                          | -            | .2                | .4       | 1.0                       | -        | 21.3          | 2.1                | 4.1                 | 11.3                           | 6.2      | 2.7        |
| Median -----   | 36                   | 39                           | -            | 34                | 32       | 34                        | 32       | 75+           | 30                 | 35                  | 35                             | 38       | 37         |
| <b>Household Composition by Age of Householder</b>   |                      |                              |              |                   |          |                           |          |               |                    |                     |                                |          |            |
| 2-or-more person households -----                    | 129.9                | 3.9                          | -            | 2.8               | 7.0      | 31.9                      | 7.0      | 9.6           | 49.4               | 32.6                | 80.1                           | 26.9     | 15.4       |
| Married-couple families, no nonrelatives -----       | 58.7                 | 2.5                          | -            | .9                | 1.9      | 7.2                       | 3.3      | 6.1           | 19.8               | 6.5                 | 30.2                           | 15.5     | 7.9        |
| Under 25 years -----                                 | 5.3                  | .6                           | -            | .2                | -        | .5                        | .5       | -             | 3.6                | .6                  | 2.7                            | 1.2      | 1.2        |
| 25 to 29 years -----                                 | 14.4                 | 1.0                          | -            | .4                | .6       | 2.3                       | .8       | -             | 6.5                | 1.1                 | 7.1                            | 4.1      | 1.8        |
| 30 to 34 years -----                                 | 11.8                 | .1                           | -            | -                 | .5       | 1.5                       | .3       | -             | 3.6                | 1.2                 | 6.0                            | 2.8      | 1.0        |
| 35 to 44 years -----                                 | 10.0                 | .1                           | -            | .3                | .6       | 1.7                       | 1.1      | -             | 2.9                | 1.6                 | 5.6                            | 2.7      | 1.0        |
| 45 to 64 years -----                                 | 11.3                 | .3                           | -            | -                 | 1.0      | 1.0                       | .5       | -             | 2.8                | 1.2                 | 5.6                            | 2.7      | 1.2        |
| 65 years and over -----                              | 6.1                  | .3                           | -            | -                 | 1.0      | .2                        | -        | 6.1           | .5                 | .8                  | 3.1                            | 1.8      | .7         |
| Other male householder -----                         | 17.8                 | .2                           | -            | .2                | 2.5      | 1.2                       | .6       | -             | 8.8                | 1.3                 | 9.4                            | 4.3      | 2.7        |
| Under 45 years -----                                 | 13.9                 | -                            | -            | .1                | .7       | 1.8                       | 1.0      | -             | 7.7                | 1.1                 | 7.4                            | 3.1      | 2.4        |
| 45 to 64 years -----                                 | 3.1                  | .2                           | -            | .1                | .2       | .8                        | -        | -             | 1.2                | .1                  | 1.6                            | 1.1      | .2         |
| 65 years and over -----                              | .8                   | -                            | -            | -                 | -        | -                         | -        | .6            | -                  | -                   | .4                             | .1       | .1         |
| Other female householder -----                       | 53.7                 | 1.2                          | -            | 1.7               | 4.2      | 22.2                      | 2.4      | 2.9           | 20.7               | 24.8                | 40.5                           | 7.2      | 4.8        |
| Under 45 years -----                                 | 44.5                 | 1.2                          | -            | 1.7               | 4.2      | 18.3                      | 2.4      | -             | 19.7               | 22.5                | 34.2                           | 5.3      | 3.9        |
| 45 to 64 years -----                                 | 6.3                  | -                            | -            | -                 | -        | 2.8                       | -        | -             | .5                 | 1.7                 | 4.7                            | .9       | .6         |
| 65 years and over -----                              | 2.9                  | -                            | -            | -                 | -        | 1.1                       | -        | 2.9           | .5                 | .7                  | 1.6                            | 1.0      | .3         |
| 1-person households -----                            | 84.6                 | 3.1                          | -            | 3.7               | 3.7      | 9.5                       | 1.4      | 25.6          | 23.5               | 15.1                | 51.5                           | 20.7     | 8.7        |
| Male householder -----                               | 33.3                 | .9                           | -            | 2.8               | 1.8      | 4.0                       | .8       | 3.5           | 11.2               | 4.3                 | 20.3                           | 8.1      | 3.2        |
| Under 45 years -----                                 | 22.9                 | .3                           | -            | 1.9               | 1.7      | 2.7                       | .7       | -             | 8.8                | 2.7                 | 13.1                           | 6.0      | 2.5        |
| 45 to 64 years -----                                 | 6.9                  | .3                           | -            | .6                | .7       | 1.1                       | .1       | -             | 1.6                | 1.1                 | 4.7                            | 1.5      | .7         |
| 65 years and over -----                              | 3.5                  | .3                           | -            | .3                | .3       | 1.1                       | .1       | -             | .8                 | .5                  | 2.4                            | .6       | .5         |
| Female householder -----                             | 51.3                 | 2.2                          | -            | .9                | 1.9      | 5.6                       | .6       | 22.1          | 12.3               | 10.8                | 31.2                           | 12.6     | 5.6        |
| Under 45 years -----                                 | 17.9                 | .5                           | -            | .5                | .9       | 2.5                       | .1       | -             | 6.0                | 2.6                 | 11.7                           | 3.8      | 1.5        |
| 45 to 64 years -----                                 | 11.3                 | .1                           | -            | .4                | .6       | 1.9                       | .4       | -             | 2.2                | 3.6                 | 6.8                            | 3.3      | 1.0        |
| 65 years and over -----                              | 22.1                 | 1.7                          | -            | .1                | .4       | 1.2                       | -        | 22.1          | 2.1                | 4.6                 | 12.8                           | 5.6      | 3.1        |
| <b>Adults and Single Children Under 18 Years Old</b> |                      |                              |              |                   |          |                           |          |               |                    |                     |                                |          |            |
| Total households with children -----                 | 71.5                 | 1.6                          | -            | 2.3               | 5.6      | 24.8                      | 4.8      | 1.2           | 25.9               | 29.2                | 47.9                           | 11.9     | 8.1        |
| Married couples -----                                | 30.5                 | .9                           | -            | .7                | 1.5      | 5.7                       | 2.8      | .1            | 10.2               | 4.6                 | 17.4                           | 6.6      | 4.0        |
| One child under 6 only -----                         | 7.1                  | .6                           | -            | .3                | .4       | .8                        | .6       | -             | 2.7                | .2                  | 3.8                            | 2.0      | 1.2        |
| One under 6, one or more 6 to 17 -----               | 6.2                  | .2                           | -            | .4                | .4       | 1.2                       | .4       | -             | 1.9                | 1.4                 | 3.9                            | .9       | .6         |
| Two or more under 6 only -----                       | 4.0                  | -                            | -            | .1                | .4       | .5                        | .4       | -             | 1.7                | .8                  | 2.3                            | .3       | .7         |
| Two or more under 6, one or more 6 to 17 -----       | 1.8                  | -                            | -            | .1                | .4       | .4                        | .4       | -             | .6                 | .7                  | 1.0                            | .6       | .1         |
| One or more 6 to 17 only -----                       | 11.3                 | .1                           | -            | .4                | .4       | 2.7                       | 1.1      | .1            | 3.3                | 1.4                 | 6.4                            | 2.7      | 1.4        |
| Other households with two or more adults -----       | 11.8                 | -                            | -            | .1                | 1.1      | 5.4                       | .8       | .6            | 3.2                | 4.7                 | 8.5                            | 1.4      | 1.8        |
| One child under 6 only -----                         | 2.6                  | -                            | -            | -                 | -        | .8                        | .2       | .1            | 1.3                | -                   | 1.5                            | .2       | .7         |
| One under 6, one or more 6 to 17 -----               | 2.1                  | -                            | -            | -                 | .4       | .7                        | .2       | .1            | .6                 | 1.4                 | 1.4                            | .4       | .4         |
| Two or more under 6 only -----                       | 1.0                  | -                            | -            | -                 | .3       | .7                        | -        | .1            | .2                 | .5                  | .9                             | -        | .1         |
| Two or more under 6, one or more 6 to 17 -----       | .6                   | -                            | -            | -                 | -        | .1                        | .1       | -             | .3                 | .4                  | .6                             | -        | -          |
| One or more 6 to 17 only -----                       | 5.5                  | -                            | -            | .1                | .4       | 3.1                       | .2       | .2            | .8                 | 2.4                 | 4.1                            | .8       | .6         |
| Households with one adult or none -----              | 29.2                 | .8                           | -            | 1.6               | 3.0      | 13.7                      | 1.2      | .5            | 12.6               | 18.9                | 22.0                           | 3.9      | 2.4        |
| One child under 6 only -----                         | 4.3                  | .2                           | -            | .2                | .2       | 1.5                       | .1       | .1            | 2.3                | 2.9                 | 3.0                            | .6       | .6         |
| One under 6, one or more 6 to 17 -----               | 5.4                  | -                            | -            | .8                | .8       | 3.2                       | .2       | -             | 2.3                | 4.6                 | 4.7                            | .5       | .1         |
| Two or more under 6 only -----                       | 3.5                  | -                            | -            | .5                | .6       | 2.0                       | .2       | -             | 1.8                | 3.0                 | 3.0                            | .2       | -          |
| Two or more under 6, one or more 6 to 17 -----       | 2.3                  | -                            | -            | .2                | .6       | 1.5                       | .3       | -             | 1.1                | 2.1                 | 2.3                            | -        | -          |
| One or more 6 to 17 only -----                       | 13.8                 | .6                           | -            | .6                | .7       | 5.5                       | .4       | .4            | 5.0                | 6.3                 | 9.0                            | 2.7      | 1.7        |
| Total households with no children -----              | 143.1                | 5.4                          | -            | 4.2               | 5.1      | 16.7                      | 3.5      | 34.0          | 46.9               | 19.5                | 83.7                           | 35.8     | 16.0       |
| Married couples -----                                | 28.6                 | 1.6                          | -            | .2                | .4       | 1.5                       | .5       | 6.0           | 9.9                | 1.9                 | 13.2                           | 8.9      | 3.9        |
| Other households with two or more adults -----       | 29.9                 | .6                           | -            | .2                | 1.1      | 5.7                       | 1.7      | 2.4           | 13.6               | 2.6                 | 19.0                           | 6.1      | 3.3        |
| Households with one adult -----                      | 84.6                 | 3.1                          | -            | 3.7               | 3.7      | 9.5                       | 1.4      | 25.6          | 23.5               | 15.1                | 51.5                           | 20.7     | 8.7        |



**Table 4-9. Household Composition - Renter Occupied Units—Con.**

[Numbers in thousands. For meaning of symbols, see text.]

| Characteristics  | Total occupied units | Housing unit characteristics |              |                   |          | Household characteristics |          |               |                    |                     | Selected subareas <sup>1</sup> |          |            |
|--|----------------------|------------------------------|--------------|-------------------|----------|---------------------------|----------|---------------|--------------------|---------------------|--------------------------------|----------|------------|
|  |                      | New construction 4 yrs       | Mobile homes | Physical problems |          | Black                     | Hispanic | Elderly (65+) | Moved in past year | Below poverty level | Area one                       | Area two | Area three |
|  |                      |                              |              | Severe            | Moderate |                           |          |               |                    |                     |                                |          |            |
| <b>Own Never Married Children Under 18 Years Old</b>     |                      |                              |              |                   |          |                           |          |               |                    |                     |                                |          |            |
| No own children under 18 years                           | 148.0                | 5.4                          | --           | 4.2               | 5.4      | 18.9                      | 3.8      | 35.0          | 48.1               | 20.9                | 87.0                           | 36.4     | 16.7       |
| With own children under 18 years                         | 66.6                 | 1.6                          | --           | 2.3               | 5.3      | 22.5                      | 4.6      | .2            | 24.8               | 26.8                | 44.6                           | 11.3     | 7.5        |
| Under 6 years only                                       | 20.7                 | .7                           | --           | 1.2               | 1.8      | 5.2                       | 1.6      | --            | 10.0               | 7.4                 | 13.1                           | 3.2      | 3.1        |
| 1  | 12.8                 | .7                           | --           | .6                | .5       | 2.6                       | 1.0      | --            | 6.1                | 3.3                 | 7.6                            | 2.7      | 2.3        |
| 2  | 6.1                  | --                           | --           | .3                | .9       | 1.8                       | .4       | --            | 2.9                | 2.8                 | 4.1                            | .3       | .8         |
| 3 or more  | 1.8                  | --                           | --           | .3                | .2       | .9                        | .2       | --            | 1.0                | 1.3                 | 1.4                            | .2       | --         |
| 6 to 17 years only                                       | 29.8                 | .7                           | --           | .8                | 1.8      | 11.4                      | 1.8      | .2            | 8.9                | 10.5                | 19.4                           | 6.0      | 3.4        |
| 1  | 14.0                 | .5                           | --           | .2                | .3       | 5.1                       | .4       | --            | 4.4                | 3.5                 | 8.1                            | 3.8      | 1.9        |
| 2  | 10.0                 | .3                           | --           | .3                | .6       | 3.5                       | .5       | .1            | 3.3                | 3.3                 | 6.8                            | 1.7      | 1.3        |
| 3 or more  | 5.7                  | --                           | --           | .3                | .9       | 2.8                       | .8       | .1            | 1.2                | 3.7                 | 4.6                            | .5       | .2         |
| Both age groups  | 16.0                 | .2                           | --           | .3                | 1.8      | 5.9                       | 1.2      | --            | 6.0                | 8.9                 | 12.1                           | 2.0      | .9         |
| 2  | 6.6                  | --                           | --           | .4                | .4       | 1.2                       | .4       | --            | 1.7                | 2.9                 | 4.2                            | 1.2      | .6         |
| 3 or more  | 9.4                  | --                           | --           | .3                | 1.5      | 4.7                       | .9       | --            | 4.3                | 6.0                 | 7.9                            | .8       | .4         |
| <b>Persons Other Than Spouse or Children<sup>2</sup></b> |                      |                              |              |                   |          |                           |          |               |                    |                     |                                |          |            |
| With other relatives                                     | 26.9                 | --                           | --           | .2                | 1.2      | 11.0                      | 2.1      | 2.9           | 5.6                | 6.8                 | 19.0                           | 3.6      | 2.6        |
| Single adult offspring 18 to 29                          | 15.1                 | --                           | --           | .2                | .7       | 6.5                       | .9       | .5            | 2.6                | 4.2                 | 10.2                           | 2.2      | 1.8        |
| Single adult offspring 30 years of age or over           | 2.3                  | --                           | --           | --                | --       | .8                        | --       | 1.0           | .2                 | .3                  | 1.9                            | .4       | .1         |
| Households with three generations                        | 4.3                  | --                           | --           | --                | .6       | 2.0                       | .3       | .4            | .5                 | 1.7                 | 3.0                            | .4       | .4         |
| Households with 1 subfamily                              | 4.0                  | --                           | --           | --                | .4       | 1.8                       | .3       | .5            | .5                 | 1.6                 | 2.4                            | .6       | .4         |
| Subfamily householder age under 30                       | 3.2                  | --                           | --           | --                | .4       | 1.5                       | .3       | .2            | .3                 | 1.4                 | 2.0                            | .2       | .3         |
| 30 to 64   | .8                   | --                           | --           | --                | --       | .1                        | --       | .2            | .2                 | .1                  | .4                             | .4       | .1         |
| 65 and over  | --                   | --                           | --           | --                | --       | --                        | --       | --            | --                 | --                  | --                             | --       | --         |
| Households with 2 or more subfamilies                    | --                   | --                           | --           | --                | --       | --                        | --       | --            | --                 | --                  | --                             | --       | --         |
| Households with other types of relatives                 | 9.5                  | --                           | --           | --                | .5       | 4.4                       | 1.2      | 1.3           | 2.7                | 2.8                 | 7.5                            | 1.0      | .6         |
| With non-relatives                                       | 24.4                 | .6                           | --           | .1                | 1.3      | 3.0                       | 1.1      | .7            | 13.8               | 2.4                 | 14.8                           | 5.1      | 3.3        |
| Co-owners or co-renters                                  | 19.0                 | .3                           | --           | --                | .9       | 2.1                       | .7       | .5            | 11.6               | 2.1                 | 12.3                           | 3.5      | 2.3        |
| Lodgers  | 2.2                  | .3                           | --           | --                | .1       | --                        | --       | .1            | 1.1                | --                  | .6                             | .6       | .8         |
| Unrelated children, under 18 years old                   | 2.2                  | --                           | --           | --                | .4       | .6                        | .2       | --            | 1.1                | .5                  | 1.6                            | .1       | .5         |
| Other non-relatives                                      | 3.4                  | --                           | --           | .1                | .2       | .8                        | .3       | .1            | 1.2                | .3                  | 2.0                            | 1.1      | .2         |
| One or more secondary families                           | 2.1                  | --                           | --           | --                | .4       | .5                        | .2       | --            | 1.1                | .4                  | 1.5                            | .1       | .5         |
| 2-person households, none related to each other          | 16.6                 | .6                           | --           | .1                | .3       | 1.6                       | .5       | .7            | 9.9                | 1.1                 | 9.3                            | 3.8      | 2.4        |
| 3-8 person households, none related to each other        | 2.4                  | --                           | --           | --                | .4       | .1                        | .2       | --            | 1.4                | .4                  | 2.0                            | .4       | --         |
| <b>Years of School Completed by Householder</b>          |                      |                              |              |                   |          |                           |          |               |                    |                     |                                |          |            |
| No school years completed                                | 1.2                  | --                           | --           | --                | --       | --                        | .4       | .5            | .3                 | .5                  | .7                             | .4       | .1         |
| Elementary:  |                      |                              |              |                   |          |                           |          |               |                    |                     |                                |          |            |
| less than 8 years  | 6.5                  | .1                           | --           | .4                | .5       | 2.4                       | .7       | 2.8           | 1.3                | 2.6                 | 5.6                            | .2       | .5         |
| 8 years  | 9.6                  | .2                           | --           | .2                | .2       | 1.4                       | .1       | 6.8           | 1.5                | 2.1                 | 5.6                            | 2.2      | 1.3        |
| High School:   |                      |                              |              |                   |          |                           |          |               |                    |                     |                                |          |            |
| 1 to 3 years   | 29.9                 | .9                           | --           | 1.5               | 2.0      | 8.0                       | 2.0      | 7.1           | 8.1                | 11.9                | 22.2                           | 5.2      | 1.5        |
| 4 years  | 82.1                 | 2.5                          | --           | 2.1               | 3.8      | 18.0                      | 3.3      | 10.6          | 26.8               | 18.6                | 47.1                           | 19.4     | 10.2       |
| College:   |                      |                              |              |                   |          |                           |          |               |                    |                     |                                |          |            |
| 1 to 3 years   | 45.8                 | 1.2                          | --           | .9                | 2.6      | 9.4                       | 1.4      | 4.9           | 16.9               | 8.6                 | 30.0                           | 9.7      | 4.6        |
| 4 years or more  | 39.4                 | 2.1                          | --           | 1.3               | 1.8      | 2.4                       | .5       | 2.5           | 16.0               | 3.4                 | 20.5                           | 10.6     | 5.9        |
| Median   | 12.7                 | 12.9                         | --           | 12.5              | 12.7     | 12.5                      | 12.3     | 12.0          | 12.9               | 12.4                | 12.7                           | 12.8     | 12.8       |
| <b>Year Householder Moved Into Unit</b>                  |                      |                              |              |                   |          |                           |          |               |                    |                     |                                |          |            |
| 1990 to 1994   | --                   | --                           | --           | --                | --       | --                        | --       | --            | --                 | --                  | --                             | --       | --         |
| 1985 to 1989   | 140.5                | 7.0                          | --           | 5.0               | 6.7      | 28.2                      | 7.1      | 11.5          | 72.9               | 33.3                | 84.8                           | 31.3     | 17.5       |
| 1980 to 1984   | 41.9                 | --                           | --           | 1.0               | 2.8      | 8.9                       | 1.2      | 9.0           | --                 | 8.1                 | 26.7                           | 8.5      | 4.5        |
| 1975 to 1979   | 17.1                 | --                           | --           | .1                | .7       | 2.5                       | --       | 8.8           | --                 | 3.7                 | 11.3                           | 4.2      | .7         |
| 1970 to 1974   | 7.4                  | --                           | --           | --                | .5       | 1.0                       | --       | 3.3           | --                 | 1.6                 | 4.6                            | 1.6      | .7         |
| 1960 to 1969   | 6.0                  | --                           | --           | .2                | --       | .9                        | .1       | 3.5           | --                 | .4                  | 3.6                            | 1.8      | .4         |
| 1950 to 1959   | 1.0                  | --                           | --           | --                | --       | --                        | --       | .5            | --                 | .4                  | .5                             | .4       | .1         |
| 1940 to 1949   | .2                   | --                           | --           | --                | --       | --                        | --       | .2            | --                 | --                  | --                             | --       | --         |
| 1939 or earlier  | .4                   | --                           | --           | --                | --       | --                        | --       | .4            | --                 | --                  | --                             | --       | --         |
| Median   | 1985+                | 1985+                        | --           | 1985+             | 1985+    | 1985+                     | 1985+    | 1982          | --                 | 1985+               | 1985+                          | 1985+    | 1985+      |
| <b>Household Moves and Formation in Last Year</b>        |                      |                              |              |                   |          |                           |          |               |                    |                     |                                |          |            |
| Total with a move in last year                           | 80.4                 | 4.3                          | --           | 2.2               | 3.9      | 17.2                      | 4.3      | 4.6           | 72.9               | 19.6                | 49.7                           | 17.1     | 10.2       |
| Household all moved here from one unit                   | 57.6                 | 3.4                          | --           | 2.1               | 2.9      | 12.7                      | 3.0      | 3.5           | 57.6               | 16.2                | 35.8                           | 12.5     | 7.6        |
| Householder of previous unit did not move here           | 12.0                 | .6                           | --           | .8                | .3       | 3.1                       | .6       | .6            | 12.0               | 4.2                 | 8.8                            | 1.5      | 1.0        |
| Householder of previous unit moved here                  | 44.9                 | 2.8                          | --           | 1.3               | 2.7      | 9.5                       | 2.3      | 2.7           | 44.9               | 11.9                | 26.5                           | 11.0     | 6.5        |
| Householder of previous unit not reported                | .7                   | --                           | --           | --                | --       | .1                        | .1       | .1            | .7                 | .1                  | .5                             | --       | .1         |
| Household moved here from two or more units              | 11.7                 | .4                           | --           | --                | .2       | 1.0                       | .4       | .2            | 11.7               | .8                  | 6.8                            | 2.4      | 1.6        |
| No previous householder moved here                       | 4.1                  | .3                           | --           | --                | --       | .7                        | .1       | .1            | 4.1                | .3                  | 2.8                            | .8       | .2         |
| 1 previous householder moved here                        | 3.0                  | .1                           | --           | --                | .1       | .1                        | --       | --            | 3.0                | .1                  | 1.3                            | .8       | .2         |
| 2 or more previous householders moved here               | 4.5                  | --                           | --           | --                | .1       | .3                        | .2       | .1            | 4.5                | .4                  | 2.7                            | .7       | 1.1        |
| Previous householder(s) not reported                     | .1                   | --                           | --           | --                | --       | --                        | --       | --            | .1                 | --                  | --                             | --       | --         |
| Some already here, rest moved in                         | 11.0                 | .4                           | --           | .1                | .8       | 3.4                       | 1.0      | .9            | 3.5                | 2.6                 | 7.1                            | 2.2      | 1.0        |
| No previous householder moved here                       | 4.0                  | .4                           | --           | --                | .4       | 1.3                       | .1       | .1            | .8                 | .4                  | 2.1                            | 1.1      | .3         |
| 1 or more previous householders moved here               | 6.0                  | --                           | --           | .1                | .4       | 1.8                       | .7       | .6            | 2.6                | 1.8                 | 4.2                            | .8       | .7         |
| Previous householder(s) not reported                     | 1.1                  | --                           | --           | --                | --       | .4                        | .1       | .2            | .1                 | --                  | .8                             | .3       | --         |
| Number of previous units not reported                    | --                   | --                           | --           | --                | --       | --                        | --       | --            | --                 | --                  | --                             | --       | --         |

<sup>1</sup>See back cover for details.

<sup>2</sup>Figures may not add to total because more than one category may apply.

**Table 4-10. Previous Unit of Recent Movers - Renter Occupied Units**

[Numbers in thousands. For meaning of symbols, see text.]

| Characteristics  | Total occupied units | Housing unit characteristics |              |                   |           | Household characteristics |          |               |                    |                     | Selected subareas <sup>1</sup> |          |            |
|--|----------------------|------------------------------|--------------|-------------------|-----------|---------------------------|----------|---------------|--------------------|---------------------|--------------------------------|----------|------------|
|  |                      | New construction 4 yrs       | Mobile homes | Physical problems |           | Black                     | Hispanic | Elderly (65+) | Moved in past year | Below poverty level | Area one                       | Area two | Area three |
|  |                      |                              |              | Severe            | Mod-erate |                           |          |               |                    |                     |                                |          |            |
| <b>UNITS WHERE HOUSEHOLDER MOVED DURING PAST YEAR</b>          |                      |                              |              |                   |           |                           |          |               |                    |                     |                                |          |            |
| Total.....   | 72.9                 | 4.0                          | -            | 2.1               | 3.4       | 14.9                      | 3.8      | 3.9           | 72.9               | 18.1                | 45.4                           | 15.2     | 9.6        |
| <b>Location of Previous Unit</b>                               |                      |                              |              |                   |           |                           |          |               |                    |                     |                                |          |            |
| Inside same (P)MSA.....  | 57.4                 | 3.1                          | -            | 1.9               | 1.9       | 11.7                      | 3.2      | 3.3           | 57.4               | 13.7                | 36.7                           | 11.4     | 7.1        |
| In central city(s).....  | 37.3                 | .6                           | -            | 1.5               | 1.7       | 11.5                      | 2.4      | 1.8           | 37.3               | 11.9                | 32.6                           | 3.0      | 1.3        |
| Not in central city(s).....                                    | 20.1                 | 2.5                          | -            | .4                | .2        | .2                        | .8       | 1.7           | 20.1               | 1.8                 | 4.1                            | 8.5      | 5.9        |
| Inside different (P)MSA in same state.....                     | 2.7                  | .1                           | -            | -                 | -         | -                         | -        | -             | 2.7                | .4                  | 1.2                            | .8       | .5         |
| In central city(s).....  | 1.6                  | .1                           | -            | -                 | -         | -                         | -        | -             | 1.6                | .2                  | .8                             | .4       | .4         |
| Not in central city(s).....                                    | 1.1                  | -                            | -            | -                 | -         | -                         | -        | -             | 1.1                | .1                  | .4                             | .4       | .1         |
| Inside different (P)MSA in different state.....                | 9.1                  | .6                           | -            | .1                | 1.5       | 3.0                       | .4       | .5            | 9.1                | 3.1                 | 5.6                            | 2.4      | 1.1        |
| In central city(s).....  | 5.3                  | .3                           | -            | -                 | 1.3       | 2.2                       | .4       | .4            | 5.3                | 2.2                 | 4.0                            | .9       | .4         |
| Not in central city(s).....                                    | 3.7                  | .3                           | -            | .1                | .1        | .8                        | -        | .1            | 3.7                | .8                  | 1.6                            | 1.5      | .7         |
| Outside any metropolitan area.....                             | 3.1                  | .2                           | -            | -                 | -         | -                         | -        | -             | 3.1                | .3                  | 1.3                            | .6       | .8         |
| Same state.....  | 2.2                  | -                            | -            | -                 | -         | -                         | -        | -             | 2.2                | .6                  | .6                             | .6       | .7         |
| Different state.....   | .8                   | .2                           | -            | -                 | -         | -                         | -        | -             | .8                 | .3                  | .7                             | -        | .1         |
| Different nation.....  | .6                   | -                            | -            | .1                | -         | .2                        | .2       | .1            | .6                 | .6                  | .6                             | -        | -          |
| <b>Structure Type of Previous Residence</b>                    |                      |                              |              |                   |           |                           |          |               |                    |                     |                                |          |            |
| Moved from within United States.....                           | 72.2                 | 4.0                          | -            | 2.0               | 3.4       | 14.7                      | 3.6      | 3.8           | 72.2               | 17.4                | 44.8                           | 15.2     | 9.6        |
| House.....   | 33.5                 | 1.8                          | -            | 1.1               | 1.7       | 7.5                       | 1.4      | 1.6           | 33.5               | 7.9                 | 20.4                           | 6.6      | 4.9        |
| Apartment.....   | 36.5                 | 2.1                          | -            | .8                | 1.8       | 7.2                       | 1.9      | 1.8           | 36.5               | 8.9                 | 23.1                           | 8.0      | 4.2        |
| Mobile home.....   | .4                   | -                            | -            | -                 | -         | -                         | .2       | .1            | .4                 | -                   | -                              | .1       | .3         |
| Other.....   | 1.9                  | .1                           | -            | .1                | -         | -                         | .1       | .3            | 1.9                | .8                  | 1.3                            | .4       | .1         |
| <b>Tenure of Previous Residence</b>                            |                      |                              |              |                   |           |                           |          |               |                    |                     |                                |          |            |
| House, apt., mobile home in United States.....                 | 70.4                 | 3.9                          | -            | 1.9               | 3.4       | 14.7                      | 3.5      | 3.5           | 70.4               | 16.8                | 43.5                           | 14.8     | 9.5        |
| Owner occupied.....  | 18.0                 | 1.8                          | -            | .2                | .7        | 2.8                       | -        | 1.8           | 18.0               | 3.0                 | 8.1                            | 4.8      | 2.7        |
| Renter occupied.....   | 52.4                 | 2.1                          | -            | 1.6               | 2.8       | 12.0                      | 3.5      | 1.9           | 52.4               | 13.8                | 34.4                           | 9.9      | 6.8        |
| <b>Persons - Previous Residence</b>                            |                      |                              |              |                   |           |                           |          |               |                    |                     |                                |          |            |
| House, apt., mobile home in United States.....                 | 70.4                 | 3.9                          | -            | 1.9               | 3.4       | 14.7                      | 3.5      | 3.5           | 70.4               | 16.8                | 43.5                           | 14.8     | 9.5        |
| 1 person.....  | 12.0                 | 1.0                          | -            | .4                | .4        | 1.4                       | .2       | 1.9           | 12.0               | 1.9                 | 6.8                            | 3.0      | 1.5        |
| 2 persons.....   | 20.6                 | 1.5                          | -            | .8                | .8        | 2.8                       | .9       | 1.0           | 20.6               | 3.6                 | 11.5                           | 5.0      | 3.8        |
| 3 persons.....   | 14.8                 | .7                           | -            | .1                | .9        | 3.1                       | .8       | .1            | 14.8               | 3.1                 | 8.5                            | 3.8      | 2.1        |
| 4 persons.....   | 10.7                 | .1                           | -            | .3                | .4        | 4.1                       | .7       | .2            | 10.7               | 4.0                 | 7.1                            | 2.1      | 1.1        |
| 5 persons.....   | 6.8                  | .2                           | -            | .2                | .4        | 1.8                       | .4       | -             | 6.8                | 1.7                 | 5.0                            | .9       | .6         |
| 6 persons.....   | 2.7                  | .1                           | -            | .1                | .5        | .8                        | .4       | .1            | 2.7                | 1.4                 | 2.0                            | .3       | .3         |
| 7 persons or more.....   | 2.4                  | .2                           | -            | .2                | .1        | .9                        | .1       | -             | 2.4                | .9                  | 2.3                            | -        | .3         |
| Not reported.....  | .8                   | -                            | -            | -                 | -         | -                         | .1       | .1            | .8                 | .1                  | .5                             | -        | .1         |
| Median.....  | 2.7                  | 2.1                          | -            | -                 | -         | 3.5                       | -        | -             | 2.7                | 3.4                 | 2.9                            | 2.4      | 2.3        |
| <b>Previous Home Owned or Rented by Someone Who Moved Here</b> |                      |                              |              |                   |           |                           |          |               |                    |                     |                                |          |            |
| House, apt., mobile home in United States.....                 | 70.4                 | 3.9                          | -            | 1.9               | 3.4       | 14.7                      | 3.5      | 3.5           | 70.4               | 16.8                | 43.5                           | 14.8     | 9.5        |
| Owned or rented by a mover.....                                | 54.2                 | 3.0                          | -            | 1.3               | 2.9       | 10.7                      | 3.0      | 3.0           | 54.2               | 13.5                | 32.0                           | 12.3     | 8.2        |
| Owned or rented by other.....                                  | 15.4                 | .9                           | -            | .8                | .5        | 3.9                       | .4       | .4            | 15.4               | 3.2                 | 10.8                           | 2.5      | 1.1        |
| By a relative.....   | 12.5                 | .9                           | -            | .4                | .5        | 3.1                       | .4       | .4            | 12.5               | 2.6                 | 8.5                            | 2.2      | .9         |
| By a nonrelative.....  | 2.4                  | -                            | -            | .1                | -         | .5                        | -        | -             | 2.4                | .6                  | 2.0                            | .2       | .1         |
| Not reported.....  | .5                   | -                            | -            | -                 | -         | .2                        | -        | -             | .5                 | -                   | .4                             | -        | .1         |
| Not reported.....  | .9                   | -                            | -            | -                 | -         | .1                        | .1       | .1            | .9                 | .1                  | .6                             | -        | .1         |
| <b>Change in Housing Costs</b>                                 |                      |                              |              |                   |           |                           |          |               |                    |                     |                                |          |            |
| House, apt., mobile home in United States.....                 | 70.4                 | 3.9                          | -            | 1.9               | 3.4       | 14.7                      | 3.5      | 3.5           | 70.4               | 16.8                | 43.5                           | 14.8     | 9.5        |
| Increased with move.....                                       | 38.4                 | 2.1                          | -            | .8                | 1.1       | 7.6                       | 1.5      | 1.2           | 38.4               | 8.7                 | 23.2                           | 8.5      | 5.3        |
| Stayed about the same.....                                     | 15.1                 | 1.2                          | -            | .7                | 1.5       | 4.5                       | .9       | 1.3           | 15.1               | 4.4                 | 8.8                            | 2.8      | 2.2        |
| Decreased.....   | 16.2                 | .8                           | -            | .4                | .8        | 2.7                       | .9       | .7            | 16.2               | 3.5                 | 10.0                           | 3.4      | 1.9        |
| Don't know.....  | .2                   | -                            | -            | -                 | -         | -                         | -        | .1            | .2                 | .1                  | .1                             | .1       | -          |
| Not reported.....  | .5                   | -                            | -            | -                 | -         | -                         | .1       | .1            | .5                 | .1                  | .4                             | -        | .1         |

<sup>1</sup>See back cover for details.

**Table 4-11. Reasons for Move and Choice of Current Residence - Renter Occupied Units**

[Numbers in thousands. For meaning of symbols, see text.]

| Characteristics   | Total occupied units | Housing unit characteristics |              |                   |          | Household characteristics |          |               |                    |                     | Selected subareas <sup>1</sup> |          |            |
|---|----------------------|------------------------------|--------------|-------------------|----------|---------------------------|----------|---------------|--------------------|---------------------|--------------------------------|----------|------------|
|   |                      | New construction 4 yrs       | Mobile homes | Physical problems |          | Black                     | Hispanic | Elderly (65+) | Moved in past year | Below poverty level | Area one                       | Area two | Area three |
|   |                      |                              |              | Severe            | Moderate |                           |          |               |                    |                     |                                |          |            |
| <b>RESPONDENT MOVED DURING PAST YEAR</b>                |                      |                              |              |                   |          |                           |          |               |                    |                     |                                |          |            |
| Total   | 73.8                 | 4.0                          | -            | 2.1               | 3.4      | 15.2                      | 4.1      | 4.0           | 72.7               | 18.2                | 46.2                           | 15.5     | 9.4        |
| <b>Reasons for Leaving Previous Unit<sup>2</sup></b>    |                      |                              |              |                   |          |                           |          |               |                    |                     |                                |          |            |
| Private displacement                                    | 3.3                  | -                            | -            | .1                | -        | .5                        | .1       | -             | 3.3                | .8                  | 2.1                            | .4       | .9         |
| Owner to move into unit                                 | 2.1                  | -                            | -            | -                 | -        | .3                        | -        | -             | 2.1                | .5                  | 1.5                            | -.1      | .5         |
| To be converted to condominium or cooperative           | -                    | -                            | -            | -                 | -        | -                         | -        | -             | -                  | -                   | -                              | -        | -          |
| Closed for repairs                                      | .1                   | -                            | -            | -                 | -        | -                         | -        | -             | .1                 | -                   | -                              | -.1      | -          |
| Other   | .6                   | -                            | -            | .1                | -        | -                         | -.1      | -             | .6                 | .3                  | .3                             | .1       | .2         |
| Not reported  | .4                   | -                            | -            | -                 | -        | .1                        | -.1      | -             | .4                 | -.4                 | -.2                            | -        | -.1        |
| Government displacement                                 | .7                   | -                            | -            | -                 | .3       | .1                        | -.2      | -             | .7                 | .3                  | .7                             | -        | -          |
| Government wanted building or land                      | -                    | -                            | -            | -                 | -        | -                         | -        | -             | -                  | -                   | -                              | -        | -          |
| Unit unfit for occupancy                                | .1                   | -                            | -            | -                 | .1       | .1                        | -        | -             | .1                 | .1                  | .1                             | -        | -          |
| Other   | .6                   | -                            | -            | -                 | .1       | -                         | -.2      | -             | .6                 | .1                  | .8                             | -        | -          |
| Not reported  | .8                   | -                            | -            | -                 | .1       | .2                        | -.2      | -             | .8                 | .1                  | .4                             | .1       | .1         |
| Disaster loss (fire, flood, etc.)                       | .6                   | -                            | -            | -                 | .1       | .2                        | -.2      | -             | .6                 | .1                  | .4                             | .1       | .1         |
| New job or job transfer                                 | 9.2                  | 1.1                          | -            | .1                | .2       | .5                        | .3       | -             | 9.1                | .9                  | 4.1                            | 2.4      | 2.3        |
| To be closer to work/school/other                       | 7.9                  | .5                           | -            | .3                | .1       | .6                        | .5       | -.1           | 7.7                | 1.5                 | 4.4                            | 2.8      | .5         |
| Other, financial/employment related                     | 3.4                  | .3                           | -            | .4                | -        | .7                        | .3       | -.2           | 3.3                | 1.1                 | 2.8                            | .6       | -          |
| To establish own household                              | 12.4                 | .1                           | -            | .4                | .9       | 4.2                       | 3.2      | -.2           | 12.1               | 4.5                 | 9.5                            | 1.9      | .7         |
| Needed larger house or apartment                        | 7.4                  | -                            | -            | .1                | .4       | 2.1                       | 1.3      | -.2           | 7.4                | 2.3                 | 5.4                            | 1.3      | .7         |
| Married   | 2.6                  | .4                           | -            | -                 | -        | .3                        | -        | -             | 2.6                | .5                  | 1.3                            | .7       | .2         |
| Widowed, divorced or separated                          | 2.6                  | .3                           | -            | .1                | .1       | .3                        | -        | .5            | 2.6                | .5                  | 1.2                            | 1.3      | .1         |
| Other, family/person related                            | 6.3                  | .3                           | -            | .2                | .3       | 1.1                       | .4       | 1.0           | 6.1                | 2.3                 | 4.6                            | 1.1      | .4         |
| Wanted better home                                      | 10.1                 | -                            | -            | .3                | .7       | 4.0                       | 1.1      | .4            | 9.9                | 4.4                 | 6.6                            | .6       | .8         |
| Change from owner to renter                             | 2.9                  | .4                           | -            | .1                | -        | .2                        | -        | -             | 2.9                | .4                  | .8                             | .6       | 1.2        |
| Change from renter to owner                             | -                    | -                            | -            | -                 | -        | -                         | .3       | -.1           | -                  | -                   | -                              | -        | .4         |
| Wanted lower rent or maintenance                        | 5.8                  | .3                           | -            | .1                | .4       | .8                        | .3       | .1            | 5.7                | 1.4                 | 3.6                            | 1.6      | .4         |
| Other housing related reasons                           | 7.6                  | .4                           | -            | .1                | .4       | .8                        | .7       | .6            | 7.4                | 1.2                 | 4.0                            | 1.9      | 1.0        |
| Other   | 7.9                  | .4                           | -            | .3                | .5       | 1.9                       | .5       | .6            | 7.6                | 2.0                 | 4.7                            | 1.5      | 1.7        |
| Not reported  | -                    | -                            | -            | -                 | -        | -                         | -        | -             | -                  | -                   | -                              | -        | -          |
| <b>Choice of Present Neighborhood<sup>2</sup></b>       |                      |                              |              |                   |          |                           |          |               |                    |                     |                                |          |            |
| Convenient to job                                       | 16.6                 | .8                           | -            | .6                | .3       | 1.4                       | .8       | -             | 16.1               | 1.2                 | 8.4                            | 5.1      | 2.5        |
| Convenient to friends or relatives                      | 14.4                 | .9                           | -            | .4                | .9       | 3.9                       | .7       | 1.6           | 13.8               | 4.7                 | 9.4                            | 3.7      | 1.1        |
| Convenient to leisure activities                        | 4.2                  | .1                           | -            | .1                | .2       | .7                        | .1       | -             | 4.1                | .9                  | 3.1                            | .5       | .6         |
| Convenient to public transportation                     | 2.6                  | -                            | -            | .3                | .1       | 1.1                       | .1       | .2            | 3.5                | 1.3                 | 2.9                            | .7       | -          |
| Good schools  | 4.2                  | .1                           | -            | -                 | .3       | .8                        | .2       | -             | 4.1                | .8                  | 1.8                            | 1.3      | 1.0        |
| Other public services                                   | 1.1                  | .3                           | -            | .1                | -        | .1                        | -        | .3            | 1.1                | .1                  | .4                             | .5       | .3         |
| Looks/design of neighborhood                            | 13.5                 | .4                           | -            | .3                | .8       | 4.2                       | .7       | .9            | 13.4               | 3.1                 | 9.2                            | 3.3      | .6         |
| House was most important consideration                  | 24.2                 | 1.2                          | -            | .5                | 1.0      | 6.0                       | .7       | 1.1           | 23.8               | 6.5                 | 15.3                           | 4.3      | 3.5        |
| Other   | 18.8                 | .9                           | -            | .6                | .9       | 2.4                       | 1.8      | .9            | 18.5               | 4.7                 | 11.8                           | 4.0      | 2.4        |
| Not reported  | .2                   | -                            | -            | -                 | -        | -                         | .1       | -             | .2                 | -                   | -                              | -        | .2         |
| <b>Neighborhood Search</b>                              |                      |                              |              |                   |          |                           |          |               |                    |                     |                                |          |            |
| Looked at just this neighborhood                        | 28.1                 | 1.3                          | -            | .9                | .9       | 6.3                       | 2.1      | 2.3           | 28.4               | 7.6                 | 20.6                           | 5.3      | 2.4        |
| Looked at other neighborhood(s)                         | 44.7                 | 2.7                          | -            | 1.2               | 2.5      | 8.9                       | 2.0      | 1.7           | 44.3               | 10.6                | 25.5                           | 10.2     | 7.0        |
| Not reported  | -                    | -                            | -            | -                 | -        | -                         | -        | -             | -                  | -                   | -                              | -        | -          |
| <b>Choice of Present Home<sup>2</sup></b>               |                      |                              |              |                   |          |                           |          |               |                    |                     |                                |          |            |
| Financial reasons                                       | 28.9                 | .7                           | -            | 1.0               | 1.4      | 6.4                       | .7       | .6            | 28.7               | 8.2                 | 19.7                           | 5.1      | 2.8        |
| Room layout/design                                      | 11.8                 | 1.2                          | -            | .1                | .1       | 3.4                       | .5       | 1.1           | 11.6               | 2.0                 | 7.1                            | 3.8      | 1.0        |
| Kitchen   | 1.2                  | -                            | -            | .1                | .1       | .4                        | -        | -             | 1.1                | .4                  | .7                             | .5       | -          |
| Size  | 15.2                 | 1.0                          | -            | .6                | .9       | 3.3                       | 1.1      | .6            | 15.0               | 4.0                 | 9.4                            | 3.4      | 2.3        |
| Exterior appearance                                     | 4.9                  | .3                           | -            | .3                | .3       | 1.2                       | .1       | .3            | 4.9                | 1.0                 | 3.5                            | .9       | .1         |
| Yard/trees/view   | 3.7                  | .1                           | -            | .1                | .1       | .5                        | .1       | .6            | 3.7                | .7                  | 2.0                            | 1.1      | .6         |
| Quality of construction                                 | 3.0                  | .1                           | -            | .1                | .4       | 1.0                       | .3       | .1            | 3.0                | .8                  | 2.3                            | .5       | .1         |
| Only one available                                      | 10.6                 | .3                           | -            | .2                | .5       | 2.8                       | .6       | .6            | 10.5               | 3.7                 | 6.9                            | 2.2      | 1.3        |
| Other   | 25.8                 | 2.1                          | -            | .5                | .8       | 2.3                       | 2.1      | 2.1           | 25.2               | 3.8                 | 14.0                           | 5.8      | 4.9        |
| <b>Home Search</b>                                      |                      |                              |              |                   |          |                           |          |               |                    |                     |                                |          |            |
| Now in house  | 10.6                 | .1                           | -            | -                 | .6       | 2.3                       | .4       | .3            | 10.5               | 1.8                 | 5.5                            | 1.8      | 2.2        |
| Looked at only this unit                                | .1                   | -                            | -            | -                 | -        | -                         | -        | -             | .1                 | .1                  | .1                             | -        | -          |
| Looked at houses or mobile homes only                   | 6.0                  | .1                           | -            | -                 | .1       | 1.4                       | .3       | .2            | 6.0                | .7                  | 3.2                            | 1.0      | 1.3        |
| Looked at apartments too                                | 4.3                  | -                            | -            | -                 | .5       | .9                        | .1       | .1            | 4.2                | .7                  | 2.2                            | .6       | .8         |
| Search not reported                                     | .2                   | -                            | -            | -                 | -        | -                         | -        | -             | .2                 | -                   | -                              | -        | .2         |
| Now in mobile home                                      | -                    | -                            | -            | -                 | -        | -                         | -        | -             | -                  | -                   | -                              | -        | -          |
| Looked at only this unit                                | -                    | -                            | -            | -                 | -        | -                         | -        | -             | -                  | -                   | -                              | -        | -          |
| Looked at houses or mobile homes only                   | -                    | -                            | -            | -                 | -        | -                         | -        | -             | -                  | -                   | -                              | -        | -          |
| Looked at apartments too                                | -                    | -                            | -            | -                 | -        | -                         | -        | -             | -                  | -                   | -                              | -        | -          |
| Search not reported                                     | -                    | -                            | -            | -                 | -        | -                         | -        | -             | -                  | -                   | -                              | -        | -          |
| Now in apartment  | 63.2                 | 3.9                          | -            | 2.1               | 2.8      | 12.9                      | 3.7      | 3.7           | 62.2               | 16.6                | 40.7                           | 13.8     | 7.2        |
| Looked at only this unit                                | 2.3                  | -                            | -            | .1                | .1       | .4                        | .4       | -             | 2.1                | .4                  | 1.4                            | .2       | .4         |
| Looked at apartments only                               | 40.5                 | 3.1                          | -            | 1.2               | 1.6      | 6.6                       | 1.2      | 3.0           | 39.9               | 8.9                 | 23.7                           | 11.2     | 4.8        |
| Looked at houses or mobile homes too                    | 19.7                 | .6                           | -            | .8                | 1.1      | 5.2                       | 2.0      | .4            | 18.6               | 6.5                 | 14.4                           | 2.1      | 2.0        |
| Search not reported                                     | 1.7                  | .1                           | -            | -                 | .1       | .7                        | .1       | .3            | 1.7                | .8                  | 1.3                            | .3       | .1         |
| <b>Recent Mover Comparison to Previous Home</b>         |                      |                              |              |                   |          |                           |          |               |                    |                     |                                |          |            |
| Better home   | 29.8                 | 1.0                          | -            | .4                | 1.0      | 6.4                       | 2.0      | 1.5           | 29.4               | 8.5                 | 19.7                           | 5.4      | 3.7        |
| Worse home  | 21.7                 | 1.3                          | -            | 1.1               | 1.5      | 4.3                       | 1.1      | 1.0           | 21.4               | 5.1                 | 12.7                           | 4.6      | 3.2        |
| About the same  | 22.2                 | 1.6                          | -            | .6                | .7       | 4.5                       | 1.0      | 1.4           | 21.6               | 4.6                 | 13.7                           | 5.4      | 2.4        |
| Not reported  | .2                   | -                            | -            | -                 | .1       | .1                        | -        | -             | .2                 | -                   | .1                             | -        | .1         |
| <b>Recent Mover Comparison to Previous Neighborhood</b> |                      |                              |              |                   |          |                           |          |               |                    |                     |                                |          |            |
| Better neighborhood                                     | 23.3                 | .6                           | -            | .8                | 1.6      | 5.9                       | 1.4      | .9            | 22.9               | 7.4                 | 14.6                           | 5.1      | 2.6        |
| Worse neighborhood                                      | 17.0                 | 1.1                          | -            | .6                | .6       | 4.5                       | .9       | .2            | 16.7               | 4.5                 | 12.7                           | 2.7      | 1.2        |
| About the same  | 27.1                 | 2.1                          | -            | .6                | 1.1      | 4.2                       | 1.4      | 1.9           | 26.6               | 4.7                 | 14.6                           | 6.7      | 4.6        |
| Same neighborhood                                       | 6.2                  | .3                           | -            | -                 | .1       | .7                        | .4       | .9            | 6.2                | 1.5                 | 4.2                            | 1.0      | .8         |
| Not reported  | .2                   | -                            | -            | .1                | -        | -                         | -        | .1            | .2                 | -                   | .1                             | -        | .1         |

<sup>1</sup>See back cover for details.

<sup>2</sup>Figures may not add to total because more than one category may apply to a unit.

**Table 4-12. Income Characteristics - Renter Occupied Units**

[Numbers in thousands. For meaning of symbols, see text.]

| Characteristics   | Total occupied units | Housing unit characteristics |              |                   |          | Household characteristics |          |               |                    |                     | Selected subareas <sup>1</sup> |          |            |
|---|----------------------|------------------------------|--------------|-------------------|----------|---------------------------|----------|---------------|--------------------|---------------------|--------------------------------|----------|------------|
|   |                      | New construction 4 yrs       | Mobile homes | Physical problems |          | Black                     | Hispanic | Elderly (65+) | Moved in past year | Below poverty level | Area one                       | Area two | Area three |
|   |                      |                              |              | Severe            | Moderate |                           |          |               |                    |                     |                                |          |            |
| <b>Total</b> .....  | 214.5                | 7.0                          | -            | 6.5               | 10.7     | 41.5                      | 8.4      | 35.2          | 72.9               | 47.7                | 131.6                          | 47.7     | 24.1       |
| <b>Household Income</b>   |                      |                              |              |                   |          |                           |          |               |                    |                     |                                |          |            |
| Less than \$5,000.....  | 12.6                 | .3                           | -            | .8                | 1.3      | 2.9                       | .8       | 4.0           | 4.6                | 12.6                | 9.2                            | 2.3      | .7         |
| \$5,000 to \$9,999.....   | 53.3                 | .8                           | -            | 2.7               | 3.5      | 18.5                      | 2.5      | 16.9          | 18.9               | 31.6                | 41.9                           | 7.4      | 3.0        |
| \$10,000 to \$14,999.....   | 26.2                 | .7                           | -            | 2.0               | 1.4      | 6.7                       | .7       | 5.7           | 8.6                | 2.6                 | 18.5                           | 4.2      | 2.1        |
| \$15,000 to \$19,999.....   | 24.1                 | .7                           | -            | .3                | 1.5      | 4.0                       | .8       | 2.4           | 7.9                | .8                  | 14.8                           | 5.9      | 2.1        |
| \$20,000 to \$24,999.....   | 24.1                 | .6                           | -            | -                 | .8       | 4.1                       | 1.4      | 1.8           | 7.5                | .1                  | 13.4                           | 5.4      | 3.4        |
| \$25,000 to \$29,999.....   | 21.7                 | .6                           | -            | .2                | .7       | 1.1                       | 1.0      | 1.9           | 7.8                | -                   | 10.7                           | 6.5      | 3.0        |
| \$30,000 to \$34,999.....   | 15.9                 | .5                           | -            | -                 | .4       | 2.0                       | .4       | .9            | 5.6                | -                   | 7.4                            | 4.6      | 2.5        |
| \$35,000 to \$39,999.....   | 9.9                  | .3                           | -            | .1                | .1       | 1.0                       | -        | .4            | 3.5                | -                   | 4.8                            | 3.4      | 1.4        |
| \$40,000 to \$49,999.....   | 12.5                 | 1.2                          | -            | .1                | .6       | .7                        | .6       | .8            | 4.5                | -                   | 5.3                            | 3.4      | 2.7        |
| \$50,000 to \$59,999.....   | 8.5                  | .7                           | -            | .2                | .3       | .1                        | .1       | .1            | 4.0                | -                   | 3.6                            | 2.2      | 2.3        |
| \$60,000 to \$79,999.....   | 4.1                  | .3                           | -            | -                 | .1       | .3                        | .1       | .1            | 1.5                | -                   | 1.4                            | 1.7      | .8         |
| \$80,000 to \$99,999.....   | .6                   | .1                           | -            | -                 | -        | .1                        | -        | .1            | .4                 | -                   | .1                             | .4       | .1         |
| \$100,000 to \$119,999.....   | .9                   | -                            | -            | -                 | -        | -                         | -        | -             | -                  | -                   | -                              | -        | -          |
| \$120,000 or more.....  | .9                   | .2                           | -            | -                 | -        | -                         | -        | .2            | .2                 | -                   | .5                             | .2       | -          |
| <b>Median</b> .....   | 18 155               | 27 841                       | -            | 9 550             | 11 864   | 9 832                     | 16 242   | 9 047         | 19 008             | 6 779               | 13 965                         | 23 694   | 26 367     |
| <b>As percent of poverty level:</b>   |                      |                              |              |                   |          |                           |          |               |                    |                     |                                |          |            |
| Less than 50 percent.....   | 9.0                  | .2                           | -            | .4                | 1.0      | 3.3                       | 1.2      | 1.4           | 3.9                | 9.0                 | 6.8                            | 1.6      | .4         |
| 50 to 99.....   | 38.7                 | .3                           | -            | 2.7               | 3.9      | 17.2                      | 2.2      | 5.2           | 14.2               | 38.7                | 33.9                           | 2.8      | 1.5        |
| 100 to 149.....   | 26.7                 | .8                           | -            | .8                | 1.3      | 5.2                       | .6       | 13.0          | 6.0                | ...                 | 19.2                           | 5.3      | 3.0        |
| 150 to 199.....   | 22.9                 | .6                           | -            | 1.5               | .7       | 5.6                       | .9       | 5.5           | 9.0                | ...                 | 14.1                           | 5.8      | 1.5        |
| 200 percent or more.....  | 115.3                | 5.2                          | -            | 1.4               | 3.8      | 10.2                      | 3.5      | 10.1          | 39.8               | ...                 | 57.6                           | 32.2     | 17.7       |
| <b>Income of Families and Primary Individuals</b>   |                      |                              |              |                   |          |                           |          |               |                    |                     |                                |          |            |
| Less than \$5,000.....  | 15.0                 | .3                           | -            | .8                | 1.3      | 3.2                       | 1.0      | 4.1           | 6.4                | 13.0                | 11.2                           | 2.7      | .8         |
| \$5,000 to \$9,999.....   | 55.5                 | .8                           | -            | 2.8               | 3.7      | 19.1                      | 2.8      | 16.9          | 17.8               | 31.3                | 43.7                           | 7.7      | 3.0        |
| \$10,000 to \$14,999.....   | 28.1                 | .7                           | -            | 1.9               | 1.6      | 6.5                       | .8       | 5.7           | 10.1               | 2.8                 | 19.0                           | 4.9      | 2.5        |
| \$15,000 to \$19,999.....   | 26.6                 | 1.0                          | -            | .3                | 1.6      | 3.8                       | .9       | 2.4           | 9.7                | .8                  | 15.8                           | 6.8      | 2.6        |
| \$20,000 to \$24,999.....   | 23.3                 | .4                           | -            | .6                | 4.1      | 4.1                       | 1.4      | 1.9           | 6.1                | .1                  | 13.2                           | 4.9      | 3.2        |
| \$25,000 to \$29,999.....   | 22.8                 | .7                           | -            | .2                | 1.0      | 1.4                       | .9       | 1.8           | 8.2                | -                   | 11.2                           | 6.3      | 3.6        |
| \$30,000 to \$34,999.....   | 14.5                 | .6                           | -            | .2                | 1.5      | .4                        | .9       | .9            | 5.0                | -                   | 6.1                            | 4.4      | 2.7        |
| \$35,000 to \$39,999.....   | 9.0                  | .1                           | -            | .1                | .1       | 1.0                       | -        | .4            | 2.6                | -                   | 4.3                            | 3.0      | 1.2        |
| \$40,000 to \$49,999.....   | 9.1                  | 1.0                          | -            | .1                | .4       | .4                        | .4       | .7            | 3.1                | -                   | 3.5                            | 2.7      | 2.0        |
| \$50,000 to \$59,999.....   | 6.2                  | .7                           | -            | .2                | .1       | .1                        | -        | .1            | 2.2                | -                   | 2.3                            | 2.0      | 1.9        |
| \$60,000 to \$79,999.....   | 3.0                  | .1                           | -            | -                 | .3       | .1                        | .1       | .1            | 1.2                | -                   | .7                             | 1.6      | .7         |
| \$80,000 to \$99,999.....   | .6                   | .1                           | -            | -                 | -        | .1                        | -        | .1            | .4                 | -                   | .1                             | .4       | .1         |
| \$100,000 to \$119,999.....   | -                    | -                            | -            | -                 | -        | -                         | -        | -             | -                  | -                   | -                              | -        | -          |
| \$120,000 or more.....  | .9                   | .2                           | -            | -                 | -        | -                         | -        | .2            | .2                 | -                   | .5                             | .2       | -          |
| <b>Median</b> .....   | 16 634               | 26 284                       | -            | 9 344             | 10 913   | 9 591                     | 13 478   | 9 010         | 16 117             | 6 740               | 12 861                         | 21 735   | 25 059     |
| <b>Income Sources of Families and Primary Individuals</b>   |                      |                              |              |                   |          |                           |          |               |                    |                     |                                |          |            |
| Wages and salaries.....   | 149.5                | 5.1                          | -            | 4.0               | 6.0      | 23.2                      | 6.5      | 4.2           | 55.1               | 15.1                | 83.9                           | 36.1     | 19.7       |
| Wages and salaries were majority of income...<br>2 or more people each earned over 20% of wages and salaries..... | 137.8                | 4.6                          | -            | 3.4               | 5.1      | 20.3                      | 5.6      | 2.4           | 51.9               | 10.0                | 77.0                           | 34.0     | 17.7       |
| Business, farm, or ranch.....   | 34.4                 | 1.2                          | -            | .4                | 1.1      | 6.1                       | 2.1      | .2            | 12.3               | 1.8                 | 18.4                           | 8.8      | 4.5        |
| Social security or pensions.....  | 7.1                  | .2                           | -            | .1                | .1       | .1                        | .1       | .5            | 2.5                | .6                  | 2.5                            | 2.4      | 1.1        |
| Interest or dividend(s).....  | 51.5                 | 2.5                          | -            | 1.1               | 1.4      | 6.3                       | .7       | 34.3          | 7.7                | 11.1                | 31.8                           | 12.5     | 5.0        |
| Rental income.....  | 29.7                 | 2.5                          | -            | .3                | .6       | .8                        | .2       | 14.0          | 6.4                | 2.0                 | 15.0                           | 9.2      | 4.3        |
| With lodger(s).....   | 5.5                  | .6                           | -            | .1                | .6       | .5                        | .1       | 1.1           | 2.5                | .5                  | 2.2                            | 1.6      | 1.1        |
| Welfare or SSI.....   | 2.2                  | .3                           | -            | -                 | .1       | -                         | .1       | .1            | 1.1                | -                   | .6                             | .6       | .8         |
| Welfare or SSI.....   | 36.5                 | .3                           | -            | 2.3               | 4.5      | 19.6                      | 2.2      | 4.1           | 14.5               | 27.5                | 32.3                           | 2.6      | 2.7        |
| Alimony or child support.....   | 11.7                 | .4                           | -            | .2                | 1.0      | 3.1                       | .4       | .4            | 3.8                | 4.2                 | 7.1                            | 1.6      | 2.5        |
| Other.....  | 19.4                 | .2                           | -            | .7                | 1.2      | 3.1                       | 1.1      | .6            | 6.8                | 2.4                 | 10.8                           | 4.1      | 3.1        |
| <b>Amount of Savings and Investments</b>  |                      |                              |              |                   |          |                           |          |               |                    |                     |                                |          |            |
| Income of \$25,000 or less.....   | 152.7                | 3.3                          | -            | 5.8               | 9.2      | 36.7                      | 6.9      | 31.4          | 51.9               | 47.7                | 105.2                          | 28.4     | 12.3       |
| No savings or investments.....  | 78.6                 | 1.4                          | -            | 3.7               | 6.2      | 27.8                      | 5.0      | 9.1           | 30.5               | 35.5                | 60.4                           | 9.0      | 5.6        |
| \$25,000 or less.....   | 57.8                 | 1.3                          | -            | 1.5               | 2.4      | 7.7                       | 1.5      | 14.2          | 17.4               | 9.2                 | 36.1                           | 14.6     | 3.9        |
| More than \$25,000.....   | 9.5                  | .3                           | -            | .4                | .1       | .2                        | -        | 6.5           | 1.8                | 1.1                 | 5.8                            | 2.9      | .8         |
| Not reported.....   | 6.9                  | .3                           | -            | .2                | .4       | 1.1                       | .4       | 1.8           | 2.2                | 1.9                 | 2.9                            | 1.9      | 2.0        |
| <b>Food Stamps</b>  |                      |                              |              |                   |          |                           |          |               |                    |                     |                                |          |            |
| Income of \$25,000 or less.....   | 152.7                | 3.3                          | -            | 5.8               | 9.2      | 36.7                      | 6.9      | 31.4          | 51.9               | 47.7                | 105.2                          | 28.4     | 12.3       |
| Family members received food stamps.....  | 33.9                 | .3                           | -            | 2.4               | 4.5      | 17.2                      | 2.7      | 1.4           | 14.2               | 26.4                | 29.5                           | 2.4      | 1.4        |
| Did not receive food stamps.....  | 115.5                | 2.9                          | -            | 3.4               | 4.6      | 18.8                      | 3.9      | 29.4          | 36.7               | 21.0                | 74.8                           | 24.9     | 9.7        |
| Not reported.....   | 3.3                  | .1                           | -            | -                 | -        | .7                        | .4       | .5            | 1.0                | .3                  | 1.1                            | 1.1      | 1.1        |
| <b>Rent Reductions</b>  |                      |                              |              |                   |          |                           |          |               |                    |                     |                                |          |            |
| No subsidy or income reporting.....   | 187.4                | 5.8                          | -            | 6.4               | 9.5      | 33.4                      | 7.5      | 24.7          | 66.9               | 34.9                | 111.4                          | 43.5     | 21.9       |
| Rent control.....   | -                    | -                            | -            | -                 | -        | -                         | -        | -             | -                  | -                   | -                              | -        | -          |
| No rent control.....  | 187.4                | 5.8                          | -            | 6.4               | 9.5      | 33.4                      | 7.5      | 24.7          | 66.9               | 34.9                | 111.4                          | 43.5     | 21.9       |
| Reduced by owner.....   | 13.2                 | .1                           | -            | .4                | .4       | 2.5                       | .7       | 2.1           | 2.5                | 1.8                 | 6.9                            | 4.6      | .9         |
| Not reduced by owner.....   | 173.2                | 5.6                          | -            | 6.0               | 9.1      | 30.9                      | 6.8      | 22.3          | 63.9               | 33.0                | 104.0                          | 38.8     | 20.6       |
| Owner reduction not reported.....   | 1.1                  | -                            | -            | -                 | -        | -                         | -        | .3            | .4                 | .3                  | .5                             | .2       | .4         |
| Rent control not reported.....  | -                    | -                            | -            | -                 | -        | -                         | -        | -             | -                  | -                   | -                              | -        | -          |
| Owned by public housing authority.....  | 10.2                 | .6                           | -            | .1                | 1.0      | 3.8                       | .2       | 3.3           | 2.4                | 4.0                 | 6.8                            | .4       | .7         |
| Other, Federal subsidy.....   | 11.7                 | .3                           | -            | -                 | .1       | 3.0                       | .2       | 5.8           | 2.3                | 6.0                 | 7.7                            | 2.9      | 1.0        |
| Other, State or local subsidy.....  | 1.7                  | -                            | -            | -                 | .1       | .8                        | -        | .2            | .7                 | 1.3                 | 1.3                            | .4       | -          |
| Other, income verification.....   | 2.6                  | .3                           | -            | -                 | -        | .4                        | .3       | 1.0           | .4                 | 1.4                 | 1.9                            | .4       | .3         |
| Subsidy or income verification not reported.....  | .9                   | -                            | -            | -                 | -        | -                         | .1       | .1            | .3                 | .1                  | .5                             | .1       | .3         |

<sup>1</sup>See back cover for details.

**Table 4-13. Selected Housing Costs - Renter Occupied Units**

[Numbers in thousands. For meaning of symbols, see text.]

| Characteristics                                    | Total occupied units | Housing unit characteristics |              |                   |             | Household characteristics |            |               |                    |                     | Selected subareas <sup>1</sup> |             |             |
|--|----------------------|------------------------------|--------------|-------------------|-------------|---------------------------|------------|---------------|--------------------|---------------------|--------------------------------|-------------|-------------|
|  |                      | New construction 4 yrs       | Mobile homes | Physical problems |             | Black                     | Hispanic   | Elderly (65+) | Moved in past year | Below poverty level | Area one                       | Area two    | Area three  |
|  |                      |                              |              | Severe            | Moderate    |                           |            |               |                    |                     |                                |             |             |
| <b>Total</b> .....                                 | <b>214.5</b>         | <b>7.0</b>                   | <b>-</b>     | <b>6.5</b>        | <b>10.7</b> | <b>41.5</b>               | <b>8.4</b> | <b>35.2</b>   | <b>72.9</b>        | <b>47.7</b>         | <b>131.6</b>                   | <b>47.7</b> | <b>24.1</b> |
| <b>Monthly Housing Costs</b>                       |                      |                              |              |                   |             |                           |            |               |                    |                     |                                |             |             |
| Less than \$100.....                               | 1.1                  | -                            | -            | .1                | -           | .4                        | .1         | .6            | .4                 | .8                  | .7                             | .1          | .1          |
| \$100 to \$199.....                                | 17.2                 | .9                           | -            | 1.7               | .6          | 5.0                       | .2         | 9.0           | 3.7                | 9.6                 | 13.8                           | 1.7         | 1.4         |
| \$200 to \$249.....                                | 8.0                  | -                            | -            | 1.1               | .8          | 1.3                       | .2         | 1.9           | 2.6                | 1.5                 | 6.4                            | 1.0         | .2          |
| \$250 to \$299.....                                | 17.5                 | -                            | -            | .7                | 1.7         | 3.8                       | 1.2        | 3.4           | 5.5                | 4.9                 | 12.8                           | 3.5         | .9          |
| \$300 to \$349.....                                | 24.2                 | -                            | -            | .7                | 1.1         | 5.2                       | 1.0        | 3.4           | 6.6                | 6.1                 | 16.1                           | 5.7         | 1.1         |
| \$350 to \$399.....                                | 28.5                 | -                            | -            | .5                | 2.0         | 5.9                       | 1.9        | 2.9           | 10.7               | 7.0                 | 21.2                           | 3.7         | 2.2         |
| \$400 to \$449.....                                | 29.9                 | .3                           | -            | .6                | 2.1         | 7.6                       | 1.0        | 3.4           | 9.0                | 6.8                 | 21.9                           | 4.8         | 1.6         |
| \$450 to \$499.....                                | 27.5                 | .1                           | -            | .4                | .7          | 4.7                       | 1.2        | 3.1           | 8.1                | 4.7                 | 14.2                           | 8.2         | 3.6         |
| \$500 to \$599.....                                | 31.9                 | 2.7                          | -            | .3                | .5          | 4.3                       | 1.0        | 3.5           | 14.4               | 4.7                 | 14.2                           | 9.6         | 6.0         |
| \$600 to \$699.....                                | 16.7                 | 1.8                          | -            | .3                | .7          | 2.0                       | .1         | 2.1           | 7.9                | 1.5                 | 6.8                            | 5.3         | 3.7         |
| \$700 to \$799.....                                | 4.8                  | .4                           | -            | .1                | .1          | .5                        | -          | .4            | 1.9                | .1                  | 1.2                            | 2.0         | 1.4         |
| \$800 to \$899.....                                | 2.5                  | .3                           | -            | -                 | .2          | -                         | -          | 1.1           | .8                 | .2                  | .4                             | 1.0         | .9          |
| \$1,000 to \$1,249.....                            | .9                   | .3                           | -            | -                 | -           | -                         | -          | .4            | .5                 | -                   | -                              | .5          | .4          |
| \$1,250 to \$1,499.....                            | .5                   | .2                           | -            | -                 | .1          | .4                        | -          | -             | .2                 | .4                  | .5                             | -           | -           |
| \$1,500 or more.....                               | .1                   | -                            | -            | -                 | -           | -                         | -          | -             | -                  | -                   | -                              | .1          | -           |
| No cash rent.....                                  | 3.2                  | -                            | -            | -                 | -           | .5                        | .3         | .9            | .7                 | .4                  | 1.5                            | .4          | .6          |
| Mortgage payment not reported.....                 | ...                  | ...                          | ...          | ...               | ...         | ...                       | ...        | ...           | ...                | ...                 | ...                            | ...         | ...         |
| Median (excludes no cash rent).....                | <b>415</b>           | <b>579</b>                   | <b>-</b>     | <b>273</b>        | <b>379</b>  | <b>391</b>                | <b>393</b> | <b>348</b>    | <b>437</b>         | <b>362</b>          | <b>386</b>                     | <b>469</b>  | <b>512</b>  |
| <b>Monthly Housing Costs as Percent of Income</b>  |                      |                              |              |                   |             |                           |            |               |                    |                     |                                |             |             |
| Less than 5 percent.....                           | .4                   | -                            | -            | -                 | -           | -                         | -          | .3            | -                  | -                   | .3                             | .1          | -           |
| 5 to 9 percent.....                                | 4.5                  | .1                           | -            | .2                | .1          | .4                        | .1         | .2            | 1.6                | -                   | 2.1                            | 1.4         | .7          |
| 10 to 14 percent.....                              | 19.3                 | 1.0                          | -            | .1                | .5          | 1.8                       | .1         | .6            | 5.5                | -                   | 10.4                           | 4.4         | 3.3         |
| 15 to 19 percent.....                              | 29.8                 | .9                           | -            | .8                | 1.2         | 3.2                       | 1.2        | 1.5           | 8.7                | .2                  | 15.0                           | 9.7         | 3.2         |
| 20 to 24 percent.....                              | 28.6                 | 1.1                          | -            | 1.2               | 1.1         | 2.8                       | 1.6        | 3.6           | 8.4                | 1.0                 | 15.3                           | 7.1         | 3.9         |
| 25 to 29 percent.....                              | 30.1                 | .8                           | -            | .4                | 1.4         | 7.9                       | .3         | 6.1           | 10.0               | 4.9                 | 19.3                           | 5.5         | 4.2         |
| 30 to 34 percent.....                              | 18.7                 | 1.1                          | -            | .4                | .2          | 1.9                       | .4         | 4.5           | 5.9                | 1.0                 | 9.7                            | 4.0         | 1.6         |
| 35 to 39 percent.....                              | 10.4                 | .1                           | -            | .3                | .8          | 2.1                       | .4         | .8            | 3.6                | 1.2                 | 6.6                            | 2.2         | 1.3         |
| 40 to 49 percent.....                              | 17.6                 | .5                           | -            | .5                | .6          | 3.6                       | 1.1        | 4.4           | 6.1                | 4.6                 | 11.5                           | 4.0         | 1.7         |
| 50 to 59 percent.....                              | 11.3                 | .6                           | -            | .5                | 1.2         | 2.6                       | .3         | 3.3           | 5.1                | 4.4                 | 7.8                            | 2.4         | .7          |
| 60 to 69 percent.....                              | 12.9                 | .3                           | -            | .9                | 1.1         | 5.5                       | .7         | 2.6           | 5.1                | 8.7                 | 9.9                            | 2.1         | .7          |
| 70 to 99 percent.....                              | 15.0                 | .2                           | -            | .9                | 1.3         | 4.8                       | 1.0        | 3.1           | 5.2                | 10.7                | 12.0                           | 1.6         | 1.1         |
| 100 percent or more <sup>2</sup> .....             | 12.2                 | .3                           | -            | .1                | .9          | 3.8                       | .5         | 3.0           | 6.0                | 6.8                 | 8.8                            | 2.1         | 1.1         |
| Zero or negative income.....                       | 2.2                  | -                            | -            | .1                | .3          | .5                        | .2         | .1            | 1.8                | 1.5                 | 1.5                            | .7          | -           |
| No cash rent.....                                  | 3.2                  | -                            | -            | -                 | .3          | .5                        | .3         | .9            | 7.0                | .4                  | 1.5                            | .4          | .6          |
| Mortgage payment not reported.....                 | ...                  | ...                          | ...          | ...               | ...         | ...                       | ...        | ...           | ...                | ...                 | ...                            | ...         | ...         |
| Median (excludes 3 previous lines).....            | <b>29</b>            | <b>26</b>                    | <b>-</b>     | <b>35</b>         | <b>39</b>   | <b>40</b>                 | <b>37</b>  | <b>36</b>     | <b>31</b>          | <b>66</b>           | <b>31</b>                      | <b>25</b>   | <b>26</b>   |
| <b>Rent Paid by Lodgers</b>                        |                      |                              |              |                   |             |                           |            |               |                    |                     |                                |             |             |
| Lodgers in housing units.....                      | 2.2                  | .3                           | -            | -                 | .1          | -                         | .1         | .1            | 1.1                | -                   | .6                             | .6          | .8          |
| Less than \$100 per month.....                     | .1                   | -                            | -            | -                 | -           | -                         | -          | -             | .1                 | -                   | -                              | .1          | -           |
| \$100 to \$199.....                                | 1.2                  | -                            | -            | -                 | -           | -                         | -          | -             | .5                 | -                   | .6                             | .1          | .2          |
| \$200 to \$299.....                                | .7                   | .3                           | -            | -                 | -           | -                         | .1         | -             | .4                 | -                   | -                              | .3          | .4          |
| \$300 to \$399.....                                | .1                   | -                            | -            | -                 | .1          | -                         | -          | -             | .1                 | -                   | -                              | -           | .1          |
| \$400 or more per month.....                       | -                    | -                            | -            | -                 | -           | -                         | -          | -             | -                  | -                   | -                              | -           | -           |
| Not reported.....                                  | .1                   | -                            | -            | -                 | -           | -                         | -          | .1            | -                  | -                   | -                              | .1          | -           |
| Median.....  | -                    | -                            | -            | -                 | -           | -                         | -          | -             | -                  | -                   | -                              | -           | -           |
| <b>Monthly Cost Paid for Electricity</b>           |                      |                              |              |                   |             |                           |            |               |                    |                     |                                |             |             |
| Electricity used.....                              | 214.5                | 7.0                          | -            | 6.5               | 10.7        | 41.5                      | 8.4        | 35.2          | 72.9               | 47.7                | 131.6                          | 47.7        | 24.1        |
| Less than \$25.....                                | 72.4                 | 1.8                          | -            | 1.4               | 2.9         | 8.7                       | 3.2        | 14.2          | 24.8               | 13.1                | 47.9                           | 15.7        | 6.3         |
| \$25 to \$49.....                                  | 79.7                 | 2.9                          | -            | 1.2               | 3.5         | 15.9                      | 3.3        | 10.6          | 26.0               | 17.4                | 48.9                           | 19.1        | 9.3         |
| \$50 to \$74.....                                  | 25.7                 | 1.1                          | -            | .1                | 1.6         | 6.9                       | 1.1        | 1.6           | 8.7                | 6.6                 | 12.9                           | 6.1         | 4.2         |
| \$75 to \$99.....                                  | 6.0                  | .3                           | -            | .2                | .6          | 2.3                       | .2         | .3            | 1.9                | 1.6                 | 3.3                            | 1.2         | .9          |
| \$100 to \$149.....                                | 4.1                  | .3                           | -            | .4                | .4          | 1.9                       | -          | .3            | 1.5                | 1.2                 | 2.1                            | .5          | 1.3         |
| \$150 to \$199.....                                | .2                   | -                            | -            | -                 | -           | .1                        | -          | .1            | -                  | .1                  | .1                             | -           | .1          |
| \$200 or more.....                                 | .5                   | -                            | -            | -                 | -           | .1                        | -          | .1            | .2                 | .1                  | .1                             | .4          | -           |
| Median.....  | <b>32</b>            | <b>37</b>                    | <b>-</b>     | <b>30</b>         | <b>36</b>   | <b>40</b>                 | <b>30</b>  | <b>25</b>     | <b>31</b>          | <b>35</b>           | <b>30</b>                      | <b>33</b>   | <b>36</b>   |
| Included in rent, other fee, or obtained free..... | 25.8                 | .6                           | -            | 3.3               | 1.7         | 5.5                       | .4         | 6.1           | 9.7                | 7.4                 | 16.2                           | 4.7         | 2.1         |
| <b>Monthly Cost Paid for Piped Gas</b>             |                      |                              |              |                   |             |                           |            |               |                    |                     |                                |             |             |
| Piped gas used.....                                | 166.3                | 3.4                          | -            | 6.2               | 10.3        | 38.8                      | 7.7        | 28.0          | 62.5               | 43.2                | 122.0                          | 39.3        | 17.9        |
| Less than \$25.....                                | 25.6                 | 1.3                          | -            | .6                | 1.4         | 3.5                       | .6         | 3.5           | 10.7               | 4.0                 | 16.0                           | 6.3         | 3.0         |
| \$25 to \$49.....                                  | 36.2                 | .1                           | -            | .5                | 1.7         | 3.9                       | 1.6        | 5.0           | 11.6               | 7.0                 | 21.3                           | 8.7         | 4.1         |
| \$50 to \$74.....                                  | 39.2                 | .7                           | -            | .3                | 1.5         | 7.0                       | 2.0        | 4.9           | 12.2               | 8.3                 | 26.4                           | 7.3         | 4.0         |
| \$75 to \$99.....                                  | 17.2                 | .5                           | -            | .5                | 1.4         | 5.9                       | 1.0        | 2.0           | 4.7                | 5.1                 | 12.1                           | 3.0         | 1.2         |
| \$100 to \$149.....                                | 12.4                 | -                            | -            | .7                | .8          | 7.0                       | .9         | .4            | 4.5                | 5.3                 | 10.3                           | 1.1         | .7          |
| \$150 to \$199.....                                | 2.4                  | -                            | -            | .2                | .6          | 1.6                       | .1         | .1            | .8                 | 1.2                 | 2.3                            | .1          | -           |
| \$200 or more.....                                 | 1.6                  | -                            | -            | .2                | .4          | 1.0                       | -          | .5            | .9                 | .8                  | 1.1                            | -           | .4          |
| Median.....  | <b>54</b>            | <b>77</b>                    | <b>-</b>     | <b>78</b>         | <b>63</b>   | <b>77</b>                 | <b>61</b>  | <b>47</b>     | <b>50</b>          | <b>66</b>           | <b>57</b>                      | <b>45</b>   | <b>48</b>   |
| Included in rent, other fee, or obtained free..... | 51.7                 | 1.2                          | -            | 3.4               | 2.4         | 8.9                       | 1.5        | 12.1          | 17.7               | 11.3                | 32.6                           | 12.9        | 4.5         |
| <b>Average Monthly Cost Paid for Fuel Oil</b>      |                      |                              |              |                   |             |                           |            |               |                    |                     |                                |             |             |
| Fuel oil used.....                                 | 28.3                 | .3                           | -            | 1.3               | 1.4         | 2.6                       | .6         | 4.8           | 10.0               | 5.7                 | 15.2                           | 7.1         | 3.1         |
| Less than \$25.....                                | 4.8                  | .1                           | -            | .4                | .3          | .3                        | .3         | .9            | 2.3                | .9                  | 3.2                            | 1.5         | -           |
| \$25 to \$49.....                                  | 10.1                 | .1                           | -            | .5                | .5          | .8                        | .1         | 1.0           | 3.9                | 2.0                 | 5.6                            | 1.8         | 2.1         |
| \$50 to \$74.....                                  | 4.3                  | -                            | -            | .1                | .1          | .6                        | .1         | .6            | .9                 | .7                  | 1.9                            | 1.1         | .4          |
| \$75 to \$99.....                                  | 4.3                  | -                            | -            | -                 | -           | .3                        | -          | 1.5           | 1.1                | 1.2                 | 1.5                            | 2.1         | .4          |
| \$100 to \$149.....                                | .4                   | -                            | -            | -                 | -           | -                         | -          | .1            | .1                 | -                   | .1                             | -           | -           |
| \$150 to \$199.....                                | -                    | -                            | -            | -                 | -           | -                         | -          | -             | -                  | -                   | -                              | -           | -           |
| \$200 or more.....                                 | -                    | -                            | -            | -                 | -           | -                         | -          | -             | -                  | -                   | -                              | -           | -           |
| Median.....  | <b>43</b>            | <b>-</b>                     | <b>-</b>     | <b>-</b>          | <b>-</b>    | <b>-</b>                  | <b>-</b>   | <b>56</b>     | <b>37</b>          | <b>44</b>           | <b>38</b>                      | <b>50</b>   | <b>-</b>    |
| Included in rent, other fee, or obtained free..... | 4.5                  | -                            | -            | .3                | .5          | .7                        | .1         | .7            | 1.8                | 1.0                 | 3.0                            | .5          | .3          |
| <b>Property Insurance</b>                          |                      |                              |              |                   |             |                           |            |               |                    |                     |                                |             |             |
| Property insurance paid.....                       | 84.3                 | 4.3                          | -            | .6                | .8          | 5.8                       | 1.9        | 17.5          | 23.6               | 6.2                 | 39.4                           | 25.6        | 13.0        |
| Median per month.....                              | <b>10</b>            | <b>10</b>                    | <b>-</b>     | <b>-</b>          | <b>-</b>    | <b>10</b>                 | <b>-</b>   | <b>10</b>     | <b>10</b>          | <b>10</b>           | <b>10</b>                      | <b>10</b>   | <b>10</b>   |

**Table 4-13. Selected Housing Costs - Renter Occupied Units—Con.**

[Numbers in thousands. For meaning of symbols, see text.]

| Characteristics  | Total occupied units | Housing unit characteristics |              |                   |          | Household characteristics |          |               |                    |                     | Selected subareas <sup>1</sup> |          |            |
|--|----------------------|------------------------------|--------------|-------------------|----------|---------------------------|----------|---------------|--------------------|---------------------|--------------------------------|----------|------------|
|  |                      | New construction 4 yrs       | Mobile homes | Physical problems |          | Black                     | Hispanic | Elderly (65+) | Moved in past year | Below poverty level | Area one                       | Area two | Area three |
|  |                      |                              |              | Severe            | Moderate |                           |          |               |                    |                     |                                |          |            |
| <b>Monthly Costs Paid for Selected Utilities and Fuels</b> |                      |                              |              |                   |          |                           |          |               |                    |                     |                                |          |            |
| Water paid separately.....                                 | 15.0                 | .6                           | -            | .2                | .4       | 1.7                       | .7       | 1.6           | 4.8                | 2.0                 | 7.3                            | 3.3      | 2.6        |
| Median.....  | 16                   | ---                          | ---          | ---               | ---      | ---                       | ---      | ---           | 16                 | ---                 | 14                             | ---      | ---        |
| Trash paid separately.....                                 | 2.3                  | ---                          | ---          | ---               | ---      | ---                       | ---      | .1            | .8                 | ---                 | ---                            | .1       | 1.7        |
| Median.....  | ---                  | ---                          | ---          | ---               | ---      | ---                       | ---      | ---           | ---                | ---                 | ---                            | ---      | ---        |
| Bottled gas paid separately.....                           | 1.1                  | ---                          | ---          | .1                | ---      | ---                       | ---      | .5            | .2                 | .2                  | .1                             | ---      | .5         |
| Median.....  | ---                  | ---                          | ---          | ---               | ---      | ---                       | ---      | ---           | ---                | ---                 | ---                            | ---      | ---        |
| Other fuel paid separately.....                            | 2.4                  | ---                          | ---          | .2                | .1       | ---                       | ---      | .5            | .4                 | .1                  | .5                             | .6       | .7         |
| Median.....  | ---                  | ---                          | ---          | ---               | ---      | ---                       | ---      | ---           | ---                | ---                 | ---                            | ---      | ---        |

<sup>1</sup>See back cover for details.

<sup>2</sup>May reflect a temporary situation, living off savings, or response error.

Table 4-17. Rooms in Unit by Household and Unit Size, Income, and Costs - Renter Occupied Units

[Numbers in thousands. For meaning of symbols, see text.]

| Characteristics                                   | Occupied units |               |               |               |                 |        |          |        |         |         |                 |        |
|---|----------------|---------------|---------------|---------------|-----------------|--------|----------|--------|---------|---------|-----------------|--------|
|   | Total          | Rooms         |               |               |                 |        | Bedrooms |        |         |         |                 | Median |
|   |                | 1 and 2 rooms | 3 and 4 rooms | 5 and 6 rooms | 7 rooms or more | Median | No rooms | 1 room | 2 rooms | 3 rooms | 4 rooms or more |        |
| <b>Total</b> .....                                | 214.5          | 10.6          | 116.8         | 75.5          | 11.6            | 4.2    | 8.7      | 62.8   | 95.7    | 38.3    | 9.0             | 1.9    |
| <b>Persons</b>                                    |                |               |               |               |                 |        |          |        |         |         |                 |        |
| 1 person.....                                     | 84.6           | 9.3           | 60.8          | 13.3          | 1.2             | 3.6    | 7.7      | 47.2   | 25.6    | 3.7     | .5              | 1.2    |
| 2 persons.....                                    | 62.9           | 1.1           | 37.7          | 23.0          | 1.1             | 4.1    | 1.0      | 13.4   | 39.3    | 9.2     | .9              | 1.9    |
| 3 persons.....                                    | 27.1           | .1            | 11.5          | 13.7          | 1.8             | 4.8    | ..       | 1.3    | 17.0    | 7.5     | 1.3             | 2.2    |
| 4 persons.....                                    | 24.8           | ..            | 5.4           | 15.7          | 3.5             | 5.4    | ..       | .7     | 10.6    | 10.9    | 2.3             | 2.6    |
| 5 persons.....                                    | 6.5            | ..            | 1.4           | 5.9           | 1.1             | 5.4    | ..       | .1     | 2.6     | 4.8     | .9              | 2.8    |
| 6 persons.....                                    | 3.7            | ..            | ..            | 1.7           | 2.0             | ..     | ..       | ..     | .2      | 1.5     | 1.9             | ..     |
| 7 persons or more.....                            | 3.1            | ..            | ..            | 2.2           | .9              | ..     | ..       | ..     | .4      | 1.7     | 1.1             | ..     |
| Median.....                                       | 1.9            | 1.5-          | 1.5-          | 2.6           | 4.0             | ..     | 1.5-     | 1.5-   | 2.1     | 3.5     | 4.3             | ..     |
| <b>Rooms</b>                                      |                |               |               |               |                 |        |          |        |         |         |                 |        |
| 1 room.....                                       | 5.4            | ..            | ..            | ..            | ..              | ..     | 5.4      | ..     | ..      | ..      | ..              | 5-     |
| 2 rooms.....                                      | 5.1            | ..            | ..            | ..            | ..              | ..     | 2.9      | 2.2    | ..      | ..      | ..              | 5-     |
| 3 rooms.....                                      | 48.3           | ..            | ..            | ..            | ..              | ..     | .4       | 47.8   | .1      | ..      | ..              | 1.0    |
| 4 rooms.....                                      | 68.5           | ..            | ..            | ..            | ..              | ..     | ..       | 11.3   | 57.1    | .1      | ..              | 1.9    |
| 5 rooms.....                                      | 54.9           | ..            | ..            | ..            | ..              | ..     | ..       | 1.5    | 35.0    | 18.4    | ..              | 2.2    |
| 6 rooms.....                                      | 20.7           | ..            | ..            | ..            | ..              | ..     | ..       | ..     | 2.7     | 18.3    | 1.7             | 3.0    |
| 7 rooms.....                                      | 6.8            | ..            | ..            | ..            | ..              | ..     | ..       | ..     | .6      | 3.1     | 3.2             | 3.4    |
| 8 rooms.....                                      | 2.1            | ..            | ..            | ..            | ..              | ..     | ..       | ..     | .3      | .4      | 1.5             | ..     |
| 9 rooms.....                                      | 1.9            | ..            | ..            | ..            | ..              | ..     | ..       | ..     | ..      | ..      | 1.9             | ..     |
| 10 rooms or more.....                             | .8             | ..            | ..            | ..            | ..              | ..     | ..       | ..     | ..      | ..      | .8              | ..     |
| Median.....                                       | 4.2            | ..            | ..            | ..            | ..              | ..     | 1.5-     | 3.1    | 4.3     | 6.5     | 7.4             | ..     |
| <b>Bedrooms</b>                                   |                |               |               |               |                 |        |          |        |         |         |                 |        |
| None.....   | 8.7            | 8.3           | .4            | ..            | ..              | 2.5-   | ..       | ..     | ..      | ..      | ..              | ..     |
| 1.....  | 62.8           | 2.2           | 59.1          | 1.5           | ..              | 3.5    | ..       | ..     | ..      | ..      | ..              | ..     |
| 2.....  | 95.7           | ..            | 57.2          | 37.7          | .9              | 4.2    | ..       | ..     | ..      | ..      | ..              | ..     |
| 3.....  | 38.3           | ..            | .1            | 34.7          | 3.4             | 5.6    | ..       | ..     | ..      | ..      | ..              | ..     |
| 4 or more.....                                    | 9.0            | ..            | ..            | 1.7           | 7.3             | 6.5+   | ..       | ..     | ..      | ..      | ..              | ..     |
| Median.....                                       | 1.9            | 1.5-          | 1.5           | 2.5           | 3.5+            | ..     | ..       | ..     | ..      | ..      | ..              | ..     |
| <b>Complete Bathrooms</b>                         |                |               |               |               |                 |        |          |        |         |         |                 |        |
| None.....   | 3.6            | 3.2           | ..            | .1            | .2              | ..     | 2.8      | .5     | .1      | ..      | .2              | ..     |
| 1.....  | 178.0          | 7.3           | 106.9         | 58.7          | 5.2             | 4.0    | 6.0      | 60.8   | 80.4    | 27.1    | 3.8             | 1.8    |
| 1 and one-half.....                               | 25.2           | ..            | 7.4           | 14.3          | 3.5             | 5.2    | ..       | .9     | 11.3    | 10.4    | 2.6             | 2.5    |
| 2 or more.....                                    | 7.8            | ..            | 2.8           | 2.5           | 2.7             | 5.5    | ..       | .7     | 3.9     | .8      | 2.4             | 2.3    |
| <b>Lot Size</b>                                   |                |               |               |               |                 |        |          |        |         |         |                 |        |
| Less than one-eighth acre.....                    | 2.8            | ..            | .7            | 1.9           | .2              | ..     | ..       | .1     | 1.6     | .9      | .2              | ..     |
| One-eighth up to one-quarter acre.....            | 1.5            | ..            | .2            | .7            | .6              | ..     | ..       | ..     | .4      | .5      | .6              | ..     |
| One-quarter up to one-half acre.....              | 1.5            | .2            | .1            | .7            | .4              | ..     | .2       | ..     | .4      | .6      | .3              | ..     |
| One-half up to one acre.....                      | 1.0            | ..            | .2            | .8            | .1              | ..     | ..       | .2     | .2      | .6      | .1              | ..     |
| 1 to 4 acres.....                                 | 2.5            | ..            | .4            | .7            | 1.3             | ..     | ..       | .3     | .1      | ..      | 1.3             | ..     |
| 5 to 9 acres.....                                 | .1             | ..            | ..            | ..            | .1              | ..     | ..       | ..     | ..      | ..      | ..              | ..     |
| 10 acres or more.....                             | .9             | ..            | ..            | .7            | .2              | ..     | ..       | ..     | .1      | .6      | .2              | ..     |
| Don't know.....                                   | 22.4           | ..            | 6.9           | 11.3          | 4.2             | 5.3    | ..       | 1.3    | 9.6     | 8.2     | 3.3             | 2.5    |
| Not reported.....                                 | 4.4            | ..            | 1.9           | 2.1           | .5              | 4.8    | ..       | 1.0    | 1.2     | 2.0     | .2              | 2.5    |
| Median.....                                       | .40            | ..            | .20           | .31           | 1.41            | ..     | ..       | ..     | .13-    | .52     | 1.35            | ..     |
| <b>Income of Families and Primary Individuals</b> |                |               |               |               |                 |        |          |        |         |         |                 |        |
| Less than \$5,000.....                            | 15.0           | 1.9           | 8.6           | 4.3           | .2              | 3.8    | 1.7      | 5.4    | 5.9     | 1.9     | .1              | 1.6    |
| \$5,000 to \$9,999.....                           | 55.5           | 3.5           | 31.2          | 17.9          | 2.9             | 4.1    | 2.8      | 16.7   | 22.2    | 9.8     | 2.0             | 1.8    |
| \$10,000 to \$14,999.....                         | 28.1           | 2.5           | 14.3          | 10.4          | .8              | 4.1    | 1.6      | 8.8    | 12.3    | 4.3     | 1.0             | 1.8    |
| \$15,000 to \$19,999.....                         | 26.6           | .6            | 15.9          | 8.1           | 1.9             | 4.1    | .6       | 8.9    | 11.5    | 3.4     | 2.1             | 1.8    |
| \$20,000 to \$24,999.....                         | 23.3           | .6            | 13.4          | 7.8           | 1.5             | 4.1    | .6       | 6.0    | 11.8    | 4.1     | 1.0             | 1.9    |
| \$25,000 to \$29,999.....                         | 22.6           | .5            | 12.9          | 6.5           | .7              | 4.2    | .5       | 6.0    | 11.5    | 4.2     | .4              | 1.9    |
| \$30,000 to \$34,999.....                         | 14.5           | .4            | 7.7           | 5.5           | .8              | 4.3    | .2       | 4.1    | 6.6     | 2.9     | .6              | 1.9    |
| \$35,000 to \$39,999.....                         | 9.0            | .3            | 3.4           | 4.9           | .4              | 4.8    | .3       | 1.5    | 4.6     | 2.5     | .2              | 2.1    |
| \$40,000 to \$49,999.....                         | 9.1            | .1            | 4.8           | 3.5           | .7              | 4.3    | .1       | 1.7    | 4.5     | 2.5     | .4              | 2.1    |
| \$50,000 to \$59,999.....                         | 6.2            | ..            | 2.6           | 3.0           | .6              | 4.8    | ..       | 1.1    | 3.0     | 1.5     | .6              | 2.2    |
| \$60,000 to \$79,999.....                         | 3.0            | ..            | 1.1           | 1.0           | .9              | ..     | .1       | .4     | 1.3     | .5      | .7              | ..     |
| \$80,000 to \$99,999.....                         | .6             | ..            | .3            | .4            | ..              | ..     | ..       | ..     | .3      | .4      | ..              | ..     |
| \$100,000 to \$119,999.....                       | ..             | ..            | ..            | ..            | ..              | ..     | ..       | ..     | ..      | ..      | ..              | ..     |
| \$120,000 or more.....                            | .9             | ..            | .8            | .3            | ..              | ..     | ..       | ..     | .3      | .3      | ..              | ..     |
| Median.....                                       | 16 634         | 9 604         | 16 356        | 16 217        | 19 671          | ..     | 9 745    | 14 191 | 18 197  | 19 569  | 18 347          | ..     |
| <b>Monthly Housing Costs</b>                      |                |               |               |               |                 |        |          |        |         |         |                 |        |
| Less than \$100.....                              | 1.1            | .2            | .9            | ..            | ..              | ..     | .1       | 1.0    | ..      | ..      | ..              | ..     |
| \$100 to \$199.....                               | 17.2           | 2.5           | 11.6          | 3.1           | ..              | 3.6    | 1.9      | 10.0   | 3.9     | 1.2     | .2              | 1.2    |
| \$200 to \$249.....                               | 8.0            | 2.3           | 4.8           | 1.0           | ..              | 3.2    | 2.1      | 3.9    | 1.6     | ..      | ..              | 1.0    |
| \$250 to \$299.....                               | 17.5           | 2.8           | 11.5          | 2.9           | .3              | 3.5    | 2.0      | 7.5    | 5.6     | 2.2     | .1              | 1.4    |
| \$300 to \$349.....                               | 24.2           | 1.2           | 15.7          | 6.9           | .4              | 3.9    | 1.1      | 10.3   | 10.1    | 2.3     | .4              | 1.8    |
| \$350 to \$399.....                               | 28.5           | .6            | 17.3          | 10.0          | .6              | 4.3    | .8       | 8.8    | 13.9    | 4.7     | .3              | 1.8    |
| \$400 to \$449.....                               | 29.9           | .3            | 16.5          | 12.5          | .7              | 4.3    | .9       | 6.8    | 16.9    | 5.0     | 1.0             | 2.0    |
| \$450 to \$499.....                               | 27.5           | .2            | 15.1          | 9.9           | 2.3             | 4.3    | ..       | 7.2    | 13.0    | 5.2     | 2.1             | 2.1    |
| \$500 to \$599.....                               | 31.9           | .1            | 15.0          | 13.8          | 3.0             | 4.6    | .1       | 5.0    | 17.1    | 7.1     | 2.4             | 2.1    |
| \$600 to \$699.....                               | 16.7           | .3            | 5.7           | 9.1           | 1.6             | 5.0    | .3       | 1.5    | 8.1     | 6.2     | .7              | 2.3    |
| \$700 to \$799.....                               | 4.8            | ..            | 1.1           | 2.4           | 1.4             | 5.6    | ..       | .4     | 1.9     | 2.1     | .1              | 2.7    |
| \$800 to \$999.....                               | 2.5            | ..            | .9            | 1.6           | ..              | ..     | ..       | .1     | 1.2     | .7      | ..              | ..     |
| \$1,000 to \$1,249.....                           | .9             | ..            | .3            | .3            | .3              | ..     | ..       | .3     | .4      | .2      | ..              | ..     |
| \$1,250 to \$1,499.....                           | .5             | ..            | .2            | .4            | ..              | ..     | ..       | ..     | .3      | ..      | ..              | ..     |
| \$1,500 or more.....                              | .1             | ..            | ..            | ..            | ..              | ..     | ..       | ..     | ..      | ..      | ..              | ..     |
| No cash rent.....                                 | 3.2            | ..            | .6            | 1.6           | 1.0             | ..     | ..       | ..     | 1.5     | .9      | .7              | ..     |
| Mortgage payment not reported.....                | ..             | ..            | ..            | ..            | ..              | ..     | ..       | ..     | ..      | ..      | ..              | ..     |
| Median (excludes no cash rent).....               | 415            | 255           | 390           | 453           | 535             | ..     | 255      | 344    | 435     | 479     | 496             | ..     |

**Table 4-18. Square Footage by Household and Unit Size, Income, and Costs - Renter Occupied Units**

[Numbers in thousands. For meaning of symbols, see text.]

| Characteristics                                   | Size of occupied detached 1-family homes and 1-family mobile homes |                           |                        |                          |                          |                          |                          |              | Median |
|---|--|---------------------------|------------------------|--------------------------|--------------------------|--------------------------|--------------------------|--------------|--------|
|   | Total  | Less than 500 square feet | 500 to 999 square feet | 1000 to 1499 square feet | 1500 to 1999 square feet | 2000 to 2499 square feet | 2500 square feet or more | Not reported |        |
| <b>Total</b> .....                                | 23.7   | .4                        | 2.9                    | 3.0                      | 5.0                      | 4.3                      | 4.7                      | 3.4          | 1 679  |
| <b>Persons</b>                                    |  |                           |                        |                          |                          |                          |                          |              |        |
| 1 person.....                                     | 4.8  | .3                        | .8                     | .9                       | 1.0                      | 1.2                      | .2                       | .7           | 1 661  |
| 2 persons.....                                    | 6.0  | .1                        | 1.3                    | .7                       | .7                       | 1.1                      | 1.6                      | .5           | 1 948  |
| 3 persons.....                                    | 4.0  | -                         | -                      | .8                       | 1.3                      | 1.1                      | .5                       | .5           | 1 948  |
| 4 persons.....                                    | 5.5  | -                         | .4                     | .8                       | 1.6                      | .8                       | 1.1                      | 1.1          | 1 885  |
| 5 persons.....                                    | 1.0  | -                         | .1                     | -                        | .2                       | .1                       | .4                       | .1           | ...    |
| 6 persons.....                                    | 2.0  | -                         | .8                     | -                        | .2                       | -                        | .6                       | .6           | ...    |
| 7 persons or more.....                            | .5   | -                         | -                      | .1                       | .1                       | -                        | .2                       | -            | ...    |
| Median.....                                       | 2.8  | -                         | -                      | -                        | 3.2                      | 2.3                      | 3.5                      | -            | -      |
| <b>Rooms</b>                                      |  |                           |                        |                          |                          |                          |                          |              |        |
| 1 room.....                                       | .2   | -                         | -                      | .2                       | -                        | -                        | -                        | -            | ...    |
| 2 rooms.....                                      | -  | -                         | -                      | -                        | -                        | -                        | -                        | -            | ...    |
| 3 rooms.....                                      | 1.2  | .3                        | .5                     | -                        | .1                       | -                        | -                        | .2           | ...    |
| 4 rooms.....                                      | 4.1  | -                         | .8                     | 1.0                      | .8                       | .2                       | .5                       | .9           | 1 434  |
| 5 rooms.....                                      | 7.9  | -                         | .9                     | 1.1                      | 2.2                      | 2.4                      | .5                       | .8           | 1 845  |
| 6 rooms.....                                      | 3.9  | .1                        | .2                     | .8                       | .7                       | .9                       | .7                       | .5           | 1 923  |
| 7 rooms.....                                      | 3.1  | -                         | .1                     | -                        | 1.2                      | .4                       | .8                       | .8           | ...    |
| 8 rooms.....                                      | 1.1  | -                         | -                      | -                        | -                        | .3                       | .6                       | .2           | ...    |
| 9 rooms.....                                      | 1.7  | -                         | .4                     | -                        | -                        | -                        | 1.2                      | .2           | ...    |
| 10 rooms or more.....                             | .4   | -                         | -                      | -                        | -                        | -                        | .4                       | -            | ...    |
| Median.....                                       | 5.3  | -                         | -                      | -                        | 5.2                      | 5.3                      | 7.3                      | -            | -      |
| <b>Bedrooms</b>                                   |  |                           |                        |                          |                          |                          |                          |              |        |
| None.....   | .2   | -                         | -                      | .2                       | -                        | -                        | -                        | -            | ...    |
| 1.....  | 1.7  | .3                        | .8                     | .2                       | .1                       | -                        | -                        | .4           | ...    |
| 2.....  | 7.5  | .1                        | 1.3                    | 1.5                      | 2.0                      | 1.1                      | .5                       | .9           | 1 573  |
| 3.....  | 8.5  | -                         | .5                     | .9                       | 2.3                      | 2.3                      | 1.3                      | 1.2          | 1 893  |
| 4 or more.....                                    | 5.9  | -                         | .5                     | .1                       | .8                       | .8                       | 2.9                      | .9           | 2500+  |
| Median.....                                       | 2.8  | -                         | -                      | -                        | 2.7                      | 2.9                      | 3.5+                     | -            | -      |
| <b>Complete Bathrooms</b>                         |  |                           |                        |                          |                          |                          |                          |              |        |
| None.....   | .3   | -                         | -                      | .1                       | -                        | .2                       | -                        | -            | ...    |
| 1.....  | 15.4   | .4                        | 2.4                    | 2.0                      | 3.2                      | 2.6                      | 2.1                      | 2.7          | 1 746  |
| 1 and one-half.....                               | 5.7  | -                         | .1                     | .9                       | 1.4                      | 1.1                      | 1.5                      | .6           | 2 039  |
| 2 or more.....                                    | 2.3  | -                         | .4                     | -                        | .4                       | .3                       | 1.0                      | .2           | ...    |
| <b>Lot Size</b>                                   |  |                           |                        |                          |                          |                          |                          |              |        |
| Less than one-eighth acre.....                    | 2.2  | -                         | .3                     | .3                       | .4                       | .8                       | -                        | .5           | ...    |
| One-eighth up to one-quarter acre.....            | 1.4  | -                         | -                      | .2                       | .2                       | .2                       | .8                       | -            | ...    |
| One-quarter up to one-half acre.....              | 1.3  | -                         | .2                     | .3                       | .2                       | .1                       | .3                       | -            | ...    |
| One-half up to one acre.....                      | .9   | -                         | .2                     | -                        | .1                       | .2                       | .2                       | .2           | ...    |
| 1 to 4 acres.....                                 | 2.4  | .2                        | .1                     | -                        | .4                       | .8                       | .4                       | .3           | ...    |
| 5 to 9 acres.....                                 | .1   | -                         | -                      | -                        | -                        | -                        | .4                       | -            | ...    |
| 10 acres or more.....                             | .9   | -                         | -                      | .2                       | .3                       | -                        | .1                       | -            | ...    |
| Don't know.....                                   | 13.1   | .2                        | 2.1                    | 1.9                      | 3.1                      | 2.0                      | 2.0                      | 1.8          | 1 720  |
| Not reported.....                                 | 1.3  | -                         | -                      | -                        | .3                       | .1                       | .2                       | .6           | ...    |
| Median.....                                       | .44  | -                         | -                      | -                        | .61                      | .52                      | .47                      | -            | -      |
| <b>Income of Families and Primary Individuals</b> |  |                           |                        |                          |                          |                          |                          |              |        |
| Less than \$5,000.....                            | .6   | .1                        | .1                     | -                        | .2                       | -                        | -                        | .2           | ...    |
| \$5,000 to \$9,999.....                           | 4.9  | -                         | .9                     | 1.1                      | .9                       | .7                       | .2                       | 1.0          | 1 472  |
| \$10,000 to \$14,999.....                         | 2.4  | -                         | .3                     | .3                       | .5                       | .4                       | .5                       | .5           | ...    |
| \$15,000 to \$19,999.....                         | 3.4  | -                         | .8                     | .2                       | .5                       | .8                       | .8                       | .3           | ...    |
| \$20,000 to \$24,999.....                         | 3.1  | .2                        | .2                     | -                        | .7                       | .8                       | .8                       | .4           | ...    |
| \$25,000 to \$29,999.....                         | 2.9  | -                         | .4                     | .4                       | .8                       | .4                       | .6                       | .2           | ...    |
| \$30,000 to \$34,999.....                         | 1.5  | .1                        | .2                     | -                        | .3                       | .3                       | .3                       | .2           | ...    |
| \$35,000 to \$39,999.....                         | 1.3  | -                         | -                      | .2                       | .2                       | .2                       | .5                       | .2           | ...    |
| \$40,000 to \$49,999.....                         | 1.3  | -                         | -                      | .3                       | .2                       | .3                       | .3                       | .2           | ...    |
| \$50,000 to \$59,999.....                         | 1.1  | -                         | -                      | .2                       | .3                       | .1                       | .3                       | .2           | ...    |
| \$60,000 to \$79,999.....                         | .8   | -                         | -                      | .1                       | .2                       | .2                       | .3                       | .2           | ...    |
| \$80,000 to \$99,999.....                         | .1   | -                         | .1                     | -                        | -                        | -                        | -                        | -            | ...    |
| \$100,000 to \$119,999.....                       | -  | -                         | -                      | -                        | -                        | -                        | -                        | -            | ...    |
| \$120,000 or more.....                            | .3   | -                         | -                      | .1                       | .2                       | -                        | -                        | -            | ...    |
| Median.....                                       | 20 806   | -                         | -                      | -                        | 23 215                   | 21 377                   | 25 040                   | -            | -      |
| <b>Monthly Housing Costs</b>                      |  |                           |                        |                          |                          |                          |                          |              |        |
| Less than \$100.....                              | -  | -                         | -                      | -                        | -                        | -                        | -                        | -            | ...    |
| \$100 to \$199.....                               | .8   | -                         | -                      | -                        | -                        | -                        | .5                       | .1           | ...    |
| \$200 to \$249.....                               | .2   | -                         | -                      | -                        | -                        | -                        | -                        | -            | ...    |
| \$250 to \$299.....                               | 1.1  | .1                        | .2                     | .2                       | .2                       | .2                       | .3                       | .1           | ...    |
| \$300 to \$349.....                               | 1.4  | .2                        | .6                     | .6                       | .3                       | .4                       | .1                       | .3           | ...    |
| \$350 to \$399.....                               | 2.8  | -                         | .6                     | .3                       | .4                       | .8                       | .2                       | .1           | ...    |
| \$400 to \$449.....                               | 2.3  | .1                        | .5                     | .4                       | .6                       | 1.2                      | .2                       | .1           | ...    |
| \$450 to \$499.....                               | 4.9  | -                         | .5                     | .5                       | .6                       | .2                       | 1.8                      | .2           | ...    |
| \$500 to \$599.....                               | 2.9  | -                         | .4                     | .5                       | .4                       | .3                       | .9                       | 1.1          | 1 952  |
| \$600 to \$699.....                               | 4.0  | -                         | .1                     | .5                       | 1.7                      | .8                       | .3                       | .8           | 1 824  |
| \$700 to \$799.....                               | .4   | -                         | -                      | -                        | .2                       | .2                       | .2                       | -            | ...    |
| \$800 to \$999.....                               | .4   | -                         | -                      | -                        | .2                       | .2                       | .2                       | -            | ...    |
| \$1,000 to \$1,249.....                           | .2   | -                         | -                      | -                        | -                        | -                        | .2                       | -            | ...    |
| \$1,250 to \$1,499.....                           | -  | -                         | -                      | -                        | -                        | -                        | -                        | -            | ...    |
| \$1,500 or more.....                              | .1   | -                         | -                      | .1                       | -                        | -                        | -                        | -            | ...    |
| No cash rent.....                                 | 2.0  | -                         | -                      | .2                       | .2                       | 1.0                      | .4                       | .1           | ...    |
| Mortgage payment not reported.....                | ...  | -                         | -                      | -                        | -                        | -                        | -                        | -            | ...    |
| Median (excludes no cash rent).....               | 472  | -                         | -                      | -                        | 513                      | 464                      | 482                      | -            | -      |



**Table 4-19. Income, Costs, and Mortgage - Renter Occupied Units**

[Numbers in thousands. For meaning of symbols, see text.]

| Characteristics                                   | Owner occupied |                        |               |       |                  |                        |               |       | Renter occupied        |        |                                   |        |     |
|---|----------------|------------------------|---------------|-------|------------------|------------------------|---------------|-------|------------------------|--------|-----------------------------------|--------|-----|
|   | With mortgage  |                        |               |       | With no mortgage |                        |               |       | All renters            |        | Unsubsidized renters <sup>1</sup> |        |     |
|   | Total          | Specified <sup>2</sup> | Not specified |       | Total            | Specified <sup>2</sup> | Not specified |       | Specified <sup>3</sup> | Other  | Specified <sup>2</sup>            | Other  |     |
|   |                |                        | Condo or Coop | Other |                  |                        | Condo or Coop | Other |                        |        |                                   |        |     |
| <b>Total</b> .....                                | ---            | ---                    | ---           | ---   | ---              | ---                    | ---           | ---   | ---                    | 213.6  | .9                                | 187.4  | .9  |
| <b>Income of Families and Primary Individuals</b> |                |                        |               |       |                  |                        |               |       |                        |        |                                   |        |     |
| Less than \$5,000.....                            | ---            | ---                    | ---           | ---   | ---              | ---                    | ---           | ---   | ---                    | 15.0   | --                                | 11.8   | --  |
| \$5,000 to \$9,999.....                           | ---            | ---                    | ---           | ---   | ---              | ---                    | ---           | ---   | ---                    | 55.5   | --                                | 38.6   | --  |
| \$10,000 to \$14,999.....                         | ---            | ---                    | ---           | ---   | ---              | ---                    | ---           | ---   | ---                    | 27.8   | .3                                | 25.1   | .3  |
| \$15,000 to \$19,999.....                         | ---            | ---                    | ---           | ---   | ---              | ---                    | ---           | ---   | ---                    | 26.6   | --                                | 24.5   | --  |
| \$20,000 to \$24,999.....                         | ---            | ---                    | ---           | ---   | ---              | ---                    | ---           | ---   | ---                    | 23.3   | --                                | 22.7   | --  |
| \$25,000 to \$29,999.....                         | ---            | ---                    | ---           | ---   | ---              | ---                    | ---           | ---   | ---                    | 22.5   | .1                                | 22.3   | .1  |
| \$30,000 to \$34,999.....                         | ---            | ---                    | ---           | ---   | ---              | ---                    | ---           | ---   | ---                    | 14.5   | --                                | 14.5   | --  |
| \$35,000 to \$39,999.....                         | ---            | ---                    | ---           | ---   | ---              | ---                    | ---           | ---   | ---                    | 8.8    | .2                                | 8.8    | .2  |
| \$40,000 to \$49,999.....                         | ---            | ---                    | ---           | ---   | ---              | ---                    | ---           | ---   | ---                    | 9.1    | --                                | 9.0    | --  |
| \$50,000 to \$59,999.....                         | ---            | ---                    | ---           | ---   | ---              | ---                    | ---           | ---   | ---                    | 6.2    | --                                | 6.1    | --  |
| \$60,000 to \$79,999.....                         | ---            | ---                    | ---           | ---   | ---              | ---                    | ---           | ---   | ---                    | 3.0    | --                                | 2.9    | --  |
| \$80,000 to \$99,999.....                         | ---            | ---                    | ---           | ---   | ---              | ---                    | ---           | ---   | ---                    | .8     | --                                | .8     | --  |
| \$100,000 to \$119,999.....                       | ---            | ---                    | ---           | ---   | ---              | ---                    | ---           | ---   | ---                    | --     | --                                | --     | --  |
| \$120,000 or more.....                            | ---            | ---                    | ---           | ---   | ---              | ---                    | ---           | ---   | ---                    | .6     | .3                                | .6     | .3  |
| Median.....                                       | ---            | ---                    | ---           | ---   | ---              | ---                    | ---           | ---   | ---                    | 16 804 | --                                | 18 703 | --  |
| <b>Monthly Housing Costs</b>                      |                |                        |               |       |                  |                        |               |       |                        |        |                                   |        |     |
| Less than \$100.....                              | ---            | ---                    | ---           | ---   | ---              | ---                    | ---           | ---   | ---                    | 1.1    | --                                | .2     | --  |
| \$100 to \$199.....                               | ---            | ---                    | ---           | ---   | ---              | ---                    | ---           | ---   | ---                    | 17.2   | --                                | 4.6    | --  |
| \$200 to \$249.....                               | ---            | ---                    | ---           | ---   | ---              | ---                    | ---           | ---   | ---                    | 8.0    | --                                | 5.4    | --  |
| \$250 to \$299.....                               | ---            | ---                    | ---           | ---   | ---              | ---                    | ---           | ---   | ---                    | 17.5   | --                                | 15.6   | --  |
| \$300 to \$349.....                               | ---            | ---                    | ---           | ---   | ---              | ---                    | ---           | ---   | ---                    | 24.2   | --                                | 21.4   | --  |
| \$350 to \$399.....                               | ---            | ---                    | ---           | ---   | ---              | ---                    | ---           | ---   | ---                    | 28.3   | .2                                | 27.1   | .2  |
| \$400 to \$449.....                               | ---            | ---                    | ---           | ---   | ---              | ---                    | ---           | ---   | ---                    | 29.9   | --                                | 28.7   | --  |
| \$450 to \$499.....                               | ---            | ---                    | ---           | ---   | ---              | ---                    | ---           | ---   | ---                    | 27.4   | .1                                | 26.4   | .1  |
| \$500 to \$599.....                               | ---            | ---                    | ---           | ---   | ---              | ---                    | ---           | ---   | ---                    | 31.9   | --                                | 30.9   | --  |
| \$600 to \$699.....                               | ---            | ---                    | ---           | ---   | ---              | ---                    | ---           | ---   | ---                    | 16.7   | --                                | 15.9   | --  |
| \$700 to \$799.....                               | ---            | ---                    | ---           | ---   | ---              | ---                    | ---           | ---   | ---                    | 4.8    | --                                | 4.8    | --  |
| \$800 to \$999.....                               | ---            | ---                    | ---           | ---   | ---              | ---                    | ---           | ---   | ---                    | 2.3    | .2                                | 2.3    | .2  |
| \$1,000 to \$1,249.....                           | ---            | ---                    | ---           | ---   | ---              | ---                    | ---           | ---   | ---                    | .9     | --                                | .8     | --  |
| \$1,250 to \$1,499.....                           | ---            | ---                    | ---           | ---   | ---              | ---                    | ---           | ---   | ---                    | .5     | --                                | .5     | --  |
| \$1,500 or more.....                              | ---            | ---                    | ---           | ---   | ---              | ---                    | ---           | ---   | ---                    | --     | .1                                | --     | .1  |
| No cash rent.....                                 | ---            | ---                    | ---           | ---   | ---              | ---                    | ---           | ---   | ---                    | 2.9    | .3                                | 2.8    | .3  |
| Mortgage payment not reported.....                | ---            | ---                    | ---           | ---   | ---              | ---                    | ---           | ---   | ---                    | ---    | ---                               | ---    | --- |
| Median (excludes no cash rent).....               | ---            | ---                    | ---           | ---   | ---              | ---                    | ---           | ---   | ---                    | 415    | --                                | 431    | --  |
| <b>Monthly Housing Costs as Percent of Income</b> |                |                        |               |       |                  |                        |               |       |                        |        |                                   |        |     |
| Less than 5 percent.....                          | ---            | ---                    | ---           | ---   | ---              | ---                    | ---           | ---   | ---                    | .4     | --                                | .3     | --  |
| 5 to 9 percent.....                               | ---            | ---                    | ---           | ---   | ---              | ---                    | ---           | ---   | ---                    | 4.3    | .2                                | 4.3    | .2  |
| 10 to 14 percent.....                             | ---            | ---                    | ---           | ---   | ---              | ---                    | ---           | ---   | ---                    | 19.2   | .2                                | 18.9   | .2  |
| 15 to 19 percent.....                             | ---            | ---                    | ---           | ---   | ---              | ---                    | ---           | ---   | ---                    | 29.7   | .1                                | 28.5   | .1  |
| 20 to 24 percent.....                             | ---            | ---                    | ---           | ---   | ---              | ---                    | ---           | ---   | ---                    | 28.5   | .1                                | 25.0   | .1  |
| 25 to 29 percent.....                             | ---            | ---                    | ---           | ---   | ---              | ---                    | ---           | ---   | ---                    | 30.1   | --                                | 21.3   | --  |
| 30 to 34 percent.....                             | ---            | ---                    | ---           | ---   | ---              | ---                    | ---           | ---   | ---                    | 16.7   | --                                | 13.8   | --  |
| 35 to 39 percent.....                             | ---            | ---                    | ---           | ---   | ---              | ---                    | ---           | ---   | ---                    | 10.4   | --                                | 8.8    | --  |
| 40 to 49 percent.....                             | ---            | ---                    | ---           | ---   | ---              | ---                    | ---           | ---   | ---                    | 17.8   | --                                | 15.5   | --  |
| 50 to 59 percent.....                             | ---            | ---                    | ---           | ---   | ---              | ---                    | ---           | ---   | ---                    | 11.3   | --                                | 10.5   | --  |
| 60 to 69 percent.....                             | ---            | ---                    | ---           | ---   | ---              | ---                    | ---           | ---   | ---                    | 12.9   | --                                | 11.1   | --  |
| 70 to 99 percent.....                             | ---            | ---                    | ---           | ---   | ---              | ---                    | ---           | ---   | ---                    | 15.0   | --                                | 13.9   | --  |
| 100 percent or more <sup>4</sup> .....            | ---            | ---                    | ---           | ---   | ---              | ---                    | ---           | ---   | ---                    | 12.2   | --                                | 10.5   | --  |
| Zero or negative income.....                      | ---            | ---                    | ---           | ---   | ---              | ---                    | ---           | ---   | ---                    | 2.2    | --                                | 2.1    | --  |
| No cash rent.....                                 | ---            | ---                    | ---           | ---   | ---              | ---                    | ---           | ---   | ---                    | 2.9    | .3                                | 2.8    | .3  |
| Mortgage payment not reported.....                | ---            | ---                    | ---           | ---   | ---              | ---                    | ---           | ---   | ---                    | ---    | ---                               | ---    | --- |
| Median (excludes 3 previous lines).....           | ---            | ---                    | ---           | ---   | ---              | ---                    | ---           | ---   | ---                    | 29     | --                                | 28     | --  |

<sup>1</sup>Excludes units in public housing projects, and housing units with government rent subsidies.

<sup>2</sup>Limited to one-unit structures on less than 10 acres and no business on property.

<sup>3</sup>Excludes one-unit structures on 10 acres or more.

<sup>4</sup>May reflect a temporary situation, living off savings, or response error.

**Table 4-20. Income of Families and Primary Individuals by Selected Characteristics - Renter Occupied Units**

[Numbers in thousands. For meaning of symbols, see text.]

| Characteristics   | Total | Zero to negative | \$1 to \$4,999 | \$5,000 to \$9,999 | \$10,000 to \$14,999 | \$15,000 to \$19,999 | \$20,000 to \$29,999 | \$30,000 to \$39,999 | \$40,000 to \$59,999 | \$60,000 to \$79,999 | \$80,000 to \$99,999 | \$100,000 to \$119,999 | \$120,000 or more | Median |
|---|-------|------------------|----------------|--------------------|----------------------|----------------------|----------------------|----------------------|----------------------|----------------------|----------------------|------------------------|-------------------|--------|
| <b>Total</b> .....  | 214.5 | 2.2              | 12.8           | 55.5               | 28.1                 | 26.6                 | 45.9                 | 23.5                 | 15.3                 | 3.0                  | .8                   | -                      | .9                | 16 634 |
| <b>Units in Structure</b>                                       |       |                  |                |                    |                      |                      |                      |                      |                      |                      |                      |                        |                   |        |
| 1, detached.....  | 23.7  | -                | .6             | 4.9                | 2.4                  | 3.4                  | 5.9                  | 2.8                  | 2.4                  | .8                   | .1                   | -                      | .3                | 20 634 |
| 1, attached.....  | 13.5  | -                | .3             | 1.7                | 1.0                  | 1.8                  | 3.1                  | 2.7                  | 2.2                  | .5                   | .1                   | -                      | -                 | 28 091 |
| 2 to 4.....   | 90.6  | .7               | 5.2            | 26.0               | 13.1                 | 11.7                 | 19.6                 | 8.7                  | 4.8                  | .6                   | .1                   | -                      | -                 | 15 154 |
| 5 to 9.....   | 26.4  | .2               | 1.6            | 3.8                | 4.2                  | 3.8                  | 6.4                  | 3.8                  | 1.8                  | .5                   | .1                   | -                      | .2                | 19 534 |
| 10 to 19.....   | 15.2  | .4               | 1.1            | 2.9                | 1.9                  | 1.5                  | 4.6                  | 1.2                  | 1.4                  | .2                   | -                    | -                      | -                 | 19 694 |
| 20 to 49.....   | 19.9  | .6               | 1.3            | 5.0                | 2.1                  | 2.2                  | 3.6                  | 2.1                  | 2.2                  | .4                   | -                    | -                      | .3                | 17 025 |
| 50 or more.....   | 25.2  | .2               | 2.7            | 11.3               | 3.4                  | 2.1                  | 2.7                  | 2.1                  | .4                   | -                    | .1                   | -                      | .2                | 9 285  |
| Mobile home or trailer.....                                     | -     | -                | -              | -                  | -                    | -                    | -                    | -                    | -                    | -                    | -                    | -                      | -                 | -      |
| <b>Year Structure Built<sup>1</sup></b>                         |       |                  |                |                    |                      |                      |                      |                      |                      |                      |                      |                        |                   |        |
| 1990 to 1994.....   | -     | -                | -              | -                  | -                    | -                    | -                    | -                    | -                    | -                    | -                    | -                      | -                 | -      |
| 1985 to 1989.....   | 6.5   | -                | .3             | .8                 | .7                   | .9                   | 1.2                  | .6                   | 1.6                  | .1                   | .1                   | -                      | .2                | 24 674 |
| 1980 to 1984.....   | 7.5   | -                | .8             | 1.4                | .3                   | .5                   | 1.5                  | 1.2                  | 1.2                  | .3                   | -                    | -                      | .2                | 24 730 |
| 1975 to 1979.....   | 19.4  | .2               | 1.0            | 5.4                | 1.2                  | 1.5                  | 3.7                  | 3.7                  | 2.7                  | -                    | -                    | -                      | .2                | 21 035 |
| 1970 to 1974.....   | 18.6  | .4               | 1.0            | 5.0                | 3.1                  | 1.6                  | 2.7                  | 2.3                  | 1.6                  | .7                   | .2                   | -                      | .2                | 14 728 |
| 1960 to 1969.....   | 37.4  | .2               | 1.9            | 8.0                | 3.4                  | 5.3                  | 10.9                 | 4.6                  | 2.1                  | .6                   | .1                   | -                      | .3                | 19 696 |
| 1950 to 1959.....   | 23.7  | .4               | 1.3            | 4.6                | 3.2                  | 3.2                  | 6.2                  | 2.3                  | 2.0                  | .5                   | -                    | -                      | .2                | 18 607 |
| 1940 to 1949.....   | 8.7   | -                | .4             | 1.1                | 1.4                  | 1.8                  | 2.0                  | 1.6                  | .2                   | -                    | .1                   | -                      | -                 | 18 736 |
| 1930 to 1939.....   | 31.7  | .6               | 1.3            | 9.7                | 4.8                  | 4.5                  | 6.1                  | 2.7                  | 1.6                  | .1                   | -                    | -                      | .2                | 14 400 |
| 1920 to 1929.....   | 23.5  | .2               | 1.9            | 6.6                | 4.0                  | 2.4                  | 5.1                  | 2.0                  | .9                   | .3                   | -                    | -                      | .1                | 13 782 |
| 1919 or earlier.....  | 37.4  | .1               | 2.8            | 12.9               | 5.7                  | 5.1                  | 6.6                  | 2.5                  | 1.3                  | .4                   | -                    | -                      | .2                | 12 533 |
| Median.....   | 1953  | -                | 1948           | 1939               | 1939                 | 1948                 | 1955                 | 1961                 | 1967                 | -                    | -                    | -                      | -                 | -      |
| <b>Rooms</b>  |       |                  |                |                    |                      |                      |                      |                      |                      |                      |                      |                        |                   |        |
| 1 room.....   | 5.4   | .2               | 1.0            | 1.7                | 1.0                  | .3                   | .8                   | .4                   | .1                   | -                    | -                    | -                      | -                 | 9 394  |
| 2 rooms.....  | 5.1   | .1               | .8             | 1.8                | 1.5                  | .4                   | .4                   | .3                   | -                    | -                    | -                    | -                      | -                 | 10 254 |
| 3 rooms.....  | 48.3  | .9               | 3.6            | 15.1               | 6.5                  | 6.8                  | 9.3                  | 3.9                  | 1.9                  | .4                   | -                    | -                      | .2                | 13 518 |
| 4 rooms.....  | 68.5  | .1               | 4.0            | 16.0               | 7.8                  | 9.3                  | 16.9                 | 7.3                  | 5.8                  | .7                   | .3                   | -                      | .4                | 18 557 |
| 5 rooms.....  | 54.9  | .8               | 2.8            | 13.1               | 7.8                  | 5.5                  | 11.8                 | 7.9                  | 3.7                  | .9                   | .4                   | -                      | .1                | 17 543 |
| 6 rooms.....  | 20.7  | -                | .8             | 4.8                | 2.5                  | 2.8                  | 4.5                  | 2.5                  | 2.8                  | .1                   | -                    | -                      | .2                | 19 624 |
| 7 rooms.....  | 8.8   | .1               | .1             | 2.0                | .3                   | 1.3                  | 1.4                  | .8                   | .8                   | .3                   | -                    | -                      | -                 | 18 722 |
| 8 rooms.....  | 2.1   | -                | .1             | .2                 | .3                   | -                    | .2                   | .3                   | .5                   | .4                   | -                    | -                      | -                 | -      |
| 9 rooms.....  | 1.9   | -                | -              | .5                 | .1                   | .5                   | .3                   | .1                   | -                    | .3                   | -                    | -                      | -                 | -      |
| 10 rooms or more.....   | .8    | -                | -              | .1                 | .2                   | .1                   | .2                   | -                    | .1                   | -                    | -                    | -                      | -                 | -      |
| Median.....   | 4.2   | -                | 3.8            | 4.1                | 4.1                  | 4.2                  | 4.2                  | 4.5                  | 4.5                  | -                    | -                    | -                      | -                 | -      |
| <b>Bedrooms</b>   |       |                  |                |                    |                      |                      |                      |                      |                      |                      |                      |                        |                   |        |
| None.....   | 8.7   | .4               | 1.3            | 2.8                | 1.6                  | .6                   | 1.2                  | .5                   | .1                   | .1                   | -                    | -                      | -                 | 9 745  |
| 1.....  | 62.8  | .9               | 4.5            | 18.7               | 8.8                  | 8.9                  | 12.0                 | 5.6                  | 2.7                  | .4                   | -                    | -                      | .3                | 14 191 |
| 2.....  | 95.7  | .7               | 5.2            | 22.2               | 12.3                 | 11.5                 | 23.1                 | 11.2                 | 7.5                  | 1.3                  | .3                   | -                      | .3                | 18 197 |
| 3.....  | 38.3  | .3               | 1.6            | 9.8                | 4.3                  | 3.4                  | 8.3                  | 5.4                  | 4.0                  | .5                   | .4                   | -                      | .3                | 19 589 |
| 4 or more.....  | 9.0   | -                | .1             | 2.0                | 1.0                  | 2.1                  | 1.4                  | .8                   | 1.0                  | .7                   | -                    | -                      | -                 | 16 347 |
| Median.....   | 1.9   | -                | 1.6            | 1.8                | 1.8                  | 1.8                  | 1.9                  | 2.0                  | 2.1                  | -                    | -                    | -                      | -                 | -      |
| <b>Complete Bathrooms</b>                                       |       |                  |                |                    |                      |                      |                      |                      |                      |                      |                      |                        |                   |        |
| None.....   | 3.6   | .1               | .7             | 1.0                | 1.3                  | -                    | .1                   | .1                   | -                    | .2                   | -                    | -                      | -                 | -      |
| 1.....  | 178.0 | 2.0              | 11.2           | 49.0               | 24.6                 | 23.8                 | 38.5                 | 17.5                 | 9.4                  | 1.5                  | .2                   | -                      | .3                | 15 478 |
| 1 and one-half.....   | 25.2  | .1               | .9             | 4.0                | 1.8                  | 1.4                  | 5.6                  | 5.2                  | 4.8                  | .9                   | .2                   | -                      | .3                | 27 825 |
| 2 or more.....  | 7.8   | -                | -              | 1.6                | .4                   | 1.4                  | 1.7                  | .6                   | 1.2                  | .5                   | .1                   | -                      | .4                | 23 550 |
| <b>Main Heating Equipment</b>                                   |       |                  |                |                    |                      |                      |                      |                      |                      |                      |                      |                        |                   |        |
| Warm-air furnace.....   | 124.0 | 1.3              | 6.0            | 28.6               | 16.5                 | 16.7                 | 28.8                 | 14.0                 | 9.4                  | 2.2                  | .5                   | -                      | .2                | 17 694 |
| Steam or hot water system.....                                  | 61.9  | .8               | 5.1            | 17.3               | 9.1                  | 6.9                  | 11.1                 | 6.7                  | 3.8                  | .6                   | .1                   | -                      | .4                | 14 279 |
| Electric heat pump.....   | 1.1   | -                | -              | .5                 | -                    | .1                   | -                    | -                    | .1                   | -                    | -                    | -                      | .2                | -      |
| Built-in electric units.....                                    | 20.5  | .1               | 1.4            | 6.0                | 1.9                  | 1.8                  | 4.4                  | 2.4                  | 2.3                  | -                    | -                    | -                      | .2                | 17 381 |
| Floor, wall, or other built-in hot air units without ducts..... | 1.7   | -                | -              | .7                 | .1                   | .4                   | .5                   | -                    | -                    | -                    | -                    | -                      | -                 | -      |
| Room heaters with flue.....                                     | 4.2   | -                | .3             | 1.9                | .5                   | .4                   | .9                   | .2                   | -                    | -                    | -                    | -                      | -                 | 9 655  |
| Room heaters without flue.....                                  | .5    | -                | -              | .2                 | -                    | .1                   | .1                   | -                    | -                    | -                    | -                    | -                      | -                 | -      |
| Portable electric heaters.....                                  | .1    | -                | -              | -                  | -                    | .1                   | -                    | -                    | -                    | -                    | -                    | -                      | -                 | -      |
| Stoves.....   | .2    | -                | -              | .2                 | -                    | -                    | -                    | -                    | -                    | -                    | -                    | -                      | -                 | -      |
| Fireplaces with inserts.....                                    | -     | -                | -              | -                  | -                    | -                    | -                    | -                    | -                    | -                    | -                    | -                      | -                 | -      |
| Fireplaces without inserts.....                                 | .1    | -                | -              | -                  | -                    | -                    | -                    | -                    | -                    | -                    | .1                   | -                      | -                 | -      |
| Other.....  | .1    | -                | -              | -                  | -                    | -                    | -                    | -                    | -                    | -                    | -                    | -                      | -                 | -      |
| None.....   | .2    | -                | -              | -                  | -                    | .1                   | .1                   | -                    | -                    | -                    | -                    | -                      | -                 | -      |
| <b>Source of Water</b>  |       |                  |                |                    |                      |                      |                      |                      |                      |                      |                      |                        |                   |        |
| Public system or private company.....                           | 203.6 | 2.2              | 12.5           | 54.3               | 26.6                 | 25.4                 | 43.1                 | 22.1                 | 13.9                 | 2.4                  | .5                   | -                      | .6                | 16 236 |
| Well serving 1 to 5 units.....                                  | 10.8  | -                | .4             | 1.1                | 1.5                  | 1.3                  | 2.8                  | 1.4                  | 1.4                  | .7                   | .1                   | -                      | .3                | 24 448 |
| Drilled.....  | 7.4   | -                | .1             | .8                 | .7                   | .8                   | 2.0                  | 1.1                  | 1.0                  | .7                   | -                    | -                      | .3                | 28 682 |
| Dug.....  | .3    | -                | .1             | -                  | -                    | -                    | -                    | -                    | .2                   | -                    | -                    | -                      | -                 | -      |
| Not reported.....   | 3.1   | -                | .1             | .3                 | .8                   | .5                   | .8                   | .3                   | .3                   | -                    | .1                   | -                      | -                 | -      |
| Other.....  | .1    | -                | -              | .1                 | -                    | -                    | -                    | -                    | -                    | -                    | -                    | -                      | -                 | -      |
| <b>Means of Sewage Disposal</b>                                 |       |                  |                |                    |                      |                      |                      |                      |                      |                      |                      |                        |                   |        |
| Public sewer.....   | 204.8 | 2.2              | 12.5           | 54.3               | 26.5                 | 25.0                 | 43.6                 | 22.2                 | 14.4                 | 2.9                  | .5                   | -                      | .6                | 16 384 |
| Septic tank, cesspool, chemical toilet.....                     | 9.8   | -                | .4             | 1.0                | 1.6                  | 1.7                  | 2.3                  | 1.2                  | .9                   | .1                   | .1                   | -                      | .3                | 20 653 |
| Other.....  | .1    | -                | -              | .1                 | -                    | -                    | -                    | -                    | -                    | -                    | -                    | -                      | -                 | -      |
| <b>Main House Heating Fuel</b>                                  |       |                  |                |                    |                      |                      |                      |                      |                      |                      |                      |                        |                   |        |
| <b>Housing units with heating fuel</b>                          |       |                  |                |                    |                      |                      |                      |                      |                      |                      |                      |                        |                   |        |
| Electricity.....  | 24.7  | .1               | 1.4            | 7.0                | 2.5                  | 2.7                  | 5.0                  | 2.7                  | 2.8                  | .3                   | .8                   | -                      | .3                | 17 556 |
| Piped gas.....  | 161.5 | 1.6              | 9.6            | 41.8               | 21.3                 | 20.1                 | 36.0                 | 17.0                 | 10.9                 | 2.2                  | .5                   | -                      | .5                | 16 586 |
| Bottled gas.....  | 1.0   | -                | .2             | .2                 | .2                   | -                    | .1                   | .3                   | .1                   | -                    | -                    | -                      | -                 | -      |
| Fuel oil.....   | 26.0  | .5               | 1.8            | 5.8                | 3.6                  | 3.8                  | 4.7                  | 3.5                  | 1.5                  | .6                   | .1                   | -                      | .1                | 16 719 |
| Kerosene or other liquid fuel.....                              | -     | -                | -              | -                  | -                    | -                    | -                    | -                    | -                    | -                    | -                    | -                      | -                 | -      |
| Coal or coke.....   | -     | -                | -              | -                  | -                    | -                    | -                    | -                    | -                    | -                    | -                    | -                      | -                 | -      |
| Wood.....   | .2    | -                | -              | .2                 | -                    | -                    | -                    | -                    | -                    | -                    | -                    | -                      | -                 | -      |
| Solar energy.....   | -     | -                | -              | -                  | -                    | -                    | -                    | -                    | -                    | -                    | -                    | -                      | -                 | -      |
| Other.....  | .8    | -                | -              | .4                 | .4                   | -                    | -                    | -                    | -                    | -                    | -                    | -                      | -                 | -      |

Table 4-20. Income of Families and Primary Individuals by Selected Characteristics - Renter Occupied Units—Con.

[Numbers in thousands. For meaning of symbols, see text.]

| Characteristics                                      | Total | Zero to negative | \$1 to \$4,999 | \$5,000 to \$9,999 | \$10,000 to \$14,999 | \$15,000 to \$19,999 | \$20,000 to \$29,999 | \$30,000 to \$39,999 | \$40,000 to \$59,999 | \$60,000 to \$79,999 | \$80,000 to \$99,999 | \$100,000 to \$119,999 | \$120,000 or more | Median |
|--|-------|------------------|----------------|--------------------|----------------------|----------------------|----------------------|----------------------|----------------------|----------------------|----------------------|------------------------|-------------------|--------|
| <b>Cooking Fuel</b>                                  |       |                  |                |                    |                      |                      |                      |                      |                      |                      |                      |                        |                   |        |
| With cooking fuel                                    | 212.3 | 1.9              | 11.9           | 55.1               | 27.6                 | 26.6                 | 45.9                 | 23.3                 | 15.3                 | 3.0                  | .6                   | -                      | .9                | 16 813 |
| Electricity  | 90.9  | 1.1              | 5.0            | 20.7               | 10.1                 | 11.7                 | 20.7                 | 10.6                 | 8.3                  | 1.8                  | .4                   | -                      | .8                | 18 677 |
| Piped gas  | 120.5 | .9               | 6.9            | 34.2               | 17.2                 | 14.6                 | 25.2                 | 12.6                 | 7.1                  | 1.3                  | .2                   | -                      | .3                | 15 394 |
| Bottled gas  | .7    | -                | -              | .2                 | .4                   | -                    | -                    | .1                   | -                    | -                    | -                    | -                      | -                 | ...    |
| Kerosene or other liquid fuel                        | .1    | -                | -              | -                  | -                    | .1                   | -                    | -                    | -                    | -                    | -                    | -                      | -                 | ...    |
| Coal or coke   | -     | -                | -              | -                  | -                    | -                    | -                    | -                    | -                    | -                    | -                    | -                      | -                 | ...    |
| Wood   | -     | -                | -              | -                  | -                    | -                    | -                    | -                    | -                    | -                    | -                    | -                      | -                 | ...    |
| Other  | .1    | -                | -              | -                  | -                    | .1                   | -                    | -                    | -                    | -                    | -                    | -                      | -                 | ...    |
| <b>Persons</b>                                       |       |                  |                |                    |                      |                      |                      |                      |                      |                      |                      |                        |                   |        |
| 1 person   | 84.6  | 1.3              | 6.8            | 24.8               | 11.9                 | 10.8                 | 18.2                 | 7.3                  | 2.3                  | .6                   | -                    | -                      | .5                | 13 937 |
| 2 persons  | 62.9  | .6               | 3.2            | 11.3               | 9.1                  | 8.2                  | 15.0                 | 6.2                  | 6.3                  | .8                   | .1                   | -                      | .1                | 19 402 |
| 3 persons  | 27.1  | .3               | 1.3            | 7.3                | 3.1                  | 2.6                  | 5.7                  | 3.4                  | 2.4                  | .8                   | -                    | -                      | .2                | 17 963 |
| 4 persons  | 24.6  | -                | .7             | 8.2                | 1.9                  | 2.9                  | 4.1                  | 2.5                  | 3.4                  | .3                   | .4                   | -                      | .2                | 17 563 |
| 5 persons  | 8.5   | -                | .8             | 1.7                | 1.1                  | .8                   | 1.4                  | 1.4                  | .8                   | .3                   | .1                   | -                      | -                 | 18 982 |
| 6 persons  | 3.7   | -                | -              | 1.1                | .3                   | .8                   | .8                   | .5                   | -                    | .2                   | -                    | -                      | -                 | ...    |
| 7 persons or more                                    | 3.1   | -                | -              | 1.0                | .6                   | .6                   | .6                   | .2                   | .1                   | -                    | -                    | -                      | -                 | ...    |
| Median   | 1.9   | -                | 1.5            | 1.8                | 1.7                  | 1.8                  | 1.8                  | 2.0                  | 2.4                  | -                    | -                    | -                      | -                 | ...    |
| <b>Household Composition by Age of Householder</b>   |       |                  |                |                    |                      |                      |                      |                      |                      |                      |                      |                        |                   |        |
| 2-or-more person households                          | 129.9 | .9               | 6.1            | 30.7               | 16.1                 | 15.8                 | 27.7                 | 16.1                 | 13.0                 | 2.4                  | .8                   | -                      | .5                | 18 546 |
| Married-couple families, no nonrelatives             | 58.7  | .1               | .8             | 5.8                | 4.2                  | 7.4                  | 15.3                 | 11.0                 | 11.2                 | 1.8                  | .5                   | -                      | .5                | 27 180 |
| Under 25 years                                       | 5.3   | -                | .2             | .4                 | .3                   | 1.1                  | 1.7                  | .9                   | .7                   | -                    | -                    | -                      | -                 | 23 645 |
| 25 to 29 years                                       | 14.4  | -                | -              | 1.0                | .8                   | 1.9                  | 3.7                  | 3.8                  | 3.0                  | .3                   | .1                   | -                      | -                 | 30 003 |
| 30 to 34 years                                       | 11.6  | -                | .1             | 1.3                | .8                   | .8                   | 2.9                  | 2.4                  | 3.0                  | .5                   | -                    | -                      | -                 | 30 446 |
| 35 to 44 years                                       | 10.0  | -                | .1             | 1.1                | .2                   | .7                   | 2.5                  | 2.2                  | 2.2                  | .8                   | .1                   | -                      | -                 | 31 137 |
| 45 to 64 years                                       | 11.3  | .1               | -              | .8                 | .8                   | 1.9                  | 3.1                  | 1.7                  | 2.1                  | .2                   | .1                   | -                      | .5                | 26 589 |
| 65 years and over                                    | 6.1   | -                | .4             | 1.2                | 1.5                  | 1.1                  | 1.4                  | .1                   | .2                   | -                    | .1                   | -                      | -                 | 14 834 |
| Other male householder                               | 17.6  | .1               | 1.2            | 2.4                | 3.1                  | 3.2                  | 4.3                  | 1.9                  | 1.0                  | .3                   | -                    | -                      | -                 | 17 986 |
| Under 45 years                                       | 13.9  | .1               | .9             | 2.2                | 2.6                  | 2.6                  | 3.4                  | 1.2                  | .7                   | -                    | -                    | -                      | -                 | 16 956 |
| 45 to 64 years                                       | 3.1   | -                | .1             | .2                 | .4                   | .5                   | .8                   | .8                   | .1                   | .3                   | -                    | -                      | -                 | ...    |
| 65 years and over                                    | .6    | -                | .1             | -                  | .1                   | -                    | .1                   | .1                   | .1                   | -                    | -                    | -                      | -                 | ...    |
| Other female householder                             | 53.7  | .8               | 4.0            | 22.4               | 8.8                  | 5.2                  | 8.1                  | 3.2                  | .8                   | .3                   | .1                   | -                      | -                 | 9 946  |
| Under 45 years                                       | 44.5  | .6               | 3.7            | 18.8               | 7.1                  | 4.5                  | 6.4                  | 2.2                  | .2                   | -                    | -                    | -                      | -                 | 9 537  |
| 45 to 64 years                                       | 6.3   | -                | .1             | 2.0                | 1.0                  | .6                   | .9                   | .8                   | .6                   | .3                   | .1                   | -                      | -                 | 14 945 |
| 65 years and over                                    | 2.9   | -                | .2             | .6                 | .8                   | .1                   | .8                   | .4                   | -                    | -                    | -                    | -                      | -                 | ...    |
| 1-person households                                  | 84.6  | 1.3              | 6.8            | 24.8               | 11.9                 | 10.8                 | 18.2                 | 7.3                  | 2.3                  | .6                   | -                    | -                      | .5                | 13 937 |
| Male householder                                     | 33.3  | .7               | 1.4            | 5.3                | 5.2                  | 3.9                  | 9.5                  | 5.0                  | 1.4                  | .5                   | -                    | -                      | .5                | 20 147 |
| Under 45 years                                       | 22.9  | .4               | 1.0            | 2.5                | 3.3                  | 2.5                  | 7.9                  | 3.8                  | 1.1                  | .4                   | -                    | -                      | -                 | 22 151 |
| 45 to 64 years                                       | 6.9   | .2               | .1             | 1.6                | 1.1                  | .8                   | 1.5                  | 1.2                  | .1                   | .1                   | -                    | -                      | .3                | 17 943 |
| 65 years and over                                    | 3.5   | -                | .3             | 1.1                | .9                   | .8                   | .1                   | -                    | .1                   | -                    | -                    | -                      | -                 | ...    |
| Female householder                                   | 51.3  | .6               | 5.3            | 19.5               | 6.7                  | 6.9                  | 8.8                  | 2.3                  | .9                   | .1                   | -                    | -                      | .2                | 10 128 |
| Under 45 years                                       | 17.9  | .2               | 1.3            | 2.5                | 2.8                  | 4.8                  | 4.9                  | .9                   | .5                   | -                    | -                    | -                      | -                 | 17 294 |
| 45 to 64 years                                       | 11.3  | .4               | 1.1            | 3.1                | 1.6                  | 1.7                  | 2.6                  | .7                   | 1.1                  | -                    | -                    | -                      | -                 | 13 485 |
| 65 years and over                                    | 22.1  | -                | 3.0            | 14.0               | 2.4                  | .4                   | 1.2                  | .7                   | .3                   | .1                   | -                    | -                      | -                 | 7 887  |
| <b>Own Never Married Children Under 18 Years Old</b> |       |                  |                |                    |                      |                      |                      |                      |                      |                      |                      |                        |                   |        |
| No own children under 18 years                       | 148.0 | 2.0              | 9.9            | 33.3               | 20.9                 | 18.7                 | 33.5                 | 16.5                 | 9.9                  | 2.1                  | .4                   | -                      | .8                | 17 121 |
| With own children under 18 years                     | 66.6  | .2               | 2.9            | 22.2               | 7.2                  | 7.9                  | 12.4                 | 7.0                  | 5.4                  | .9                   | .2                   | -                      | .2                | 15 481 |
| Under 6 years only                                   | 20.7  | .1               | 1.2            | 6.9                | 2.2                  | 2.6                  | 3.7                  | 2.1                  | 1.5                  | .3                   | .1                   | -                      | .2                | 15 123 |
| 1  | 12.8  | .1               | .7             | 3.3                | 1.5                  | 1.9                  | 2.4                  | 1.3                  | 1.2                  | .3                   | -                    | -                      | .2                | 17 393 |
| 2  | 6.1   | -                | .5             | 2.3                | .7                   | .8                   | 1.1                  | .8                   | .1                   | -                    | .1                   | -                      | -                 | 11 884 |
| 3 or more  | 1.8   | -                | -              | 1.3                | -                    | .1                   | .2                   | -                    | -                    | -                    | -                    | -                      | -                 | ...    |
| 6 to 17 years only                                   | 29.8  | .1               | .9             | 8.3                | 3.8                  | 3.9                  | 5.9                  | 3.4                  | 2.7                  | .6                   | .1                   | -                      | .1                | 17 266 |
| 1  | 14.0  | -                | .3             | 3.2                | 2.3                  | 2.4                  | 3.3                  | 1.5                  | .8                   | .2                   | .1                   | -                      | -                 | 17 674 |
| 2  | 10.0  | .1               | .4             | 2.3                | 1.3                  | .8                   | 2.4                  | 1.2                  | 1.5                  | .2                   | -                    | -                      | -                 | 21 220 |
| 3 or more  | 5.7   | -                | .2             | 2.8                | .2                   | .9                   | .2                   | .7                   | .5                   | .2                   | -                    | -                      | -                 | 9 753  |
| Both age groups                                      | 16.0  | -                | .9             | 7.0                | 1.2                  | 1.4                  | 2.8                  | 1.5                  | 1.3                  | -                    | -                    | -                      | -                 | 10 595 |
| 2  | 6.6   | -                | .4             | 2.6                | .3                   | .8                   | 1.1                  | .8                   | .9                   | -                    | -                    | -                      | -                 | 15 704 |
| 3 or more  | 9.4   | -                | .6             | 4.4                | .9                   | .6                   | 1.7                  | .8                   | .4                   | -                    | -                    | -                      | -                 | 9 736  |
| <b>Monthly Housing Costs</b>                         |       |                  |                |                    |                      |                      |                      |                      |                      |                      |                      |                        |                   |        |
| Less than \$100                                      | 1.1   | -                | .5             | .6                 | -                    | -                    | -                    | -                    | -                    | -                    | -                    | -                      | -                 | 7 393  |
| \$100 to \$199                                       | 17.2  | .4               | 2.6            | 11.8               | 1.5                  | -                    | .6                   | .2                   | -                    | .1                   | -                    | -                      | -                 | 9 854  |
| \$200 to \$249                                       | 8.0   | -                | .7             | 3.4                | 2.3                  | .9                   | .5                   | .2                   | -                    | -                    | -                    | -                      | -                 | 11 620 |
| \$250 to \$299                                       | 17.5  | .2               | 1.2            | 5.9                | 4.2                  | 1.5                  | 2.8                  | 1.2                  | .4                   | .1                   | -                    | -                      | -                 | 13 808 |
| \$300 to \$349                                       | 24.2  | -                | 1.4            | 7.9                | 3.7                  | 4.1                  | 5.4                  | 1.3                  | .4                   | -                    | -                    | -                      | -                 | 15 789 |
| \$350 to \$399                                       | 28.5  | .7               | 1.5            | 7.4                | 3.9                  | 4.5                  | 6.3                  | 2.4                  | .9                   | .6                   | -                    | -                      | .3                | 18 846 |
| \$400 to \$449                                       | 29.9  | .2               | 1.3            | 6.7                | 3.4                  | 4.3                  | 8.7                  | 3.4                  | 1.8                  | .1                   | -                    | -                      | -                 | 20 498 |
| \$450 to \$499                                       | 27.5  | .1               | 1.4            | 4.5                | 3.2                  | 4.2                  | 6.4                  | 5.2                  | 2.2                  | .2                   | -                    | -                      | -                 | 22 673 |
| \$500 to \$599                                       | 31.9  | .5               | .9             | 4.0                | 3.3                  | 4.8                  | 9.2                  | 4.8                  | 3.6                  | .4                   | .5                   | -                      | -                 | 27 751 |
| \$600 to \$699                                       | 16.7  | -                | .8             | 1.4                | 1.4                  | 2.0                  | 3.6                  | 3.0                  | 3.8                  | .5                   | -                    | -                      | .2                | 36 117 |
| \$700 to \$799                                       | 4.8   | -                | .1             | .2                 | .2                   | .2                   | 1.2                  | .8                   | 1.4                  | .7                   | -                    | -                      | -                 | ...    |
| \$800 to \$899                                       | 2.5   | -                | .1             | .4                 | .3                   | .1                   | .4                   | .4                   | .3                   | .1                   | -                    | -                      | .2                | ...    |
| \$1,000 to \$1,249                                   | .9    | -                | -              | .1                 | -                    | -                    | .1                   | .3                   | .1                   | .2                   | -                    | -                      | -                 | ...    |
| \$1,250 to \$1,499                                   | .5    | -                | -              | .4                 | -                    | -                    | -                    | -                    | -                    | -                    | -                    | -                      | .1                | ...    |
| \$1,500 or more                                      | .1    | -                | -              | -                  | -                    | -                    | -                    | -                    | -                    | -                    | -                    | -                      | -                 | ...    |
| No cash rent   | 3.2   | -                | .1             | 1.0                | .7                   | -                    | .7                   | .3                   | .4                   | -                    | -                    | -                      | -                 | ...    |
| Mortgage payment not reported                        | -     | -                | -              | -                  | -                    | -                    | -                    | -                    | -                    | -                    | -                    | -                      | -                 | ...    |
| Median (excludes no cash rent)                       | 415   | -                | 346            | 335                | 376                  | 427                  | 441                  | 477                  | 560                  | -                    | -                    | -                      | -                 | ...    |

**Table 4-20. Income of Families and Primary Individuals by Selected Characteristics - Renter. Occupied Units—Con.**

[Numbers in thousands. For meaning of symbols, see text.]

| Characteristics                                   | Total     | Zero to negative | \$1 to \$4,999 | \$5,000 to \$9,999 | \$10,000 to \$14,999 | \$15,000 to \$19,999 | \$20,000 to \$29,999 | \$30,000 to \$39,999 | \$40,000 to \$59,999 | \$60,000 to \$79,999 | \$80,000 to \$99,999 | \$100,000 to \$119,999 | \$120,000 or more | Median   |
|---|-----------|------------------|----------------|--------------------|----------------------|----------------------|----------------------|----------------------|----------------------|----------------------|----------------------|------------------------|-------------------|----------|
| <b>Monthly Housing Costs as Percent of Income</b> |           |                  |                |                    |                      |                      |                      |                      |                      |                      |                      |                        |                   |          |
| Less than 5 percent .....                         | .4        | -                | -              | -                  | -                    | -                    | -                    | -                    | -                    | .1                   | -                    | -                      | .3                | ...      |
| 5 to 9 percent .....                              | 4.5       | -                | -              | -                  | -                    | -                    | -                    | 1.2                  | 1.3                  | 1.2                  | .5                   | -                      | .4                | 56 408   |
| 10 to 14 percent .....                            | 19.3      | -                | -              | -                  | .1                   | .1                   | 4.4                  | 5.2                  | 7.8                  | 1.4                  | -                    | -                      | .2                | 39 580   |
| 15 to 19 percent .....                            | 29.8      | -                | -              | .6                 | 1.5                  | 1.2                  | 11.7                 | 9.4                  | 4.9                  | .3                   | -                    | -                      | .1                | 29 851   |
| 20 to 24 percent .....                            | 28.6      | -                | .1             | 2.4                | 2.1                  | 4.2                  | 13.8                 | 5.0                  | .9                   | -                    | -                    | -                      | -                 | 17 482   |
| 25 to 29 percent .....                            | 30.1      | -                | .5             | 6.9                | 3.7                  | 8.0                  | 9.3                  | 1.7                  | -                    | -                    | -                    | -                      | -                 | 23 951   |
| 30 to 34 percent .....                            | 16.7      | -                | .3             | 3.4                | 3.5                  | 5.5                  | 3.7                  | .3                   | -                    | -                    | -                    | -                      | -                 | 14 706   |
| 35 to 39 percent .....                            | 10.4      | -                | .3             | 1.7                | 3.4                  | 3.5                  | 1.3                  | .1                   | -                    | -                    | -                    | -                      | -                 | 16 143   |
| 40 to 49 percent .....                            | 17.6      | -                | .8             | 5.4                | 7.1                  | 3.8                  | .6                   | -                    | -                    | -                    | -                    | -                      | -                 | 14 706   |
| 50 to 59 percent .....                            | 11.3      | -                | .7             | 6.2                | 3.7                  | .4                   | .3                   | -                    | -                    | -                    | -                    | -                      | -                 | 11 848   |
| 60 to 69 percent .....                            | 12.9      | -                | .8             | 10.9               | 1.4                  | -                    | -                    | -                    | -                    | -                    | -                    | -                      | -                 | 9 003    |
| 70 to 99 percent .....                            | 15.0      | -                | 2.1            | 12.1               | .9                   | -                    | -                    | -                    | -                    | -                    | -                    | -                      | -                 | 7 878    |
| 100 percent or more <sup>2</sup> .....            | 12.2      | -                | 7.3            | 4.9                | -                    | -                    | -                    | -                    | -                    | -                    | -                    | -                      | -                 | 7 252    |
| Zero or negative income .....                     | 2.2       | 2.2              | -              | -                  | -                    | -                    | -                    | -                    | -                    | -                    | -                    | -                      | -                 | 4 159    |
| No cash rent .....                                | 3.2       | -                | .1             | 1.0                | -                    | -                    | -                    | -                    | -                    | -                    | -                    | -                      | -                 | ...      |
| Mortgage payment not reported .....               | ...       | -                | -              | -                  | -                    | -                    | .7                   | .3                   | .4                   | -                    | -                    | -                      | -                 | ...      |
| <b>Median (excludes 3 previous lines) .....</b>   | <b>29</b> | <b>-</b>         | <b>100+</b>    | <b>61</b>          | <b>39</b>            | <b>30</b>            | <b>22</b>            | <b>18</b>            | <b>14</b>            | <b>-</b>             | <b>-</b>             | <b>-</b>               | <b>-</b>          | <b>-</b> |
| <b>Rent Reductions</b>                            |           |                  |                |                    |                      |                      |                      |                      |                      |                      |                      |                        |                   |          |
| No subsidy or income reporting .....              | 187.4     | 2.1              | 9.6            | 38.6               | 25.4                 | 24.4                 | 45.0                 | 23.0                 | 14.8                 | 2.9                  | .6                   | -                      | .9                | 18 692   |
| Rent control .....                                | -         | -                | -              | -                  | -                    | -                    | -                    | -                    | -                    | -                    | -                    | -                      | -                 | ...      |
| No rent control .....                             | 187.4     | 2.1              | 9.6            | 38.6               | 25.4                 | 24.4                 | 45.0                 | 23.0                 | 14.8                 | 2.9                  | .6                   | -                      | .9                | 18 692   |
| Reduced by owner .....                            | 13.2      | .2               | .8             | 3.0                | 1.1                  | 1.2                  | 3.5                  | 2.2                  | 1.1                  | .3                   | -                    | -                      | -                 | 21 341   |
| Not reduced by owner .....                        | 173.2     | 1.8              | 8.9            | 35.5               | 24.2                 | 23.0                 | 41.3                 | 20.8                 | 13.7                 | 2.6                  | .6                   | -                      | .9                | 18 523   |
| Owner reduction not reported .....                | 1.1       | -                | .2             | .1                 | .1                   | .2                   | .2                   | .2                   | -                    | -                    | -                    | -                      | -                 | 18 446   |
| Rent control not reported .....                   | -         | -                | -              | -                  | -                    | -                    | -                    | -                    | -                    | -                    | -                    | -                      | -                 | ...      |
| Owned by public housing authority .....           | 10.2      | -                | .2             | 6.7                | 1.2                  | 1.2                  | .6                   | .1                   | .1                   | -                    | -                    | -                      | -                 | 8 632    |
| Other, Federal subsidy .....                      | 11.7      | .1               | 1.7            | 8.0                | 1.2                  | .5                   | -                    | -                    | .1                   | .1                   | -                    | -                      | -                 | 7 531    |
| Other, State or local subsidy .....               | 1.7       | -                | .1             | 1.3                | .1                   | .1                   | -                    | -                    | -                    | -                    | -                    | -                      | -                 | 7 698    |
| Other, income verification .....                  | 2.6       | -                | 1.0            | .8                 | .1                   | .4                   | .1                   | .1                   | -                    | -                    | -                    | -                      | -                 | 6 512    |
| Subsidy or income verification not reported ..... | .9        | -                | .1             | -                  | -                    | .1                   | .1                   | .2                   | .3                   | -                    | -                    | -                      | -                 | 33 119   |

<sup>1</sup>For mobile home, oldest category is 1939 or earlier.

<sup>2</sup>May reflect a temporary situation, living off savings, or response error.

**Table 4-21. Housing Costs by Selected Characteristics - Renter Occupied Units**

[Numbers in thousands. For meaning of symbols, see text.]

| Characteristics   | Total        | Less than \$100 | \$100 to \$199 | \$200 to \$299 | \$300 to \$399 | \$400 to \$499 | \$500 to \$599 | \$600 to \$699 | \$700 to \$799 | \$800 to \$999 | \$1,000 to \$1,499 | \$1,500 or more | No cash rent | Mortgage payment not reported | Median excluding no cash rent |
|---|--------------|-----------------|----------------|----------------|----------------|----------------|----------------|----------------|----------------|----------------|--------------------|-----------------|--------------|-------------------------------|-------------------------------|
| <b>Total</b> .....  | <b>214.5</b> | <b>1.1</b>      | <b>17.2</b>    | <b>25.5</b>    | <b>52.7</b>    | <b>57.4</b>    | <b>31.9</b>    | <b>16.7</b>    | <b>4.8</b>     | <b>2.5</b>     | <b>1.4</b>         | <b>.1</b>       | <b>3.2</b>   |                               | <b>416</b>                    |
| <b>Units in Structure</b>                                       |              |                 |                |                |                |                |                |                |                |                |                    |                 |              |                               |                               |
| 1, detached.....  | 23.7         | -               | .8             | 1.3            | 4.3            | 7.2            | 2.9            | 4.0            | .4             | .4             | .2                 | .1              | 2.0          |                               | 462                           |
| 1, attached.....  | 13.5         | -               | .4             | .3             | 2.0            | 1.9            | 4.0            | 2.6            | 2.0            | .2             | .1                 | -               | -            |                               | 554                           |
| 2 to 4.....   | 90.6         | .2              | 3.5            | 12.7           | 29.6           | 27.7           | 10.1           | 3.7            | 1.2            | .6             | .4                 | -               | .8           |                               | 396                           |
| 5 to 9.....   | 26.4         | .1              | 1.2            | 3.0            | 5.3            | 7.0            | 6.5            | 2.2            | .5             | .4             | .2                 | -               | -            |                               | 451                           |
| 10 to 19.....   | 15.2         | .1              | 2.1            | 1.2            | 4.3            | 4.2            | 2.6            | .5             | .3             | -              | -                  | -               | -            |                               | 398                           |
| 20 to 49.....   | 19.9         | .1              | 1.9            | 2.5            | 3.9            | 5.8            | 3.2            | 2.1            | -              | .2             | -                  | -               | .2           |                               | 425                           |
| 50 or more.....   | 25.2         | .5              | 7.3            | 4.4            | 3.4            | 3.6            | 2.6            | 1.5            | .4             | .7             | .6                 | -               | .1           |                               | 309                           |
| Mobile home or trailer.....                                     | -            | -               | -              | -              | -              | -              | -              | -              | -              | -              | -                  | -               | -            |                               | -                             |
| <b>Year Structure Built<sup>1</sup></b>                         |              |                 |                |                |                |                |                |                |                |                |                    |                 |              |                               |                               |
| 1990 to 1994.....   | -            | -               | -              | -              | -              | -              | -              | -              | -              | -              | -                  | -               | -            |                               | -                             |
| 1985 to 1989.....   | 6.5          | -               | .9             | -              | -              | .5             | 2.5            | 1.5            | .4             | .3             | .4                 | -               | -            |                               | 575                           |
| 1980 to 1984.....   | 7.5          | -               | 1.3            | .2             | .6             | 1.2            | .9             | 1.7            | .8             | .6             | .2                 | -               | -            |                               | 545                           |
| 1975 to 1979.....   | 19.4         | .6              | 3.3            | .8             | 1.3            | 4.4            | 5.5            | 2.3            | .6             | .2             | .1                 | -               | .1           |                               | 482                           |
| 1970 to 1974.....   | 18.6         | .1              | 2.9            | 2.4            | 1.5            | 5.0            | 4.0            | 2.0            | .3             | .1             | -                  | -               | .4           |                               | 446                           |
| 1960 to 1969.....   | 37.4         | -               | 2.4            | 2.1            | 9.0            | 12.1           | 7.0            | 2.8            | 1.0            | .4             | .1                 | .1              | .5           |                               | 441                           |
| 1950 to 1959.....   | 23.7         | .1              | 1.5            | 2.4            | 7.1            | 7.3            | 2.4            | 2.4            | .1             | .1             | .2                 | -               | .3           |                               | 409                           |
| 1940 to 1949.....   | 8.7          | -               | .1             | 1.0            | 3.2            | 2.6            | .8             | .4             | .1             | -              | -                  | -               | .4           |                               | 394                           |
| 1930 to 1939.....   | 31.7         | -               | .5             | 5.2            | 10.8           | 9.2            | 2.8            | 1.6            | .3             | .5             | .2                 | -               | .6           |                               | 391                           |
| 1920 to 1929.....   | 23.5         | -               | 1.1            | 3.0            | 8.3            | 7.3            | 2.4            | .9             | .1             | .1             | -                  | -               | .2           |                               | 390                           |
| 1919 or earlier.....  | 37.4         | .2              | 3.2            | 8.4            | 11.0           | 7.8            | 3.6            | 1.2            | 1.0            | .2             | .1                 | -               | .7           |                               | 359                           |
| Median.....   | 1953         | -               | 1969           | 1933           | 1937           | 1952           | 1966           | 1967           | 1967           | -              | -                  | -               | -            |                               | -                             |
| <b>Rooms</b>  |              |                 |                |                |                |                |                |                |                |                |                    |                 |              |                               |                               |
| 1 room.....   | 5.4          | .1              | 1.2            | 2.8            | .8             | .1             | .1             | .3             | -              | -              | -                  | -               | -            |                               | 248                           |
| 2 rooms.....  | 5.1          | -               | 1.3            | 2.3            | 1.1            | .3             | -              | -              | -              | -              | -                  | -               | -            |                               | 251                           |
| 3 rooms.....  | 48.3         | .8              | 8.8            | 8.6            | 14.9           | 10.5           | 3.3            | .9             | .1             | .2             | .1                 | -               | -            |                               | 340                           |
| 4 rooms.....  | 68.5         | -               | 2.8            | 7.7            | 18.1           | 21.2           | 11.7           | 4.8            | .9             | .8             | .3                 | -               | .6           |                               | 426                           |
| 5 rooms.....  | 54.9         | -               | 2.3            | 3.1            | 13.5           | 16.0           | 10.4           | 5.8            | 1.3            | .9             | .5                 | .1              | .8           |                               | 450                           |
| 6 rooms.....  | 20.7         | -               | .8             | .7             | 3.4            | 6.4            | 3.4            | 3.3            | 1.0            | .6             | .2                 | -               | .9           |                               | 479                           |
| 7 rooms.....  | 6.8          | -               | -              | .2             | .8             | 1.5            | 1.7            | 1.4            | .6             | -              | .1                 | -               | .7           |                               | 544                           |
| 8 rooms.....  | 2.1          | -               | -              | -              | .2             | .4             | .5             | .2             | .7             | -              | -                  | -               | -            |                               | -                             |
| 9 rooms.....  | 1.9          | -               | -              | -              | .1             | 1.1            | .4             | .2             | .1             | -              | .2                 | -               | -            |                               | -                             |
| 10 rooms or more.....   | .8           | -               | -              | -              | .1             | .1             | .2             | .1             | .1             | -              | .2                 | -               | .3           |                               | -                             |
| Median.....   | 4.2          | -               | 3.2            | 3.4            | 4.0            | 4.3            | 4.6            | 4.9            | 5.5            | -              | -                  | -               | -            |                               | -                             |
| <b>Bedrooms</b>   |              |                 |                |                |                |                |                |                |                |                |                    |                 |              |                               |                               |
| None.....   | 8.7          | .1              | 1.9            | 4.2            | 1.9            | .3             | .1             | .3             | -              | -              | -                  | -               | -            |                               | 256                           |
| 1.....  | 62.8         | 1.0             | 10.0           | 11.4           | 19.1           | 14.0           | 5.0            | 1.5            | .1             | .4             | .3                 | -               | -            |                               | 347                           |
| 2.....  | 95.7         | -               | 3.9            | 7.3            | 24.0           | 29.9           | 17.1           | 8.1            | 1.9            | 1.2            | .7                 | -               | 1.5          |                               | 440                           |
| 3.....  | 38.3         | -               | 1.2            | 2.6            | 7.0            | 10.1           | 7.1            | 6.2            | 2.1            | .7             | .2                 | .1              | .9           |                               | 478                           |
| 4 or more.....  | 9.0          | -               | .2             | .1             | .7             | 3.1            | 2.4            | .7             | .6             | .1             | .2                 | -               | .7           |                               | 498                           |
| Median.....   | 1.9          | -               | 1.2            | 1.3            | 1.7            | 2.0            | 2.1            | 2.3            | 2.7            | -              | -                  | -               | -            |                               | -                             |
| <b>Complete Bathrooms</b>                                       |              |                 |                |                |                |                |                |                |                |                |                    |                 |              |                               |                               |
| None.....   | 3.6          | .1              | 1.7            | 1.5            | .3             | -              | -              | -              | -              | -              | -                  | -               | -            |                               | -                             |
| 1.....  | 178.0        | 1.0             | 14.5           | 23.5           | 49.8           | 53.0           | 24.0           | 7.7            | 1.4            | .7             | .6                 | -               | 1.9          |                               | 399                           |
| 1 and one-half.....   | 25.2         | -               | 1.0            | .5             | 2.2            | 3.3            | 6.4            | 7.4            | 2.6            | .5             | .3                 | .1              | .8           |                               | 580                           |
| 2 or more.....  | 7.8          | -               | -              | .1             | .4             | 1.1            | 1.4            | 1.5            | .8             | 1.3            | .5                 | -               | .6           |                               | 634                           |
| <b>Main Heating Equipment</b>                                   |              |                 |                |                |                |                |                |                |                |                |                    |                 |              |                               |                               |
| Warm-air furnace.....   | 124.0        | -               | 6.3            | 11.2           | 32.1           | 37.6           | 18.5           | 10.5           | 3.0            | 1.6            | .9                 | -               | 2.3          |                               | 430                           |
| Steam or hot water system.....                                  | 61.9         | .2              | 5.2            | 9.8            | 16.2           | 14.6           | 6.7            | 3.6            | 1.4            | .7             | .2                 | .1              | .9           |                               | 394                           |
| Electric heat pump.....   | 1.1          | -               | .1             | .1             | .1             | .1             | .3             | .1             | .2             | -              | .3                 | -               | -            |                               | -                             |
| Built-in electric units.....                                    | 20.5         | .8              | 4.6            | 1.9            | 2.2            | 4.2            | 4.2            | 2.2            | .1             | .2             | -                  | -               | -            |                               | 418                           |
| Floor, wall, or other built-in hot air units without ducts..... | 1.7          | -               | .2             | .7             | .8             | .2             | -              | -              | -              | -              | -                  | -               | -            |                               | -                             |
| Room heaters with flue.....                                     | 4.2          | -               | .7             | 1.3            | 1.5            | .6             | .1             | -              | -              | -              | -                  | -               | -            |                               | 306                           |
| Room heaters without flue.....                                  | .5           | -               | -              | .2             | -              | .1             | -              | .1             | -              | -              | -                  | -               | -            |                               | -                             |
| Portable electric heaters.....                                  | .1           | -               | -              | .1             | -              | -              | -              | -              | -              | -              | -                  | -               | -            |                               | -                             |
| Stoves.....   | .2           | -               | -              | .2             | -              | -              | -              | -              | -              | -              | -                  | -               | -            |                               | -                             |
| Fireplaces with inserts.....                                    | -            | -               | -              | -              | -              | -              | -              | -              | -              | -              | -                  | -               | -            |                               | -                             |
| Fireplaces without inserts.....                                 | -            | -               | -              | -              | -              | -              | -              | -              | -              | -              | -                  | -               | -            |                               | -                             |
| Other.....  | .1           | -               | -              | -              | -              | -              | -              | -              | .1             | -              | -                  | -               | -            |                               | -                             |
| None.....   | .2           | -               | -              | -              | .1             | .1             | -              | -              | -              | -              | -                  | -               | -            |                               | -                             |
| <b>Source of Water</b>  |              |                 |                |                |                |                |                |                |                |                |                    |                 |              |                               |                               |
| Public system or private company.....                           | 203.6        | 1.1             | 17.1           | 24.7           | 50.6           | 54.8           | 30.4           | 14.9           | 4.0            | 2.1            | 1.4                | -               | 2.4          |                               | 413                           |
| Well serving 1 to 5 units.....                                  | 10.8         | -               | -              | .8             | 2.1            | 2.6            | 1.5            | 1.8            | .8             | .4             | -                  | .1              | .8           |                               | 482                           |
| Drilled.....  | 7.4          | -               | -              | .4             | 1.4            | 1.9            | 1.0            | 1.1            | .5             | .4             | -                  | .1              | .6           |                               | 483                           |
| Dug.....  | .3           | -               | -              | .1             | .2             | .2             | -              | -              | -              | -              | -                  | -               | -            |                               | -                             |
| Not reported.....   | 3.1          | -               | -              | .4             | .6             | .5             | .5             | .7             | .3             | -              | -                  | -               | .2           |                               | -                             |
| Other.....  | .1           | -               | .1             | -              | -              | -              | -              | -              | -              | -              | -                  | -               | -            |                               | -                             |
| <b>Means of Sewage Disposal</b>                                 |              |                 |                |                |                |                |                |                |                |                |                    |                 |              |                               |                               |
| Public sewer.....   | 204.8        | 1.1             | 17.0           | 24.7           | 50.8           | 54.9           | 30.9           | 15.1           | 4.4            | 2.2            | 1.4                | -               | 2.6          |                               | 414                           |
| Septic tank, cesspool, chemical toilet.....                     | 9.6          | -               | .1             | .8             | 2.1            | 2.6            | 1.0            | 1.8            | .4             | .3             | -                  | .1              | .6           |                               | 460                           |
| Other.....  | .1           | -               | .1             | -              | -              | -              | -              | -              | -              | -              | -                  | -               | -            |                               | -                             |
| <b>Main House Heating Fuel</b>                                  |              |                 |                |                |                |                |                |                |                |                |                    |                 |              |                               |                               |
| Housing units with heating fuel.....                            | 214.3        | 1.1             | 17.2           | 25.5           | 52.6           | 57.3           | 31.9           | 16.7           | 4.8            | 2.5            | 1.4                | .1              | 3.2          |                               | 416                           |
| Electricity.....  | 24.7         | .8              | 5.0            | 2.5            | 2.6            | 5.0            | 4.7            | 2.9            | .4             | .3             | .3                 | -               | -            |                               | 425                           |
| Piped gas.....  | 161.5        | .1              | 10.7           | 19.5           | 43.3           | 45.5           | 22.5           | 11.5           | 3.7            | 1.9            | 1.1                | -               | 1.6          |                               | 414                           |
| Bottled gas.....  | 1.0          | -               | .1             | -              | .3             | .1             | -              | -              | -              | -              | -                  | -               | .5           |                               | -                             |
| Fuel oil.....   | 26.0         | .1              | 1.4            | 3.0            | 6.1            | 6.4            | 4.7            | 2.1            | .7             | .3             | -                  | .1              | 1.1          |                               | 429                           |
| Kerosene or other liquid fuel.....                              | -            | -               | -              | -              | -              | -              | -              | -              | -              | -              | -                  | -               | -            |                               | -                             |
| Coal or coke.....   | -            | -               | -              | -              | -              | -              | -              | -              | -              | -              | -                  | -               | -            |                               | -                             |
| Wood.....   | .2           | -               | -              | .2             | -              | -              | -              | -              | -              | -              | -                  | -               | -            |                               | -                             |
| Solar energy.....   | -            | -               | -              | -              | -              | -              | -              | -              | -              | -              | -                  | -               | -            |                               | -                             |
| Other.....  | .8           | -               | -              | .3             | .1             | .3             | -              | .1             | -              | -              | -                  | -               | -            |                               | -                             |

Table 4-21. Housing Costs by Selected Characteristics - Renter Occupied Units—Con.

[Numbers in thousands. For meaning of symbols, see text.]

| Characteristics                                      | Total  | Less than \$100 | \$100 to \$199 | \$200 to \$299 | \$300 to \$399 | \$400 to \$499 | \$500 to \$599 | \$600 to \$699 | \$700 to \$799 | \$800 to \$899 | \$1,000 to \$1,499 | \$1,500 or more | No cash rent | Mortgage payment not reported | Median excluding no cash rent |
|--|--------|-----------------|----------------|----------------|----------------|----------------|----------------|----------------|----------------|----------------|--------------------|-----------------|--------------|-------------------------------|-------------------------------|
| <b>Cooking Fuel</b>                                  |        |                 |                |                |                |                |                |                |                |                |                    |                 |              |                               |                               |
| With cooking fuel.....                               | 212.3  | 1.0             | 16.6           | 24.3           | 52.5           | 57.3           | 31.9           | 16.7           | 4.8            | 2.5            | 1.4                | .1              | 3.2          | ...                           | 418                           |
| Electricity.....                                     | 90.9   | 1.0             | 10.3           | 7.2            | 15.5           | 21.3           | 17.2           | 8.8            | 3.1            | 2.2            | 1.2                | .1              | 2.3          | ...                           | 449                           |
| Piped gas.....                                       | 120.5  | ..              | 6.2            | 17.1           | 36.5           | 36.0           | 14.7           | 6.8            | 1.8            | .3             | .2                 | ..              | .7           | ...                           | 400                           |
| Bottled gas.....                                     | .7     | ..              | .1             | ..             | .2             | ..             | ..             | .2             | ..             | ..             | ..                 | ..              | .2           | ...                           | ..                            |
| Kerosene or other liquid fuel.....                   | .1     | ..              | ..             | ..             | .1             | ..             | ..             | ..             | ..             | ..             | ..                 | ..              | ..           | ...                           | ..                            |
| Coal or coke.....                                    | ..     | ..              | ..             | ..             | ..             | ..             | ..             | ..             | ..             | ..             | ..                 | ..              | ..           | ...                           | ..                            |
| Wood.....  | ..     | ..              | ..             | ..             | ..             | ..             | ..             | ..             | ..             | ..             | ..                 | ..              | ..           | ...                           | ..                            |
| Other.....   | .1     | ..              | ..             | ..             | .1             | ..             | ..             | ..             | ..             | ..             | ..                 | ..              | ..           | ...                           | ..                            |
| <b>Persons</b>                                       |        |                 |                |                |                |                |                |                |                |                |                    |                 |              |                               |                               |
| 1 person.....  | 84.6   | 1.1             | 12.0           | 14.5           | 22.6           | 19.6           | 8.3            | 2.8            | .8             | .6             | .7                 | ..              | 1.5          | ...                           | 362                           |
| 2 persons.....                                       | 62.9   | ..              | 3.0            | 7.2            | 15.4           | 16.8           | 11.8           | 5.7            | 1.0            | 1.3            | .2                 | .1              | .8           | ...                           | 439                           |
| 3 persons.....                                       | 27.1   | ..              | .8             | 1.6            | 6.3            | 9.9            | 3.9            | 3.1            | 1.2            | ..             | ..                 | ..              | .8           | ...                           | 449                           |
| 4 persons.....                                       | 24.6   | ..              | .9             | 1.5            | 5.6            | 6.7            | 3.7            | 3.9            | 1.0            | .5             | .3                 | ..              | .8           | ...                           | 480                           |
| 5 persons.....                                       | 8.5    | ..              | .2             | .7             | 1.9            | 2.1            | 2.1            | .8             | .7             | .1             | ..                 | ..              | ..           | ...                           | 466                           |
| 6 persons.....                                       | 3.7    | ..              | .1             | ..             | .4             | 1.8            | 1.0            | .2             | ..             | ..             | ..                 | ..              | ..           | ...                           | ..                            |
| 7 persons or more.....                               | 3.1    | ..              | .2             | ..             | .8             | .9             | 1.0            | .4             | .1             | ..             | .2                 | ..              | ..           | ...                           | ..                            |
| Median.....  | 1.9    | ..              | 1.5            | 1.5            | 1.7            | 2.0            | 2.1            | 2.5            | 3.0            | ..             | ..                 | ..              | ..           | ...                           | ..                            |
| <b>Household Composition by Age of Householder</b>   |        |                 |                |                |                |                |                |                |                |                |                    |                 |              |                               |                               |
| 2-or-more person households.....                     | 129.9  | ..              | 5.2            | 11.0           | 30.1           | 37.8           | 23.5           | 13.8           | 4.0            | 1.9            | .7                 | .1              | 1.7          | ...                           | 447                           |
| Married-couple families, no nonrelatives.....        | 58.7   | ..              | .9             | 4.4            | 10.3           | 17.8           | 12.7           | 8.3            | 1.8            | 1.2            | .2                 | .1              | 1.1          | ...                           | 474                           |
| Under 25 years.....                                  | 5.3    | ..              | .2             | .1             | 1.2            | 1.6            | .8             | 1.2            | ..             | ..             | ..                 | ..              | .1           | ...                           | 485                           |
| 25 to 29 years.....                                  | 14.4   | ..              | .1             | 1.4            | 3.0            | 4.4            | 3.5            | 1.5            | .3             | ..             | ..                 | ..              | .1           | ...                           | 459                           |
| 30 to 34 years.....                                  | 11.6   | ..              | .1             | .5             | 2.0            | 4.4            | 2.8            | 1.6            | ..             | .1             | ..                 | ..              | .2           | ...                           | 472                           |
| 35 to 44 years.....                                  | 10.0   | ..              | .2             | .8             | 1.5            | 2.3            | 2.2            | 1.9            | .8             | ..             | .2                 | ..              | .1           | ...                           | 503                           |
| 45 to 64 years.....                                  | 11.3   | ..              | .2             | 1.0            | 1.5            | 3.0            | 2.5            | 1.6            | .8             | .2             | ..                 | .1              | .5           | ...                           | 491                           |
| 65 years and over.....                               | 6.1    | ..              | ..             | .8             | 1.1            | 2.2            | 1.2            | .5             | ..             | .7             | ..                 | ..              | ..           | ...                           | 463                           |
| Other male householder.....                          | 17.8   | ..              | .3             | 1.0            | 4.6            | 4.4            | 3.5            | 2.3            | 1.0            | .3             | ..                 | ..              | .1           | ...                           | 465                           |
| Under 45 years.....                                  | 13.9   | ..              | .2             | .5             | 4.4            | 3.5            | 2.7            | 1.8            | .8             | .1             | ..                 | ..              | ..           | ...                           | 456                           |
| 45 to 64 years.....                                  | 3.1    | ..              | .1             | .4             | .1             | .8             | .6             | .6             | .2             | .2             | ..                 | ..              | .1           | ...                           | ..                            |
| 65 years and over.....                               | .8     | ..              | ..             | .1             | .1             | .1             | .2             | ..             | ..             | ..             | ..                 | ..              | ..           | ...                           | ..                            |
| Other female householder.....                        | 53.7   | ..              | 4.0            | 5.7            | 15.2           | 15.6           | 7.3            | 3.2            | 1.1            | .5             | .5                 | ..              | .5           | ...                           | 411                           |
| Under 45 years.....                                  | 44.5   | ..              | 3.7            | 4.5            | 12.3           | 13.3           | 6.3            | 2.5            | 1.0            | .3             | .4                 | ..              | .2           | ...                           | 413                           |
| 45 to 64 years.....                                  | 6.3    | ..              | .2             | .7             | 2.1            | 1.9            | .8             | .5             | ..             | .1             | ..                 | ..              | ..           | ...                           | 401                           |
| 65 years and over.....                               | 2.9    | ..              | .1             | .5             | .7             | .4             | .4             | .2             | .1             | .2             | ..                 | ..              | .3           | ...                           | ..                            |
| 1-person households.....                             | 84.8   | 1.1             | 12.0           | 14.5           | 22.6           | 19.6           | 8.3            | 2.8            | .8             | .6             | .7                 | ..              | 1.5          | ...                           | 362                           |
| Male householder.....                                | 33.3   | .2              | 3.4            | 7.4            | 9.3            | 8.3            | 2.5            | .9             | .2             | .2             | .2                 | ..              | .9           | ...                           | 357                           |
| Under 45 years.....                                  | 22.9   | .2              | 1.3            | 4.7            | 6.9            | 6.7            | 1.8            | .5             | .1             | .2             | ..                 | ..              | .8           | ...                           | 372                           |
| 45 to 64 years.....                                  | 6.9    | ..              | .9             | 2.1            | 1.7            | 1.0            | .7             | .2             | .1             | ..             | .2                 | ..              | ..           | ...                           | 328                           |
| 65 years and over.....                               | 3.5    | ..              | 1.2            | .8             | .7             | .8             | ..             | .1             | ..             | ..             | ..                 | ..              | .3           | ...                           | ..                            |
| Female householder.....                              | 51.3   | .8              | 8.7            | 7.1            | 13.3           | 11.4           | 5.8            | 2.0            | .6             | .4             | .6                 | ..              | .7           | ...                           | 365                           |
| Under 45 years.....                                  | 17.9   | .2              | .8             | 2.5            | 6.3            | 5.4            | 1.9            | .3             | .2             | .2             | ..                 | ..              | .2           | ...                           | 385                           |
| 45 to 64 years.....                                  | 11.3   | ..              | 1.1            | 1.2            | 3.4            | 2.6            | 2.1            | .5             | .1             | .1             | ..                 | ..              | .1           | ...                           | 398                           |
| 65 years and over.....                               | 22.1   | .6              | 6.7            | 3.5            | 3.6            | 3.3            | 1.8            | 1.2            | .3             | .3             | .4                 | ..              | .3           | ...                           | 302                           |
| <b>Own Never Married Children Under 18 Years Old</b> |        |                 |                |                |                |                |                |                |                |                |                    |                 |              |                               |                               |
| No own children under 18 years.....                  | 148.0  | 1.1             | 13.6           | 20.6           | 37.1           | 37.1           | 20.6           | 9.8            | 2.5            | 1.9            | .9                 | ..              | 2.5          | ...                           | 401                           |
| With own children under 18 years.....                | 66.8   | ..              | 3.6            | 4.9            | 15.6           | 20.3           | 11.3           | 6.8            | 2.3            | .6             | .5                 | ..              | .8           | ...                           | 443                           |
| Under 6 years only.....                              | 20.7   | ..              | 1.2            | 2.0            | 5.5            | 6.0            | 2.6            | 2.4            | .2             | .1             | .1                 | ..              | .4           | ...                           | 423                           |
| 1.....   | 12.8   | ..              | .8             | 1.2            | 3.4            | 3.8            | 1.9            | 1.2            | .1             | ..             | ..                 | ..              | .3           | ...                           | 422                           |
| 2.....   | 6.1    | ..              | .2             | .6             | 1.4            | 1.8            | .5             | 1.2            | .1             | ..             | ..                 | ..              | .1           | ...                           | 441                           |
| 3 or more.....                                       | 1.8    | ..              | .1             | .2             | .7             | .5             | .1             | ..             | ..             | ..             | ..                 | ..              | ..           | ...                           | ..                            |
| 6 to 17 years only.....                              | 29.8   | ..              | 1.1            | 2.4            | 7.2            | 6.4            | 5.2            | 2.7            | 2.0            | .3             | .3                 | ..              | .2           | ...                           | 448                           |
| 1.....   | 14.0   | ..              | .8             | 1.2            | 2.8            | 4.1            | 3.0            | 1.3            | .7             | .1             | .1                 | ..              | ..           | ...                           | 455                           |
| 2.....   | 10.0   | ..              | .1             | .5             | 2.8            | 2.9            | 1.2            | 1.1            | 1.1            | .2             | ..                 | ..              | ..           | ...                           | 452                           |
| 3 or more.....                                       | 5.7    | ..              | .2             | .8             | 1.6            | 1.4            | 1.0            | .3             | .2             | ..             | .2                 | ..              | .2           | ...                           | 421                           |
| Both age groups.....                                 | 18.0   | ..              | 1.3            | .5             | 2.8            | 5.9            | 3.5            | 1.7            | .1             | .1             | ..                 | ..              | .1           | ...                           | 457                           |
| 2.....   | 6.6    | ..              | .5             | .3             | 1.5            | 2.6            | .9             | .8             | .1             | ..             | ..                 | ..              | .1           | ...                           | 440                           |
| 3 or more.....                                       | 9.4    | ..              | .8             | .2             | 1.4            | 3.3            | 2.6            | 1.0            | ..             | .1             | ..                 | ..              | ..           | ...                           | 470                           |
| <b>Income of Families and Primary Individuals</b>    |        |                 |                |                |                |                |                |                |                |                |                    |                 |              |                               |                               |
| Less than \$5,000.....                               | 15.0   | .5              | 3.0            | 2.2            | 3.7            | 3.1            | 1.4            | .8             | .1             | .1             | ..                 | ..              | .1           | ...                           | 349                           |
| \$5,000 to \$9,999.....                              | 55.5   | .8              | 11.8           | 9.3            | 15.3           | 11.2           | 4.0            | 1.4            | .2             | .4             | .5                 | ..              | 1.0          | ...                           | 336                           |
| \$10,000 to \$14,999.....                            | 28.1   | ..              | 1.5            | 6.4            | 7.6            | 6.6            | 3.3            | 1.4            | .2             | .3             | ..                 | ..              | .7           | ...                           | 375                           |
| \$15,000 to \$19,999.....                            | 26.6   | ..              | ..             | 2.3            | 8.8            | 8.5            | 4.8            | 2.0            | .2             | .1             | ..                 | ..              | ..           | ...                           | 428                           |
| \$20,000 to \$24,999.....                            | 23.3   | ..              | .8             | 1.4            | 7.0            | 7.5            | 5.1            | .6             | .8             | .3             | ..                 | ..              | .2           | ...                           | 433                           |
| \$25,000 to \$29,999.....                            | 22.6   | ..              | ..             | 1.8            | 4.7            | 7.8            | 4.1            | 3.0            | .6             | .1             | ..                 | ..              | .4           | ...                           | 460                           |
| \$30,000 to \$34,999.....                            | 14.5   | ..              | .2             | .5             | 2.1            | 5.5            | 2.9            | 2.0            | .5             | .3             | .2                 | ..              | .3           | ...                           | 478                           |
| \$35,000 to \$39,999.....                            | 9.0    | ..              | ..             | 1.0            | 1.7            | 3.1            | 1.7            | 1.0            | .3             | .2             | ..                 | ..              | .1           | ...                           | 459                           |
| \$40,000 to \$49,999.....                            | 9.1    | ..              | ..             | .4             | .6             | 3.2            | 1.9            | 2.0            | .6             | .1             | ..                 | ..              | .1           | ...                           | 516                           |
| \$50,000 to \$59,999.....                            | 6.2    | ..              | ..             | ..             | .7             | .8             | 1.7            | 1.8            | .8             | .2             | ..                 | ..              | .3           | ...                           | 589                           |
| \$60,000 to \$79,999.....                            | 3.0    | ..              | ..             | ..             | ..             | .4             | .4             | .5             | .7             | ..             | ..                 | ..              | ..           | ...                           | ..                            |
| \$80,000 to \$99,999.....                            | .8     | ..              | ..             | ..             | ..             | ..             | ..             | ..             | ..             | .1             | ..                 | ..              | ..           | ...                           | ..                            |
| \$100,000 to \$119,999.....                          | ..     | ..              | ..             | ..             | ..             | ..             | ..             | ..             | ..             | ..             | ..                 | ..              | ..           | ...                           | ..                            |
| \$120,000 or more.....                               | .9     | ..              | ..             | ..             | .3             | ..             | ..             | ..             | ..             | ..             | ..                 | ..              | ..           | ...                           | ..                            |
| Median.....  | 16 634 | ..              | 7 393          | 10 966         | 14 886         | 19 601         | 22 425         | 28 686         | 34 812         | ..             | ..                 | ..              | ..           | ...                           | ..                            |
| <b>Rent Reductions</b>                               |        |                 |                |                |                |                |                |                |                |                |                    |                 |              |                               |                               |
| No subsidy or income reporting.....                  | 187.4  | .2              | 4.6            | 20.9           | 48.5           | 54.7           | 30.9           | 15.9           | 4.8            | 2.5            | 1.3                | ..              | 3.0          | ...                           | 433                           |
| Rent control.....                                    | ..     | ..              | ..             | ..             | ..             | ..             | ..             | ..             | ..             | ..             | ..                 | ..              | ..           | ...                           | ..                            |
| No rent control.....                                 | 187.4  | .2              | 4.6            | 20.9           | 48.5           | 54.7           | 30.9           | 15.9           | 4.8            | 2.5            | 1.3                | ..              | 3.0          | ...                           | 433                           |
| Reduced by owner.....                                | 13.2   | ..              | .5             | 2.5            | 4.8            | 2.5            | .6             | .5             | ..             | .2             | ..                 | ..              | 1.6          | ...                           | 360                           |
| Not reduced by owner.....                            | 173.2  | .2              | 4.2            | 18.3           | 43.4           | 51.6           | 30.1           | 15.3           | 4.8            | 2.3            | 1.3                | ..              | 1.4          | ...                           | 438                           |
| Owner reduction not reported.....                    | 1.1    | ..              | ..             | .1             | .4             | .3             | .1             | .1             | ..             | ..             | ..                 | ..              | ..           | ...                           | 408                           |
| Rent control not reported.....                       | ..     | ..              | ..             | ..             | ..             | ..             | ..             | ..             | ..             | ..             | ..                 | ..              | ..           | ...                           | ..                            |
| Owned by public housing authority.....               | 10.2   | .1              | 5.0            | 1.8            | 1.9            | .7             | .3             | .2             | ..             | ..             | .1                 | ..              | ..           | ...                           | 201                           |
| Other, Federal subsidy.....                          | 11.7   | .6              | 6.5            | 1.9            | 1.1            | .7             | .5             | .3             | ..             | ..             | ..                 | ..              | .1           | ...                           | 180                           |
| Other, State or local subsidy.....                   | 1.7    | ..              | .3             | .4             | .4             | .5             | .1             | ..             | ..             | ..             | ..                 | ..              | ..           | ...                           | 343                           |
| Other, income verification.....                      | 2.6    | .1              | .8             | .4             | .7             | .3             | .1             | .2             | ..             | ..             | ..                 | ..              | ..           | ...                           | 299                           |
| Subsidy or income verification not reported.....     | .9     | ..              | ..             | .1             | .1             | .5             | ..             | ..             | ..             | ..             | ..                 | ..              | .1           | ...                           | 426                           |

<sup>1</sup>For mobile home, oldest category is 1939 or earlier.

**Table 5-1. Introductory Characteristics - Occupied Units with Black Householder**

[Numbers in thousands. For meaning of symbols, see text.]

| Characteristics                                | Total occupied units | Tenure      |             | Housing unit characteristics |              |                   |            | Household characteristics |                    |                     | Selected subareas <sup>1</sup> |            |            |
|--|----------------------|-------------|-------------|------------------------------|--------------|-------------------|------------|---------------------------|--------------------|---------------------|--------------------------------|------------|------------|
|  |                      | Owner       | Renter      | New construction 4 yrs       | Mobile homes | Physical problems |            | Elderly (65+)             | Moved in past year | Below poverty level | Area one                       | Area two   | Area three |
|  |                      |             |             |                              |              | Severe            | Moderate   |                           |                    |                     |                                |            |            |
| <b>Total</b> .....                             | <b>58.3</b>          | <b>16.8</b> | <b>41.5</b> | <b>.2</b>                    | <b>-</b>     | <b>1.7</b>        | <b>5.1</b> | <b>4.7</b>                | <b>15.6</b>        | <b>23.7</b>         | <b>57.2</b>                    | <b>1.0</b> | <b>.1</b>  |
| <b>Tenure</b>                                  |                      |             |             |                              |              |                   |            |                           |                    |                     |                                |            |            |
| Owner occupied.....                            | 16.8                 | 16.8        | ...         | -                            | -            | -                 | .6         | 2.1                       | .7                 | 3.3                 | 16.1                           | .8         | -          |
| Percent of all occupied.....                   | 28.9                 | 100.0       | ...         | -                            | -            | -                 | 12.3       | 43.8                      | 4.6                | 13.7                | 28.1                           | 76.0       | -          |
| Renter occupied.....                           | 41.5                 | ...         | 41.5        | .2                           | -            | 1.7               | 4.5        | 2.7                       | 14.9               | 20.4                | 41.1                           | .2         | .1         |
| <b>Race and Origin</b>                         |                      |             |             |                              |              |                   |            |                           |                    |                     |                                |            |            |
| White.....                                     | ...                  | ...         | ...         | ...                          | ...          | ...               | ...        | ...                       | ...                | ...                 | ...                            | ...        | ...        |
| Non-Hispanic.....                              | ...                  | ...         | ...         | ...                          | ...          | ...               | ...        | ...                       | ...                | ...                 | ...                            | ...        | ...        |
| Hispanic.....                                  | ...                  | ...         | ...         | ...                          | ...          | ...               | ...        | ...                       | ...                | ...                 | ...                            | ...        | ...        |
| Black.....                                     | 58.3                 | 16.8        | 41.5        | .2                           | -            | 1.7               | 5.1        | 4.7                       | 15.6               | 23.7                | 57.2                           | 1.0        | .1         |
| Other.....                                     | ...                  | ...         | ...         | ...                          | ...          | ...               | ...        | ...                       | ...                | ...                 | ...                            | ...        | ...        |
| Total Hispanic.....                            | .5                   | -           | .5          | -                            | -            | -                 | .2         | -                         | .2                 | .2                  | .5                             | -          | -          |
| <b>Units in Structure</b>                      |                      |             |             |                              |              |                   |            |                           |                    |                     |                                |            |            |
| 1, detached.....                               | 18.2                 | 11.8        | 6.4         | .2                           | -            | -                 | 1.1        | 1.8                       | 2.2                | 5.5                 | 17.4                           | .8         | -          |
| 1, attached.....                               | 2.3                  | .5          | 1.7         | -                            | -            | .1                | .2         | -                         | .3                 | .5                  | 2.3                            | -          | -          |
| 2 to 4.....                                    | 25.5                 | 4.5         | 21.0        | -                            | -            | .8                | 3.0        | 1.6                       | 8.3                | 12.5                | 25.5                           | -          | -          |
| 5 to 9.....                                    | 3.6                  | -           | 3.6         | -                            | -            | .3                | .1         | .1                        | 1.5                | 1.2                 | 3.3                            | .1         | .1         |
| 10 to 19.....                                  | 2.7                  | -           | 2.7         | -                            | -            | .3                | .3         | .2                        | .8                 | 1.6                 | 2.7                            | -          | -          |
| 20 to 49.....                                  | 2.6                  | -           | 2.6         | -                            | -            | -                 | .3         | .5                        | 1.1                | 1.1                 | 2.6                            | -          | -          |
| 50 or more.....                                | 3.5                  | -           | 3.5         | -                            | -            | .2                | .1         | .6                        | 1.5                | 1.2                 | 3.4                            | .1         | -          |
| Mobile home or trailer.....                    | -                    | -           | -           | -                            | -            | -                 | -          | -                         | -                  | -                   | -                              | -          | -          |
| <b>Cooperatives and Condominiums</b>           |                      |             |             |                              |              |                   |            |                           |                    |                     |                                |            |            |
| Cooperatives.....                              | .2                   | -           | .2          | -                            | -            | -                 | -          | -                         | -                  | -                   | .2                             | -          | -          |
| Condominiums.....                              | .3                   | .1          | .2          | -                            | -            | -                 | -          | -                         | -                  | -                   | .3                             | -          | -          |
| <b>Year Structure Built<sup>2</sup></b>        |                      |             |             |                              |              |                   |            |                           |                    |                     |                                |            |            |
| 1990 to 1994.....                              | -                    | -           | -           | -                            | -            | -                 | -          | -                         | -                  | -                   | -                              | -          | -          |
| 1985 to 1989.....                              | .2                   | -           | .2          | .2                           | -            | -                 | -          | -                         | -                  | -                   | .2                             | -          | -          |
| 1980 to 1984.....                              | .7                   | -           | .7          | -                            | -            | -                 | -          | .2                        | .2                 | .2                  | .7                             | -          | -          |
| 1975 to 1979.....                              | 1.4                  | .3          | 1.1         | -                            | -            | -                 | -          | .1                        | .5                 | .1                  | 1.2                            | .2         | -          |
| 1970 to 1974.....                              | 3.2                  | .2          | 3.0         | -                            | -            | -                 | -          | .7                        | .5                 | 1.4                 | 3.0                            | .2         | -          |
| 1960 to 1969.....                              | 5.8                  | .8          | 5.2         | -                            | -            | -                 | -          | .8                        | 2.5                | 1.6                 | 5.4                            | .2         | .1         |
| 1950 to 1959.....                              | 8.2                  | 2.3         | 3.9         | -                            | -            | .2                | .9         | .3                        | 1.2                | 2.0                 | 5.8                            | .4         | -          |
| 1940 to 1949.....                              | 2.6                  | 1.1         | 1.5         | -                            | -            | -                 | -          | -                         | .4                 | .5                  | 2.6                            | -          | -          |
| 1930 to 1939.....                              | 17.4                 | 6.9         | 10.6        | -                            | -            | -                 | 1.7        | 1.6                       | 4.6                | 7.7                 | 17.4                           | -          | -          |
| 1920 to 1929.....                              | 10.7                 | 3.5         | 7.2         | -                            | -            | .8                | .7         | .6                        | 2.3                | 5.6                 | 10.7                           | -          | -          |
| 1919 or earlier.....                           | 10.2                 | 2.0         | 8.2         | -                            | -            | .8                | 1.7        | .6                        | 3.5                | 4.6                 | 10.2                           | -          | -          |
| Median.....                                    | 1935                 | 1934        | 1935        | -                            | -            | -                 | 1931       | 1937                      | 1934               | 1932                | 1934                           | -          | -          |
| <b>Statistical Areas</b>                       |                      |             |             |                              |              |                   |            |                           |                    |                     |                                |            |            |
| Current units, in 1970 boundaries of SMSA..... | 58.3                 | 16.8        | 41.5        | .2                           | -            | 1.7               | 5.1        | 4.7                       | 15.6               | 23.7                | 57.2                           | 1.0        | .1         |
| 1970 central city(s).....                      | 57.2                 | 16.1        | 41.1        | .2                           | -            | 1.7               | 5.1        | 4.7                       | 15.3               | 23.7                | 57.2                           | -          | -          |
| 1970 balance of SMSA.....                      | 1.1                  | .8          | .4          | -                            | -            | -                 | -          | -                         | .2                 | -                   | -                              | 1.0        | .1         |
| Current units, in 1983 boundaries of MSA.....  | 58.3                 | 16.8        | 41.5        | .2                           | -            | 1.7               | 5.1        | 4.7                       | 15.6               | 23.7                | 57.2                           | 1.0        | .1         |
| 1983 central city(s).....                      | 57.2                 | 16.1        | 41.1        | .2                           | -            | 1.7               | 5.1        | 4.7                       | 15.3               | 23.7                | 57.2                           | -          | -          |
| 1983 balance of MSA.....                       | 1.1                  | .8          | .4          | -                            | -            | -                 | -          | -                         | .2                 | -                   | -                              | 1.0        | .1         |

<sup>1</sup>See back cover for details.

<sup>2</sup>For mobile home, oldest category is 1939 or earlier.

**Table 5-2. Height and Condition of Building - Occupied Units with Black Householder**

[Numbers in thousands. For meaning of symbols, see text.]

| Characteristics  | Total occupied units | Tenure |        | Housing unit characteristics |              |                   |          | Household characteristics |                    |                     | Selected subareas <sup>1</sup> |          |            |
|--|----------------------|--------|--------|------------------------------|--------------|-------------------|----------|---------------------------|--------------------|---------------------|--------------------------------|----------|------------|
|  |                      | Owner  | Renter | New construction 4 yrs       | Mobile homes | Physical problems |          | Elderly (65+)             | Moved in past year | Below poverty level | Area one                       | Area two | Area three |
|  |                      |        |        |                              |              | Severe            | Moderate |                           |                    |                     |                                |          |            |
| <b>Total</b> .....                                       | 58.3                 | 16.8   | 41.5   | .2                           | -            | 1.7               | 5.1      | 4.7                       | 15.8               | 23.7                | 57.2                           | 1.0      | .1         |
| <b>Stories in Structure</b>                              |                      |        |        |                              |              |                   |          |                           |                    |                     |                                |          |            |
| 1.....   | .6                   | -      | .8     | -                            | -            | -                 | .1       | -                         | .3                 | .2                  | .8                             | -        | -          |
| 2.....   | 6.0                  | 3.1    | 2.9    | .2                           | -            | .1                | .6       | .5                        | 1.6                | 2.1                 | 5.6                            | .4       | -          |
| 3.....   | 35.1                 | 12.5   | 22.6   | -                            | -            | .2                | 2.8      | 3.0                       | 7.1                | 13.9                | 34.7                           | .4       | -          |
| 4 to 6.....  | 15.0                 | 1.3    | 13.8   | -                            | -            | 1.2               | 1.5      | .9                        | 6.0                | 7.2                 | 14.7                           | .2       | .1         |
| 7 or more.....   | 1.7                  | -      | 1.7    | -                            | -            | .1                | .1       | .3                        | .8                 | .4                  | 1.7                            | -        | -          |
| <b>Stories Between Main and Apartment Entrances</b>      |                      |        |        |                              |              |                   |          |                           |                    |                     |                                |          |            |
| Multiunits, 2 or more floors.....                        | 37.9                 | 4.5    | 33.4   | -                            | -            | 1.6               | 3.8      | 3.0                       | 13.1               | 17.6                | 37.5                           | .2       | .1         |
| None (on same floor).....                                | 18.8                 | 3.5    | 13.3   | -                            | -            | .3                | 1.7      | 1.2                       | 5.1                | 6.8                 | 18.8                           | -        | -          |
| 1 (up or down).....                                      | 10.2                 | .5     | 9.7    | -                            | -            | .2                | 1.0      | 1.1                       | 3.9                | 5.0                 | 10.0                           | .1       | .1         |
| 2 or more (up or down).....                              | 9.3                  | -      | 9.3    | -                            | -            | .8                | 1.1      | .5                        | 3.8                | 5.1                 | 9.2                            | .1       | -          |
| Not reported.....  | 1.6                  | .5     | 1.1    | -                            | -            | .2                | -        | .2                        | .3                 | 1.0                 | 1.6                            | -        | -          |
| <b>Common Stairways</b>                                  |                      |        |        |                              |              |                   |          |                           |                    |                     |                                |          |            |
| Multiunits, 2 or more floors.....                        | 37.9                 | 4.5    | 33.4   | -                            | -            | 1.6               | 3.8      | 3.0                       | 13.1               | 17.6                | 37.5                           | .2       | .1         |
| No common stairways.....                                 | 16.5                 | 3.4    | 13.2   | -                            | -            | .6                | 1.9      | 1.1                       | 5.0                | 7.2                 | 16.5                           | -        | .1         |
| With common stairways.....                               | 19.8                 | .6     | 18.2   | -                            | -            | .9                | 1.8      | 1.8                       | 7.8                | 9.8                 | 19.5                           | .2       | .1         |
| No loose steps.....                                      | 18.2                 | .2     | 18.0   | -                            | -            | .8                | 1.3      | 1.4                       | 7.3                | 8.7                 | 17.9                           | .2       | .1         |
| Railings not loose.....                                  | 16.1                 | .2     | 15.9   | -                            | -            | .5                | 1.0      | 1.4                       | 6.3                | 7.4                 | 15.8                           | .2       | .1         |
| Railings loose.....                                      | .5                   | -      | .5     | -                            | -            | .1                | .2       | -                         | .2                 | .2                  | .5                             | -        | -          |
| No railings.....   | 1.1                  | -      | 1.1    | -                            | -            | -                 | .1       | -                         | .7                 | .9                  | 1.1                            | -        | -          |
| Status of railings not reported.....                     | .4                   | -      | .4     | -                            | -            | -                 | -        | -                         | .1                 | .2                  | .4                             | -        | -          |
| Loose steps.....   | 1.6                  | .4     | 1.2    | -                            | -            | .3                | .3       | .2                        | .4                 | 1.1                 | 1.8                            | -        | -          |
| Railings not loose.....                                  | 1.3                  | .4     | .9     | -                            | -            | -                 | .1       | .2                        | .2                 | .7                  | 1.3                            | -        | -          |
| Railings loose.....                                      | .3                   | -      | .3     | -                            | -            | .1                | .1       | -                         | .3                 | .3                  | .3                             | -        | -          |
| No railings.....   | .1                   | -      | .1     | -                            | -            | .1                | -        | -                         | .1                 | .1                  | .1                             | -        | -          |
| Status of railings not reported.....                     | -                    | -      | -      | -                            | -            | -                 | -        | -                         | -                  | -                   | -                              | -        | -          |
| Status of steps not reported.....                        | -                    | -      | -      | -                            | -            | -                 | -        | -                         | -                  | -                   | -                              | -        | -          |
| Status of stairways not reported.....                    | 1.5                  | .5     | 1.0    | -                            | -            | .1                | .3       | .3                        | .5                 | .8                  | 1.5                            | -        | -          |
| <b>Light Fixtures in Public Halls</b>                    |                      |        |        |                              |              |                   |          |                           |                    |                     |                                |          |            |
| 2 or more units in structure.....                        | 37.9                 | 4.5    | 33.4   | -                            | -            | 1.6               | 3.8      | 3.0                       | 13.1               | 17.6                | 37.5                           | .2       | .1         |
| No public halls.....                                     | 18.9                 | 3.4    | 15.5   | -                            | -            | .8                | 2.3      | 1.3                       | 5.3                | 9.2                 | 18.9                           | -        | -          |
| No light fixtures in public halls.....                   | .1                   | -      | .1     | -                            | -            | .1                | -        | -                         | .1                 | .1                  | .1                             | -        | -          |
| All in working order.....                                | 10.8                 | .1     | 10.7   | -                            | -            | .5                | .5       | .6                        | 4.0                | 4.6                 | 10.5                           | .2       | .1         |
| Some in working order.....                               | 1.5                  | .2     | 1.3    | -                            | -            | -                 | .1       | .4                        | .7                 | .6                  | 1.5                            | -        | -          |
| None in working order.....                               | .2                   | -      | .2     | -                            | -            | -                 | .1       | .2                        | .2                 | .2                  | .2                             | -        | -          |
| Unable to determine if working.....                      | 4.3                  | .1     | 4.2    | -                            | -            | .1                | .5       | .5                        | 2.2                | 2.3                 | 4.3                            | -        | -          |
| Not reported.....  | 1.9                  | .7     | 1.2    | -                            | -            | .2                | .3       | .3                        | .5                 | .6                  | 1.9                            | -        | -          |
| <b>Elevator on Floor</b>                                 |                      |        |        |                              |              |                   |          |                           |                    |                     |                                |          |            |
| Multiunits, 2 or more floors.....                        | 37.9                 | 4.5    | 33.4   | -                            | -            | 1.6               | 3.8      | 3.0                       | 13.1               | 17.6                | 37.5                           | .2       | .1         |
| With 1 or more elevators working.....                    | 3.8                  | -      | 3.8    | -                            | -            | .1                | .1       | .6                        | 2.0                | 1.3                 | 3.7                            | .1       | -          |
| With elevator, none in working condition.....            | .8                   | -      | .8     | -                            | -            | -                 | -        | -                         | .3                 | .3                  | .8                             | -        | -          |
| No elevator.....   | 32.5                 | 4.2    | 28.3   | -                            | -            | 1.3               | 3.7      | 2.1                       | 11.0               | 15.7                | 32.2                           | .1       | .1         |
| Units 3 or more floors from main entrance.....           | .3                   | -      | .3     | -                            | -            | .3                | -        | -                         | .1                 | .3                  | .3                             | -        | -          |
| <b>Foundation</b>  |                      |        |        |                              |              |                   |          |                           |                    |                     |                                |          |            |
| 1 unit bldg. excl. mobile homes.....                     | 20.4                 | 12.4   | 8.1    | .2                           | -            | .1                | 1.3      | 1.8                       | 2.5                | 6.1                 | 19.7                           | .8       | -          |
| With basement under all of building.....                 | 19.2                 | 12.1   | 7.2    | .2                           | -            | .1                | 1.3      | 1.8                       | 2.3                | 5.8                 | 18.6                           | .6       | -          |
| With basement under part of building.....                | .3                   | .2     | .1     | -                            | -            | -                 | -        | -                         | -                  | .1                  | .1                             | .2       | -          |
| With crawl space.....                                    | .2                   | -      | .2     | -                            | -            | -                 | -        | -                         | .2                 | -                   | .2                             | -        | -          |
| On concrete slab.....                                    | .8                   | .1     | .6     | -                            | -            | -                 | -        | -                         | -                  | .2                  | .8                             | -        | -          |
| Other.....   | -                    | -      | -      | -                            | -            | -                 | -        | -                         | -                  | -                   | -                              | -        | -          |
| <b>External Building Conditions<sup>2</sup></b>          |                      |        |        |                              |              |                   |          |                           |                    |                     |                                |          |            |
| Sagging roof.....  | .1                   | -      | .1     | -                            | -            | -                 | -        | -                         | .1                 | .1                  | .1                             | -        | -          |
| Missing roofing material.....                            | .3                   | .1     | .1     | -                            | -            | -                 | -        | -                         | .1                 | .3                  | .3                             | -        | -          |
| Hole in roof.....  | -                    | -      | -      | -                            | -            | -                 | -        | -                         | -                  | -                   | -                              | -        | -          |
| Could not see roof.....                                  | 8.5                  | .1     | 8.3    | -                            | -            | .4                | .5       | 1.0                       | 3.4                | 4.5                 | 8.5                            | -        | -          |
| Missing bricks, siding, other outside wall material..... | 1.1                  | .1     | 1.0    | -                            | -            | -                 | .1       | -                         | .3                 | .8                  | 1.1                            | -        | -          |
| Sloping outside walls.....                               | .3                   | .2     | .1     | -                            | -            | -                 | -        | -                         | .1                 | .3                  | .3                             | -        | -          |
| Boarded up windows.....                                  | 1.6                  | .1     | 1.4    | -                            | -            | .1                | .1       | .1                        | .8                 | 1.4                 | 1.6                            | -        | -          |
| Broken windows.....                                      | 1.7                  | .3     | 1.4    | -                            | -            | .2                | .4       | .3                        | .6                 | 1.1                 | 1.7                            | -        | -          |
| Bars on windows.....                                     | .5                   | .4     | .1     | -                            | -            | -                 | -        | .1                        | .1                 | .5                  | .5                             | -        | -          |
| Foundation crumbling or has open crack or hole.....      | .4                   | .2     | .3     | -                            | -            | -                 | .1       | -                         | .1                 | .4                  | .4                             | -        | -          |
| Could not see foundation.....                            | .3                   | .1     | .1     | -                            | -            | -                 | -        | -                         | .1                 | .3                  | .3                             | -        | -          |
| None of the above.....                                   | 44.5                 | 15.2   | 29.4   | .2                           | -            | .9                | 4.1      | 3.3                       | 10.7               | 15.7                | 43.4                           | 1.0      | .1         |
| Could not observe or not reported.....                   | 1.5                  | .6     | .9     | -                            | -            | .3                | -        | .4                        | .1                 | .7                  | 1.5                            | -        | -          |
| <b>Site Placement</b>                                    |                      |        |        |                              |              |                   |          |                           |                    |                     |                                |          |            |
| Mobile homes.....  | -                    | -      | -      | -                            | -            | -                 | -        | -                         | -                  | -                   | -                              | -        | -          |
| First site.....  | -                    | -      | -      | -                            | -            | -                 | -        | -                         | -                  | -                   | -                              | -        | -          |
| Moved from another site.....                             | -                    | -      | -      | -                            | -            | -                 | -        | -                         | -                  | -                   | -                              | -        | -          |
| Don't know.....  | -                    | -      | -      | -                            | -            | -                 | -        | -                         | -                  | -                   | -                              | -        | -          |
| Not reported.....  | -                    | -      | -      | -                            | -            | -                 | -        | -                         | -                  | -                   | -                              | -        | -          |
| <b>Previous Occupancy</b>                                |                      |        |        |                              |              |                   |          |                           |                    |                     |                                |          |            |
| Unit built 1980 or later.....                            | .8                   | -      | .8     | .2                           | -            | -                 | -        | .2                        | .2                 | .2                  | .8                             | -        | -          |
| Not previously occupied.....                             | .2                   | -      | .2     | -                            | -            | -                 | -        | -                         | -                  | -                   | .2                             | -        | -          |
| Not reported.....  | .2                   | -      | .2     | -                            | -            | -                 | -        | .2                        | -                  | .2                  | .2                             | -        | -          |

<sup>1</sup>See back cover for details.

<sup>2</sup>Figures may not add to total because more than one category may apply to a unit.



**Table 5-3. Size of Unit and Lot - Occupied Units with Black Householder**

[Numbers in thousands. For meaning of symbols, see text.]

| Characteristics                         | Total occupied units | Tenure       |              | Housing unit characteristics |              |                   |            | Household characteristics |                    |                     | Selected subareas <sup>1</sup> |            |            |
|---|----------------------|--------------|--------------|------------------------------|--------------|-------------------|------------|---------------------------|--------------------|---------------------|--------------------------------|------------|------------|
|   |                      | Owner        | Renter       | New construction 4 yrs       | Mobile homes | Physical problems |            | Elderly (65+)             | Moved in past year | Below poverty level | Area one                       | Area two   | Area three |
|   |                      |              |              |                              |              | Severe            | Moderate   |                           |                    |                     |                                |            |            |
| <b>Total</b> .....                      | <b>58.3</b>          | <b>16.8</b>  | <b>41.5</b>  | <b>.2</b>                    | <b>-</b>     | <b>1.7</b>        | <b>5.1</b> | <b>4.7</b>                | <b>15.6</b>        | <b>23.7</b>         | <b>57.2</b>                    | <b>1.0</b> | <b>.1</b>  |
| <b>Rooms</b>                            |                      |              |              |                              |              |                   |            |                           |                    |                     |                                |            |            |
| 1 room.....                             | 1.0                  | -            | 1.0          | -                            | -            | .4                | .1         | -                         | .5                 | .4                  | 1.0                            | -          | -          |
| 2 rooms.....                            | .4                   | -            | .4           | -                            | -            | .1                | .1         | -                         | .2                 | .2                  | .4                             | -          | -          |
| 3 rooms.....                            | 6.4                  | -            | 6.4          | -                            | -            | .2                | .8         | 1.0                       | 2.5                | 2.3                 | 6.4                            | -          | -          |
| 4 rooms.....                            | 12.9                 | 1.6          | 11.3         | -                            | -            | .1                | 1.1        | .8                        | 4.8                | 5.8                 | 12.8                           | .1         | .1         |
| 5 rooms.....                            | 17.1                 | 4.3          | 12.8         | .2                           | -            | -                 | 1.5        | 1.5                       | 4.7                | 8.2                 | 17.0                           | .1         | -          |
| 6 rooms.....                            | 11.6                 | 6.0          | 5.6          | -                            | -            | .2                | 1.1        | 1.1                       | 1.7                | 3.8                 | 11.4                           | .2         | -          |
| 7 rooms.....                            | 4.7                  | 2.6          | 2.1          | -                            | -            | -                 | .1         | .4                        | .9                 | 1.5                 | 4.3                            | .4         | -          |
| 8 rooms.....                            | 1.9                  | 1.4          | .5           | -                            | -            | -                 | -          | .1                        | .1                 | .5                  | 1.9                            | -          | -          |
| 9 rooms.....                            | 2.0                  | .8           | 1.2          | -                            | -            | -                 | .2         | -                         | .1                 | .5                  | 1.8                            | .2         | -          |
| 10 rooms or more.....                   | .3                   | .2           | .1           | -                            | -            | -                 | -          | -                         | -                  | .3                  | .3                             | -          | -          |
| <b>Median</b> .....                     | <b>5.0</b>           | <b>5.9</b>   | <b>4.6</b>   | <b>-</b>                     | <b>-</b>     | <b>-</b>          | <b>4.8</b> | <b>5.0</b>                | <b>4.4</b>         | <b>4.9</b>          | <b>5.0</b>                     | <b>-</b>   | <b>-</b>   |
| <b>Bedrooms</b>                         |                      |              |              |                              |              |                   |            |                           |                    |                     |                                |            |            |
| None.....                               | 1.0                  | -            | 1.0          | -                            | -            | .4                | .1         | -                         | .5                 | .4                  | 1.0                            | -          | -          |
| 1.....                                  | 8.2                  | .1           | 8.1          | -                            | -            | .5                | .9         | 1.2                       | 3.5                | 3.3                 | 8.2                            | -          | -          |
| 2.....                                  | 23.8                 | 4.8          | 18.8         | -                            | -            | .3                | 1.8        | 1.6                       | 7.7                | 8.9                 | 23.3                           | .1         | .1         |
| 3.....                                  | 18.4                 | 8.3          | 10.0         | .2                           | -            | .5                | 1.8        | 1.8                       | 3.2                | 8.0                 | 17.9                           | .5         | -          |
| 4 or more.....                          | 7.2                  | 3.6          | 3.6          | -                            | -            | .1                | .5         | .1                        | .7                 | 2.2                 | 6.8                            | .4         | -          |
| <b>Median</b> .....                     | <b>2.3</b>           | <b>2.9</b>   | <b>2.1</b>   | <b>-</b>                     | <b>-</b>     | <b>-</b>          | <b>2.4</b> | <b>2.2</b>                | <b>2.0</b>         | <b>2.3</b>          | <b>2.3</b>                     | <b>-</b>   | <b>-</b>   |
| <b>Complete Bathrooms</b>               |                      |              |              |                              |              |                   |            |                           |                    |                     |                                |            |            |
| None.....                               | .5                   | -            | .5           | -                            | -            | .5                | -          | -                         | .1                 | .3                  | .5                             | -          | -          |
| 1.....                                  | 45.5                 | 10.1         | 35.4         | -                            | -            | .8                | 4.7        | 4.0                       | 13.8               | 19.3                | 45.5                           | -          | -          |
| 1 and one-half.....                     | 7.4                  | 3.7          | 3.8          | .2                           | -            | .2                | .2         | .5                        | 1.4                | 2.4                 | 7.1                            | .2         | .1         |
| 2 or more.....                          | 4.8                  | 3.0          | 1.8          | -                            | -            | -                 | .2         | .2                        | .2                 | 1.8                 | 4.0                            | .8         | -          |
| <b>Square Footage of Unit</b>           |                      |              |              |                              |              |                   |            |                           |                    |                     |                                |            |            |
| Single detached and mobile homes.....   | 18.2                 | 11.8         | 6.4          | .2                           | -            | -                 | 1.1        | 1.8                       | 2.2                | 5.5                 | 17.4                           | .8         | -          |
| Less than 500.....                      | .3                   | .2           | .1           | -                            | -            | -                 | .1         | -                         | .1                 | .1                  | .3                             | -          | -          |
| 500 to 749.....                         | .9                   | .4           | .5           | -                            | -            | -                 | .3         | .1                        | .3                 | .3                  | .9                             | -          | -          |
| 750 to 999.....                         | .7                   | .3           | .4           | -                            | -            | -                 | -          | -                         | .1                 | .4                  | .7                             | -          | -          |
| 1,000 to 1,499.....                     | .6                   | .2           | .4           | -                            | -            | -                 | -          | -                         | .2                 | .2                  | .6                             | -          | -          |
| 1,500 to 1,999.....                     | 2.8                  | 1.5          | 1.3          | -                            | -            | -                 | -          | .2                        | .4                 | .9                  | 2.8                            | -          | -          |
| 2,000 to 2,499.....                     | 2.5                  | 2.0          | .5           | -                            | -            | -                 | .1         | .5                        | .5                 | .5                  | 2.5                            | -          | -          |
| 2,500 to 2,999.....                     | 2.4                  | 2.3          | .2           | -                            | -            | -                 | .2         | .4                        | -                  | .4                  | 2.4                            | -          | -          |
| 3,000 to 3,999.....                     | 3.4                  | 2.4          | 1.1          | -                            | -            | -                 | .2         | .3                        | .1                 | .6                  | 2.9                            | .6         | -          |
| 4,000 or more.....                      | .5                   | .5           | -            | -                            | -            | -                 | -          | -                         | -                  | -                   | .3                             | .2         | -          |
| Not reported (includes don't know)..... | 3.9                  | 2.0          | 1.9          | .2                           | -            | -                 | .1         | .2                        | .5                 | 2.1                 | 3.9                            | -          | -          |
| <b>Median</b> .....                     | <b>2 346</b>         | <b>2 547</b> | <b>1 813</b> | <b>-</b>                     | <b>-</b>     | <b>-</b>          | <b>-</b>   | <b>-</b>                  | <b>-</b>           | <b>1 857</b>        | <b>2 270</b>                   | <b>-</b>   | <b>-</b>   |
| <b>Lot Size</b>                         |                      |              |              |                              |              |                   |            |                           |                    |                     |                                |            |            |
| Less than one-eighth acre.....          | 5.7                  | 4.6          | 1.1          | -                            | -            | -                 | .1         | .5                        | .6                 | 1.7                 | 5.5                            | .2         | -          |
| One-eighth up to one-quarter acre.....  | 4.4                  | 3.8          | .6           | -                            | -            | -                 | -          | .3                        | .3                 | .7                  | 4.4                            | -          | -          |
| One-quarter up to one-half acre.....    | .8                   | .8           | -            | -                            | -            | -                 | -          | -                         | -                  | .3                  | .8                             | -          | -          |
| One-half up to one acre.....            | .7                   | .7           | -            | -                            | -            | -                 | .2         | .3                        | -                  | -                   | .3                             | .4         | -          |
| 1 to 4 acres.....                       | -                    | -            | -            | -                            | -            | -                 | -          | -                         | -                  | -                   | -                              | -          | -          |
| 5 to 9 acres.....                       | -                    | -            | -            | -                            | -            | -                 | -          | -                         | -                  | -                   | -                              | -          | -          |
| 10 acres or more.....                   | -                    | -            | -            | -                            | -            | -                 | -          | -                         | -                  | -                   | -                              | -          | -          |
| Don't know.....                         | 8.2                  | 2.3          | 5.9          | .2                           | -            | -                 | 1.0        | .5                        | 1.4                | 3.2                 | 8.0                            | .2         | -          |
| Not reported.....                       | .6                   | .1           | .5           | -                            | -            | .1                | -          | -                         | .2                 | .1                  | .6                             | -          | -          |
| <b>Median</b> .....                     | <b>.13</b>           | <b>.14</b>   | <b>.13</b>   | <b>-</b>                     | <b>-</b>     | <b>-</b>          | <b>-</b>   | <b>-</b>                  | <b>-</b>           | <b>.13</b>          | <b>.13</b>                     | <b>-</b>   | <b>-</b>   |
| <b>Persons Per Room</b>                 |                      |              |              |                              |              |                   |            |                           |                    |                     |                                |            |            |
| 0.50 or less.....                       | 27.6                 | 9.0          | 18.6         | -                            | -            | .4                | 1.6        | 3.7                       | 5.9                | 7.4                 | 26.6                           | .9         | .1         |
| 0.51 to 1.00.....                       | 27.8                 | 7.1          | 20.7         | .2                           | -            | 1.2               | 2.4        | .9                        | 8.8                | 14.5                | 27.7                           | .1         | -          |
| 1.01 to 1.50.....                       | 2.5                  | .7           | 1.7          | -                            | -            | .1                | 1.0        | .2                        | .7                 | 1.5                 | 2.5                            | -          | -          |
| 1.51 or more.....                       | .4                   | -            | .4           | -                            | -            | -                 | .1         | -                         | .1                 | .3                  | .4                             | -          | -          |
| <b>Square Feet Per Person</b>           |                      |              |              |                              |              |                   |            |                           |                    |                     |                                |            |            |
| Single detached and mobile homes.....   | 18.2                 | 11.9         | 6.4          | .2                           | -            | -                 | 1.1        | 1.8                       | 2.2                | 5.5                 | 17.4                           | .8         | -          |
| Less than 200.....                      | .9                   | .4           | .5           | -                            | -            | -                 | -          | .1                        | .1                 | .7                  | .9                             | -          | -          |
| 200 to 299.....                         | .7                   | .7           | -            | -                            | -            | -                 | -          | -                         | -                  | -                   | .7                             | -          | -          |
| 300 to 399.....                         | 1.6                  | 1.0          | .6           | -                            | -            | -                 | .5         | .1                        | .3                 | .2                  | 1.6                            | -          | -          |
| 400 to 499.....                         | 1.3                  | .8           | .7           | -                            | -            | -                 | .2         | -                         | .4                 | .9                  | 1.3                            | -          | -          |
| 500 to 599.....                         | 1.1                  | 1.1          | -            | -                            | -            | -                 | -          | -                         | -                  | .4                  | 1.1                            | -          | -          |
| 600 to 699.....                         | 1.5                  | .8           | .7           | -                            | -            | -                 | -          | -                         | .2                 | .4                  | 1.5                            | -          | -          |
| 700 to 799.....                         | 1.3                  | .8           | .7           | -                            | -            | -                 | -          | -                         | .2                 | .1                  | 1.3                            | -          | -          |
| 800 to 899.....                         | .5                   | .5           | -            | -                            | -            | -                 | -          | -                         | -                  | .1                  | .5                             | -          | -          |
| 900 to 999.....                         | .8                   | .8           | -            | -                            | -            | -                 | -          | .4                        | -                  | .2                  | .8                             | -          | -          |
| 1,000 to 1,499.....                     | 2.1                  | 1.8          | .3           | -                            | -            | -                 | .2         | .5                        | .3                 | .4                  | 1.7                            | .4         | -          |
| 1,500 or more.....                      | 2.6                  | 1.7          | .8           | -                            | -            | -                 | -          | .3                        | .2                 | -                   | 2.2                            | .4         | -          |
| Not reported.....                       | 3.9                  | 2.0          | 1.9          | .2                           | -            | -                 | .1         | .2                        | .5                 | 2.1                 | 3.9                            | -          | -          |
| <b>Median</b> .....                     | <b>702</b>           | <b>775</b>   | <b>645</b>   | <b>-</b>                     | <b>-</b>     | <b>-</b>          | <b>-</b>   | <b>-</b>                  | <b>-</b>           | <b>497</b>          | <b>676</b>                     | <b>-</b>   | <b>-</b>   |

<sup>1</sup>See back cover for details.

**Table 5-4. Selected Equipment and Plumbing - Occupied Units with Black Householder**

[Numbers in thousands. For meaning of symbols, see text.]

| Characteristics   | Total occupied units | Tenure      |             | Housing unit characteristics |              |                   |            | Household characteristics |                    |                     | Selected subareas <sup>1</sup> |            |            |
|---|----------------------|-------------|-------------|------------------------------|--------------|-------------------|------------|---------------------------|--------------------|---------------------|--------------------------------|------------|------------|
|   |                      | Owner       | Renter      | New construction 4 yrs       | Mobile homes | Physical problems |            | Elderly (65+)             | Moved in past year | Below poverty level | Area one                       | Area two   | Area three |
|   |                      |             |             |                              |              | Severe            | Moderate   |                           |                    |                     |                                |            |            |
| <b>Total</b> .....  | <b>58.3</b>          | <b>16.8</b> | <b>41.5</b> | <b>.2</b>                    | <b>-</b>     | <b>1.7</b>        | <b>5.1</b> | <b>4.7</b>                | <b>15.6</b>        | <b>23.7</b>         | <b>57.2</b>                    | <b>1.0</b> | <b>.1</b>  |
| <b>Equipment<sup>2</sup></b>                                    |                      |             |             |                              |              |                   |            |                           |                    |                     |                                |            |            |
| Lacking complete kitchen facilities.....                        | 2.6                  | .4          | 2.2         | -                            | -            | .4                | 2.0        | .2                        | 1.4                | 1.4                 | 2.6                            | -          | -          |
| With complete kitchen (sink, refrigerator and burners).....     | 55.7                 | 16.5        | 39.3        | .2                           | -            | 1.3               | 3.1        | 4.6                       | 14.2               | 22.3                | 54.8                           | 1.0        | .1         |
| Kitchen sink.....   | 57.2                 | 16.5        | 40.7        | .2                           | -            | 1.3               | 4.3        | 4.6                       | 15.1               | 23.3                | 56.0                           | 1.0        | .1         |
| Refrigerator.....   | 57.6                 | 16.8        | 40.7        | .2                           | -            | 1.6               | 4.5        | 4.7                       | 14.8               | 23.3                | 56.4                           | 1.0        | .1         |
| Less than 5 years old.....                                      | 18.7                 | 5.8         | 13.0        | .2                           | -            | .7                | 1.7        | 1.1                       | 5.9                | 7.9                 | 18.4                           | .3         | -          |
| Age not reported.....   | 1.0                  | -           | 1.0         | -                            | -            | -                 | -          | .4                        | .4                 | .8                  | 1.0                            | -          | -          |
| Burners and oven.....   | 57.1                 | 16.8        | 40.3        | .2                           | -            | 1.3               | 4.5        | 4.7                       | 15.1               | 22.8                | 56.0                           | 1.0        | .1         |
| Less than 5 years old.....                                      | 17.1                 | 5.3         | 11.8        | .2                           | -            | .5                | 1.3        | .8                        | 5.2                | 7.1                 | 16.9                           | .1         | .1         |
| Age not reported.....   | .4                   | -           | .4          | -                            | -            | -                 | -          | .1                        | .2                 | -                   | .4                             | -          | -          |
| Burners only.....   | .3                   | -           | .3          | -                            | -            | .1                | -          | -                         | .2                 | .3                  | .3                             | -          | -          |
| Less than 5 years old.....                                      | .2                   | -           | .2          | -                            | -            | -                 | -          | -                         | .2                 | .2                  | .2                             | -          | -          |
| Age not reported.....   | -                    | -           | -           | -                            | -            | -                 | -          | -                         | -                  | -                   | -                              | -          | -          |
| Oven only.....  | -                    | -           | -           | -                            | -            | -                 | -          | -                         | -                  | -                   | -                              | -          | -          |
| Less than 5 years old.....                                      | -                    | -           | -           | -                            | -            | -                 | -          | -                         | -                  | -                   | -                              | -          | -          |
| Age not reported.....   | -                    | -           | -           | -                            | -            | -                 | -          | -                         | -                  | -                   | -                              | -          | -          |
| Neither burners nor oven.....                                   | .9                   | -           | .9          | -                            | -            | .3                | .8         | -                         | .3                 | .8                  | .9                             | -          | -          |
| Dishwasher.....   | 5.9                  | 3.3         | 2.6         | -                            | -            | .1                | -          | 1.0                       | .8                 | .7                  | 4.8                            | .9         | .1         |
| Less than 5 years old.....                                      | 2.0                  | .5          | 1.5         | -                            | -            | -                 | -          | .3                        | .5                 | .4                  | 1.5                            | .3         | .1         |
| Age not reported.....   | .1                   | -           | .1          | -                            | -            | -                 | -          | .1                        | -                  | .1                  | .1                             | -          | -          |
| Washing machine.....  | 29.8                 | 14.4        | 15.4        | .2                           | -            | .2                | 2.6        | 3.0                       | 3.1                | 10.4                | 29.0                           | .8         | -          |
| Less than 5 years old.....                                      | 13.1                 | 5.4         | 7.7         | -                            | -            | -                 | 1.7        | .8                        | 1.7                | 4.9                 | 12.9                           | .2         | -          |
| Age not reported.....   | .2                   | -           | .2          | -                            | -            | -                 | -          | -                         | -                  | -                   | .2                             | -          | -          |
| Clothes dryer.....  | 23.3                 | 12.8        | 10.4        | .2                           | -            | .1                | 1.6        | 2.3                       | 1.9                | 7.3                 | 22.5                           | .8         | -          |
| Less than 5 years old.....                                      | 9.3                  | 4.4         | 4.9         | -                            | -            | -                 | .9         | .6                        | .7                 | 2.7                 | 9.3                            | -          | -          |
| Age not reported.....   | .2                   | -           | .2          | -                            | -            | -                 | -          | -                         | .2                 | .2                  | .2                             | -          | -          |
| Disposal in kitchen sink.....                                   | 10.7                 | 2.9         | 7.8         | -                            | -            | -                 | -          | 1.2                       | 2.7                | 2.1                 | 9.6                            | 1.0        | .1         |
| Less than 5 years old.....                                      | 2.7                  | .9          | 1.7         | -                            | -            | -                 | -          | .3                        | .5                 | .6                  | 2.2                            | .3         | .1         |
| Age not reported.....   | .4                   | -           | .4          | -                            | -            | -                 | -          | .1                        | .2                 | .1                  | .4                             | -          | -          |
| <b>Air conditioning:</b>  |                      |             |             |                              |              |                   |            |                           |                    |                     |                                |            |            |
| Central.....  | 5.4                  | 3.3         | 2.2         | -                            | -            | .1                | .2         | .6                        | .3                 | .7                  | 4.9                            | .4         | .1         |
| 1 room unit.....  | 16.3                 | 4.9         | 11.4        | -                            | -            | .1                | .7         | 1.4                       | 3.2                | 5.0                 | 16.0                           | .2         | -          |
| 2 room units.....   | 2.2                  | 1.6         | .5          | -                            | -            | -                 | -          | -                         | .2                 | .5                  | 2.2                            | -          | -          |
| 3 room units or more.....                                       | .3                   | .3          | -           | -                            | -            | -                 | -          | .2                        | -                  | -                   | .3                             | -          | -          |
| <b>Main Heating Equipment</b>                                   |                      |             |             |                              |              |                   |            |                           |                    |                     |                                |            |            |
| Warm-air furnace.....   | 41.2                 | 13.2        | 28.0        | .2                           | -            | .6                | 3.8        | 2.9                       | 9.7                | 15.7                | 41.2                           | -          | -          |
| Steam or hot water system.....                                  | 11.6                 | 2.8         | 8.8         | -                            | -            | .8                | .8         | .8                        | 4.1                | 5.7                 | 11.2                           | .4         | -          |
| Electric heat pump.....   | .6                   | .5          | .1          | -                            | -            | -                 | -          | -                         | .1                 | .1                  | .2                             | .4         | -          |
| Built-in electric units.....                                    | 2.8                  | -           | 2.8         | -                            | -            | -                 | .1         | 1.0                       | .5                 | 1.2                 | 2.8                            | -          | -          |
| Floor, wall, or other built-in hot air units without ducts..... | .5                   | .2          | .2          | -                            | -            | -                 | .1         | -                         | .2                 | .5                  | .5                             | -          | -          |
| Room heaters with flue.....                                     | 1.3                  | -           | 1.3         | -                            | -            | .3                | .3         | .2                        | .9                 | .5                  | 1.3                            | -          | -          |
| Room heaters without flue.....                                  | -                    | -           | -           | -                            | -            | -                 | -          | -                         | -                  | -                   | -                              | -          | -          |
| Portable electric heaters.....                                  | -                    | -           | -           | -                            | -            | -                 | -          | -                         | -                  | -                   | -                              | -          | -          |
| Stoves.....   | -                    | -           | -           | -                            | -            | -                 | -          | -                         | -                  | -                   | -                              | -          | -          |
| Fireplaces with inserts.....                                    | .2                   | .2          | -           | -                            | -            | -                 | -          | -                         | -                  | -                   | -                              | .2         | -          |
| Fireplaces without inserts.....                                 | -                    | -           | -           | -                            | -            | -                 | -          | -                         | -                  | -                   | -                              | -          | -          |
| Other.....  | .1                   | -           | .1          | -                            | -            | -                 | -          | -                         | .1                 | -                   | -                              | -          | .1         |
| None.....   | .1                   | -           | .1          | -                            | -            | -                 | -          | -                         | -                  | -                   | .1                             | -          | -          |
| <b>Other Heating Equipment</b>                                  |                      |             |             |                              |              |                   |            |                           |                    |                     |                                |            |            |
| With other heating equipment <sup>2</sup> .....                 | 6.1                  | 3.3         | 2.8         | -                            | -            | .3                | 1.0        | .2                        | 1.1                | 1.8                 | 5.7                            | .4         | -          |
| Warm-air furnace.....   | .5                   | .4          | .1          | -                            | -            | -                 | -          | -                         | -                  | -                   | .1                             | .4         | -          |
| Steam or hot water system.....                                  | -                    | -           | -           | -                            | -            | -                 | -          | -                         | -                  | -                   | -                              | -          | -          |
| Electric heat pump.....   | -                    | -           | -           | -                            | -            | -                 | -          | -                         | -                  | -                   | -                              | -          | -          |
| Built-in electric units.....                                    | -                    | -           | -           | -                            | -            | -                 | -          | -                         | -                  | -                   | -                              | -          | -          |
| Floor, wall, or other built-in hot air units without ducts..... | -                    | -           | -           | -                            | -            | -                 | -          | -                         | -                  | -                   | -                              | -          | -          |
| Room heaters with flue.....                                     | 1.3                  | .8          | .5          | -                            | -            | -                 | .2         | -                         | -                  | .1                  | 1.3                            | -          | -          |
| Room heaters without flue.....                                  | -                    | -           | -           | -                            | -            | -                 | -          | -                         | -                  | -                   | -                              | -          | -          |
| Portable electric heaters.....                                  | 3.5                  | 1.3         | 2.2         | -                            | -            | .3                | .7         | .2                        | 1.1                | 1.8                 | 3.5                            | -          | -          |
| Stoves.....   | .2                   | .2          | -           | -                            | -            | -                 | -          | -                         | -                  | -                   | .2                             | -          | -          |
| Fireplaces with inserts.....                                    | .2                   | .2          | -           | -                            | -            | -                 | -          | -                         | -                  | -                   | .2                             | -          | -          |
| Fireplaces with no inserts.....                                 | .4                   | .4          | -           | -                            | -            | -                 | -          | -                         | -                  | -                   | .4                             | -          | -          |
| Other.....  | -                    | -           | -           | -                            | -            | -                 | -          | -                         | -                  | -                   | -                              | -          | -          |
| <b>Plumbing<sup>3</sup></b>                                     |                      |             |             |                              |              |                   |            |                           |                    |                     |                                |            |            |
| With all plumbing facilities.....                               | ...                  | ...         | ...         | ...                          | ...          | ...               | ...        | ...                       | ...                | ...                 | ...                            | ...        | ...        |
| Lacking some plumbing facilities <sup>2</sup> .....             | ...                  | ...         | ...         | ...                          | ...          | ...               | ...        | ...                       | ...                | ...                 | ...                            | ...        | ...        |
| No hot piped water.....   | ...                  | ...         | ...         | ...                          | ...          | ...               | ...        | ...                       | ...                | ...                 | ...                            | ...        | ...        |
| No bathtub nor shower.....                                      | ...                  | ...         | ...         | ...                          | ...          | ...               | ...        | ...                       | ...                | ...                 | ...                            | ...        | ...        |
| No flush toilet.....  | ...                  | ...         | ...         | ...                          | ...          | ...               | ...        | ...                       | ...                | ...                 | ...                            | ...        | ...        |
| No plumbing facilities for exclusive use.....                   | ...                  | ...         | ...         | ...                          | ...          | ...               | ...        | ...                       | ...                | ...                 | ...                            | ...        | ...        |
| <b>Source of Water</b>  |                      |             |             |                              |              |                   |            |                           |                    |                     |                                |            |            |
| Public system or private company.....                           | 58.3                 | 16.8        | 41.5        | .2                           | -            | 1.7               | 5.1        | 4.7                       | 15.6               | 23.7                | 57.2                           | 1.0        | .1         |
| Well serving 1 to 5 units.....                                  | -                    | -           | -           | -                            | -            | -                 | -          | -                         | -                  | -                   | -                              | -          | -          |
| Drilled.....  | -                    | -           | -           | -                            | -            | -                 | -          | -                         | -                  | -                   | -                              | -          | -          |
| Dug.....  | -                    | -           | -           | -                            | -            | -                 | -          | -                         | -                  | -                   | -                              | -          | -          |
| Not reported.....   | -                    | -           | -           | -                            | -            | -                 | -          | -                         | -                  | -                   | -                              | -          | -          |
| Other.....  | -                    | -           | -           | -                            | -            | -                 | -          | -                         | -                  | -                   | -                              | -          | -          |
| <b>Means of Sewage Disposal</b>                                 |                      |             |             |                              |              |                   |            |                           |                    |                     |                                |            |            |
| Public sewer.....   | 58.0                 | 16.6        | 41.3        | .2                           | -            | 1.7               | 4.9        | 4.7                       | 15.4               | 23.6                | 56.9                           | 1.0        | .1         |
| Septic tank, cesspool, chemical toilet.....                     | .3                   | .2          | .1          | -                            | -            | -                 | .2         | -                         | .2                 | .1                  | .3                             | -          | -          |
| Other.....  | -                    | -           | -           | -                            | -            | -                 | -          | -                         | -                  | -                   | -                              | -          | -          |

<sup>1</sup>See back cover for details.

<sup>2</sup>Figures may not add to total because more than one category may apply to a unit.

<sup>3</sup>Data not up to publication standards; see "Qualifications of the Data" section in the Introduction.

**Table 5-5. Fuels - Occupied Units with Black Householder**

[Numbers in thousands. For meaning of symbols, see text.]

| Characteristics                             | Total occupied units | Tenure |        | Housing unit characteristics |              |                   |          | Household characteristics |                    |                     | Selected subareas <sup>1</sup> |          |            |
|---|----------------------|--------|--------|------------------------------|--------------|-------------------|----------|---------------------------|--------------------|---------------------|--------------------------------|----------|------------|
|   |                      | Owner  | Renter | New construction 4 yrs       | Mobile homes | Physical problems |          | Elderly (65+)             | Moved in past year | Below poverty level | Area one                       | Area two | Area three |
|   |                      |        |        |                              |              | Severe            | Moderate |                           |                    |                     |                                |          |            |
| <b>Total</b> .....                          | 58.3                 | 16.8   | 41.5   | .2                           | -            | 1.7               | 5.1      | 4.7                       | 15.6               | 23.7                | 57.2                           | 1.0      | .1         |
| <b>Main House Heating Fuel</b>              |                      |        |        |                              |              |                   |          |                           |                    |                     |                                |          |            |
| Housing units with heating fuel.....        | 58.2                 | 16.8   | 41.3   | .2                           | -            | 1.7               | 5.1      | 4.7                       | 15.6               | 23.7                | 57.1                           | 1.0      | .1         |
| Electricity.....                            | 4.1                  | .5     | 3.6    | -                            | -            | -                 | .2       | 1.0                       | 1.0                | 1.6                 | 3.6                            | .4       | .1         |
| Piped gas.....                              | 48.2                 | 13.0   | 35.3   | .2                           | -            | 1.4               | 4.5      | 2.3                       | 13.4               | 20.4                | 47.8                           | .4       | -          |
| Bottled gas.....                            | -                    | -      | -      | -                            | -            | -                 | -        | -                         | -                  | -                   | -                              | -        | -          |
| Fuel oil.....                               | 5.7                  | 3.2    | 2.5    | -                            | -            | .3                | .4       | 1.4                       | 1.2                | 1.7                 | 5.7                            | -        | -          |
| Kerosene or other liquid fuel.....          | -                    | -      | -      | -                            | -            | -                 | -        | -                         | -                  | -                   | -                              | -        | -          |
| Coal or coke.....                           | -                    | -      | -      | -                            | -            | -                 | -        | -                         | -                  | -                   | -                              | .2       | -          |
| Wood.....                                   | .2                   | .2     | -      | -                            | -            | -                 | -        | -                         | -                  | -                   | -                              | -        | -          |
| Solar energy.....                           | -                    | -      | -      | -                            | -            | -                 | -        | -                         | -                  | -                   | -                              | -        | -          |
| Other.....                                  | -                    | -      | -      | -                            | -            | -                 | -        | -                         | -                  | -                   | -                              | -        | -          |
| <b>Other House Heating Fuels</b>            |                      |        |        |                              |              |                   |          |                           |                    |                     |                                |          |            |
| With other heating fuels <sup>2</sup> ..... | 2.6                  | 1.6    | 1.1    | -                            | -            | .1                | .5       | .2                        | .5                 | .4                  | 2.2                            | .4       | -          |
| Electricity.....                            | 1.8                  | .8     | .9     | -                            | -            | .1                | .5       | .2                        | .5                 | .2                  | 1.6                            | .2       | -          |
| Piped gas.....                              | .2                   | .2     | -      | -                            | -            | -                 | -        | -                         | -                  | -                   | -                              | .2       | -          |
| Bottled gas.....                            | -                    | -      | -      | -                            | -            | -                 | -        | -                         | -                  | -                   | -                              | -        | -          |
| Fuel oil.....                               | .1                   | -      | .1     | -                            | -            | -                 | -        | -                         | -                  | -                   | .1                             | -        | -          |
| Kerosene or other liquid fuel.....          | .1                   | .1     | -      | -                            | -            | -                 | -        | -                         | -                  | .1                  | .1                             | -        | -          |
| Coal or coke.....                           | -                    | -      | -      | -                            | -            | -                 | -        | -                         | -                  | -                   | -                              | .2       | -          |
| Wood.....                                   | .2                   | .2     | -      | -                            | -            | -                 | -        | -                         | -                  | -                   | .2                             | -        | -          |
| Solar energy.....                           | .2                   | .2     | -      | -                            | -            | -                 | -        | -                         | -                  | -                   | .2                             | -        | -          |
| Other.....                                  | -                    | -      | -      | -                            | -            | -                 | -        | -                         | -                  | -                   | -                              | -        | -          |
| Not reported.....                           | -                    | -      | -      | -                            | -            | -                 | -        | -                         | -                  | -                   | -                              | -        | -          |
| <b>Cooking Fuel</b>                         |                      |        |        |                              |              |                   |          |                           |                    |                     |                                |          |            |
| With cooking fuel.....                      | 57.4                 | 16.8   | 40.6   | .2                           | -            | 1.4               | 4.5      | 4.7                       | 15.3               | 23.1                | 56.3                           | 1.0      | .1         |
| Electricity.....                            | 11.6                 | 3.3    | 8.3    | -                            | -            | .2                | .6       | 1.9                       | 2.5                | 3.6                 | 11.0                           | .5       | .1         |
| Piped gas.....                              | 45.8                 | 13.6   | 32.3   | .2                           | -            | 1.2               | 3.9      | 2.8                       | 12.8               | 19.5                | 45.3                           | .5       | -          |
| Bottled gas.....                            | -                    | -      | -      | -                            | -            | -                 | -        | -                         | -                  | -                   | -                              | -        | -          |
| Kerosene or other liquid fuel.....          | -                    | -      | -      | -                            | -            | -                 | -        | -                         | -                  | -                   | -                              | -        | -          |
| Coal or coke.....                           | -                    | -      | -      | -                            | -            | -                 | -        | -                         | -                  | -                   | -                              | -        | -          |
| Wood.....                                   | -                    | -      | -      | -                            | -            | -                 | -        | -                         | -                  | -                   | -                              | -        | -          |
| Other.....                                  | -                    | -      | -      | -                            | -            | -                 | -        | -                         | -                  | -                   | -                              | -        | -          |
| <b>Water Heating Fuel</b>                   |                      |        |        |                              |              |                   |          |                           |                    |                     |                                |          |            |
| With hot piped water.....                   | 58.1                 | 16.8   | 41.2   | .2                           | -            | 1.4               | 5.1      | 4.7                       | 15.6               | 23.4                | 56.9                           | 1.0      | .1         |
| Electricity.....                            | 6.9                  | 1.7    | 5.2    | -                            | -            | .1                | .7       | 1.6                       | 1.5                | 2.7                 | 6.3                            | .5       | .1         |
| Piped gas.....                              | 50.9                 | 15.1   | 35.8   | .2                           | -            | 1.3               | 4.4      | 3.2                       | 14.1               | 20.8                | 50.4                           | .5       | -          |
| Bottled gas.....                            | -                    | -      | -      | -                            | -            | -                 | -        | -                         | -                  | -                   | -                              | -        | -          |
| Fuel oil.....                               | .2                   | -      | .2     | -                            | -            | -                 | -        | -                         | -                  | -                   | .2                             | -        | -          |
| Kerosene or other liquid fuel.....          | -                    | -      | -      | -                            | -            | -                 | -        | -                         | -                  | -                   | -                              | -        | -          |
| Coal or coke.....                           | -                    | -      | -      | -                            | -            | -                 | -        | -                         | -                  | -                   | -                              | -        | -          |
| Wood.....                                   | -                    | -      | -      | -                            | -            | -                 | -        | -                         | -                  | -                   | -                              | -        | -          |
| Solar energy.....                           | -                    | -      | -      | -                            | -            | -                 | -        | -                         | -                  | -                   | -                              | -        | -          |
| Other.....                                  | -                    | -      | -      | -                            | -            | -                 | -        | -                         | -                  | -                   | -                              | -        | -          |
| <b>Central Air Conditioning Fuel</b>        |                      |        |        |                              |              |                   |          |                           |                    |                     |                                |          |            |
| With central air conditioning.....          | 5.4                  | 3.3    | 2.2    | -                            | -            | .1                | .2       | .8                        | .3                 | .7                  | 4.9                            | .4       | .1         |
| Electricity.....                            | 4.8                  | 3.1    | 1.8    | -                            | -            | -                 | .2       | .6                        | .3                 | .7                  | 4.5                            | .2       | .1         |
| Piped gas.....                              | .4                   | -      | .4     | -                            | -            | .1                | -        | -                         | -                  | -                   | .4                             | -        | -          |
| Other.....                                  | .2                   | .2     | -      | -                            | -            | -                 | -        | -                         | -                  | -                   | -                              | .2       | -          |
| <b>Clothes Dryer Fuel</b>                   |                      |        |        |                              |              |                   |          |                           |                    |                     |                                |          |            |
| With clothes dryer.....                     | 23.3                 | 12.8   | 10.4   | .2                           | -            | .1                | 1.6      | 2.3                       | 1.9                | 7.3                 | 22.5                           | .8       | -          |
| Electricity.....                            | 10.5                 | 5.1    | 5.4    | .2                           | -            | .1                | .6       | 1.0                       | .5                 | 3.6                 | 9.9                            | .8       | -          |
| Piped gas.....                              | 12.8                 | 7.8    | 5.0    | -                            | -            | -                 | 1.0      | 1.3                       | 1.4                | 3.8                 | 12.6                           | .2       | -          |
| Other.....                                  | -                    | -      | -      | -                            | -            | -                 | -        | -                         | -                  | -                   | -                              | -        | -          |
| <b>Units Using Each Fuel<sup>2</sup></b>    |                      |        |        |                              |              |                   |          |                           |                    |                     |                                |          |            |
| Electricity.....                            | 58.3                 | 16.8   | 41.5   | .2                           | -            | 1.7               | 5.1      | 4.7                       | 15.6               | 23.7                | 57.2                           | 1.0      | .1         |
| AS-electric units.....                      | 3.1                  | .3     | 2.8    | -                            | -            | -                 | .1       | 1.0                       | .6                 | 1.4                 | 2.8                            | .2       | .1         |
| Piped gas.....                              | 55.0                 | 16.2   | 38.8   | .2                           | -            | 1.6               | 5.0      | 3.6                       | 15.1               | 22.4                | 54.1                           | .8       | -          |
| Bottled gas.....                            | -                    | -      | -      | -                            | -            | -                 | -        | -                         | -                  | -                   | -                              | -        | -          |
| Fuel oil.....                               | 6.1                  | 3.5    | 2.6    | -                            | -            | .3                | .4       | 1.4                       | 1.2                | 1.7                 | 6.1                            | -        | -          |
| Kerosene or other liquid fuel.....          | .1                   | .1     | -      | -                            | -            | -                 | -        | -                         | -                  | .1                  | .1                             | -        | -          |
| Coal or coke.....                           | -                    | -      | -      | -                            | -            | -                 | -        | -                         | -                  | -                   | -                              | .2       | -          |
| Wood.....                                   | .4                   | .4     | -      | -                            | -            | -                 | -        | -                         | -                  | -                   | .2                             | .2       | -          |
| Solar energy.....                           | .2                   | .2     | -      | -                            | -            | -                 | -        | -                         | -                  | -                   | .2                             | -        | -          |
| Other.....                                  | -                    | -      | -      | -                            | -            | -                 | -        | -                         | -                  | -                   | -                              | -        | -          |

<sup>1</sup>See back cover for details.

<sup>2</sup>Figures may not add to total because more than one category may apply to a unit.

**Table 5-6. Failures in Equipment - Occupied Units with Black Householder**

[Numbers in thousands. For meaning of symbols, see text.]

| Characteristics  | Total occupied units | Tenure      |             | Housing unit characteristics |              |                   |            | Household characteristics |                    |                     | Selected subareas <sup>1</sup> |            |            |
|--|----------------------|-------------|-------------|------------------------------|--------------|-------------------|------------|---------------------------|--------------------|---------------------|--------------------------------|------------|------------|
|  |                      | Owner       | Renter      | New construction 4 yrs       | Mobile homes | Physical problems |            | Elderly (65+)             | Moved in past year | Below poverty level | Area one                       | Area two   | Area three |
|  |                      |             |             |                              |              | Severe            | Moderate   |                           |                    |                     |                                |            |            |
| <b>Total</b> .....   | <b>58.3</b>          | <b>16.8</b> | <b>41.5</b> | <b>.2</b>                    | <b>-</b>     | <b>1.7</b>        | <b>5.1</b> | <b>4.7</b>                | <b>15.6</b>        | <b>23.7</b>         | <b>57.2</b>                    | <b>1.0</b> | <b>.1</b>  |
| <b>Water Supply Stoppage</b>   |                      |             |             |                              |              |                   |            |                           |                    |                     |                                |            |            |
| With hot and cold piped water.....                                     | 58.1                 | 16.8        | 41.2        | .2                           | -            | 1.4               | 5.1        | 4.7                       | 15.6               | 23.4                | 56.9                           | 1.0        | .1         |
| No stoppage in last 3 months.....                                      | 55.0                 | 16.5        | 38.6        | .2                           | -            | 1.0               | 4.7        | 4.5                       | 14.8               | 22.2                | 54.1                           | .8         | .1         |
| With stoppage in last 3 months.....                                    | 2.1                  | .2          | 1.8         | -                            | -            | .3                | .4         | .2                        | .4                 | .7                  | 2.1                            | -          | -          |
| No stoppage lasting 6 hours or more.....                               | 1.0                  | .2          | .8          | -                            | -            | -                 | -          | .2                        | .1                 | .3                  | 1.0                            | -          | -          |
| 1 time lasting 6 hours or more.....                                    | .5                   | -           | .5          | -                            | -            | -                 | -          | .1                        | .1                 | .1                  | .5                             | -          | -          |
| 2 times.....   | .3                   | -           | .3          | -                            | -            | -                 | -          | -                         | .1                 | .3                  | .3                             | -          | -          |
| 3 times.....   | .1                   | -           | .1          | -                            | -            | -                 | -          | -                         | -                  | -                   | .1                             | -          | -          |
| 4 times or more.....   | .1                   | -           | .1          | -                            | -            | -                 | -          | -                         | -                  | -                   | .1                             | -          | -          |
| Number of times not reported.....                                      | .1                   | -           | .1          | -                            | -            | -                 | -          | -                         | -                  | .1                  | .1                             | -          | -          |
| Stoppage not reported.....   | .9                   | .2          | .7          | -                            | -            | .2                | -          | -                         | .5                 | .5                  | .7                             | .2         | -          |
| <b>Flush Toilet Breakdowns</b>   |                      |             |             |                              |              |                   |            |                           |                    |                     |                                |            |            |
| With one or more flush toilets.....                                    | 57.8                 | 16.8        | 40.9        | .2                           | -            | 1.2               | 5.1        | 4.7                       | 15.5               | 23.4                | 56.7                           | 1.0        | .1         |
| With at least one working toilet at all times in last 3 months.....    | 53.7                 | 15.9        | 37.8        | .2                           | -            | 1.0               | 4.5        | 4.5                       | 14.4               | 21.1                | 52.6                           | 1.0        | .1         |
| None working some time in last 3 months.....                           | 3.8                  | 1.0         | 2.9         | -                            | -            | .1                | .6         | .2                        | .9                 | 2.4                 | 3.8                            | -          | -          |
| No breakdowns lasting 6 hours or more.....                             | .8                   | -           | .8          | -                            | -            | -                 | -          | .2                        | .3                 | .3                  | .8                             | -          | -          |
| 1 time lasting 6 hours or more.....                                    | 1.4                  | .6          | .9          | -                            | -            | .1                | -          | -                         | .4                 | .8                  | 1.4                            | -          | -          |
| 2 times.....   | .2                   | -           | .2          | -                            | -            | -                 | -          | -                         | .4                 | .2                  | .2                             | -          | -          |
| 3 times.....   | .2                   | -           | .2          | -                            | -            | -                 | -          | -                         | -                  | .2                  | .2                             | -          | -          |
| 4 times or more.....   | .2                   | -           | .2          | -                            | -            | -                 | -          | -                         | -                  | .2                  | .2                             | -          | -          |
| Number of times not reported.....                                      | .9                   | .4          | .5          | -                            | -            | -                 | .1         | -                         | .2                 | .6                  | .9                             | -          | -          |
| Breakdowns not reported.....   | .2                   | -           | .2          | -                            | -            | -                 | -          | -                         | .1                 | -                   | .2                             | -          | -          |
| <b>Sewage Disposal Breakdowns</b>                                      |                      |             |             |                              |              |                   |            |                           |                    |                     |                                |            |            |
| With public sewer.....   | 58.0                 | 16.6        | 41.3        | .2                           | -            | 1.7               | 4.9        | 4.7                       | 15.4               | 23.6                | 56.9                           | 1.0        | .1         |
| No breakdowns in last 3 months.....                                    | 57.5                 | 16.5        | 41.0        | .2                           | -            | 1.6               | 4.8        | 4.6                       | 15.0               | 23.3                | 56.3                           | 1.0        | .1         |
| With breakdowns in last 3 months.....                                  | .5                   | .1          | .4          | -                            | -            | .1                | .1         | .1                        | .4                 | .3                  | .5                             | -          | -          |
| No breakdowns lasting 6 hours or more.....                             | .1                   | -           | .1          | -                            | -            | -                 | -          | -                         | .1                 | .1                  | .1                             | -          | -          |
| 1 time lasting 6 hours or more.....                                    | .4                   | .1          | .3          | -                            | -            | .1                | .1         | .1                        | .3                 | .3                  | .4                             | -          | -          |
| 2 times.....   | -                    | -           | -           | -                            | -            | -                 | -          | -                         | -                  | -                   | -                              | -          | -          |
| 3 times.....   | -                    | -           | -           | -                            | -            | -                 | -          | -                         | -                  | -                   | -                              | -          | -          |
| 4 times or more.....   | -                    | -           | -           | -                            | -            | -                 | -          | -                         | -                  | -                   | -                              | -          | -          |
| With septic tank or cesspool.....                                      | .3                   | .2          | .1          | -                            | -            | -                 | .2         | -                         | .2                 | .1                  | .3                             | -          | -          |
| No breakdowns in last 3 months.....                                    | .3                   | .2          | .1          | -                            | -            | -                 | .2         | -                         | .2                 | .1                  | .3                             | -          | -          |
| With breakdowns in last 3 months.....                                  | -                    | -           | -           | -                            | -            | -                 | -          | -                         | -                  | -                   | -                              | -          | -          |
| No breakdowns lasting 6 hours or more.....                             | -                    | -           | -           | -                            | -            | -                 | -          | -                         | -                  | -                   | -                              | -          | -          |
| 1 time lasting 6 hours or more.....                                    | -                    | -           | -           | -                            | -            | -                 | -          | -                         | -                  | -                   | -                              | -          | -          |
| 2 times.....   | -                    | -           | -           | -                            | -            | -                 | -          | -                         | -                  | -                   | -                              | -          | -          |
| 3 times.....   | -                    | -           | -           | -                            | -            | -                 | -          | -                         | -                  | -                   | -                              | -          | -          |
| 4 times or more.....   | -                    | -           | -           | -                            | -            | -                 | -          | -                         | -                  | -                   | -                              | -          | -          |
| <b>Heating Problems</b>  |                      |             |             |                              |              |                   |            |                           |                    |                     |                                |            |            |
| With heating equipment and occupied last winter.....                   | 52.0                 | 16.5        | 35.5        | .2                           | -            | 1.3               | 4.2        | 4.8                       | 9.8                | 20.1                | 51.0                           | .9         | .1         |
| Not uncomfortably cold for 24 hours or more last winter.....           | 45.2                 | 16.3        | 28.9        | .2                           | -            | -                 | 3.3        | 4.4                       | 7.5                | 15.7                | 44.2                           | .9         | .1         |
| Uncomfortably cold for 24 hours or more last winter <sup>2</sup> ..... | 6.9                  | .2          | 6.7         | -                            | -            | 1.3               | .9         | .2                        | 2.1                | 4.4                 | 6.9                            | -          | -          |
| Equipment breakdowns.....  | 3.4                  | .2          | 3.2         | -                            | -            | .8                | .6         | -                         | 1.1                | 2.2                 | 3.4                            | -          | -          |
| No breakdowns lasting 6 hours or more.....                             | .6                   | .2          | .4          | -                            | -            | -                 | -          | -                         | .4                 | .4                  | .6                             | -          | -          |
| 1 time lasting 6 hours or more.....                                    | 1.8                  | -           | 1.8         | -                            | -            | .3                | .4         | -                         | .5                 | 1.1                 | 1.8                            | -          | -          |
| 2 times.....   | .5                   | -           | .5          | -                            | -            | -                 | .1         | -                         | .1                 | .2                  | .5                             | -          | -          |
| 3 times.....   | .5                   | -           | .5          | -                            | -            | -                 | -          | -                         | -                  | -                   | -                              | -          | -          |
| 4 times or more.....   | .5                   | -           | .5          | -                            | -            | .5                | -          | -                         | -                  | .4                  | .5                             | -          | -          |
| Number of times not reported.....                                      | .1                   | -           | .1          | -                            | -            | -                 | -          | -                         | -                  | .1                  | .1                             | -          | -          |
| Other causes.....  | 3.8                  | -           | 3.8         | -                            | -            | .8                | .4         | .2                        | 1.1                | 2.3                 | 3.8                            | -          | -          |
| Utility interruption.....  | .2                   | -           | .2          | -                            | -            | -                 | -          | -                         | .1                 | .1                  | .2                             | -          | -          |
| Inadequate heating capacity.....                                       | 2.1                  | -           | 2.1         | -                            | -            | .5                | .3         | .1                        | .4                 | 1.0                 | 2.1                            | -          | -          |
| Inadequate insulation.....   | 1.0                  | -           | 1.0         | -                            | -            | .3                | .1         | .1                        | .4                 | .8                  | 1.0                            | -          | -          |
| Other.....   | .3                   | -           | .3          | -                            | -            | -                 | -          | -                         | .1                 | .3                  | .3                             | -          | -          |
| Not reported.....  | .2                   | -           | .2          | -                            | -            | -                 | -          | -                         | -                  | .1                  | .2                             | -          | -          |
| Reason for discomfort not reported.....                                | -                    | -           | -           | -                            | -            | -                 | -          | -                         | -                  | -                   | -                              | -          | -          |
| Discomfort not reported.....   | -                    | -           | -           | -                            | -            | -                 | -          | -                         | -                  | -                   | -                              | -          | -          |
| <b>Electric Fuses and Circuit Breakers</b>                             |                      |             |             |                              |              |                   |            |                           |                    |                     |                                |            |            |
| With electrical wiring.....  | 58.3                 | 16.8        | 41.5        | .2                           | -            | 1.7               | 5.1        | 4.7                       | 15.6               | 23.7                | 57.2                           | 1.0        | .1         |
| No fuses or breakers blown in last 3 mo.....                           | 41.8                 | 12.0        | 29.8        | -                            | -            | 1.1               | 3.3        | 4.0                       | 12.2               | 17.5                | 40.8                           | .9         | .1         |
| With fuses or breakers blown in last 3 mo.....                         | 15.8                 | 4.8         | 10.8        | .2                           | -            | .6                | 1.7        | .8                        | 3.0                | 5.8                 | 15.5                           | .1         | -          |
| 1 time.....  | 5.5                  | 1.6         | 3.9         | -                            | -            | .1                | .7         | .3                        | 1.3                | 1.9                 | 5.4                            | .1         | -          |
| 2 times.....   | 4.1                  | 1.2         | 2.9         | .2                           | -            | -                 | -          | .3                        | .4                 | 1.7                 | 4.1                            | -          | -          |
| 3 times.....   | 1.9                  | .7          | 1.2         | -                            | -            | -                 | .3         | -                         | .4                 | .8                  | 1.9                            | -          | -          |
| 4 times or more.....   | 3.8                  | .7          | 2.8         | -                            | -            | .5                | .7         | .2                        | 1.0                | 1.5                 | 3.8                            | -          | -          |
| Number of times not reported.....                                      | .8                   | .6          | .8          | -                            | -            | -                 | -          | -                         | -                  | -                   | .8                             | -          | -          |
| Problem not reported or don't know.....                                | .9                   | -           | .9          | -                            | -            | -                 | .1         | -                         | .4                 | .4                  | .9                             | -          | -          |

<sup>1</sup>See back cover for details.

<sup>2</sup>Other causes and equipment breakdowns may not add to total as both may be reported.

**Table 5-7. Additional Indicators of Housing Quality - Occupied Units with Black Householder**

[Numbers in thousands. For meaning of symbols, see text.]

| Characteristics   | Total occupied units | Tenure |        | Housing unit characteristics |              |                   |          | Household characteristics |                    |                     | Selected subareas <sup>1</sup> |          |            |
|---|----------------------|--------|--------|------------------------------|--------------|-------------------|----------|---------------------------|--------------------|---------------------|--------------------------------|----------|------------|
|   |                      | Owner  | Renter | New construction 4 yrs       | Mobile homes | Physical problems |          | Elderly (65+)             | Moved in past year | Below poverty level | Area one                       | Area two | Area three |
|   |                      |        |        |                              |              | Severe            | Moderate |                           |                    |                     |                                |          |            |
| <b>Total</b> .....  | 58.3                 | 16.8   | 41.5   | .2                           | -            | 1.7               | 6.1      | 4.7                       | 15.8               | 23.7                | 57.2                           | 1.0      | .1         |
| <b>Selected Amenities<sup>2</sup></b>                     |                      |        |        |                              |              |                   |          |                           |                    |                     |                                |          |            |
| Porch, deck, balcony, or patio.....                       | 39.8                 | 14.7   | 25.1   | -                            | -            | .7                | 3.7      | 3.1                       | 8.8                | 15.8                | 38.8                           | .9       | .1         |
| Not reported.....   | .2                   | .1     | .1     | -                            | -            | -                 | .1       | -                         | -                  | .1                  | .2                             | -        | -          |
| Telephone available.....                                  | 50.9                 | 16.5   | 34.4   | .2                           | -            | 1.0               | 3.5      | 4.5                       | 12.6               | 19.0                | 49.8                           | 1.0      | .1         |
| Usable fireplace.....                                     | 3.1                  | 2.5    | .6     | -                            | -            | -                 | .5       | .3                        | .3                 | .7                  | 2.4                            | .8       | -          |
| Separate dining room.....                                 | 29.0                 | 11.8   | 17.2   | -                            | -            | .5                | 2.1      | 2.8                       | 6.9                | 11.2                | 28.4                           | .6       | -          |
| With 2 or more living rooms or recreation rooms, etc..... | 7.9                  | 4.9    | 3.0    | -                            | -            | -                 | .2       | .8                        | .6                 | 1.8                 | 7.3                            | .6       | -          |
| Garage or carport included with home.....                 | 22.9                 | 13.4   | 9.5    | .2                           | -            | -                 | .8       | 2.0                       | 3.3                | 5.8                 | 21.9                           | .9       | .1         |
| Not included.....   | 35.4                 | 3.4    | 32.0   | -                            | -            | 1.7               | 4.4      | 2.7                       | 12.3               | 17.9                | 35.3                           | .1       | -          |
| Offstreet parking included.....                           | 16.3                 | 2.3    | 14.0   | -                            | -            | .3                | 1.2      | 1.4                       | 4.6                | 6.9                 | 16.2                           | .1       | -          |
| Offstreet parking not reported.....                       | -                    | -      | -      | -                            | -            | -                 | -        | -                         | -                  | -                   | -                              | -        | -          |
| Garage or carport not reported.....                       | -                    | -      | -      | -                            | -            | -                 | -        | -                         | -                  | -                   | -                              | -        | -          |
| <b>Cars and Trucks Available</b>                          |                      |        |        |                              |              |                   |          |                           |                    |                     |                                |          |            |
| No cars, trucks, or vans.....                             | 22.2                 | 1.7    | 20.5   | -                            | -            | 1.5               | 2.7      | 1.8                       | 8.3                | 14.9                | 22.2                           | -        | -          |
| Other households without cars.....                        | .8                   | -      | .8     | -                            | -            | -                 | .1       | .1                        | .1                 | .3                  | .6                             | -        | -          |
| 1 car with or without trucks or vans.....                 | 25.2                 | 8.5    | 16.7   | -                            | -            | .2                | 1.7      | 2.0                       | 5.8                | 7.8                 | 24.7                           | .4       | -          |
| 2 cars.....   | 7.7                  | 4.6    | 3.1    | -                            | -            | -                 | .3       | .7                        | 1.1                | .3                  | 7.4                            | .2       | .1         |
| 3 or more cars.....                                       | 2.7                  | 2.0    | .7     | .2                           | -            | -                 | .2       | .1                        | .3                 | .3                  | 2.3                            | .4       | -          |
| With cars, no trucks or vans.....                         | 32.1                 | 12.4   | 19.7   | .2                           | -            | .2                | 2.3      | 2.4                       | 6.8                | 6.2                 | 31.4                           | .6       | .1         |
| 1 truck or van with or without cars.....                  | 3.2                  | 2.2    | 1.0    | -                            | -            | -                 | -        | .5                        | .4                 | .3                  | 3.0                            | .2       | -          |
| 2 or more trucks or vans.....                             | .8                   | .5     | .3     | -                            | -            | -                 | .1       | -                         | .1                 | .2                  | .6                             | .2       | -          |
| <b>Owner or Manager on Property</b>                       |                      |        |        |                              |              |                   |          |                           |                    |                     |                                |          |            |
| Rental, multiunit <sup>3</sup> .....                      | 33.4                 | -      | 33.4   | -                            | -            | 1.6               | 3.6      | 2.5                       | 12.5               | 16.9                | 33.0                           | .2       | .1         |
| Owner or manager lives on property.....                   | 11.2                 | -      | 11.2   | -                            | -            | .5                | .5       | .8                        | 4.5                | 4.3                 | 11.0                           | .1       | .1         |
| Neither owner nor manager lives on property.....          | 22.1                 | -      | 22.1   | -                            | -            | 1.1               | 3.1      | 1.5                       | 8.1                | 12.6                | 22.0                           | .1       | -          |
| <b>Selected Deficiencies<sup>2</sup></b>                  |                      |        |        |                              |              |                   |          |                           |                    |                     |                                |          |            |
| Signs of rats in last 3 months.....                       | 4.4                  | .5     | 3.9    | -                            | -            | .7                | 1.5      | .1                        | 2.3                | 3.1                 | 4.4                            | -        | -          |
| Holes in floors.....                                      | 1.2                  | -      | 1.2    | -                            | -            | .5                | .8       | -                         | .8                 | 1.1                 | 1.2                            | -        | -          |
| Open cracks or holes (interior).....                      | 5.8                  | .2     | 5.6    | -                            | -            | .9                | 2.1      | .2                        | 2.1                | 3.5                 | 5.8                            | -        | -          |
| Broken plaster or peeling paint (interior).....           | 3.7                  | .4     | 3.3    | -                            | -            | .9                | 1.5      | .2                        | 1.6                | 2.4                 | 3.7                            | -        | -          |
| No electrical wiring.....                                 | -                    | -      | -      | -                            | -            | -                 | -        | -                         | .6                 | 1.1                 | 1.5                            | -        | -          |
| Exposed wiring.....                                       | 1.5                  | -      | 1.5    | -                            | -            | .1                | .6       | -                         | .6                 | 1.1                 | 1.5                            | -        | -          |
| Rooms without electric outlets.....                       | 3.0                  | .1     | 2.9    | -                            | -            | .5                | 1.0      | -                         | 1.6                | 1.9                 | 3.0                            | -        | -          |
| <b>Water Leakage During Last 12 Months</b>                |                      |        |        |                              |              |                   |          |                           |                    |                     |                                |          |            |
| No leakage from inside structure.....                     | 48.4                 | 15.1   | 33.3   | -                            | -            | .8                | 3.0      | 4.5                       | 12.3               | 19.1                | 47.3                           | 1.0      | .1         |
| With leakage from inside structure <sup>2</sup> .....     | 9.7                  | 1.7    | 8.0    | .2                           | -            | .9                | 2.1      | .2                        | 3.1                | 4.6                 | 9.7                            | -        | -          |
| Fixtures backed up or overflowed.....                     | 4.6                  | .3     | 4.3    | .2                           | -            | .6                | 1.1      | .1                        | 1.3                | 2.2                 | 4.6                            | -        | -          |
| Pipes leaked.....   | 4.8                  | 1.0    | 3.7    | -                            | -            | .5                | 1.2      | .1                        | 1.8                | 2.3                 | 4.8                            | -        | -          |
| Other or unknown (includes not reported).....             | .8                   | .4     | .4     | -                            | -            | -                 | -        | -                         | .1                 | .2                  | .8                             | -        | -          |
| Interior leakage not reported.....                        | .1                   | -      | .1     | -                            | -            | -                 | -        | -                         | .1                 | -                   | .1                             | -        | -          |
| No leakage from outside structure.....                    | 47.9                 | 12.5   | 35.4   | -                            | -            | .8                | 3.2      | 4.2                       | 13.3               | 19.3                | 46.8                           | 1.0      | .1         |
| With leakage from outside structure <sup>2</sup> .....    | 10.3                 | 4.3    | 5.9    | .2                           | -            | .8                | 1.9      | .5                        | 2.2                | 4.4                 | 10.3                           | -        | -          |
| Roof.....   | 3.7                  | .6     | 3.0    | .2                           | -            | .4                | 1.1      | -                         | .8                 | 1.7                 | 3.7                            | -        | -          |
| Basement.....   | 5.9                  | 3.3    | 2.6    | .2                           | -            | .1                | .6       | .4                        | 1.0                | 2.3                 | 5.9                            | -        | -          |
| Walls, closed windows, or doors.....                      | 1.8                  | .7     | 1.1    | -                            | -            | .3                | .6       | .1                        | .3                 | 1.0                 | 1.8                            | -        | -          |
| Other or unknown (includes not reported).....             | .3                   | .3     | -      | -                            | -            | -                 | -        | -                         | -                  | -                   | .3                             | -        | -          |
| Exterior leakage not reported.....                        | .1                   | -      | .1     | -                            | -            | -                 | -        | -                         | .1                 | -                   | .1                             | -        | -          |
| <b>Overall Opinion of Structure</b>                       |                      |        |        |                              |              |                   |          |                           |                    |                     |                                |          |            |
| 1 (worst).....  | 1.4                  | -      | 1.4    | -                            | -            | .7                | .2       | -                         | .6                 | 1.2                 | 1.4                            | -        | -          |
| 2.....  | .9                   | .2     | .7     | -                            | -            | -                 | .4       | -                         | .1                 | .2                  | .9                             | -        | -          |
| 3.....  | 1.8                  | .1     | 1.6    | -                            | -            | .3                | .4       | .1                        | .4                 | 1.3                 | 1.8                            | -        | -          |
| 4.....  | 1.9                  | .2     | 1.7    | -                            | -            | -                 | .7       | -                         | .5                 | .7                  | 1.9                            | -        | -          |
| 5.....  | 6.5                  | 1.5    | 5.0    | -                            | -            | .4                | .9       | .6                        | 1.5                | 2.8                 | 6.4                            | -        | .1         |
| 6.....  | 4.5                  | 1.2    | 3.3    | -                            | -            | .1                | .3       | .3                        | 1.7                | 1.8                 | 4.4                            | -        | -          |
| 7.....  | 7.8                  | 1.1    | 6.7    | -                            | -            | -                 | .4       | .1                        | 3.0                | 2.7                 | 7.6                            | .1       | -          |
| 8.....  | 12.9                 | 3.9    | 9.0    | .2                           | -            | .1                | .7       | 1.0                       | 3.3                | 3.8                 | 12.7                           | .2       | -          |
| 9.....  | 5.7                  | 2.8    | 2.9    | -                            | -            | -                 | .2       | .5                        | .8                 | 1.8                 | 5.5                            | .2       | -          |
| 10 (best).....  | 14.8                 | 5.7    | 9.1    | -                            | -            | .1                | 1.1      | 2.1                       | 3.4                | 7.4                 | 14.4                           | .4       | -          |
| Not reported.....   | .1                   | .1     | -      | -                            | -            | -                 | -        | -                         | -                  | -                   | .1                             | -        | -          |
| <b>Selected Physical Problems</b>                         |                      |        |        |                              |              |                   |          |                           |                    |                     |                                |          |            |
| Severe physical problems <sup>2</sup> .....               | 1.7                  | -      | 1.7    | -                            | -            | 1.7               | -        | -                         | .7                 | 1.3                 | 1.7                            | -        | -          |
| Plumbing.....   | .5                   | -      | .5     | -                            | -            | .5                | -        | -                         | .1                 | .3                  | .5                             | -        | -          |
| Heating.....  | .5                   | -      | .5     | -                            | -            | .5                | -        | -                         | -                  | .4                  | .5                             | -        | -          |
| Electric.....   | -                    | -      | -      | -                            | -            | -                 | -        | -                         | -                  | -                   | -                              | -        | -          |
| Upkeep.....   | .7                   | -      | .7     | -                            | -            | .7                | -        | -                         | .6                 | .7                  | .7                             | -        | -          |
| Hallways.....   | -                    | -      | -      | -                            | -            | -                 | -        | -                         | -                  | -                   | -                              | -        | -          |
| Moderate physical problems <sup>2</sup> .....             | 5.1                  | .6     | 4.5    | -                            | -            | -                 | 5.1      | .2                        | 2.3                | 3.0                 | 5.1                            | -        | -          |
| Plumbing.....   | .5                   | -      | .5     | -                            | -            | -                 | .5       | -                         | -                  | .5                  | .5                             | -        | -          |
| Heating.....  | -                    | -      | -      | -                            | -            | -                 | -        | -                         | -                  | -                   | -                              | -        | -          |
| Upkeep.....   | 2.8                  | .2     | 2.6    | -                            | -            | -                 | 2.8      | -                         | 1.3                | 1.8                 | 2.8                            | -        | -          |
| Hallways.....   | .1                   | -      | .1     | -                            | -            | -                 | .1       | -                         | -                  | .1                  | .1                             | -        | -          |
| Kitchen.....  | 2.0                  | .4     | 1.6    | -                            | -            | -                 | 2.0      | .2                        | 1.1                | 1.0                 | 2.0                            | -        | -          |

<sup>1</sup>See back cover for details.

<sup>2</sup>Figures may not add to total because more than one category may apply to a unit.

<sup>3</sup>Two or more units of any tenure in the structure.

**Table 5-8. Neighborhood - Occupied Units with Black Householder**

[Numbers in thousands. For meaning of symbols, see text.]

| Characteristics  | Total occupied units | Tenure      |             | Housing unit characteristics |              |                   |            | Household characteristics |                    |                     | Selected subareas <sup>1</sup> |            |            |
|--|----------------------|-------------|-------------|------------------------------|--------------|-------------------|------------|---------------------------|--------------------|---------------------|--------------------------------|------------|------------|
|  |                      | Owner       | Renter      | New construction 4 yrs       | Mobile homes | Physical problems |            | Elderly (85+)             | Moved in past year | Below poverty level | Area one                       | Area two   | Area three |
|  |                      |             |             |                              |              | Severe            | Moderate   |                           |                    |                     |                                |            |            |
| <b>Total</b> .....   | <b>58.3</b>          | <b>16.8</b> | <b>41.5</b> | <b>.2</b>                    | <b>-</b>     | <b>1.7</b>        | <b>5.1</b> | <b>4.7</b>                | <b>15.6</b>        | <b>23.7</b>         | <b>57.2</b>                    | <b>1.0</b> | <b>.1</b>  |
| <b>Overall Opinion of Neighborhood</b>                     |                      |             |             |                              |              |                   |            |                           |                    |                     |                                |            |            |
| 1 (worst).....   | 4.2                  | .8          | 3.4         | -                            | -            | .2                | .8         | .1                        | 2.2                | 2.4                 | 4.2                            | -          | -          |
| 2.....   | 3.3                  | .6          | 2.7         | -                            | -            | .1                | .6         | .4                        | 1.0                | 3.3                 | -                              | -          | -          |
| 3.....   | 2.4                  | .3          | 2.1         | -                            | -            | .1                | .1         | .1                        | .4                 | 2.4                 | -                              | -          | -          |
| 4.....   | 1.5                  | .3          | .8          | -                            | -            | .1                | .1         | .2                        | .4                 | 1.5                 | -                              | -          | -          |
| 5.....   | 9.3                  | 3.2         | 6.1         | -                            | -            | .1                | 1.0        | .7                        | 2.7                | 3.9                 | 9.2                            | -          | .1         |
| 6.....   | 5.9                  | 1.3         | 4.5         | -                            | -            | .2                | .4         | .3                        | 1.7                | 2.7                 | 5.9                            | -          | -          |
| 7.....   | 7.9                  | 2.3         | 5.6         | -                            | -            | .3                | .7         | .7                        | 2.1                | 3.8                 | 7.8                            | .1         | -          |
| 8.....   | 8.9                  | 3.5         | 5.4         | .2                           | -            | .1                | .6         | 1.0                       | 2.2                | 2.7                 | 8.7                            | .2         | -          |
| 9.....   | 3.8                  | 1.4         | 2.4         | -                            | -            | .2                | .2         | .3                        | .9                 | 1.0                 | 3.5                            | .3         | -          |
| 10 (best).....   | 10.8                 | 2.7         | 8.1         | -                            | -            | .3                | .8         | 1.1                       | 2.6                | 4.7                 | 10.4                           | .4         | -          |
| No neighborhood.....                                       | -                    | -           | -           | -                            | -            | -                 | -          | -                         | -                  | -                   | -                              | -          | -          |
| Not reported.....  | .4                   | -           | .4          | -                            | -            | -                 | -          | .1                        | .1                 | .1                  | .4                             | -          | -          |
| <b>Neighborhood Conditions</b>                             |                      |             |             |                              |              |                   |            |                           |                    |                     |                                |            |            |
| With neighborhood.....                                     | 57.9                 | 16.8        | 41.1        | .2                           | -            | 1.7               | 5.1        | 4.6                       | 15.5               | 23.6                | 56.8                           | 1.0        | .1         |
| No problems.....   | 29.2                 | 8.3         | 20.9        | -                            | -            | 1.0               | 2.5        | 2.4                       | 7.4                | 12.0                | 28.5                           | .6         | .1         |
| With problems <sup>2</sup> .....                           | 28.5                 | 8.6         | 19.9        | .2                           | -            | .7                | 2.6        | 2.3                       | 8.0                | 11.4                | 28.1                           | .4         | -          |
| Crime.....   | 10.2                 | 3.1         | 7.1         | -                            | -            | .3                | 1.7        | .5                        | 2.9                | 4.8                 | 10.2                           | -          | -          |
| Noise.....   | 11.7                 | 3.2         | 8.4         | -                            | -            | .3                | 1.9        | .7                        | 2.9                | 4.3                 | 11.7                           | -          | -          |
| Traffic.....   | 3.6                  | .6          | 3.0         | -                            | -            | -                 | .4         | .3                        | 1.3                | 1.6                 | 3.6                            | -          | -          |
| Litter or housing deterioration.....                       | 6.7                  | 2.2         | 4.5         | -                            | -            | .4                | .7         | .8                        | 1.5                | 2.1                 | 6.7                            | -          | -          |
| Poor city or county services.....                          | 1.0                  | .5          | .6          | -                            | -            | -                 | -          | .2                        | .4                 | .3                  | .8                             | .2         | -          |
| Undesirable commercial, institutional, industrial.....     | 1.6                  | 1.1         | .5          | -                            | -            | -                 | -          | .3                        | .2                 | .4                  | 1.6                            | -          | -          |
| People.....  | 17.8                 | 4.9         | 12.9        | .2                           | -            | .4                | 2.2        | 1.3                       | 5.3                | 7.6                 | 17.8                           | -          | -          |
| Other.....   | 1.8                  | .6          | 1.0         | -                            | -            | .1                | -          | -                         | .3                 | .7                  | 1.4                            | .2         | -          |
| Type of problem not reported.....                          | -                    | -           | -           | -                            | -            | -                 | -          | -                         | -                  | -                   | -                              | -          | -          |
| Presence of problems not reported.....                     | .3                   | -           | .3          | -                            | -            | -                 | -          | -                         | .1                 | .1                  | .3                             | -          | -          |
| <b>Description of Area Within 300 Feet<sup>2</sup></b>     |                      |             |             |                              |              |                   |            |                           |                    |                     |                                |            |            |
| Single-family detached houses.....                         | 41.9                 | 15.8        | 26.1        | .2                           | -            | .7                | 3.6        | 3.6                       | 9.7                | 16.2                | 41.1                           | .8         | -          |
| Only single-family detached.....                           | 5.1                  | 2.3         | 2.8         | .2                           | -            | -                 | .8         | -                         | .5                 | 1.9                 | 4.9                            | .2         | -          |
| Single-family attached or 1 to 3 story multiunit.....      | 50.4                 | 11.6        | 38.8        | .2                           | -            | 1.6               | 4.8        | 3.8                       | 15.0               | 21.5                | 50.1                           | .2         | .1         |
| 4 to 6 story multiunit.....                                | 4.7                  | .2          | 4.5         | -                            | -            | .5                | .3         | .1                        | 2.1                | 2.0                 | 4.5                            | .1         | -          |
| 7 stories or more multiunit.....                           | 1.5                  | -           | 1.5         | -                            | -            | .1                | .1         | .1                        | .1                 | .4                  | 1.5                            | -          | -          |
| Mobile homes.....  | -                    | -           | -           | -                            | -            | -                 | -          | -                         | -                  | -                   | -                              | -          | -          |
| Residential parking lots.....                              | 25.0                 | 4.7         | 20.4        | -                            | -            | .6                | 2.4        | 2.3                       | 8.3                | 10.8                | 24.9                           | .1         | -          |
| Commercial, institutional, or industrial.....              | 10.1                 | .7          | 9.4         | -                            | -            | .2                | .8         | 1.2                       | 3.2                | 3.1                 | 9.9                            | -          | .1         |
| Body of water.....   | .5                   | .4          | .1          | -                            | -            | -                 | -          | -                         | -                  | -                   | .1                             | .4         | -          |
| Open space, park, woods, farm, or ranch.....               | 8.4                  | 2.3         | 6.1         | .2                           | -            | .3                | .6         | 1.3                       | 2.6                | 3.4                 | 7.7                            | .8         | .1         |
| 4+ lane highway, railroad, or airport.....                 | 6.7                  | 1.3         | 5.4         | -                            | -            | .1                | .2         | .8                        | 2.0                | 2.3                 | 6.6                            | .1         | -          |
| Other.....   | 3.4                  | .7          | 2.6         | -                            | -            | -                 | .4         | .1                        | .5                 | 1.8                 | 3.4                            | -          | -          |
| Not observed or not reported.....                          | 4.5                  | 1.4         | 3.1         | -                            | -            | .1                | .4         | .5                        | .5                 | 2.1                 | 4.5                            | -          | -          |
| <b>Age of Other Residential Buildings Within 300 Feet</b>  |                      |             |             |                              |              |                   |            |                           |                    |                     |                                |            |            |
| Older.....   | 3.1                  | .1          | 2.9         | -                            | -            | -                 | .1         | .7                        | 1.1                | 1.0                 | 3.1                            | -          | -          |
| About the same.....  | 48.1                 | 15.8        | 32.3        | .2                           | -            | 1.3               | 4.3        | 3.7                       | 12.2               | 19.5                | 47.1                           | .8         | .1         |
| Newer.....   | -                    | -           | -           | -                            | -            | -                 | -          | -                         | -                  | -                   | -                              | -          | -          |
| Very mixed.....  | 6.0                  | .2          | 5.7         | -                            | -            | .2                | .7         | -                         | 2.2                | 2.9                 | 5.8                            | .1         | -          |
| No other residential buildings.....                        | -                    | -           | -           | -                            | -            | -                 | -          | -                         | -                  | -                   | -                              | -          | -          |
| Not reported.....  | 1.1                  | .6          | .5          | -                            | -            | .1                | -          | .4                        | -                  | .3                  | 1.1                            | -          | -          |
| <b>Mobile Homes in Group</b>                               |                      |             |             |                              |              |                   |            |                           |                    |                     |                                |            |            |
| Mobile homes.....  | -                    | -           | -           | -                            | -            | -                 | -          | -                         | -                  | -                   | -                              | -          | -          |
| 1 to 6.....  | -                    | -           | -           | -                            | -            | -                 | -          | -                         | -                  | -                   | -                              | -          | -          |
| 7 to 20.....   | -                    | -           | -           | -                            | -            | -                 | -          | -                         | -                  | -                   | -                              | -          | -          |
| 21 or more.....  | -                    | -           | -           | -                            | -            | -                 | -          | -                         | -                  | -                   | -                              | -          | -          |
| <b>Other Buildings Vandalized or With Interior Exposed</b> |                      |             |             |                              |              |                   |            |                           |                    |                     |                                |            |            |
| None.....  | 52.7                 | 14.8        | 37.8        | .2                           | -            | 1.4               | 4.6        | 3.9                       | 14.4               | 20.9                | 51.5                           | 1.0        | .1         |
| 1 building.....  | 2.4                  | .4          | 2.0         | -                            | -            | .1                | .1         | .3                        | .8                 | 1.4                 | 2.4                            | -          | -          |
| More than 1 building.....                                  | 1.8                  | .7          | 1.0         | -                            | -            | -                 | .4         | .1                        | .4                 | 1.1                 | 1.8                            | -          | -          |
| No buildings within 300 feet.....                          | -                    | -           | -           | -                            | -            | -                 | -          | -                         | -                  | -                   | -                              | -          | -          |
| Not reported.....  | 1.4                  | .8          | .6          | -                            | -            | .1                | -          | .4                        | -                  | .3                  | 1.4                            | -          | -          |
| <b>Bars on Windows of Buildings</b>                        |                      |             |             |                              |              |                   |            |                           |                    |                     |                                |            |            |
| With other buildings within 300 feet.....                  | 56.9                 | 16.0        | 40.9        | .2                           | -            | 1.6               | 5.1        | 4.4                       | 15.6               | 23.4                | 55.7                           | 1.0        | .1         |
| No bars on windows.....                                    | 51.1                 | 14.4        | 36.7        | .2                           | -            | 1.3               | 4.7        | 3.8                       | 13.5               | 20.6                | 50.0                           | 1.0        | .1         |
| 1 building with bars.....                                  | 1.9                  | .4          | 1.5         | -                            | -            | .1                | -          | .2                        | .6                 | .6                  | 1.9                            | -          | -          |
| 2 or more buildings with bars.....                         | 3.6                  | 1.2         | 2.4         | -                            | -            | .1                | .4         | .4                        | 1.4                | 1.9                 | 3.6                            | -          | -          |
| Not reported.....  | .2                   | -           | .2          | -                            | -            | -                 | -          | -                         | .1                 | .2                  | .2                             | -          | -          |
| <b>Condition of Streets</b>                                |                      |             |             |                              |              |                   |            |                           |                    |                     |                                |            |            |
| No repairs needed.....                                     | 53.1                 | 15.0        | 38.0        | .2                           | -            | 1.1               | 4.6        | 3.9                       | 14.7               | 21.6                | 52.2                           | .7         | .1         |
| Minor repairs needed.....                                  | 3.2                  | 1.0         | 2.2         | -                            | -            | .5                | .4         | .5                        | .7                 | 1.7                 | 3.2                            | -          | -          |
| Major repairs needed.....                                  | -                    | -           | -           | -                            | -            | -                 | -          | -                         | -                  | -                   | -                              | -          | -          |
| No streets within 300 feet.....                            | .4                   | -           | .4          | -                            | -            | -                 | -          | -                         | -                  | -                   | .3                             | .1         | -          |
| Not reported.....  | 1.6                  | .8          | .8          | -                            | -            | .1                | -          | .4                        | .1                 | .4                  | 1.4                            | .2         | -          |
| <b>Trash, Litter, or Junk on Streets or any Properties</b> |                      |             |             |                              |              |                   |            |                           |                    |                     |                                |            |            |
| None.....  | 34.5                 | 10.8        | 23.6        | .2                           | -            | .5                | 2.1        | 2.3                       | 8.1                | 12.4                | 33.3                           | 1.0        | .1         |
| Minor accumulation.....                                    | 21.2                 | 5.2         | 16.0        | -                            | -            | 1.1               | 2.9        | 2.1                       | 7.1                | 10.2                | 21.2                           | -          | -          |
| Major accumulation.....                                    | 1.1                  | -           | 1.1         | -                            | -            | -                 | .1         | -                         | .2                 | .7                  | 1.1                            | -          | -          |
| Not reported.....  | 1.6                  | .8          | .8          | -                            | -            | .1                | -          | .4                        | .1                 | .4                  | 1.6                            | -          | -          |

<sup>1</sup>See back cover for details.

<sup>2</sup>Figures may not add to total because more than one category may apply to a unit.

**Table 5-9. Household Composition - Occupied Units with Black Householder**

[Numbers in thousands. For meaning of symbols, see text.]

| Characteristics                                      | Total occupied units | Tenure      |              | Housing unit characteristics |              |                   |             | Household characteristics |                    |                     | Selected subareas <sup>1</sup> |            |            |
|--|----------------------|-------------|--------------|------------------------------|--------------|-------------------|-------------|---------------------------|--------------------|---------------------|--------------------------------|------------|------------|
|  |                      | Owner       | Renter       | New construction 4 yrs       | Mobile homes | Physical problems |             | Elderly (65+)             | Moved in past year | Below poverty level | Area one                       | Area two   | Area three |
|  |                      |             |              |                              |              | Severe            | Moderate    |                           |                    |                     |                                |            |            |
| <b>Population in housing units</b> .....             | <b>175.9</b>         | <b>53.8</b> | <b>122.3</b> | <b>.8</b>                    | <b>-</b>     | <b>4.7</b>        | <b>19.4</b> | <b>12.1</b>               | <b>45.1</b>        | <b>80.8</b>         | <b>173.1</b>                   | <b>2.5</b> | <b>.2</b>  |
| <b>Total</b> .....                                   | <b>58.3</b>          | <b>16.8</b> | <b>41.5</b>  | <b>.2</b>                    | <b>-</b>     | <b>1.7</b>        | <b>5.1</b>  | <b>4.7</b>                | <b>15.6</b>        | <b>23.7</b>         | <b>57.2</b>                    | <b>1.0</b> | <b>.1</b>  |
| <b>Persons</b>                                       |                      |             |              |                              |              |                   |             |                           |                    |                     |                                |            |            |
| 1 person.....  | 12.5                 | 3.0         | 9.5          | -                            | -            | .6                | 1.2         | 1.7                       | 3.5                | 3.7                 | 12.4                           | .1         | -          |
| 2 persons.....                                       | 13.7                 | 4.0         | 9.7          | -                            | -            | .2                | .8          | 1.6                       | 3.3                | 4.3                 | 13.2                           | .4         | .1         |
| 3 persons.....                                       | 11.2                 | 3.6         | 7.7          | -                            | -            | .2                | .6          | .7                        | 3.8                | 4.8                 | 10.8                           | .4         | -          |
| 4 persons.....                                       | 11.3                 | 3.0         | 8.2          | .2                           | -            | .4                | 1.0         | .1                        | 3.1                | 5.6                 | 11.1                           | .1         | -          |
| 5 persons.....                                       | 4.9                  | 1.8         | 3.3          | -                            | -            | .1                | .6          | .3                        | 1.1                | 2.7                 | 4.9                            | -          | -          |
| 6 persons.....                                       | 2.3                  | .7          | 1.6          | -                            | -            | -                 | .3          | .1                        | .1                 | 1.1                 | 2.3                            | -          | -          |
| 7 persons or more.....                               | 2.4                  | 1.0         | 1.5          | -                            | -            | .1                | .6          | .3                        | .7                 | 1.5                 | 2.4                            | -          | -          |
| Median.....  | 2.8                  | 2.9         | 2.7          | -                            | -            | -                 | 3.4         | 2.0                       | 2.8                | 3.3                 | 2.8                            | -          | -          |
| <b>Number of Single Children Under 18 Years Old</b>  |                      |             |              |                              |              |                   |             |                           |                    |                     |                                |            |            |
| None.....  | 24.8                 | 8.1         | 16.7         | -                            | -            | .8                | 1.8         | 3.4                       | 5.6                | 5.6                 | 23.9                           | .7         | .1         |
| 1.....   | 12.8                 | 4.3         | 8.5          | -                            | -            | .2                | .3          | .5                        | 2.8                | 4.5                 | 12.5                           | .3         | -          |
| 2.....   | 8.6                  | 2.4         | 7.3          | .2                           | -            | .3                | .8          | .3                        | 3.2                | 5.4                 | 9.6                            | -          | -          |
| 3.....   | 6.1                  | 1.1         | 5.0          | -                            | -            | .3                | .8          | .3                        | 2.6                | 4.7                 | 6.1                            | -          | -          |
| 4.....   | 3.2                  | .9          | 2.3          | -                            | -            | .1                | .9          | .2                        | .9                 | 1.9                 | 3.2                            | -          | -          |
| 5.....   | 1.2                  | .1          | 1.1          | -                            | -            | -                 | .4          | .1                        | .4                 | 1.1                 | 1.2                            | -          | -          |
| 6 or more.....                                       | .6                   | -           | .6           | -                            | -            | .1                | .1          | -                         | .1                 | .5                  | .6                             | -          | -          |
| Median.....  | .8                   | .8          | 1.0          | -                            | -            | -                 | 2.1         | .5                        | 1.3                | 1.8                 | .9                             | -          | -          |
| <b>Persons 65 Years Old and Over</b>                 |                      |             |              |                              |              |                   |             |                           |                    |                     |                                |            |            |
| None.....  | 51.8                 | 14.0        | 37.8         | .2                           | -            | 1.7               | 4.7         | -                         | 15.0               | 21.8                | 50.6                           | 1.0        | .1         |
| 1 person.....  | 5.8                  | 2.5         | 3.3          | -                            | -            | -                 | .4          | 4.0                       | .4                 | 1.8                 | 5.8                            | -          | -          |
| 2 persons or more.....                               | .8                   | .4          | .4           | -                            | -            | -                 | -           | .8                        | .2                 | .1                  | .8                             | -          | -          |
| <b>Age of Householder</b>                            |                      |             |              |                              |              |                   |             |                           |                    |                     |                                |            |            |
| Under 25 years.....                                  | 5.5                  | -           | 5.5          | -                            | -            | .3                | .5          | -                         | 3.8                | 3.5                 | 5.5                            | -          | -          |
| 25 to 29.....  | 8.8                  | .4          | 8.4          | .2                           | -            | .1                | 1.8         | -                         | 4.2                | 4.4                 | 8.7                            | .1         | -          |
| 30 to 34.....  | 9.5                  | 1.4         | 8.1          | -                            | -            | .6                | 1.3         | -                         | 3.9                | 4.6                 | 9.5                            | -          | -          |
| 35 to 44.....  | 12.3                 | 3.1         | 9.2          | -                            | -            | .4                | 1.2         | -                         | 2.2                | 4.7                 | 11.9                           | .3         | .1         |
| 45 to 54.....  | 10.4                 | 6.2         | 4.2          | -                            | -            | .1                | .7          | -                         | .7                 | 2.7                 | 10.1                           | .4         | -          |
| 55 to 64.....  | 7.1                  | 3.7         | 3.3          | -                            | -            | .1                | .2          | -                         | .2                 | 2.3                 | 6.9                            | .2         | -          |
| 65 to 74.....  | 3.1                  | 1.4         | 1.6          | -                            | -            | -                 | .2          | 3.1                       | .5                 | 1.0                 | 3.1                            | -          | -          |
| 75 years and over.....                               | 1.7                  | .6          | 1.0          | -                            | -            | -                 | .2          | 1.7                       | .1                 | .5                  | 1.7                            | -          | -          |
| Median.....  | 39                   | 51          | 34           | -                            | -            | -                 | 31          | 73                        | 30                 | 34                  | 39                             | -          | -          |
| <b>Household Composition by Age of Householder</b>   |                      |             |              |                              |              |                   |             |                           |                    |                     |                                |            |            |
| 2-or-more person households.....                     | 45.8                 | 13.8        | 31.9         | .2                           | -            | 1.1               | 3.9         | 3.1                       | 12.1               | 20.0                | 44.8                           | .9         | .1         |
| Married-couple families, no nonrelatives.....        | 15.7                 | 8.4         | 7.2          | .2                           | -            | .1                | .6          | 1.3                       | 2.9                | 2.2                 | 14.8                           | .7         | .1         |
| Under 25 years.....                                  | .5                   | -           | .5           | -                            | -            | -                 | -           | -                         | .2                 | .1                  | .5                             | -          | -          |
| 25 to 29 years.....                                  | 2.8                  | .3          | 2.3          | .2                           | -            | -                 | .3          | -                         | 1.1                | .3                  | 2.6                            | -          | -          |
| 30 to 34 years.....                                  | 2.1                  | .6          | 1.5          | -                            | -            | -                 | .1          | -                         | .6                 | .5                  | 2.1                            | -          | -          |
| 35 to 44 years.....                                  | 3.3                  | 1.7         | 1.7          | -                            | -            | .1                | .3          | -                         | .6                 | .3                  | 3.1                            | .1         | .1         |
| 45 to 64 years.....                                  | 5.8                  | 4.8         | 1.0          | -                            | -            | -                 | -           | -                         | .1                 | .8                  | 5.3                            | .6         | -          |
| 65 years and over.....                               | 1.3                  | 1.1         | .2           | -                            | -            | -                 | -           | 1.3                       | .2                 | .1                  | 1.3                            | -          | -          |
| Other male householder.....                          | 3.8                  | 1.3         | 2.5          | -                            | -            | -                 | .1          | .1                        | 1.5                | .7                  | 3.6                            | .2         | -          |
| Under 45 years.....                                  | 2.3                  | .6          | 1.8          | -                            | -            | -                 | .1          | -                         | 1.2                | .4                  | 2.1                            | .2         | -          |
| 45 to 64 years.....                                  | 1.3                  | .5          | .8           | -                            | -            | -                 | -           | -                         | .3                 | .2                  | 1.3                            | -          | -          |
| 65 years and over.....                               | .1                   | .1          | -            | -                            | -            | -                 | -           | .1                        | -                  | .1                  | .1                             | -          | -          |
| Other female householder.....                        | 26.3                 | 4.1         | 22.2         | -                            | -            | .9                | 3.1         | 1.6                       | 7.7                | 17.0                | 26.3                           | -          | -          |
| Under 45 years.....                                  | 19.3                 | 1.0         | 18.3         | -                            | -            | .9                | 3.0         | -                         | 7.3                | 13.9                | 19.3                           | -          | -          |
| 45 to 64 years.....                                  | 5.4                  | 2.6         | 2.8          | -                            | -            | -                 | -           | -                         | .1                 | 2.4                 | 5.4                            | -          | -          |
| 65 years and over.....                               | 1.6                  | .5          | 1.1          | -                            | -            | -                 | .2          | 1.6                       | .3                 | .8                  | 1.6                            | -          | -          |
| 1-person households.....                             | 12.5                 | 3.0         | 9.5          | -                            | -            | .6                | 1.2         | 1.7                       | 3.5                | 3.7                 | 12.4                           | .1         | -          |
| Male householder.....                                | 5.5                  | 1.5         | 4.0          | -                            | -            | .5                | .4          | .3                        | 1.8                | 1.2                 | 5.5                            | -          | -          |
| Under 45 years.....                                  | 2.9                  | .2          | 2.7          | -                            | -            | .4                | .4          | -                         | 1.3                | 1.1                 | 2.9                            | -          | -          |
| 45 to 64 years.....                                  | 2.3                  | 1.2         | 1.1          | -                            | -            | .1                | .4          | -                         | .4                 | .1                  | 2.3                            | -          | -          |
| 65 years and over.....                               | .3                   | .1          | .1           | -                            | -            | -                 | -           | .3                        | .1                 | -                   | .3                             | -          | -          |
| Female householder.....                              | 7.0                  | 1.5         | 5.6          | -                            | -            | .1                | .7          | 1.4                       | 1.7                | 2.5                 | 6.9                            | .1         | -          |
| Under 45 years.....                                  | 3.0                  | .5          | 2.5          | -                            | -            | .1                | .5          | -                         | 1.7                | .6                  | 2.9                            | .1         | -          |
| 45 to 64 years.....                                  | 2.7                  | .8          | 1.9          | -                            | -            | -                 | .2          | -                         | -                  | 1.4                 | 2.7                            | -          | -          |
| 65 years and over.....                               | 1.4                  | .2          | 1.2          | -                            | -            | -                 | -           | 1.4                       | -                  | .4                  | 1.4                            | -          | -          |
| <b>Adults and Single Children Under 18 Years Old</b> |                      |             |              |                              |              |                   |             |                           |                    |                     |                                |            |            |
| Total households with children.....                  | 33.6                 | 8.8         | 24.8         | .2                           | -            | 1.1               | 3.3         | 1.4                       | 10.0               | 18.1                | 33.2                           | .3         | -          |
| Married couples.....                                 | 11.0                 | 5.3         | 5.7          | .2                           | -            | .1                | .4          | .3                        | 2.1                | 1.6                 | 10.7                           | .3         | -          |
| One child under 6 only.....                          | 1.5                  | .6          | .8           | -                            | -            | -                 | .1          | -                         | .6                 | -                   | 1.5                            | -          | -          |
| One under 6, one or more 6 to 17.....                | 2.9                  | 1.6         | 1.2          | .2                           | -            | -                 | .1          | -                         | .6                 | .5                  | 2.9                            | -          | -          |
| Two or more under 6 only.....                        | .7                   | .1          | .5           | -                            | -            | -                 | -           | -                         | -                  | .1                  | .7                             | -          | -          |
| Two or more under 6, one or more 6 to 17.....        | .6                   | .2          | .4           | -                            | -            | -                 | -           | -                         | .1                 | .3                  | .6                             | -          | -          |
| One or more 6 to 17 only.....                        | 5.4                  | 2.7         | 2.7          | -                            | -            | .1                | .1          | .3                        | .8                 | .7                  | 5.1                            | .3         | -          |
| Other households with two or more adults.....        | 7.6                  | 2.3         | 5.4          | -                            | -            | -                 | .8          | .8                        | 1.1                | 4.5                 | 7.6                            | -          | -          |
| One child under 6 only.....                          | 1.2                  | .4          | .8           | -                            | -            | -                 | -           | -                         | .5                 | .4                  | 1.2                            | -          | -          |
| One under 6, one or more 6 to 17.....                | .8                   | .1          | .7           | -                            | -            | -                 | .3          | .1                        | .1                 | .6                  | .8                             | -          | -          |
| Two or more under 6 only.....                        | 1.0                  | .3          | .7           | -                            | -            | -                 | .1          | .3                        | -                  | .7                  | 1.0                            | -          | -          |
| Two or more under 6, one or more 6 to 17.....        | .7                   | .6          | .1           | -                            | -            | -                 | .2          | .2                        | -                  | .5                  | .7                             | -          | -          |
| One or more 6 to 17 only.....                        | 3.8                  | .8          | 3.1          | -                            | -            | -                 | .1          | .2                        | .5                 | 2.3                 | 3.8                            | -          | -          |
| Households with one adult or none.....               | 14.9                 | 1.2         | 13.7         | -                            | -            | .9                | 2.1         | .2                        | 6.7                | 12.0                | 14.9                           | -          | -          |
| One child under 6 only.....                          | 1.5                  | -           | 1.5          | -                            | -            | .1                | -           | .1                        | .7                 | 1.3                 | 1.5                            | -          | -          |
| One under 6, one or more 6 to 17.....                | 3.5                  | .3          | 3.2          | -                            | -            | -                 | .7          | -                         | 1.6                | 3.0                 | 3.5                            | -          | -          |
| Two or more under 6 only.....                        | 2.0                  | -           | 2.0          | -                            | -            | .5                | .4          | -                         | 1.3                | 2.0                 | 2.0                            | -          | -          |
| Two or more under 6, one or more 6 to 17.....        | 1.5                  | -           | 1.5          | -                            | -            | .1                | .5          | -                         | .7                 | 1.3                 | 1.5                            | -          | -          |
| One or more 6 to 17 only.....                        | 6.5                  | .9          | 5.5          | -                            | -            | .2                | .5          | .1                        | 2.3                | 4.3                 | 6.5                            | -          | -          |
| Total households with no children.....               | 24.8                 | 8.1         | 16.7         | -                            | -            | .6                | 1.8         | 3.4                       | 5.6                | 5.6                 | 23.9                           | .7         | .1         |
| Married couples.....                                 | 4.6                  | 3.2         | 1.5          | -                            | -            | -                 | .3          | 1.0                       | .7                 | .6                  | 4.1                            | .4         | .1         |
| Other households with two or more adults.....        | 7.8                  | 1.9         | 5.7          | -                            | -            | -                 | .4          | .7                        | 1.4                | 1.3                 | 7.4                            | .2         | -          |
| Households with one adult.....                       | 12.5                 | 3.0         | 9.5          | -                            | -            | .6                | 1.2         | 1.7                       | 3.5                | 3.7                 | 12.4                           | .1         | -          |

**Table 5-9. Household Composition - Occupied Units with Black Householder—Con.**

[Numbers in thousands. For meaning of symbols, see text.]

| Characteristics  | Total occupied units | Tenure |        | Housing unit characteristics |              |                   |          | Household characteristics |                    |                     | Selected subareas <sup>1</sup> |          |            |
|--|----------------------|--------|--------|------------------------------|--------------|-------------------|----------|---------------------------|--------------------|---------------------|--------------------------------|----------|------------|
|  |                      | Owner  | Renter | New construction 4 yrs       | Mobile homes | Physical problems |          | Elderly (65+)             | Moved in past year | Below poverty level | Area one                       | Area two | Area three |
|  |                      |        |        |                              |              | Severe            | Moderate |                           |                    |                     |                                |          |            |
| <b>Own Never Married Children Under 18 Years Old</b>     |                      |        |        |                              |              |                   |          |                           |                    |                     |                                |          |            |
| No own children under 18 years                           | 30.2                 | 11.3   | 18.9   | -                            | -            | .6                | 2.3      | 4.4                       | 5.9                | 8.3                 | 29.4                           | .7       | .1         |
| With own children under 18 years                         | 28.1                 | 5.6    | 22.5   | .2                           | -            | 1.1               | 2.8      | .3                        | 9.7                | 15.4                | 27.8                           | .3       | -          |
| Under 6 years only                                       | 5.5                  | .3     | 5.2    | -                            | -            | .6                | .4       | -                         | 3.0                | 3.6                 | 5.5                            | -        | -          |
| 1  | 2.8                  | .2     | 2.6    | -                            | -            | .1                | -        | -                         | 1.7                | 1.2                 | 2.8                            | -        | -          |
| 2  | 1.8                  | -      | 1.8    | -                            | -            | .2                | .3       | -                         | .7                 | 1.5                 | 1.8                            | -        | -          |
| 3 or more  | 1.0                  | .1     | .9     | -                            | -            | .3                | .1       | -                         | .8                 | .9                  | 1.0                            | -        | -          |
| 6 to 17 years only                                       | 15.2                 | 3.8    | 11.4   | -                            | -            | .4                | 1.1      | .3                        | 3.8                | 7.0                 | 14.9                           | .3       | -          |
| 1  | 8.2                  | 3.1    | 5.1    | -                            | -            | .1                | .1       | .2                        | 1.3                | 2.8                 | 7.9                            | .3       | -          |
| 2  | 4.0                  | .5     | 3.5    | -                            | -            | .1                | .3       | -                         | 1.8                | 2.1                 | 4.0                            | -        | -          |
| 3 or more  | 3.0                  | .2     | 2.8    | -                            | -            | .1                | .7       | .1                        | .8                 | 2.3                 | 3.0                            | -        | -          |
| Both age groups  | 7.4                  | 1.5    | 5.9    | .2                           | -            | .1                | 1.3      | -                         | 3.1                | 4.8                 | 7.4                            | -        | -          |
| 2  | 2.4                  | 1.1    | 1.2    | .2                           | -            | -                 | .1       | -                         | .8                 | 1.0                 | 2.4                            | -        | -          |
| 3 or more  | 5.0                  | .3     | 4.7    | -                            | -            | .1                | 1.2      | -                         | 2.5                | 3.7                 | 5.0                            | -        | -          |
| <b>Persons Other Than Spouse or Children<sup>2</sup></b> |                      |        |        |                              |              |                   |          |                           |                    |                     |                                |          |            |
| With other relatives                                     |                      |        |        |                              |              |                   |          |                           |                    |                     |                                |          |            |
| Single adult offspring 18 to 29                          | 18.4                 | 7.4    | 11.0   | -                            | -            | -                 | 1.1      | 2.0                       | 2.1                | 6.3                 | 18.1                           | .3       | -          |
| Single adult offspring 30 years of age or over           | 11.8                 | 5.3    | 6.5    | -                            | -            | -                 | .8       | .8                        | .8                 | 4.0                 | 11.5                           | .3       | -          |
| Households with three generations                        | 2.2                  | 1.6    | .6     | -                            | -            | -                 | -        | .6                        | .2                 | .6                  | 2.2                            | -        | -          |
| Households with 1 subfamily                              | 4.3                  | 2.3    | 2.0    | -                            | -            | -                 | .7       | .6                        | .1                 | 2.1                 | 4.3                            | -        | -          |
| Subfamily householder age under 30                       | 3.8                  | 2.3    | 1.6    | -                            | -            | -                 | .7       | .7                        | .1                 | 2.1                 | 3.8                            | -        | -          |
| 30 to 64   | 3.8                  | 2.3    | 1.5    | -                            | -            | -                 | .7       | .6                        | .1                 | 1.9                 | 3.8                            | -        | -          |
| 65 and over  | .1                   | -      | .1     | -                            | -            | -                 | -        | .1                        | -                  | .1                  | .1                             | -        | -          |
| Households with 2 or more subfamilies                    | .2                   | .2     | -      | -                            | -            | -                 | -        | .2                        | -                  | .2                  | .2                             | -        | -          |
| Households with other types of relatives                 | 6.9                  | 2.5    | 4.4    | -                            | -            | -                 | .5       | .8                        | 1.1                | 2.5                 | 6.9                            | -        | -          |
| With non-relatives                                       |                      |        |        |                              |              |                   |          |                           |                    |                     |                                |          |            |
| Co-owners or co-renters                                  | 4.1                  | 1.1    | 3.0    | -                            | -            | -                 | .5       | .4                        | 1.4                | 1.1                 | 3.9                            | .2       | -          |
| Lodgers  | 2.2                  | .1     | 2.1    | -                            | -            | -                 | .1       | .1                        | .9                 | .6                  | 2.2                            | -        | -          |
| Unrelated children, under 18 years old                   | .2                   | .2     | -      | -                            | -            | -                 | .2       | -                         | -                  | .2                  | .2                             | -        | -          |
| Other non-relatives                                      | 1.4                  | .7     | .6     | -                            | -            | -                 | .4       | .1                        | .3                 | .4                  | 1.4                            | -        | -          |
| One or more secondary families                           | 1.5                  | .7     | .8     | -                            | -            | -                 | .1       | .1                        | .5                 | .3                  | 1.3                            | .2       | -          |
| 2-person households, none related to each other          | .9                   | .4     | .5     | -                            | -            | -                 | .4       | -                         | .1                 | .1                  | .9                             | -        | -          |
| 3-8 person households, none related to each other        | 1.8                  | .2     | 1.6    | -                            | -            | -                 | -        | .1                        | .8                 | .4                  | 1.6                            | .2       | -          |
| other  | .1                   | -      | .1     | -                            | -            | -                 | -        | -                         | -                  | -                   | .1                             | -        | -          |
| <b>Years of School Completed by Householder</b>          |                      |        |        |                              |              |                   |          |                           |                    |                     |                                |          |            |
| No school years completed                                | -                    | -      | -      | -                            | -            | -                 | -        | -                         | -                  | -                   | -                              | -        | -          |
| Elementary:  |                      |        |        |                              |              |                   |          |                           |                    |                     |                                |          |            |
| less than 8 years  | 3.2                  | .8     | 2.4    | -                            | -            | .1                | .1       | 1.5                       | .3                 | 1.5                 | 3.2                            | -        | -          |
| 8 years  | 3.7                  | 2.3    | 1.4    | -                            | -            | -                 | .1       | 1.3                       | .3                 | 1.8                 | 3.7                            | -        | -          |
| High School:   |                      |        |        |                              |              |                   |          |                           |                    |                     |                                |          |            |
| 1 to 3 years   | 10.8                 | 2.8    | 8.0    | -                            | -            | .5                | .9       | 1.1                       | 2.7                | 6.5                 | 10.8                           | -        | -          |
| 4 years  | 24.1                 | 6.1    | 18.0   | .2                           | -            | .7                | 2.5      | .6                        | 7.4                | 9.5                 | 23.7                           | .3       | -          |
| College:   |                      |        |        |                              |              |                   |          |                           |                    |                     |                                |          |            |
| 1 to 3 years   | 12.3                 | 2.9    | 9.4    | -                            | -            | .4                | 1.0      | -                         | 3.5                | 4.1                 | 12.1                           | .2       | -          |
| 4 years or more  | 4.3                  | 2.0    | 2.4    | -                            | -            | -                 | .5       | .2                        | 1.3                | .3                  | 3.7                            | .5       | .1         |
| Median   | 12.5                 | 12.4   | 12.5   | -                            | -            | -                 | 12.6     | 6.7                       | 12.6               | 12.2                | 12.5                           | -        | -          |
| <b>Year Householder Moved into Unit</b>                  |                      |        |        |                              |              |                   |          |                           |                    |                     |                                |          |            |
| 1990 to 1994   | -                    | -      | -      | -                            | -            | -                 | -        | -                         | -                  | -                   | -                              | -        | -          |
| 1985 to 1989   | 31.0                 | 2.6    | 28.2   | .2                           | -            | 1.0               | 3.7      | 1.0                       | 15.6               | 15.8                | 30.4                           | .4       | .1         |
| 1980 to 1984   | 12.2                 | 3.3    | 8.9    | -                            | -            | .8                | .5       | .9                        | .9                 | 3.5                 | 12.2                           | -        | -          |
| 1975 to 1979   | 5.6                  | 3.1    | 2.5    | -                            | -            | -                 | .2       | .5                        | -                  | 1.5                 | 5.3                            | .4       | -          |
| 1970 to 1974   | 5.3                  | 4.3    | 1.0    | -                            | -            | -                 | .8       | .7                        | -                  | 2.1                 | 5.1                            | .2       | -          |
| 1960 to 1969   | 3.7                  | 2.8    | .9     | -                            | -            | -                 | -        | 1.3                       | -                  | .6                  | 3.7                            | -        | -          |
| 1950 to 1959   | .3                   | .3     | -      | -                            | -            | -                 | -        | .1                        | -                  | .1                  | .3                             | -        | -          |
| 1940 to 1949   | .2                   | .2     | -      | -                            | -            | -                 | -        | .2                        | -                  | -                   | .2                             | -        | -          |
| 1939 or earlier  | -                    | -      | -      | -                            | -            | -                 | -        | -                         | -                  | -                   | -                              | -        | -          |
| Median   | 1985+                | 1976   | 1985+  | -                            | -            | -                 | 1985+    | 1975                      | -                  | 1985+               | 1985+                          | -        | -          |
| <b>Household Moves and Formation in Last Year</b>        |                      |        |        |                              |              |                   |          |                           |                    |                     |                                |          |            |
| Total with a move in last year                           | 19.7                 | 2.5    | 17.2   | -                            | -            | .7                | 2.7      | 1.5                       | 15.6               | 9.6                 | 19.3                           | .3       | .1         |
| Household all moved here from one unit                   | 13.3                 | .5     | 12.7   | -                            | -            | .7                | 1.9      | .2                        | 13.3               | 7.8                 | 13.0                           | .1       | .1         |
| Householder of previous unit did not move here           | 3.1                  | -      | 3.1    | -                            | -            | .3                | .1       | .1                        | 3.1                | 1.4                 | 3.0                            | -        | .1         |
| Householder of previous unit moved here                  | 10.0                 | .5     | 9.5    | -                            | -            | .3                | 1.8      | .1                        | 10.0               | 6.2                 | 9.9                            | .1       | -          |
| Householder of previous unit not reported                | .1                   | -      | .1     | -                            | -            | -                 | -        | -                         | .1                 | -                   | .1                             | -        | -          |
| Household moved here from two or more units              | 1.0                  | -      | 1.0    | -                            | -            | -                 | .1       | -                         | 1.0                | .4                  | 1.0                            | -        | -          |
| No previous householder moved here                       | .7                   | -      | .7     | -                            | -            | -                 | -        | -                         | .7                 | .1                  | .7                             | -        | -          |
| 1 previous householder moved here                        | .1                   | -      | .1     | -                            | -            | -                 | .1       | -                         | .1                 | .1                  | .1                             | -        | -          |
| 2 or more previous householders moved here               | .3                   | -      | .3     | -                            | -            | -                 | -        | -                         | .3                 | .1                  | .3                             | -        | -          |
| Previous householder(s) not reported                     | -                    | -      | -      | -                            | -            | -                 | -        | -                         | -                  | -                   | -                              | -        | -          |
| Some already here, rest moved in                         | 5.4                  | 2.0    | 3.4    | -                            | -            | -                 | .6       | 1.3                       | 1.3                | 1.5                 | 5.2                            | .2       | -          |
| No previous householder moved here                       | 2.0                  | .7     | 1.3    | -                            | -            | -                 | .6       | .2                        | .3                 | .8                  | 2.0                            | -        | -          |
| 1 or more previous householders moved here               | 2.5                  | .7     | 1.8    | -                            | -            | -                 | .6       | .9                        | 1.0                | .8                  | 2.3                            | .2       | -          |
| Previous householder(s) not reported                     | 1.0                  | .6     | .4     | -                            | -            | -                 | -        | .1                        | -                  | .1                  | 1.0                            | -        | -          |
| Number of previous units not reported                    | -                    | -      | -      | -                            | -            | -                 | -        | -                         | -                  | -                   | -                              | -        | -          |

<sup>1</sup>See back cover for details.

<sup>2</sup>Figures may not add to total because more than one category may apply.



**Table 5-10. Previous Unit of Recent Movers - Occupied Units with Black Householder**

(Numbers in thousands. For meaning of symbols, see text.)

| Characteristics  | Total occupied units | Tenure |        | Housing unit characteristics |              |                   |          | Household characteristics |                    |                     | Selected subareas <sup>1</sup> |          |            |  |
|--|----------------------|--------|--------|------------------------------|--------------|-------------------|----------|---------------------------|--------------------|---------------------|--------------------------------|----------|------------|--|
|  |                      | Owner  | Renter | New construction 4 yrs       | Mobile homes | Physical problems |          | Elderly (65+)             | Moved in past year | Below poverty level | Area one                       | Area two | Area three |  |
|  |                      |        |        |                              |              | Severe            | Moderate |                           |                    |                     |                                |          |            |  |
| <b>UNITS WHERE HOUSEHOLDER MOVED DURING PAST YEAR</b>          |                      |        |        |                              |              |                   |          |                           |                    |                     |                                |          |            |  |
| Total.....   | 15.6                 | .7     | 14.9   | -                            | -            | .7                | 2.3      | .6                        | 15.6               | 8.3                 | 15.3                           | .1       | .1         |  |
| <b>Location of Previous Unit</b>                               |                      |        |        |                              |              |                   |          |                           |                    |                     |                                |          |            |  |
| Inside same (P)MSA.....  | 12.3                 | .5     | 11.7   | -                            | -            | .7                | 1.1      | .5                        | 12.3               | 6.2                 | 12.1                           | .1       | -          |  |
| In central city(s).....  | 12.0                 | .5     | 11.5   | -                            | -            | .7                | 1.1      | .5                        | 12.0               | 6.2                 | 11.9                           | .1       | -          |  |
| Not in central city(s).....                                    | .2                   | -      | .2     | -                            | -            | -                 | -        | -                         | .2                 | -                   | .2                             | -        | -          |  |
| Inside different (P)MSA in same state.....                     | .2                   | .2     | -      | -                            | -            | -                 | .2       | -                         | .2                 | -                   | .2                             | -        | -          |  |
| In central city(s).....  | .2                   | .2     | -      | -                            | -            | -                 | .2       | -                         | .2                 | -                   | .2                             | -        | -          |  |
| Not in central city(s).....                                    | -                    | -      | -      | -                            | -            | -                 | -        | -                         | -                  | -                   | -                              | -        | -          |  |
| Inside different (P)MSA in different state.....                | 3.0                  | -      | 3.0    | -                            | -            | -                 | 1.1      | .1                        | 3.0                | 1.9                 | 2.9                            | -        | .1         |  |
| In central city(s).....  | 2.2                  | -      | 2.2    | -                            | -            | -                 | .9       | .1                        | 2.2                | 1.5                 | 2.2                            | -        | -          |  |
| Not in central city(s).....                                    | .8                   | -      | .8     | -                            | -            | -                 | .1       | -                         | .8                 | .4                  | .7                             | -        | .1         |  |
| Outside any metropolitan area.....                             | -                    | -      | -      | -                            | -            | -                 | -        | -                         | -                  | -                   | -                              | -        | -          |  |
| Same state.....  | -                    | -      | -      | -                            | -            | -                 | -        | -                         | -                  | -                   | -                              | -        | -          |  |
| Different state.....   | -                    | -      | -      | -                            | -            | -                 | -        | -                         | -                  | -                   | -                              | -        | -          |  |
| Different nation.....  | .2                   | -      | .2     | -                            | -            | -                 | -        | -                         | .2                 | .2                  | .2                             | -        | -          |  |
| <b>Structure Type of Previous Residence</b>                    |                      |        |        |                              |              |                   |          |                           |                    |                     |                                |          |            |  |
| Moved from within United States.....                           | 15.4                 | .7     | 14.7   | -                            | -            | .7                | 2.3      | .6                        | 15.4               | 8.1                 | 15.2                           | .1       | .1         |  |
| House.....   | 8.0                  | .5     | 7.5    | -                            | -            | .4                | 1.0      | .5                        | 8.0                | 4.2                 | 7.9                            | -        | .1         |  |
| Apartment.....   | 7.4                  | .2     | 7.2    | -                            | -            | .3                | 1.3      | .1                        | 7.4                | 4.0                 | 7.3                            | .1       | -          |  |
| Mobile home.....   | -                    | -      | -      | -                            | -            | -                 | -        | -                         | -                  | -                   | -                              | -        | -          |  |
| Other.....   | -                    | -      | -      | -                            | -            | -                 | -        | -                         | -                  | -                   | -                              | -        | -          |  |
| <b>Tenure of Previous Residence</b>                            |                      |        |        |                              |              |                   |          |                           |                    |                     |                                |          |            |  |
| House, apt., mobile home in United States.....                 | 15.4                 | .7     | 14.7   | -                            | -            | .7                | 2.3      | .6                        | 15.4               | 8.1                 | 15.2                           | .1       | .1         |  |
| Owner occupied.....  | 3.1                  | .4     | 2.8    | -                            | -            | .1                | .6       | .5                        | 3.1                | .9                  | 3.1                            | -        | -          |  |
| Renter occupied.....   | 12.3                 | .3     | 12.0   | -                            | -            | .6                | 1.7      | .1                        | 12.3               | 7.2                 | 12.0                           | .1       | .1         |  |
| <b>Persons - Previous Residence</b>                            |                      |        |        |                              |              |                   |          |                           |                    |                     |                                |          |            |  |
| House, apt., mobile home in United States.....                 | 15.4                 | .7     | 14.7   | -                            | -            | .7                | 2.3      | .6                        | 15.4               | 8.1                 | 15.2                           | .1       | .1         |  |
| 1 person.....  | 1.6                  | .2     | 1.4    | -                            | -            | -                 | .3       | -                         | 1.6                | .4                  | 1.5                            | .1       | -          |  |
| 2 persons.....   | 2.8                  | -      | 2.8    | -                            | -            | .1                | .4       | .2                        | 2.8                | 1.4                 | 2.7                            | -        | .1         |  |
| 3 persons.....   | 3.2                  | .1     | 3.1    | -                            | -            | -                 | .7       | -                         | 3.2                | 1.4                 | 3.2                            | -        | -          |  |
| 4 persons.....   | 4.1                  | -      | 4.1    | -                            | -            | .1                | .3       | .2                        | 4.1                | 2.8                 | 4.1                            | -        | -          |  |
| 5 persons.....   | 1.8                  | .2     | 1.6    | -                            | -            | .2                | .3       | -                         | 1.8                | 1.0                 | 1.8                            | -        | -          |  |
| 6 persons.....   | .8                   | -      | .8     | -                            | -            | -                 | .3       | -                         | .8                 | .4                  | .8                             | -        | -          |  |
| 7 persons or more.....   | 1.1                  | .2     | .9     | -                            | -            | .2                | .1       | .2                        | 1.1                | .8                  | 1.1                            | -        | -          |  |
| Not reported.....  | -                    | -      | -      | -                            | -            | -                 | -        | -                         | -                  | -                   | -                              | -        | -          |  |
| Median.....  | 3.5                  | -      | 3.5    | -                            | -            | -                 | -        | -                         | 3.5                | 3.8                 | 3.5                            | -        | -          |  |
| <b>Previous Home Owned or Rented by Someone Who Moved Here</b> |                      |        |        |                              |              |                   |          |                           |                    |                     |                                |          |            |  |
| House, apt., mobile home in United States.....                 | 15.4                 | .7     | 14.7   | -                            | -            | .7                | 2.3      | .6                        | 15.4               | 8.1                 | 15.2                           | .1       | .1         |  |
| Owned or rented by a mover.....                                | 11.4                 | .7     | 10.7   | -                            | -            | .3                | 1.9      | .5                        | 11.4               | 6.7                 | 11.3                           | .1       | -          |  |
| Owned or rented by other.....                                  | 3.9                  | -      | 3.9    | -                            | -            | .4                | .4       | .1                        | 3.9                | 1.4                 | 3.7                            | -        | .1         |  |
| By a relative.....   | 3.1                  | -      | 3.1    | -                            | -            | .3                | .4       | .1                        | 3.1                | 1.1                 | 3.1                            | -        | -          |  |
| By a nonrelative.....  | .5                   | -      | .5     | -                            | -            | -                 | -        | -                         | .5                 | .3                  | .4                             | -        | .1         |  |
| Not reported.....  | .2                   | -      | .2     | -                            | -            | -                 | -        | -                         | .2                 | -                   | .2                             | -        | -          |  |
| Not reported.....  | .1                   | -      | .1     | -                            | -            | -                 | -        | -                         | .1                 | -                   | .1                             | -        | -          |  |
| <b>Change in Housing Costs</b>                                 |                      |        |        |                              |              |                   |          |                           |                    |                     |                                |          |            |  |
| House, apt., mobile home in United States.....                 | 15.4                 | .7     | 14.7   | -                            | -            | .7                | 2.3      | .6                        | 15.4               | 8.1                 | 15.2                           | .1       | .1         |  |
| Increased with move.....                                       | 8.3                  | .7     | 7.6    | -                            | -            | .3                | .8       | .4                        | 8.3                | 4.2                 | 8.3                            | -        | -          |  |
| Stayed about the same.....                                     | 4.5                  | -      | 4.5    | -                            | -            | .2                | 1.1      | .1                        | 4.5                | 2.8                 | 4.3                            | -        | .1         |  |
| Decreased.....   | 2.7                  | -      | 2.7    | -                            | -            | .1                | .5       | .1                        | 2.7                | 1.0                 | 2.6                            | .1       | -          |  |
| Don't know.....  | -                    | -      | -      | -                            | -            | -                 | -        | -                         | -                  | -                   | -                              | -        | -          |  |
| Not reported.....  | -                    | -      | -      | -                            | -            | -                 | -        | -                         | -                  | -                   | -                              | -        | -          |  |

<sup>1</sup>See back cover for details.

**Table 5-11. Reasons for Move and Choice of Current Residence - Occupied Units with Black Householder**

[Numbers in thousands. For meaning of symbols, see text.]

| Characteristics   | Total occupied units | Tenure |        | Housing unit characteristics |              |                   |          | Household characteristics |                    |                     | Selected subareas <sup>1</sup> |          |            |
|---|----------------------|--------|--------|------------------------------|--------------|-------------------|----------|---------------------------|--------------------|---------------------|--------------------------------|----------|------------|
|   |                      | Owner  | Renter | New construction 4 yrs       | Mobile homes | Physical problems |          | Elderly (65+)             | Moved in past year | Below poverty level | Area one                       | Area two | Area three |
|   |                      |        |        |                              |              | Severe            | Moderate |                           |                    |                     |                                |          |            |
| <b>RESPONDENT MOVED DURING PAST YEAR</b>                |                      |        |        |                              |              |                   |          |                           |                    |                     |                                |          |            |
| Total.....  | 16.3                 | 1.1    | 15.2   | -                            | -            | .7                | 2.3      | .9                        | 15.6               | 6.3                 | 15.9                           | .3       | .1         |
| <b>Reasons for Leaving Previous Unit<sup>2</sup></b>    |                      |        |        |                              |              |                   |          |                           |                    |                     |                                |          |            |
| Private displacement.....                               | .5                   | -      | .5     | -                            | -            | -                 | -        | -                         | .5                 | .1                  | .5                             | -        | -          |
| Owner to move into unit.....                            | .3                   | -      | .3     | -                            | -            | -                 | -        | -                         | .3                 | .1                  | .3                             | -        | -          |
| To be converted to condominium or cooperative.....      | -                    | -      | -      | -                            | -            | -                 | -        | -                         | -                  | -                   | -                              | -        | -          |
| Closed for repairs.....                                 | -                    | -      | -      | -                            | -            | -                 | -        | -                         | -                  | -                   | -                              | -        | -          |
| Other.....  | -                    | -      | -      | -                            | -            | -                 | -        | -                         | -                  | -                   | -                              | -        | -          |
| Not reported.....                                       | .1                   | -      | .1     | -                            | -            | -                 | -        | -                         | .1                 | -                   | .1                             | -        | -          |
| Government displacement.....                            | .3                   | .2     | .1     | -                            | -            | -                 | .1       | .2                        | .3                 | .1                  | .3                             | -        | -          |
| Government wanted building or land.....                 | .2                   | .2     | -      | -                            | -            | -                 | -        | .2                        | .2                 | -                   | .2                             | -        | -          |
| Unit unfit for occupancy.....                           | .1                   | -      | .1     | -                            | -            | -                 | .1       | .1                        | .1                 | .1                  | .1                             | -        | -          |
| Other.....  | -                    | -      | -      | -                            | -            | -                 | -        | -                         | -                  | -                   | -                              | -        | -          |
| Not reported.....                                       | -                    | -      | -      | -                            | -            | -                 | -        | -                         | -                  | -                   | -                              | -        | -          |
| Disaster loss (fire, flood, etc.).....                  | .2                   | -      | .2     | -                            | -            | -                 | .1       | .2                        | .2                 | .1                  | .2                             | -        | -          |
| New job or job transfer.....                            | .5                   | -      | .5     | -                            | -            | -                 | .1       | .4                        | .4                 | .1                  | .5                             | -        | -          |
| To be closer to work/school/other.....                  | .6                   | -      | .6     | -                            | -            | -                 | -        | .5                        | .5                 | .1                  | .4                             | .1       | .1         |
| Other, financial/employment related.....                | .7                   | -      | .7     | -                            | -            | -                 | -        | .7                        | .7                 | .2                  | .7                             | -        | -          |
| To establish own household.....                         | 4.4                  | .2     | 4.2    | -                            | -            | .3                | .8       | 1.1                       | 4.4                | 2.6                 | 4.4                            | -        | -          |
| Needed larger house or apartment.....                   | 2.3                  | .2     | 2.1    | -                            | -            | -                 | .2       | .2                        | 2.3                | 1.7                 | 2.3                            | -        | -          |
| Married.....  | .3                   | -      | .3     | -                            | -            | -                 | -        | .3                        | .3                 | -                   | .3                             | -        | -          |
| Widowed, divorced or separated.....                     | .3                   | -      | .3     | -                            | -            | .1                | -        | .3                        | .3                 | -                   | .3                             | -        | -          |
| Other, family/person related.....                       | 1.5                  | .4     | 1.1    | -                            | -            | .3                | .3       | .3                        | 1.2                | .8                  | 1.3                            | .2       | .2         |
| Wanted better home.....                                 | 4.2                  | .2     | 4.0    | -                            | -            | .1                | .4       | .3                        | 4.2                | 2.3                 | 4.2                            | -        | -          |
| Change from owner to renter.....                        | .2                   | -      | .2     | -                            | -            | .1                | -        | -                         | .2                 | .1                  | .2                             | -        | -          |
| Change from renter to owner.....                        | -                    | -      | -      | -                            | -            | -                 | -        | -                         | -                  | -                   | -                              | -        | -          |
| Wanted lower rent or maintenance.....                   | .9                   | -      | .9     | -                            | -            | -                 | .1       | .9                        | .9                 | .4                  | .9                             | -        | -          |
| Other housing related reasons.....                      | 1.0                  | .1     | .9     | -                            | -            | -                 | .1       | .9                        | .9                 | .5                  | 1.0                            | -        | -          |
| Other.....  | 2.2                  | .3     | 1.9    | -                            | -            | .1                | .2       | .1                        | 2.1                | 1.6                 | 2.2                            | -        | -          |
| Not reported.....                                       | -                    | -      | -      | -                            | -            | -                 | -        | -                         | -                  | -                   | -                              | -        | -          |
| <b>Choice of Present Neighborhood<sup>2</sup></b>       |                      |        |        |                              |              |                   |          |                           |                    |                     |                                |          |            |
| Convenient to job.....                                  | 1.6                  | .2     | 1.4    | -                            | -            | .1                | .7       | .2                        | 1.5                | .3                  | 1.5                            | .1       | -          |
| Convenient to friends or relatives.....                 | 4.5                  | .5     | 3.9    | -                            | -            | .3                | .7       | .2                        | 3.8                | 2.4                 | 4.3                            | .2       | -          |
| Convenient to leisure activities.....                   | .7                   | -      | .7     | -                            | -            | -                 | .2       | .7                        | .7                 | .4                  | .7                             | -        | -          |
| Convenient to public transportation.....                | 1.1                  | -      | 1.1    | -                            | -            | .2                | .1       | .1                        | 1.0                | .6                  | 1.1                            | -        | -          |
| Good schools.....                                       | .9                   | .1     | .8     | -                            | -            | -                 | .3       | .9                        | .9                 | .5                  | .9                             | -        | -          |
| Other public services.....                              | .1                   | -      | .1     | -                            | -            | .1                | -        | -                         | .1                 | -                   | .1                             | -        | -          |
| Looks/design of neighborhood.....                       | 4.2                  | .3     | 4.2    | -                            | -            | .5                | .9       | .2                        | 4.2                | 1.8                 | 4.2                            | -        | -          |
| House was most important consideration.....             | 6.3                  | .3     | 6.0    | -                            | -            | .4                | .9       | .2                        | 6.2                | 4.0                 | 6.2                            | -        | .1         |
| Other.....  | 2.5                  | .2     | 2.4    | -                            | -            | .2                | .4       | .3                        | 2.4                | 1.1                 | 2.4                            | .2       | .1         |
| Not reported.....                                       | -                    | -      | -      | -                            | -            | -                 | -        | -                         | -                  | -                   | -                              | -        | -          |
| <b>Neighborhood Search</b>                              |                      |        |        |                              |              |                   |          |                           |                    |                     |                                |          |            |
| Looked at just this neighborhood.....                   | 7.2                  | .9     | 6.3    | -                            | -            | .1                | .4       | .6                        | 6.5                | 3.2                 | 7.0                            | .2       | -          |
| Looked at other neighborhood(s).....                    | 9.1                  | .2     | 8.9    | -                            | -            | .6                | 2.0      | .2                        | 9.1                | 5.1                 | 8.8                            | .1       | .1         |
| Not reported.....                                       | -                    | -      | -      | -                            | -            | -                 | -        | -                         | -                  | -                   | -                              | -        | -          |
| <b>Choice of Present Home<sup>2</sup></b>               |                      |        |        |                              |              |                   |          |                           |                    |                     |                                |          |            |
| Financial reasons.....                                  | 6.8                  | .4     | 6.4    | -                            | -            | .1                | 1.2      | .5                        | 6.7                | 4.0                 | 6.8                            | -        | -          |
| Room layout/design.....                                 | 3.8                  | .4     | 3.4    | -                            | -            | -                 | .3       | -                         | 3.8                | 1.4                 | 3.8                            | -        | -          |
| Kitchen.....  | .4                   | -      | .4     | -                            | -            | -                 | .1       | -                         | .4                 | .2                  | .4                             | -        | -          |
| Size.....   | 3.5                  | .2     | 3.3    | -                            | -            | .4                | .4       | -                         | 3.5                | 2.2                 | 3.5                            | -        | -          |
| Exterior appearance.....                                | 1.2                  | -      | 1.2    | -                            | -            | .1                | .1       | -                         | 1.2                | .3                  | 1.2                            | -        | -          |
| Yard/trees/view.....                                    | .5                   | -      | .5     | -                            | -            | -                 | .1       | .1                        | .5                 | .1                  | .5                             | -        | -          |
| Quality of construction.....                            | 1.0                  | -      | 1.0    | -                            | -            | .2                | .2       | -                         | 1.0                | .4                  | 1.0                            | -        | -          |
| Only one available.....                                 | 2.9                  | .1     | 2.8    | -                            | -            | .3                | .3       | .1                        | 2.8                | 1.6                 | 2.8                            | .1       | -          |
| Other.....  | 2.7                  | .3     | 2.3    | -                            | -            | .1                | .4       | .3                        | 2.2                | .6                  | 2.4                            | .2       | .1         |
| <b>Home Search</b>                                      |                      |        |        |                              |              |                   |          |                           |                    |                     |                                |          |            |
| Now in house.....                                       | 2.7                  | .4     | 2.3    | -                            | -            | -                 | .5       | .2                        | 2.5                | 1.0                 | 2.5                            | .2       | -          |
| Looked at only this unit.....                           | -                    | -      | -      | -                            | -            | -                 | -        | -                         | -                  | -                   | -                              | -        | -          |
| Looked at houses or mobile homes only.....              | 1.8                  | .4     | 1.4    | -                            | -            | -                 | .1       | .2                        | 1.6                | .5                  | 1.6                            | .2       | -          |
| Looked at apartments too.....                           | .9                   | -      | .9     | -                            | -            | -                 | .4       | -                         | .9                 | .5                  | .9                             | -        | -          |
| Search not reported.....                                | -                    | -      | -      | -                            | -            | -                 | -        | -                         | -                  | -                   | -                              | -        | -          |
| Now in mobile home.....                                 | -                    | -      | -      | -                            | -            | -                 | -        | -                         | -                  | -                   | -                              | -        | -          |
| Looked at only this unit.....                           | -                    | -      | -      | -                            | -            | -                 | -        | -                         | -                  | -                   | -                              | -        | -          |
| Looked at houses or mobile homes only.....              | -                    | -      | -      | -                            | -            | -                 | -        | -                         | -                  | -                   | -                              | -        | -          |
| Looked at apartments too.....                           | -                    | -      | -      | -                            | -            | -                 | -        | -                         | -                  | -                   | -                              | -        | -          |
| Search not reported.....                                | -                    | -      | -      | -                            | -            | -                 | -        | -                         | -                  | -                   | -                              | -        | -          |
| Now in apartment.....                                   | 13.6                 | .7     | 12.9   | -                            | -            | .7                | 1.8      | .7                        | 13.1               | 7.3                 | 13.3                           | .1       | .1         |
| Looked at only this unit.....                           | .6                   | .1     | .4     | -                            | -            | -                 | .3       | .1                        | .3                 | .1                  | .6                             | -        | -          |
| Looked at apartments only.....                          | 7.2                  | .5     | 6.6    | -                            | -            | .4                | .8       | .4                        | 6.9                | 3.4                 | 6.9                            | .1       | .1         |
| Looked at houses or mobile homes too.....               | 5.2                  | -      | 5.2    | -                            | -            | .3                | .9       | .1                        | 5.2                | 3.3                 | 5.2                            | -        | -          |
| Search not reported.....                                | .7                   | -      | .7     | -                            | -            | .1                | .1       | -                         | .7                 | .5                  | .7                             | -        | -          |
| <b>Recent Mover Comparison to Previous Home</b>         |                      |        |        |                              |              |                   |          |                           |                    |                     |                                |          |            |
| Better home.....  | 6.9                  | .5     | 6.4    | -                            | -            | -                 | .8       | .2                        | 6.8                | 4.1                 | 6.9                            | -        | -          |
| Worse home.....   | 4.4                  | .2     | 4.3    | -                            | -            | .4                | 1.0      | .4                        | 4.2                | 2.1                 | 4.2                            | .1       | .1         |
| About the same.....                                     | 4.6                  | .1     | 4.5    | -                            | -            | .3                | .4       | .3                        | 4.5                | 2.0                 | 4.6                            | -        | -          |
| Not reported.....                                       | .3                   | .2     | .1     | -                            | -            | -                 | .1       | -                         | .1                 | -                   | .1                             | .2       | -          |
| <b>Recent Mover Comparison to Previous Neighborhood</b> |                      |        |        |                              |              |                   |          |                           |                    |                     |                                |          |            |
| Better neighborhood.....                                | 6.4                  | .5     | 5.9    | -                            | -            | .3                | 1.0      | .1                        | 6.1                | 3.6                 | 6.4                            | -        | -          |
| Worse neighborhood.....                                 | 4.5                  | -      | 4.5    | -                            | -            | .3                | .4       | .2                        | 4.3                | 2.5                 | 4.2                            | .1       | .1         |
| About the same.....                                     | 4.5                  | .3     | 4.2    | -                            | -            | .1                | .9       | .5                        | 4.5                | 1.9                 | 4.5                            | -        | -          |
| Same neighborhood.....                                  | .7                   | -      | .7     | -                            | -            | -                 | .1       | -                         | .7                 | .3                  | .7                             | -        | -          |
| Not reported.....                                       | .2                   | .2     | -      | -                            | -            | -                 | -        | -                         | -                  | -                   | -                              | .2       | -          |

<sup>1</sup>See back cover for details.

<sup>2</sup>Figures may not add to total because more than one category may apply to a unit.

**Table 5-12. Income Characteristics - Occupied Units with Black Householder**

[Numbers in thousands. For meaning of symbols, see text.]

| Characteristics   | Total occupied units | Tenure        |              | Housing unit characteristics |              |                   |              | Household characteristics |                    |                     | Selected subareas <sup>1</sup> |            |            |
|---|----------------------|---------------|--------------|------------------------------|--------------|-------------------|--------------|---------------------------|--------------------|---------------------|--------------------------------|------------|------------|
|   |                      | Owner         | Renter       | New construction 4 yrs       | Mobile homes | Physical problems |              | Elderly (65+)             | Moved in past year | Below poverty level | Area one                       | Area two   | Area three |
|   |                      |               |              |                              |              | Severe            | Moderate     |                           |                    |                     |                                |            |            |
| <b>Total</b> .....  | <b>58.3</b>          | <b>16.8</b>   | <b>41.5</b>  | <b>.2</b>                    | <b>-</b>     | <b>1.7</b>        | <b>6.1</b>   | <b>4.7</b>                | <b>15.6</b>        | <b>23.7</b>         | <b>57.2</b>                    | <b>1.0</b> | <b>.1</b>  |
| <b>Household Income</b>   |                      |               |              |                              |              |                   |              |                           |                    |                     |                                |            |            |
| Less than \$5,000.....  | 4.0                  | 1.1           | 2.9          | -                            | -            | .1                | .7           | .5                        | 1.0                | 4.0                 | 4.0                            | -          | -          |
| \$5,000 to \$9,999.....   | 20.7                 | 2.2           | 18.5         | -                            | -            | 1.1               | 1.9          | 2.1                       | 2.0                | 17.9                | 20.7                           | -          | -          |
| \$10,000 to \$14,999.....   | 8.6                  | 1.9           | 6.7          | -                            | -            | .5                | .9           | 1.0                       | 2.1                | 1.5                 | 8.6                            | -          | -          |
| \$15,000 to \$19,999.....   | 5.7                  | 1.6           | 4.0          | -                            | -            | -                 | .6           | .2                        | 1.4                | .3                  | 5.7                            | -          | -          |
| \$20,000 to \$24,999.....   | 5.7                  | 1.6           | 4.1          | -                            | -            | -                 | .3           | .6                        | .6                 | -                   | 5.6                            | .1         | -          |
| \$25,000 to \$29,999.....   | 2.7                  | 1.6           | 1.1          | -                            | -            | -                 | .1           | .2                        | .7                 | -                   | 2.7                            | -          | -          |
| \$30,000 to \$34,999.....   | 3.1                  | 1.2           | 2.0          | .2                           | -            | -                 | .2           | -                         | 1.2                | -                   | 3.1                            | -          | -          |
| \$35,000 to \$39,999.....   | 2.4                  | 1.5           | 1.0          | -                            | -            | -                 | -            | -                         | .3                 | -                   | 2.4                            | -          | -          |
| \$40,000 to \$49,999.....   | 2.3                  | 1.6           | .7           | -                            | -            | -                 | .2           | .2                        | .3                 | -                   | 2.3                            | -          | -          |
| \$50,000 to \$59,999.....   | .4                   | .3            | .1           | -                            | -            | -                 | -            | -                         | -                  | -                   | .3                             | .1         | -          |
| \$60,000 to \$79,999.....   | 1.4                  | 1.1           | .3           | -                            | -            | -                 | .2           | -                         | .1                 | -                   | 1.1                            | .2         | .1         |
| \$80,000 to \$99,999.....   | 1.0                  | .9            | .1           | -                            | -            | -                 | -            | -                         | -                  | -                   | .6                             | .4         | -          |
| \$100,000 to \$119,999.....   | -                    | -             | -            | -                            | -            | -                 | -            | -                         | -                  | -                   | -                              | -          | -          |
| \$120,000 or more.....  | .2                   | .2            | -            | -                            | -            | -                 | -            | -                         | -                  | -                   | -                              | .2         | -          |
| <b>Median</b> .....   | <b>12 589</b>        | <b>24 707</b> | <b>9 832</b> | <b>-</b>                     | <b>-</b>     | <b>-</b>          | <b>9 817</b> | <b>9 464</b>              | <b>9 258</b>       | <b>7 204</b>        | <b>12 259</b>                  | <b>-</b>   | <b>-</b>   |
| As percent of poverty level:  |                      |               |              |                              |              |                   |              |                           |                    |                     |                                |            |            |
| Less than 50 percent.....   | 4.4                  | 1.1           | 3.3          | -                            | -            | -                 | .7           | .4                        | 1.3                | 4.4                 | 4.4                            | -          | -          |
| 50 to 99.....   | 19.3                 | 2.1           | 17.2         | -                            | -            | 1.3               | 2.4          | 1.1                       | 6.9                | 18.3                | 19.3                           | -          | -          |
| 100 to 149.....   | 6.7                  | 1.9           | 5.2          | -                            | -            | -                 | .5           | 1.7                       | 1.4                | -                   | 7.1                            | -          | -          |
| 150 to 199.....   | 7.1                  | 1.1           | 5.6          | -                            | -            | .4                | .2           | .5                        | 2.2                | -                   | 6.7                            | -          | -          |
| 200 percent or more.....  | 20.8                 | 10.6          | 10.2         | .2                           | -            | -                 | 1.3          | 1.1                       | 3.7                | -                   | 18.7                           | 1.0        | .1         |
| <b>Income of Families and Primary Individuals</b>   |                      |               |              |                              |              |                   |              |                           |                    |                     |                                |            |            |
| Less than \$5,000.....  | 4.3                  | 1.1           | 3.2          | -                            | -            | .1                | .7           | .5                        | 1.3                | 4.0                 | 4.3                            | -          | -          |
| \$5,000 to \$9,999.....   | 21.3                 | 2.2           | 19.1         | -                            | -            | 1.1               | 1.9          | 2.1                       | 8.2                | 17.9                | 21.3                           | -          | -          |
| \$10,000 to \$14,999.....   | 8.5                  | 1.9           | 6.5          | -                            | -            | .5                | .9           | 1.0                       | 2.1                | 1.5                 | 8.5                            | -          | -          |
| \$15,000 to \$19,999.....   | 5.4                  | 1.6           | 3.8          | -                            | -            | -                 | .6           | .2                        | 1.2                | .3                  | 5.4                            | -          | -          |
| \$20,000 to \$24,999.....   | 5.9                  | 1.8           | 4.1          | -                            | -            | -                 | .3           | .6                        | .8                 | -                   | 5.8                            | .1         | -          |
| \$25,000 to \$29,999.....   | 3.0                  | 1.8           | 1.4          | -                            | -            | -                 | .1           | .2                        | .7                 | -                   | 3.0                            | -          | -          |
| \$30,000 to \$34,999.....   | 2.4                  | 1.0           | 1.5          | .2                           | -            | -                 | .2           | -                         | .9                 | -                   | 2.4                            | -          | -          |
| \$35,000 to \$39,999.....   | 2.4                  | 1.5           | 1.0          | -                            | -            | -                 | -            | -                         | .3                 | -                   | 2.4                            | -          | -          |
| \$40,000 to \$49,999.....   | 2.2                  | 1.7           | .4           | -                            | -            | -                 | .2           | .2                        | .1                 | -                   | 2.2                            | -          | -          |
| \$50,000 to \$59,999.....   | .4                   | .3            | .1           | -                            | -            | -                 | -            | -                         | -                  | -                   | .3                             | .1         | -          |
| \$60,000 to \$79,999.....   | 1.5                  | 1.2           | .3           | -                            | -            | -                 | .2           | -                         | .1                 | -                   | 1.0                            | .4         | .1         |
| \$80,000 to \$99,999.....   | .8                   | .7            | .1           | -                            | -            | -                 | -            | -                         | -                  | -                   | .8                             | .2         | -          |
| \$100,000 to \$119,999.....   | -                    | -             | -            | -                            | -            | -                 | -            | -                         | -                  | -                   | -                              | -          | -          |
| \$120,000 or more.....  | .2                   | .2            | -            | -                            | -            | -                 | -            | -                         | -                  | -                   | -                              | .2         | -          |
| <b>Median</b> .....   | <b>12 084</b>        | <b>24 217</b> | <b>9 591</b> | <b>-</b>                     | <b>-</b>     | <b>-</b>          | <b>9 817</b> | <b>9 464</b>              | <b>8 986</b>       | <b>7 204</b>        | <b>11 749</b>                  | <b>-</b>   | <b>-</b>   |
| <b>Income Sources of Families and Primary Individuals</b>   |                      |               |              |                              |              |                   |              |                           |                    |                     |                                |            |            |
| Wages and salaries.....   | 35.7                 | 12.5          | 23.2         | .2                           | -            | .7                | 2.0          | .9                        | 7.5                | 6.0                 | 34.5                           | 1.0        | .1         |
| Wages and salaries were majority of income<br>2 or more people each earned over 20% of<br>wages and salaries..... | 31.6                 | 11.3          | 20.3         | .2                           | -            | .6                | 1.7          | .6                        | 7.0                | 3.7                 | 30.4                           | 1.0        | .1         |
| Business, farm, or ranch.....   | 11.6                 | 5.5           | 6.1          | .2                           | -            | -                 | .7           | -                         | 2.3                | .9                  | 10.8                           | .7         | .1         |
| Social security or pensions.....  | 1.2                  | 1.1           | .1           | -                            | -            | -                 | -            | -                         | .1                 | .3                  | 1.0                            | .2         | -          |
| Interest or dividend(s).....  | 11.4                 | 5.1           | 6.3          | -                            | -            | .1                | .7           | 4.4                       | 1.2                | 4.4                 | 11.4                           | -          | -          |
| Rental income.....  | 2.4                  | 1.6           | .8           | -                            | -            | -                 | -            | -                         | .1                 | .4                  | 2.2                            | .2         | -          |
| With lodger(s).....   | 5.6                  | 5.1           | .5           | -                            | -            | -                 | .2           | .4                        | .2                 | .7                  | 5.0                            | .6         | -          |
| With lodger(s).....   | .2                   | .2            | -            | -                            | -            | -                 | .2           | -                         | -                  | -                   | .2                             | -          | -          |
| Welfare or SSI.....   | 22.1                 | 2.5           | 19.6         | -                            | -            | .9                | 2.9          | 1.6                       | 8.1                | 17.6                | 22.1                           | -          | -          |
| Alimony or child support.....   | 4.0                  | .9            | 3.1          | -                            | -            | .2                | .7           | -                         | .5                 | 2.1                 | 4.0                            | -          | -          |
| Other.....  | 3.7                  | .6            | 3.1          | -                            | -            | -                 | .3           | .2                        | .7                 | .8                  | 3.6                            | .1         | -          |
| <b>Amount of Savings and Investments</b>  |                      |               |              |                              |              |                   |              |                           |                    |                     |                                |            |            |
| Income of \$25,000 or less.....   | 45.4                 | 6.7           | 36.7         | -                            | -            | 1.7               | 4.4          | 4.4                       | 13.5               | 23.7                | 45.3                           | .1         | -          |
| No savings or investments.....  | 32.8                 | 5.1           | 27.8         | -                            | -            | 1.3               | 3.4          | 2.2                       | 10.7               | 20.0                | 32.8                           | -          | -          |
| \$25,000 or less.....   | 10.7                 | 3.1           | 7.7          | -                            | -            | .2                | .9           | 2.1                       | 2.5                | 3.1                 | 10.6                           | .1         | -          |
| More than \$25,000.....   | .2                   | -             | .2           | -                            | -            | -                 | -            | -                         | -                  | -                   | .2                             | -          | -          |
| Not reported.....   | 1.6                  | .8            | 1.1          | -                            | -            | .1                | .1           | -                         | .3                 | .6                  | 1.6                            | -          | -          |
| <b>Food Stamps</b>  |                      |               |              |                              |              |                   |              |                           |                    |                     |                                |            |            |
| Income of \$25,000 or less.....   | 45.4                 | 6.7           | 36.7         | -                            | -            | 1.7               | 4.4          | 4.4                       | 13.5               | 23.7                | 45.3                           | .1         | -          |
| Family members received food stamps.....  | 18.8                 | 1.6           | 17.2         | -                            | -            | 1.2               | 3.1          | 1.1                       | 6.8                | 15.8                | 18.8                           | -          | -          |
| Did not receive food stamps.....  | 25.7                 | 6.9           | 18.8         | -                            | -            | .5                | 1.3          | 3.2                       | 6.7                | 7.9                 | 25.6                           | .1         | -          |
| Not reported.....   | .9                   | .2            | .7           | -                            | -            | -                 | -            | -                         | .2                 | -                   | .9                             | -          | -          |
| <b>Rent Reductions</b>  |                      |               |              |                              |              |                   |              |                           |                    |                     |                                |            |            |
| No subsidy or income reporting.....   | 33.4                 | ...           | 33.4         | .2                           | -            | 1.6               | 3.6          | 1.5                       | 12.7               | 14.8                | 33.0                           | .2         | .1         |
| Rent control.....   | ...                  | ...           | ...          | -                            | -            | -                 | -            | -                         | -                  | -                   | -                              | -          | -          |
| No rent control.....  | 33.4                 | ...           | 33.4         | .2                           | -            | 1.6               | 3.6          | 1.5                       | 12.7               | 14.8                | 33.0                           | .2         | .1         |
| Reduced by owner.....   | 2.5                  | ...           | 2.5          | -                            | -            | .1                | .4           | .3                        | .7                 | .7                  | 2.5                            | -          | -          |
| Not reduced by owner.....   | 30.9                 | ...           | 30.9         | .2                           | -            | 1.5               | 3.6          | 1.1                       | 12.4               | 14.1                | 30.6                           | .2         | .1         |
| Owner reduction not reported.....   | -                    | ...           | -            | -                            | -            | -                 | -            | -                         | -                  | -                   | -                              | -          | -          |
| Rent control not reported.....  | -                    | ...           | -            | -                            | -            | -                 | -            | -                         | -                  | -                   | -                              | -          | -          |
| Owned by public housing authority.....  | 3.8                  | ...           | 3.8          | -                            | -            | .1                | .9           | .5                        | 1.0                | 2.1                 | 3.8                            | -          | -          |
| Other, Federal subsidy.....   | 3.0                  | ...           | 3.0          | -                            | -            | -                 | -            | .6                        | .8                 | 2.6                 | 3.0                            | -          | -          |
| Other, State or local subsidy.....  | .8                   | ...           | .8           | -                            | -            | -                 | -            | -                         | .4                 | .7                  | .8                             | -          | -          |
| Other, income verification.....   | .4                   | ...           | .4           | -                            | -            | -                 | -            | .1                        | -                  | .3                  | .4                             | -          | -          |
| Subsidy or income verification not reported.....  | -                    | ...           | -            | -                            | -            | -                 | -            | -                         | -                  | -                   | -                              | -          | -          |

<sup>1</sup>See back cover for details.

**Table 5-13. Selected Housing Costs - Occupied Units with Black Householder**

[Numbers in thousands. For meaning of symbols, see text.]

| Characteristics   | Total occupied units | Tenure |        | Housing unit characteristics |              |                   |          | Household characteristics |                    |                     | Selected subareas <sup>1</sup> |          |            |
|---|----------------------|--------|--------|------------------------------|--------------|-------------------|----------|---------------------------|--------------------|---------------------|--------------------------------|----------|------------|
|   |                      | Owner  | Renter | New construction 4 yrs       | Mobile homes | Physical problems |          | Elderly (65+)             | Moved in past year | Below poverty level | Area one                       | Area two | Area three |
|   |                      |        |        |                              |              | Severe            | Moderate |                           |                    |                     |                                |          |            |
| <b>Total</b> .....  | 58.3                 | 16.8   | 41.5   | .2                           | -            | 1.7               | 5.1      | 4.7                       | 15.6               | 23.7                | 57.2                           | 1.0      | .1         |
| <b>Monthly Housing Costs</b>  |                      |        |        |                              |              |                   |          |                           |                    |                     |                                |          |            |
| Less than \$100.....  | .4                   | -      | .4     | -                            | -            | -                 | -        | 2                         | .1                 | .2                  | .4                             | -        | -          |
| \$100 to \$199.....   | 5.3                  | .3     | 5.0    | -                            | -            | .3                | .5       | .7                        | 1.2                | 3.7                 | 5.3                            | -        | -          |
| \$200 to \$249.....   | 2.3                  | 1.0    | 1.3    | -                            | -            | .1                | .1       | .7                        | .5                 | 1.0                 | 2.3                            | -        | -          |
| \$250 to \$299.....   | 4.8                  | 1.0    | 3.8    | -                            | -            | .1                | .9       | .5                        | 1.6                | 2.4                 | 4.8                            | -        | -          |
| \$300 to \$349.....   | 6.3                  | 1.1    | 5.2    | -                            | -            | .2                | .3       | .3                        | 2.1                | 2.8                 | 6.3                            | -        | -          |
| \$350 to \$399.....   | 6.8                  | .9     | 5.9    | -                            | -            | .1                | .8       | .9                        | 2.4                | 2.6                 | 6.8                            | -        | -          |
| \$400 to \$449.....   | 9.3                  | 1.7    | 7.6    | -                            | -            | .3                | 1.3      | .5                        | 2.8                | 4.3                 | 9.3                            | -        | -          |
| \$450 to \$499.....   | 6.3                  | 1.6    | 4.7    | -                            | -            | .3                | .3       | .3                        | 1.4                | 2.3                 | 6.3                            | -        | -          |
| \$500 to \$599.....   | 6.1                  | 1.9    | 4.3    | -                            | -            | .2                | .3       | .1                        | 1.8                | 2.6                 | 5.9                            | .2       | -          |
| \$600 to \$699.....   | 4.3                  | 2.4    | 2.0    | .2                           | -            | .3                | .3       | .3                        | .9                 | .8                  | 4.3                            | -        | -          |
| \$700 to \$799.....   | 3.2                  | 2.7    | .5     | -                            | -            | -                 | .2       | .2                        | .2                 | .2                  | 3.1                            | -        | .1         |
| \$800 to \$999.....   | 1.4                  | 1.4    | -      | -                            | -            | -                 | -        | -                         | -                  | .2                  | 1.2                            | .2       | -          |
| \$1,000 to \$1,249.....   | .4                   | .4     | -      | -                            | -            | -                 | -        | -                         | -                  | -                   | .4                             | .4       | -          |
| \$1,250 to \$1,499.....   | .6                   | .2     | .4     | -                            | -            | -                 | .1       | -                         | .2                 | .4                  | .6                             | -        | -          |
| \$1,500 or more.....  | -                    | -      | -      | -                            | -            | -                 | -        | -                         | -                  | .4                  | -                              | -        | -          |
| No cash rent.....   | .5                   | -      | .5     | -                            | -            | -                 | -        | .3                        | .2                 | -                   | .5                             | -        | -          |
| Mortgage payment not reported.....  | .3                   | .3     | -      | -                            | -            | -                 | -        | -                         | .1                 | .1                  | .1                             | .2       | -          |
| Median (excludes no cash rent).....   | 415                  | 536    | 391    | -                            | -            | -                 | 390      | 311                       | 395                | 382                 | 413                            | -        | -          |
| <b>Median Monthly Housing Costs For Owners</b>                                  |                      |        |        |                              |              |                   |          |                           |                    |                     |                                |          |            |
| Monthly costs including all mortgages plus maintenance costs.....               | 559                  | 559    | -      | -                            | -            | -                 | -        | -                         | -                  | -                   | 547                            | -        | -          |
| Monthly costs excluding 2nd and subsequent mortgages and maintenance costs..... | 523                  | 523    | -      | -                            | -            | -                 | -        | -                         | -                  | -                   | 509                            | -        | -          |
| <b>Monthly Housing Costs as Percent of Income</b>                               |                      |        |        |                              |              |                   |          |                           |                    |                     |                                |          |            |
| Less than 5 percent.....  | -                    | -      | -      | -                            | -            | -                 | -        | -                         | -                  | -                   | -                              | -        | -          |
| 5 to 9 percent.....   | 1.7                  | 1.3    | .4     | -                            | -            | -                 | .2       | -                         | -                  | -                   | 1.7                            | -        | -          |
| 10 to 14 percent.....   | 3.2                  | 1.3    | 1.8    | -                            | -            | -                 | -        | -                         | .3                 | -                   | 2.7                            | .3       | -          |
| 15 to 19 percent.....   | 5.6                  | 2.4    | 3.2    | -                            | -            | .1                | .5       | .8                        | 1.4                | .1                  | 5.3                            | .4       | .1         |
| 20 to 24 percent.....   | 5.2                  | 2.4    | 2.8    | -                            | -            | -                 | .4       | .6                        | .5                 | .6                  | 5.2                            | -        | -          |
| 25 to 29 percent.....   | 9.8                  | 1.9    | 7.9    | .2                           | -            | .1                | 1.0      | .6                        | 3.1                | 2.2                 | 9.7                            | .1       | -          |
| 30 to 34 percent.....   | 3.7                  | 1.7    | 1.9    | -                            | -            | -                 | .2       | .2                        | .6                 | .3                  | 3.7                            | -        | -          |
| 35 to 39 percent.....   | 3.0                  | .8     | 2.1    | -                            | -            | -                 | .2       | .3                        | .5                 | .2                  | 3.0                            | -        | -          |
| 40 to 49 percent.....   | 4.3                  | .7     | 3.6    | -                            | -            | .2                | .3       | .2                        | .2                 | .2                  | 4.3                            | -        | -          |
| 50 to 59 percent.....   | 3.2                  | .6     | 2.6    | -                            | -            | .2                | .3       | .7                        | 1.0                | 2.0                 | 3.2                            | -        | -          |
| 60 to 69 percent.....   | 6.4                  | .9     | 5.5    | -                            | -            | .4                | .4       | .2                        | 1.5                | 2.5                 | 6.4                            | -        | -          |
| 70 to 99 percent.....   | 6.5                  | 1.7    | 4.8    | -                            | -            | .6                | .6       | .7                        | 2.7                | 5.5                 | 6.5                            | -        | -          |
| 100 percent or more <sup>2</sup> .....  | 4.4                  | .5     | 3.8    | -                            | -            | -                 | .3       | .1                        | 1.2                | 5.6                 | 4.4                            | -        | -          |
| Zero or negative income.....  | .7                   | .2     | .5     | -                            | -            | -                 | .3       | .1                        | .2                 | 3.8                 | .7                             | -        | -          |
| No cash rent.....   | .5                   | -      | .5     | -                            | -            | -                 | .3       | .2                        | .1                 | .7                  | .5                             | -        | -          |
| Mortgage payment not reported.....  | .3                   | .3     | -      | -                            | -            | -                 | -        | .2                        | .1                 | .1                  | .1                             | .2       | -          |
| Median (excludes 3 previous lines).....   | 34                   | 27     | 40     | -                            | -            | -                 | 39       | 35                        | 51                 | 66                  | 35                             | -        | -          |
| <b>Rent Paid by Lodgers</b>   |                      |        |        |                              |              |                   |          |                           |                    |                     |                                |          |            |
| Lodgers in housing units.....   | .2                   | .2     | -      | -                            | -            | -                 | .2       | -                         | -                  | -                   | .2                             | -        | -          |
| Less than \$100 per month.....  | .2                   | .2     | -      | -                            | -            | -                 | .2       | -                         | -                  | -                   | .2                             | -        | -          |
| \$100 to \$199.....   | -                    | -      | -      | -                            | -            | -                 | -        | -                         | -                  | -                   | -                              | -        | -          |
| \$200 to \$299.....   | -                    | -      | -      | -                            | -            | -                 | -        | -                         | -                  | -                   | -                              | -        | -          |
| \$300 to \$399.....   | -                    | -      | -      | -                            | -            | -                 | -        | -                         | -                  | -                   | -                              | -        | -          |
| \$400 or more per month.....  | -                    | -      | -      | -                            | -            | -                 | -        | -                         | -                  | -                   | -                              | -        | -          |
| Not reported.....   | -                    | -      | -      | -                            | -            | -                 | -        | -                         | -                  | -                   | -                              | -        | -          |
| Median.....   | -                    | -      | -      | -                            | -            | -                 | -        | -                         | -                  | -                   | -                              | -        | -          |
| <b>Monthly Cost Paid for Electricity</b>  |                      |        |        |                              |              |                   |          |                           |                    |                     |                                |          |            |
| Electricity used.....   | 58.3                 | 16.8   | 41.5   | .2                           | -            | 1.7               | 5.1      | 4.7                       | 15.6               | 23.7                | 57.2                           | 1.0      | .1         |
| Less than \$25.....   | 10.5                 | 1.8    | 8.7    | -                            | -            | .2                | 1.0      | .7                        | 3.6                | 3.1                 | 10.4                           | .1       | -          |
| \$25 to \$49.....   | 23.3                 | 7.4    | 15.9   | .2                           | -            | .8                | 1.0      | 1.1                       | 6.3                | 9.9                 | 23.0                           | .3       | -          |
| \$50 to \$74.....   | 12.0                 | 5.1    | 6.9    | -                            | -            | .1                | 1.3      | 1.5                       | 2.2                | 4.1                 | 11.5                           | .8       | -          |
| \$75 to \$99.....   | 3.8                  | 1.5    | 2.3    | -                            | -            | .1                | .5       | .1                        | .8                 | 1.7                 | 3.8                            | -        | -          |
| \$100 to \$149.....   | 2.4                  | .6     | 1.8    | -                            | -            | .1                | .4       | .4                        | .4                 | 1.3                 | 2.3                            | -        | .1         |
| \$150 to \$199.....   | .6                   | .5     | .1     | -                            | -            | -                 | .4       | .1                        | .3                 | .3                  | .6                             | -        | -          |
| \$200 or more.....  | .1                   | -      | .1     | -                            | -            | -                 | -        | -                         | .1                 | .1                  | .1                             | -        | -          |
| Median.....   | 42                   | 47     | 40     | -                            | -            | 63                | 54       | 37                        | 49                 | 42                  | 42                             | -        | -          |
| Included in rent, other fee, or obtained free.....                              | 5.5                  | -      | 5.5    | -                            | -            | .5                | .9       | .7                        | 2.2                | 3.1                 | 5.5                            | -        | -          |
| <b>Monthly Cost Paid for Piped Gas</b>  |                      |        |        |                              |              |                   |          |                           |                    |                     |                                |          |            |
| Piped gas used.....   | 55.0                 | 16.2   | 38.8   | .2                           | -            | 1.6               | 5.0      | 3.6                       | 15.1               | 22.4                | 54.1                           | .8       | -          |
| Less than \$25.....   | 5.2                  | 1.7    | 3.5    | -                            | -            | .2                | .6       | 1.0                       | 1.8                | 2.0                 | 5.2                            | -        | -          |
| \$25 to \$49.....   | 5.9                  | 2.0    | 3.8    | -                            | -            | .1                | .4       | .1                        | 1.7                | 2.6                 | 5.9                            | -        | -          |
| \$50 to \$74.....   | 11.1                 | 4.1    | 7.0    | .2                           | -            | -                 | .7       | .5                        | 2.9                | 3.8                 | 10.9                           | .2       | -          |
| \$75 to \$99.....   | 8.8                  | 2.8    | 5.9    | -                            | -            | .2                | 1.0      | 1.2                       | 2.0                | 3.9                 | 8.8                            | .2       | -          |
| \$100 to \$149.....   | 10.2                 | 3.1    | 7.0    | -                            | -            | .7                | .7       | .6                        | 2.7                | 4.1                 | 10.0                           | .2       | -          |
| \$150 to \$199.....   | 2.9                  | 1.3    | 1.6    | -                            | -            | -                 | .3       | -                         | .4                 | 1.1                 | 2.9                            | -        | -          |
| \$200 or more.....  | 2.0                  | 1.0    | 1.0    | -                            | -            | -                 | .2       | -                         | .3                 | .8                  | 2.0                            | -        | -          |
| Median.....   | 77                   | 77     | 77     | -                            | -            | 80                | 71       | 79                        | 79                 | 77                  | 77                             | -        | -          |
| Included in rent, other fee, or obtained free.....                              | 8.9                  | -      | 8.9    | -                            | -            | .3                | 1.1      | .1                        | 3.4                | 4.3                 | 8.7                            | .2       | -          |
| <b>Average Monthly Cost Paid for Fuel Oil</b>                                   |                      |        |        |                              |              |                   |          |                           |                    |                     |                                |          |            |
| Fuel oil used.....  | 6.1                  | 3.5    | 2.6    | -                            | -            | .3                | .4       | 1.4                       | 1.2                | 1.7                 | 6.1                            | -        | -          |
| Less than \$25.....   | .8                   | .4     | .3     | -                            | -            | -                 | -        | .1                        | .1                 | .3                  | .8                             | -        | -          |
| \$25 to \$49.....   | 1.5                  | .8     | .8     | -                            | -            | -                 | -        | .6                        | .3                 | .4                  | 1.5                            | -        | -          |
| \$50 to \$74.....   | 1.1                  | .5     | .6     | -                            | -            | -                 | -        | .3                        | .2                 | .5                  | 1.1                            | -        | -          |
| \$75 to \$99.....   | 1.0                  | .7     | .3     | -                            | -            | -                 | -        | .2                        | .2                 | .2                  | 1.0                            | -        | -          |
| \$100 to \$149.....   | .6                   | .6     | -      | -                            | -            | -                 | -        | .4                        | .2                 | .2                  | .6                             | -        | -          |
| \$150 to \$199.....   | .2                   | .2     | -      | -                            | -            | -                 | -        | -                         | .3                 | .8                  | .2                             | -        | -          |
| \$200 or more.....  | -                    | -      | -      | -                            | -            | -                 | -        | -                         | -                  | -                   | -                              | -        | -          |
| Median.....   | 59                   | -      | -      | -                            | -            | -                 | -        | -                         | -                  | -                   | 59                             | -        | -          |
| Included in rent, other fee, or obtained free.....                              | 1.1                  | .3     | .7     | -                            | -            | .3                | .1       | -                         | .4                 | .3                  | 1.1                            | -        | -          |
| <b>Property Insurance</b>   |                      |        |        |                              |              |                   |          |                           |                    |                     |                                |          |            |
| Property insurance paid.....  | 20.6                 | 14.8   | 5.8    | -                            | -            | .1                | .6       | 2.3                       | 2.0                | 3.2                 | 19.7                           | .8       | .1         |
| Median per month.....   | 15                   | 18     | 10     | -                            | -            | -                 | -        | -                         | -                  | -                   | 15                             | -        | -          |

Table 5-13. Selected Housing Costs - Occupied Units with Black Householder—Con.

[Numbers in thousands. For meaning of symbols, see text.]

| Characteristics  | Total occupied units | Tenure |        | Housing unit characteristics |              |                   |          | Household characteristics |                    |                     | Selected subareas <sup>1</sup> |          |            |
|--|----------------------|--------|--------|------------------------------|--------------|-------------------|----------|---------------------------|--------------------|---------------------|--------------------------------|----------|------------|
|  |                      | Owner  | Renter | New construction 4 yrs       | Mobile homes | Physical problems |          | Elderly (65+)             | Moved in past year | Below poverty level | Area one                       | Area two | Area three |
|  |                      |        |        |                              |              | Severe            | Moderate |                           |                    |                     |                                |          |            |
| <b>Monthly Costs Paid for Selected Utilities and Fuels</b> |                      |        |        |                              |              |                   |          |                           |                    |                     |                                |          |            |
| Water paid separately                                      | 17.6                 | 15.9   | 1.7    | .2                           | --           | --                | .4       | 2.4                       | .9                 | 3.5                 | 16.8                           | .8       | --         |
| Median   | 19                   | 18     | --     | --                           | --           | --                | --       | --                        | --                 | --                  | 19                             | --       | --         |
| Trash paid separately                                      | --                   | --     | --     | --                           | --           | --                | --       | --                        | --                 | --                  | --                             | --       | --         |
| Median   | --                   | --     | --     | --                           | --           | --                | --       | --                        | --                 | --                  | --                             | --       | --         |
| Bottled gas paid separately                                | --                   | --     | --     | --                           | --           | --                | --       | --                        | --                 | --                  | --                             | --       | --         |
| Median   | --                   | --     | --     | --                           | --           | --                | --       | --                        | --                 | --                  | --                             | --       | --         |
| Other fuel paid separately                                 | .1                   | .1     | --     | --                           | --           | --                | --       | --                        | --                 | .1                  | .1                             | --       | --         |
| Median   | --                   | --     | --     | --                           | --           | --                | --       | --                        | --                 | --                  | --                             | --       | --         |
| <b>OWNER OCCUPIED UNITS</b>                                |                      |        |        |                              |              |                   |          |                           |                    |                     |                                |          |            |
| Total  | 16.8                 | 16.8   | --     | --                           | --           | --                | .6       | 2.1                       | .7                 | 3.3                 | 16.1                           | .8       | --         |
| <b>Cost and Ownership Sharing</b>                          |                      |        |        |                              |              |                   |          |                           |                    |                     |                                |          |            |
| Ownership shared by person not living here                 | 1.1                  | 1.1    | --     | --                           | --           | --                | --       | --                        | --                 | --                  | .9                             | .2       | --         |
| Costs shared by person not living here                     | --                   | --     | --     | --                           | --           | --                | --       | --                        | --                 | --                  | --                             | --       | --         |
| Costs not shared   | 1.1                  | 1.1    | --     | --                           | --           | --                | --       | --                        | --                 | --                  | .9                             | .2       | --         |
| Cost sharing not reported                                  | --                   | --     | --     | --                           | --           | --                | --       | --                        | --                 | --                  | --                             | --       | --         |
| Ownership not shared                                       | 15.5                 | 15.5   | --     | --                           | --           | --                | .6       | 2.1                       | .8                 | 3.1                 | 15.1                           | .4       | --         |
| Costs shared by person not living here                     | .3                   | .3     | --     | --                           | --           | --                | --       | --                        | --                 | --                  | .3                             | --       | --         |
| Costs not shared   | 15.2                 | 15.2   | --     | --                           | --           | --                | .6       | 2.1                       | .8                 | 3.1                 | 14.8                           | .4       | --         |
| Cost sharing not reported                                  | --                   | --     | --     | --                           | --           | --                | --       | --                        | .1                 | .1                  | --                             | .2       | --         |
| Ownership sharing not reported                             | .3                   | .3     | --     | --                           | --           | --                | --       | --                        | --                 | --                  | .1                             | .2       | --         |
| <b>Monthly Payment for Principal and Interest</b>          |                      |        |        |                              |              |                   |          |                           |                    |                     |                                |          |            |
| Less than \$100  | 1.1                  | 1.1    | --     | --                           | --           | --                | .2       | .4                        | --                 | --                  | 1.1                            | --       | --         |
| \$100 to \$199   | 3.3                  | 3.3    | --     | --                           | --           | --                | --       | .3                        | .2                 | 1.3                 | 3.3                            | --       | --         |
| \$200 to \$249   | 1.4                  | 1.4    | --     | --                           | --           | --                | --       | --                        | --                 | .4                  | 1.4                            | --       | --         |
| \$250 to \$299   | 1.0                  | 1.0    | --     | --                           | --           | --                | --       | .2                        | --                 | --                  | 1.0                            | --       | --         |
| \$300 to \$349   | 1.8                  | 1.8    | --     | --                           | --           | --                | .2       | .2                        | --                 | .1                  | 1.8                            | --       | --         |
| \$350 to \$399   | 1.4                  | 1.4    | --     | --                           | --           | --                | --       | --                        | --                 | --                  | 1.4                            | --       | --         |
| \$400 to \$449   | .9                   | .9     | --     | --                           | --           | --                | --       | --                        | --                 | --                  | .9                             | --       | --         |
| \$450 to \$499   | .5                   | .5     | --     | --                           | --           | --                | --       | --                        | --                 | --                  | .5                             | --       | --         |
| \$500 to \$599   | 1.5                  | 1.5    | --     | --                           | --           | --                | .2       | .2                        | .2                 | .2                  | 1.3                            | .2       | --         |
| \$600 to \$699   | --                   | --     | --     | --                           | --           | --                | --       | --                        | --                 | --                  | --                             | .2       | --         |
| \$700 to \$799   | .4                   | .4     | --     | --                           | --           | --                | --       | --                        | --                 | --                  | .2                             | .2       | --         |
| \$800 to \$999   | .2                   | .2     | --     | --                           | --           | --                | --       | --                        | --                 | --                  | .2                             | .2       | --         |
| \$1,000 to \$1,249   | --                   | --     | --     | --                           | --           | --                | --       | --                        | --                 | --                  | --                             | .2       | --         |
| \$1,250 to \$1,499   | --                   | --     | --     | --                           | --           | --                | --       | --                        | --                 | --                  | --                             | .2       | --         |
| \$1,500 or more  | --                   | --     | --     | --                           | --           | --                | --       | --                        | --                 | --                  | --                             | .2       | --         |
| Not reported   | .3                   | .3     | --     | --                           | --           | --                | --       | --                        | .1                 | .1                  | .1                             | .2       | --         |
| Median   | 298                  | 298    | --     | --                           | --           | --                | --       | --                        | --                 | --                  | 283                            | --       | --         |
| <b>Average Monthly Cost Paid for Real Estate Taxes</b>     |                      |        |        |                              |              |                   |          |                           |                    |                     |                                |          |            |
| Less than \$25   | .3                   | .3     | --     | --                           | --           | --                | .2       | --                        | .1                 | .1                  | .3                             | --       | --         |
| \$25 to \$49   | 1.2                  | 1.2    | --     | --                           | --           | --                | .2       | --                        | --                 | .3                  | 1.2                            | --       | --         |
| \$50 to \$74   | 3.6                  | 3.6    | --     | --                           | --           | --                | .2       | .9                        | .4                 | .7                  | 3.6                            | --       | --         |
| \$75 to \$99   | 2.7                  | 2.7    | --     | --                           | --           | --                | .2       | .2                        | .2                 | .7                  | 2.7                            | --       | --         |
| \$100 to \$149   | 5.0                  | 5.0    | --     | --                           | --           | --                | .2       | .2                        | .2                 | .7                  | 5.0                            | --       | --         |
| \$150 to \$199   | 3.1                  | 3.1    | --     | --                           | --           | --                | .2       | .3                        | .6                 | .6                  | 2.9                            | .2       | --         |
| \$200 or more  | 1.0                  | 1.0    | --     | --                           | --           | --                | .2       | .3                        | .5                 | .5                  | 1.0                            | .6       | --         |
| Median   | 107                  | 107    | --     | --                           | --           | --                | --       | --                        | --                 | --                  | 103                            | --       | --         |
| <b>Annual Taxes Paid Per \$1,000 Value</b>                 |                      |        |        |                              |              |                   |          |                           |                    |                     |                                |          |            |
| Less than \$5  | .1                   | .1     | --     | --                           | --           | --                | --       | --                        | --                 | --                  | .1                             | --       | --         |
| \$5 to \$9   | --                   | --     | --     | --                           | --           | --                | --       | --                        | --                 | --                  | --                             | --       | --         |
| \$10 to \$14   | .1                   | .1     | --     | --                           | --           | --                | --       | --                        | --                 | .1                  | .1                             | --       | --         |
| \$15 to \$19   | .6                   | .6     | --     | --                           | --           | --                | .2       | --                        | --                 | --                  | .4                             | .2       | --         |
| \$20 to \$24   | 2.6                  | 2.6    | --     | --                           | --           | --                | .7       | .1                        | .3                 | .3                  | 2.5                            | .2       | --         |
| \$25 or more   | 13.3                 | 13.3   | --     | --                           | --           | --                | .4       | 1.3                       | .6                 | 2.8                 | 12.9                           | .4       | --         |
| Median   | 25+                  | 25+    | --     | --                           | --           | --                | --       | --                        | --                 | --                  | 25+                            | --       | --         |
| <b>Routine Maintenance in Last Year</b>                    |                      |        |        |                              |              |                   |          |                           |                    |                     |                                |          |            |
| Less than \$25 per month                                   | 10.3                 | 10.3   | --     | --                           | --           | --                | .6       | 1.7                       | .4                 | 2.0                 | 9.9                            | .4       | --         |
| \$25 to \$49   | 2.7                  | 2.7    | --     | --                           | --           | --                | --       | .1                        | --                 | .9                  | 2.7                            | --       | --         |
| \$50 to \$74   | .7                   | .7     | --     | --                           | --           | --                | --       | --                        | --                 | --                  | .5                             | .2       | --         |
| \$75 to \$99   | 1.1                  | 1.1    | --     | --                           | --           | --                | --       | --                        | --                 | --                  | 1.1                            | --       | --         |
| \$100 to \$149   | 1.0                  | 1.0    | --     | --                           | --           | --                | --       | .2                        | --                 | .2                  | 1.0                            | --       | --         |
| \$150 to \$199   | .6                   | .6     | --     | --                           | --           | --                | --       | --                        | .2                 | --                  | .6                             | --       | --         |
| \$200 or more per month                                    | .1                   | .1     | --     | --                           | --           | --                | --       | --                        | --                 | --                  | .1                             | --       | --         |
| Not reported   | .3                   | .3     | --     | --                           | --           | --                | --       | --                        | .1                 | .1                  | .1                             | .1       | --         |
| Median   | 25-                  | 25-    | --     | --                           | --           | --                | --       | --                        | --                 | --                  | 25-                            | --       | --         |
| <b>Condominium and Cooperative Fee</b>                     |                      |        |        |                              |              |                   |          |                           |                    |                     |                                |          |            |
| Fee paid   | .1                   | .1     | --     | --                           | --           | --                | --       | --                        | --                 | --                  | .1                             | --       | --         |
| Less than \$25 per month                                   | --                   | --     | --     | --                           | --           | --                | --       | --                        | --                 | --                  | --                             | --       | --         |
| \$25 to \$49   | --                   | --     | --     | --                           | --           | --                | --       | --                        | --                 | --                  | --                             | --       | --         |
| \$50 to \$74   | .1                   | .1     | --     | --                           | --           | --                | --       | --                        | --                 | --                  | .1                             | --       | --         |
| \$75 to \$99   | --                   | --     | --     | --                           | --           | --                | --       | --                        | --                 | --                  | --                             | --       | --         |
| \$100 to \$149   | --                   | --     | --     | --                           | --           | --                | --       | --                        | --                 | --                  | --                             | --       | --         |
| \$150 to \$199   | --                   | --     | --     | --                           | --           | --                | --       | --                        | --                 | --                  | --                             | --       | --         |
| \$200 or more per month                                    | --                   | --     | --     | --                           | --           | --                | --       | --                        | --                 | --                  | --                             | --       | --         |
| Not reported   | --                   | --     | --     | --                           | --           | --                | --       | --                        | --                 | --                  | --                             | --       | --         |
| Median   | --                   | --     | --     | --                           | --           | --                | --       | --                        | --                 | --                  | --                             | --       | --         |
| <b>Other Housing Costs Per Month</b>                       |                      |        |        |                              |              |                   |          |                           |                    |                     |                                |          |            |
| Homeowner association fee paid                             | .1                   | .1     | --     | --                           | --           | --                | --       | --                        | --                 | --                  | .1                             | --       | --         |
| Median   | --                   | --     | --     | --                           | --           | --                | --       | --                        | --                 | --                  | --                             | --       | --         |
| Mobile home park fee paid                                  | --                   | --     | --     | --                           | --           | --                | --       | --                        | --                 | --                  | --                             | --       | --         |
| Median   | --                   | --     | --     | --                           | --           | --                | --       | --                        | --                 | --                  | --                             | --       | --         |
| Land rent fee paid   | --                   | --     | --     | --                           | --           | --                | --       | --                        | --                 | --                  | --                             | --       | --         |
| Median   | --                   | --     | --     | --                           | --           | --                | --       | --                        | --                 | --                  | --                             | --       | --         |

<sup>1</sup>See back cover for details.

<sup>2</sup>May reflect a temporary situation, living off savings, or response error.

**Table 5-14. Value, Purchase Price, and Source of Down Payment - Owner Occupied Units with Black Householder**

[Numbers in thousands. For meaning of symbols, see text.]

| Characteristics                                      | Total occupied units | Tenure |        | Housing unit characteristics |              |                   |          | Household characteristics |                    |                     | Selected subareas <sup>1</sup> |          |            |
|--|----------------------|--------|--------|------------------------------|--------------|-------------------|----------|---------------------------|--------------------|---------------------|--------------------------------|----------|------------|
|  |                      | Owner  | Renter | New construction 4 yrs       | Mobile homes | Physical problems |          | Elderly (85+)             | Moved in past year | Below poverty level | Area one                       | Area two | Area three |
|  |                      |        |        |                              |              | Severe            | Moderate |                           |                    |                     |                                |          |            |
| <b>Total</b> .....                                   | 16.8                 | 16.8   | -      | -                            | -            | -                 | .8       | 2.1                       | .7                 | 3.3                 | 16.1                           | .8       | -          |
| <b>Value</b>   |                      |        |        |                              |              |                   |          |                           |                    |                     |                                |          |            |
| Less than \$10,000.....                              | .5                   | .5     | -      | -                            | -            | -                 | -        | .2                        | .2                 | .1                  | .5                             | -        | -          |
| \$10,000 to \$19,999.....                            | 1.8                  | 1.8    | -      | -                            | -            | -                 | -        | .2                        | .1                 | .7                  | 1.8                            | -        | -          |
| \$20,000 to \$29,999.....                            | 3.7                  | 3.7    | -      | -                            | -            | -                 | -        | .2                        | .2                 | .3                  | 3.7                            | -        | -          |
| \$30,000 to \$39,999.....                            | 5.1                  | 5.1    | -      | -                            | -            | -                 | -        | .2                        | .2                 | 1.7                 | 4.9                            | .2       | -          |
| \$40,000 to \$49,999.....                            | 2.0                  | 2.0    | -      | -                            | -            | -                 | -        | .2                        | .2                 | .2                  | 2.0                            | -        | -          |
| \$50,000 to \$59,999.....                            | 2.2                  | 2.2    | -      | -                            | -            | -                 | -        | .2                        | -                  | .2                  | 2.2                            | -        | -          |
| \$60,000 to \$69,999.....                            | .5                   | .5     | -      | -                            | -            | -                 | -        | -                         | -                  | -                   | .5                             | -        | -          |
| \$70,000 to \$79,999.....                            | .4                   | .4     | -      | -                            | -            | -                 | -        | -                         | -                  | -                   | .4                             | -        | -          |
| \$80,000 to \$89,999.....                            | .4                   | .4     | -      | -                            | -            | -                 | -        | .2                        | .2                 | -                   | .4                             | .2       | -          |
| \$100,000 to \$119,999.....                          | .4                   | .4     | -      | -                            | -            | -                 | -        | -                         | -                  | -                   | .4                             | .4       | -          |
| \$120,000 to \$149,999.....                          | -                    | -      | -      | -                            | -            | -                 | -        | -                         | -                  | -                   | -                              | -        | -          |
| \$150,000 to \$199,999.....                          | -                    | -      | -      | -                            | -            | -                 | -        | -                         | -                  | -                   | -                              | -        | -          |
| \$200,000 to \$249,999.....                          | -                    | -      | -      | -                            | -            | -                 | -        | -                         | -                  | -                   | -                              | -        | -          |
| \$250,000 to \$299,999.....                          | -                    | -      | -      | -                            | -            | -                 | -        | -                         | -                  | -                   | -                              | -        | -          |
| \$300,000 or more.....                               | -                    | -      | -      | -                            | -            | -                 | -        | -                         | -                  | -                   | -                              | -        | -          |
| <b>Median</b> .....                                  | 34 080               | 34 880 | -      | -                            | -            | -                 | -        | -                         | -                  | -                   | 34 283                         | -        | -          |
| <b>Value-Income Ratio</b>                            |                      |        |        |                              |              |                   |          |                           |                    |                     |                                |          |            |
| Less than 1.5.....                                   | 9.8                  | 9.8    | -      | -                            | -            | -                 | -        | .4                        | .9                 | .7                  | 9.0                            | .8       | -          |
| 1.5 to 1.9.....                                      | 1.5                  | 1.5    | -      | -                            | -            | -                 | -        | .2                        | .2                 | .3                  | 1.3                            | -        | -          |
| 2.0 to 2.4.....                                      | 1.1                  | 1.1    | -      | -                            | -            | -                 | -        | -                         | -                  | -                   | 1.1                            | .2       | -          |
| 2.5 to 2.9.....                                      | 1.0                  | 1.0    | -      | -                            | -            | -                 | -        | .2                        | .2                 | .2                  | 1.0                            | -        | -          |
| 3.0 to 3.9.....                                      | .9                   | .9     | -      | -                            | -            | -                 | -        | .2                        | .2                 | .5                  | .9                             | -        | -          |
| 4.0 to 4.9.....                                      | .5                   | .5     | -      | -                            | -            | -                 | -        | .1                        | .1                 | .4                  | .5                             | -        | -          |
| 5.0 or more.....                                     | 2.0                  | 2.0    | -      | -                            | -            | -                 | -        | .3                        | -                  | 1.5                 | 2.0                            | -        | -          |
| Zero or negative income.....                         | .2                   | .2     | -      | -                            | -            | -                 | -        | -                         | -                  | .2                  | .2                             | -        | -          |
| <b>Median</b> .....                                  | 1.5                  | 1.5    | -      | -                            | -            | -                 | -        | -                         | -                  | -                   | 1.5                            | -        | -          |
| <b>Other Activities on Property<sup>2</sup></b>      |                      |        |        |                              |              |                   |          |                           |                    |                     |                                |          |            |
| Commercial establishment.....                        | .3                   | .3     | -      | -                            | -            | -                 | -        | -                         | -                  | -                   | .3                             | -        | -          |
| Medical or dental office.....                        | -                    | -      | -      | -                            | -            | -                 | -        | -                         | -                  | -                   | -                              | -        | -          |
| Neither.....   | 16.5                 | 16.5   | -      | -                            | -            | -                 | .8       | 2.1                       | .7                 | 3.3                 | 15.7                           | .8       | -          |
| <b>Year Unit Acquired</b>                            |                      |        |        |                              |              |                   |          |                           |                    |                     |                                |          |            |
| 1990 to 1994.....                                    | -                    | -      | -      | -                            | -            | -                 | -        | -                         | -                  | -                   | -                              | -        | -          |
| 1985 to 1989.....                                    | 2.3                  | 2.3    | -      | -                            | -            | -                 | .2       | -                         | .4                 | -                   | 2.1                            | .2       | -          |
| 1980 to 1984.....                                    | 3.0                  | 3.0    | -      | -                            | -            | -                 | -        | -                         | -                  | .5                  | 3.0                            | -        | -          |
| 1975 to 1979.....                                    | 3.1                  | 3.1    | -      | -                            | -            | -                 | -        | -                         | -                  | .4                  | 2.7                            | .4       | -          |
| 1970 to 1974.....                                    | 4.2                  | 4.2    | -      | -                            | -            | -                 | .4       | .5                        | .2                 | 1.2                 | 4.2                            | -        | -          |
| 1960 to 1969.....                                    | 3.1                  | 3.1    | -      | -                            | -            | -                 | -        | 1.2                       | -                  | .6                  | 3.1                            | -        | -          |
| 1950 to 1959.....                                    | .4                   | .4     | -      | -                            | -            | -                 | -        | .1                        | -                  | .1                  | .4                             | -        | -          |
| 1940 to 1949.....                                    | .2                   | .2     | -      | -                            | -            | -                 | -        | .2                        | -                  | -                   | .2                             | -        | -          |
| 1939 or earlier.....                                 | -                    | -      | -      | -                            | -            | -                 | -        | -                         | -                  | -                   | -                              | -        | -          |
| Not reported.....                                    | .5                   | .5     | -      | -                            | -            | -                 | -        | -                         | .1                 | .3                  | .3                             | .2       | -          |
| <b>Median</b> .....                                  | 1975                 | 1975   | -      | -                            | -            | -                 | -        | -                         | -                  | -                   | 1975                           | -        | -          |
| <b>First Time Owners</b>                             |                      |        |        |                              |              |                   |          |                           |                    |                     |                                |          |            |
| First home ever owned.....                           | 11.3                 | 11.3   | -      | -                            | -            | -                 | .4       | 1.0                       | .4                 | 2.6                 | 11.3                           | -        | -          |
| Not first home.....                                  | 5.3                  | 5.3    | -      | -                            | -            | -                 | .2       | 1.1                       | .2                 | .6                  | 4.7                            | .8       | -          |
| Not reported.....                                    | .3                   | .3     | -      | -                            | -            | -                 | -        | -                         | .1                 | .1                  | .1                             | .2       | -          |
| <b>Purchase Price</b>                                |                      |        |        |                              |              |                   |          |                           |                    |                     |                                |          |            |
| Home purchased or built.....                         | 16.3                 | 16.3   | -      | -                            | -            | -                 | .6       | 2.1                       | .6                 | 2.9                 | 15.7                           | .6       | -          |
| Less than \$10,000.....                              | 2.4                  | 2.4    | -      | -                            | -            | -                 | -        | .5                        | .2                 | .8                  | 2.4                            | -        | -          |
| \$10,000 to \$19,999.....                            | 5.1                  | 5.1    | -      | -                            | -            | -                 | -        | 1.0                       | -                  | 1.9                 | 5.1                            | -        | -          |
| \$20,000 to \$29,999.....                            | 2.4                  | 2.4    | -      | -                            | -            | -                 | -        | -                         | .2                 | .2                  | 2.4                            | -        | -          |
| \$30,000 to \$39,999.....                            | 1.8                  | 1.8    | -      | -                            | -            | -                 | .2       | .2                        | -                  | -                   | 1.8                            | -        | -          |
| \$40,000 to \$49,999.....                            | 2.1                  | 2.1    | -      | -                            | -            | -                 | -        | -                         | -                  | -                   | 2.1                            | -        | -          |
| \$50,000 to \$59,999.....                            | .8                   | .8     | -      | -                            | -            | -                 | .2       | -                         | .2                 | -                   | .8                             | -        | -          |
| \$60,000 to \$69,999.....                            | .2                   | .2     | -      | -                            | -            | -                 | -        | -                         | -                  | -                   | .2                             | -        | -          |
| \$70,000 to \$79,999.....                            | .2                   | .2     | -      | -                            | -            | -                 | -        | -                         | -                  | -                   | .2                             | .2       | -          |
| \$80,000 to \$89,999.....                            | .4                   | .4     | -      | -                            | -            | -                 | -        | -                         | -                  | -                   | .4                             | .4       | -          |
| \$100,000 to \$119,999.....                          | -                    | -      | -      | -                            | -            | -                 | -        | -                         | -                  | -                   | -                              | -        | -          |
| \$120,000 to \$149,999.....                          | -                    | -      | -      | -                            | -            | -                 | -        | -                         | -                  | -                   | -                              | -        | -          |
| \$150,000 to \$199,999.....                          | -                    | -      | -      | -                            | -            | -                 | -        | -                         | -                  | -                   | -                              | -        | -          |
| \$200,000 to \$249,999.....                          | -                    | -      | -      | -                            | -            | -                 | -        | -                         | -                  | -                   | -                              | -        | -          |
| \$250,000 to \$299,999.....                          | -                    | -      | -      | -                            | -            | -                 | -        | -                         | -                  | -                   | -                              | -        | -          |
| \$300,000 or more.....                               | -                    | -      | -      | -                            | -            | -                 | -        | -                         | -                  | -                   | -                              | -        | -          |
| Not reported.....                                    | .8                   | .8     | -      | -                            | -            | -                 | -        | .3                        | -                  | .2                  | .8                             | .8       | -          |
| <b>Median</b> .....                                  | 20 832               | 20 632 | -      | -                            | -            | -                 | -        | -                         | -                  | .2                  | 19 830                         | -        | -          |
| Received as inheritance or gift.....                 | -                    | -      | -      | -                            | -            | -                 | -        | -                         | -                  | -                   | -                              | -        | -          |
| Not reported.....                                    | .5                   | .5     | -      | -                            | -            | -                 | -        | -                         | .1                 | .3                  | .3                             | .2       | -          |
| <b>Major Source of Down Payment</b>                  |                      |        |        |                              |              |                   |          |                           |                    |                     |                                |          |            |
| Home purchased or built.....                         | 16.3                 | 16.3   | -      | -                            | -            | -                 | .6       | 2.1                       | .6                 | 2.9                 | 15.7                           | .6       | -          |
| Sale of previous home.....                           | 1.4                  | 1.4    | -      | -                            | -            | -                 | -        | .5                        | .2                 | .4                  | 1.2                            | .2       | -          |
| Savings or cash on hand.....                         | 12.6                 | 12.6   | -      | -                            | -            | -                 | .2       | 1.6                       | .2                 | 1.9                 | 12.3                           | .4       | -          |
| Sale of other investment.....                        | -                    | -      | -      | -                            | -            | -                 | -        | -                         | -                  | -                   | -                              | -        | -          |
| Borrowing, other than mortgage on this property..... | -                    | -      | -      | -                            | -            | -                 | -        | -                         | -                  | -                   | -                              | -        | -          |
| Inheritance or gift.....                             | .2                   | .2     | -      | -                            | -            | -                 | .2       | -                         | -                  | -                   | .2                             | -        | -          |
| Land where building built used for financing.....    | -                    | -      | -      | -                            | -            | -                 | -        | -                         | -                  | -                   | -                              | -        | -          |
| Other.....   | .4                   | .4     | -      | -                            | -            | -                 | -        | -                         | -                  | .3                  | .4                             | .4       | -          |
| No down payment.....                                 | 1.4                  | 1.4    | -      | -                            | -            | -                 | -        | -                         | -                  | .3                  | 1.4                            | -        | -          |
| Not reported.....                                    | .2                   | .2     | -      | -                            | -            | -                 | .2       | -                         | .2                 | -                   | .2                             | .2       | -          |

<sup>1</sup>See back cover for details.

<sup>2</sup>Figures may not add to total because more than one category may apply to a unit.

Table 5-15. Mortgage Characteristics - Owner Occupied Units with Black Householder

[Numbers in thousands. For meaning of symbols, see text.]

| Characteristics   | Total occupied units | Tenure |        | Housing unit characteristics |              |                   |          | Household characteristics |                    |                     | Selected subareas <sup>1</sup> |          |            |
|---|----------------------|--------|--------|------------------------------|--------------|-------------------|----------|---------------------------|--------------------|---------------------|--------------------------------|----------|------------|
|   |                      | Owner  | Renter | New construction 4 yrs       | Mobile homes | Physical problems |          | Elderly (65+)             | Moved in past year | Below poverty level | Area one                       | Area two | Area three |
|   |                      |        |        |                              |              | Severe            | Moderate |                           |                    |                     |                                |          |            |
| <b>Total</b> .....  | 16.8                 | 16.8   | -      | -                            | -            | -                 | .6       | 2.1                       | .7                 | 3.3                 | 16.1                           | .8       | -          |
| <b>Mortgages Currently on Property</b>                        |                      |        |        |                              |              |                   |          |                           |                    |                     |                                |          |            |
| None, owned free and clear.....                               | 2.9                  | 2.9    | -      | -                            | -            | -                 | -        | 1.0                       | .2                 | 1.1                 | 2.9                            | -        | -          |
| With mortgage or land contract.....                           | 13.9                 | 13.9   | -      | -                            | -            | -                 | .6       | 1.1                       | .5                 | 2.2                 | 13.1                           | .8       | -          |
| One mortgage or land contract.....                            | 12.2                 | 12.2   | -      | -                            | -            | -                 | .6       | 1.1                       | .4                 | 1.9                 | 11.8                           | .4       | -          |
| Two mortgages.....  | 1.3                  | 1.3    | -      | -                            | -            | -                 | -        | -                         | -                  | .2                  | 1.1                            | .2       | -          |
| Three or more mortgages.....                                  | -                    | -      | -      | -                            | -            | -                 | -        | -                         | -                  | -                   | -                              | -        | -          |
| Number of mortgages not reported.....                         | .3                   | .3     | -      | -                            | -            | -                 | -        | -                         | .1                 | .1                  | .1                             | .2       | -          |
| <b>OWNERS WITH ONE OR MORE MORTGAGES</b>                      |                      |        |        |                              |              |                   |          |                           |                    |                     |                                |          |            |
| <b>Total</b> .....  | 13.9                 | 13.9   | -      | -                            | -            | -                 | .6       | 1.1                       | .5                 | 2.2                 | 13.1                           | .8       | -          |
| <b>Type of Primary Mortgage</b>                               |                      |        |        |                              |              |                   |          |                           |                    |                     |                                |          |            |
| FHA.....  | 4.0                  | 4.0    | -      | -                            | -            | -                 | -        | -                         | .2                 | .6                  | 4.0                            | -        | -          |
| VA.....   | 2.5                  | 2.5    | -      | -                            | -            | -                 | -        | -                         | -                  | .6                  | 2.5                            | -        | -          |
| Farmers Home Administration.....                              | -                    | -      | -      | -                            | -            | -                 | -        | -                         | -                  | -                   | -                              | -        | -          |
| Other types.....  | 7.1                  | 7.1    | -      | -                            | -            | -                 | .6       | 1.1                       | .2                 | 1.0                 | 6.5                            | .6       | -          |
| Don't know.....   | -                    | -      | -      | -                            | -            | -                 | -        | -                         | -                  | -                   | -                              | -        | -          |
| Not reported.....   | .3                   | .3     | -      | -                            | -            | -                 | -        | -                         | .1                 | .1                  | .1                             | .2       | -          |
| <b>Lower Cost State and Local Mortgages</b>                   |                      |        |        |                              |              |                   |          |                           |                    |                     |                                |          |            |
| State or local program used.....                              | 2.4                  | 2.4    | -      | -                            | -            | -                 | .2       | -                         | .2                 | .3                  | 2.4                            | -        | -          |
| Not used.....   | 10.7                 | 10.7   | -      | -                            | -            | -                 | .2       | 1.1                       | .2                 | 1.5                 | 10.2                           | .6       | -          |
| Not reported.....   | .7                   | .7     | -      | -                            | -            | -                 | .2       | -                         | .3                 | .4                  | .5                             | .2       | -          |
| <b>Mortgage Origination</b>                                   |                      |        |        |                              |              |                   |          |                           |                    |                     |                                |          |            |
| Placed new mortgage(s).....                                   | 12.2                 | 12.2   | -      | -                            | -            | -                 | .6       | 1.1                       | .4                 | 2.1                 | 11.8                           | .4       | -          |
| Primary obtained when property acquired.....                  | 10.8                 | 10.8   | -      | -                            | -            | -                 | .6       | .9                        | .4                 | 1.9                 | 10.4                           | .4       | -          |
| Obtained later.....   | 1.4                  | 1.4    | -      | -                            | -            | -                 | -        | .2                        | -                  | .2                  | 1.4                            | -        | -          |
| Date not reported.....  | -                    | -      | -      | -                            | -            | -                 | -        | -                         | -                  | -                   | -                              | -        | -          |
| Assumed.....  | .2                   | .2     | -      | -                            | -            | -                 | -        | -                         | -                  | -                   | .2                             | -        | -          |
| Wrap-around.....  | -                    | -      | -      | -                            | -            | -                 | -        | -                         | -                  | -                   | -                              | -        | -          |
| Combination of the above.....                                 | 1.1                  | 1.1    | -      | -                            | -            | -                 | -        | -                         | -                  | -                   | 1.0                            | .2       | -          |
| Origin not reported.....                                      | .3                   | .3     | -      | -                            | -            | -                 | -        | -                         | .1                 | .1                  | .1                             | .2       | -          |
| <b>Payment Plan of Primary Mortgage</b>                       |                      |        |        |                              |              |                   |          |                           |                    |                     |                                |          |            |
| Fixed payment, self amortizing.....                           | 10.9                 | 10.9   | -      | -                            | -            | -                 | .4       | .7                        | .4                 | 1.9                 | 10.5                           | .4       | -          |
| Adjustable rate mortgage.....                                 | 1.1                  | 1.1    | -      | -                            | -            | -                 | -        | -                         | -                  | -                   | 1.1                            | -        | -          |
| Adjustable term mortgage.....                                 | -                    | -      | -      | -                            | -            | -                 | -        | -                         | -                  | -                   | -                              | -        | -          |
| Graduated payment mortgage.....                               | .5                   | .5     | -      | -                            | -            | -                 | .2       | .2                        | -                  | -                   | .5                             | -        | -          |
| Balloon.....  | -                    | -      | -      | -                            | -            | -                 | -        | -                         | -                  | -                   | -                              | -        | -          |
| Other.....  | -                    | -      | -      | -                            | -            | -                 | -        | -                         | -                  | -                   | -                              | -        | -          |
| Combination of the above.....                                 | -                    | -      | -      | -                            | -            | -                 | -        | -                         | -                  | -                   | -                              | -        | -          |
| Not reported.....   | 1.4                  | 1.4    | -      | -                            | -            | -                 | -        | .2                        | .1                 | .3                  | 1.1                            | .4       | -          |
| <b>Payment Plan of Secondary Mortgage</b>                     |                      |        |        |                              |              |                   |          |                           |                    |                     |                                |          |            |
| Units with two or more mortgages.....                         | 1.3                  | 1.3    | -      | -                            | -            | -                 | -        | -                         | -                  | .2                  | 1.1                            | .2       | -          |
| Fixed payment, self amortizing.....                           | .6                   | .6     | -      | -                            | -            | -                 | -        | -                         | -                  | .2                  | .6                             | -        | -          |
| Adjustable rate mortgage.....                                 | -                    | -      | -      | -                            | -            | -                 | -        | -                         | -                  | -                   | -                              | -        | -          |
| Adjustable term mortgage.....                                 | .2                   | .2     | -      | -                            | -            | -                 | -        | -                         | -                  | -                   | .2                             | -        | -          |
| Graduated payment mortgage.....                               | -                    | -      | -      | -                            | -            | -                 | -        | -                         | -                  | -                   | -                              | -        | -          |
| Balloon.....  | -                    | -      | -      | -                            | -            | -                 | -        | -                         | -                  | -                   | -                              | -        | -          |
| Other.....  | -                    | -      | -      | -                            | -            | -                 | -        | -                         | -                  | -                   | -                              | -        | -          |
| Combination of the above.....                                 | -                    | -      | -      | -                            | -            | -                 | -        | -                         | -                  | -                   | -                              | -        | -          |
| Not reported.....   | .5                   | .5     | -      | -                            | -            | -                 | -        | -                         | -                  | -                   | .3                             | .2       | -          |
| <b>Lenders of Primary and Secondary Mortgages</b>             |                      |        |        |                              |              |                   |          |                           |                    |                     |                                |          |            |
| Only borrowed from firm(s).....                               | 12.5                 | 12.5   | -      | -                            | -            | -                 | .6       | 1.1                       | .4                 | 1.9                 | 11.9                           | .6       | -          |
| Only borrowed from seller.....                                | .1                   | .1     | -      | -                            | -            | -                 | -        | -                         | -                  | -                   | .1                             | -        | -          |
| Only borrowed from other individual(s).....                   | -                    | -      | -      | -                            | -            | -                 | -        | -                         | -                  | -                   | -                              | -        | -          |
| Borrowed from a firm and seller.....                          | -                    | -      | -      | -                            | -            | -                 | -        | -                         | -                  | -                   | -                              | -        | -          |
| Borrowed from a firm and other individual.....                | -                    | -      | -      | -                            | -            | -                 | -        | -                         | -                  | -                   | -                              | -        | -          |
| Borrowed from seller and other individual.....                | -                    | -      | -      | -                            | -            | -                 | -        | -                         | -                  | -                   | -                              | -        | -          |
| One or both sources not reported.....                         | 1.3                  | 1.3    | -      | -                            | -            | -                 | -        | -                         | .1                 | .3                  | 1.1                            | .2       | -          |
| <b>Items Included in Primary Mortgage Payment<sup>2</sup></b> |                      |        |        |                              |              |                   |          |                           |                    |                     |                                |          |            |
| Principal and interest only.....                              | 1.9                  | 1.9    | -      | -                            | -            | -                 | -        | .3                        | -                  | .6                  | 1.9                            | -        | -          |
| Property taxes.....   | 11.2                 | 11.2   | -      | -                            | -            | -                 | .6       | .7                        | .4                 | 1.5                 | 10.6                           | .6       | -          |
| Property insurance.....                                       | 9.0                  | 9.0    | -      | -                            | -            | -                 | .6       | .4                        | .2                 | 1.3                 | 8.5                            | .6       | -          |
| Other.....  | -                    | -      | -      | -                            | -            | -                 | -        | -                         | -                  | -                   | -                              | -        | -          |
| Not reported.....   | .5                   | .5     | -      | -                            | -            | -                 | -        | -                         | .1                 | .1                  | .3                             | .2       | -          |
| <b>Year Primary Mortgage Originated</b>                       |                      |        |        |                              |              |                   |          |                           |                    |                     |                                |          |            |
| 1990 to 1994.....   | -                    | -      | -      | -                            | -            | -                 | -        | -                         | -                  | -                   | -                              | -        | -          |
| 1985 to 1989.....   | 3.2                  | 3.2    | -      | -                            | -            | -                 | .2       | .2                        | .4                 | .2                  | 3.0                            | .2       | -          |
| 1980 to 1984.....   | 2.6                  | 2.6    | -      | -                            | -            | -                 | -        | -                         | -                  | -                   | 2.6                            | -        | -          |
| 1975 to 1979.....   | 2.4                  | 2.4    | -      | -                            | -            | -                 | -        | -                         | -                  | .4                  | 2.0                            | .4       | -          |
| 1970 to 1974.....   | 3.2                  | 3.2    | -      | -                            | -            | -                 | .4       | .3                        | -                  | 1.0                 | 3.2                            | -        | -          |
| 1960 to 1969.....   | 2.0                  | 2.0    | -      | -                            | -            | -                 | -        | .5                        | -                  | .3                  | 2.0                            | -        | -          |
| 1950 to 1959.....   | .1                   | .1     | -      | -                            | -            | -                 | -        | -                         | -                  | .1                  | .1                             | -        | -          |
| 1949 or earlier.....  | -                    | -      | -      | -                            | -            | -                 | -        | -                         | -                  | -                   | -                              | -        | -          |
| Not reported.....   | .3                   | .3     | -      | -                            | -            | -                 | -        | -                         | .1                 | .1                  | .1                             | .2       | -          |
| <b>Median</b> .....   | 1976                 | 1976   | -      | -                            | -            | -                 | -        | -                         | -                  | -                   | 1976                           | -        | -          |

**Table 5-15. Mortgage Characteristics - Owner Occupied Units with Black Householder—Con.**

[Numbers in thousands. For meaning of symbols, see text.]

| Characteristics  | Total occupied units | Tenure |        | Housing unit characteristics |              |                   |          | Household characteristics |                    |                     | Selected subareas <sup>1</sup> |          |            |
|--|----------------------|--------|--------|------------------------------|--------------|-------------------|----------|---------------------------|--------------------|---------------------|--------------------------------|----------|------------|
|  |                      | Owner  | Renter | New construction 4 yrs       | Mobile homes | Physical problems |          | Elderly (65+)             | Moved in past year | Below poverty level | Area one                       | Area two | Area three |
|  |                      |        |        |                              |              | Severe            | Moderate |                           |                    |                     |                                |          |            |
| <b>OWNERS WITH ONE OR MORE MORTGAGES—Con.</b>                |                      |        |        |                              |              |                   |          |                           |                    |                     |                                |          |            |
| <b>Term of Primary Mortgage at Origination or Assumption</b> |                      |        |        |                              |              |                   |          |                           |                    |                     |                                |          |            |
| Less than 8 years  | .1                   | .1     | ..     | ..                           | ..           | ..                | ..       | ..                        | ..                 | ..                  | .1                             | ..       | ..         |
| 8 to 12 years  | ..                   | ..     | ..     | ..                           | ..           | ..                | ..       | ..                        | ..                 | ..                  | ..                             | ..       | ..         |
| 13 to 17 years   | .5                   | .5     | ..     | ..                           | ..           | ..                | ..       | ..                        | ..                 | ..                  | .5                             | ..       | ..         |
| 18 to 22 years   | 1.5                  | 1.5    | ..     | ..                           | ..           | ..                | ..       | ..                        | ..                 | ..                  | 1.5                            | ..       | ..         |
| 23 to 27 years   | 2.2                  | 2.2    | ..     | ..                           | ..           | ..                | ..       | .2                        | .2                 | .2                  | 2.2                            | ..       | ..         |
| 28 to 32 years   | 7.0                  | 7.0    | ..     | ..                           | ..           | ..                | ..       | .4                        | .1                 | 2.0                 | 6.6                            | .4       | ..         |
| 33 years or more   | ..                   | ..     | ..     | ..                           | ..           | ..                | ..       | ..                        | ..                 | 1.0                 | ..                             | ..       | ..         |
| Variable   | ..                   | ..     | ..     | ..                           | ..           | ..                | ..       | ..                        | ..                 | ..                  | ..                             | ..       | ..         |
| Not reported   | 2.6                  | 2.6    | ..     | ..                           | ..           | ..                | ..       | ..                        | ..                 | ..                  | 2.3                            | .4       | ..         |
| Median   | 29                   | 29     | ..     | ..                           | ..           | ..                | ..       | ..                        | ..                 | ..                  | 29                             | ..       | ..         |
| <b>Remaining Years Mortgaged</b>                             |                      |        |        |                              |              |                   |          |                           |                    |                     |                                |          |            |
| Less than 8 years  | 2.7                  | 2.7    | ..     | ..                           | ..           | ..                | ..       | ..                        | ..                 | ..                  | 2.7                            | ..       | ..         |
| 8 to 12  | 2.2                  | 2.2    | ..     | ..                           | ..           | ..                | ..       | .4                        | .2                 | ..                  | 2.2                            | ..       | ..         |
| 13 to 17   | 1.6                  | 1.6    | ..     | ..                           | ..           | ..                | ..       | ..                        | ..                 | ..                  | 1.6                            | ..       | ..         |
| 18 to 22   | 2.6                  | 2.6    | ..     | ..                           | ..           | ..                | ..       | ..                        | ..                 | ..                  | 2.6                            | ..       | ..         |
| 23 to 27   | 1.8                  | 1.8    | ..     | ..                           | ..           | ..                | ..       | ..                        | .2                 | .2                  | 1.8                            | ..       | ..         |
| 28 to 32   | 1.3                  | 1.3    | ..     | ..                           | ..           | ..                | ..       | ..                        | ..                 | ..                  | 1.3                            | ..       | ..         |
| 33 years or more   | ..                   | ..     | ..     | ..                           | ..           | ..                | ..       | ..                        | ..                 | ..                  | ..                             | ..       | ..         |
| Variable   | 1.2                  | .2     | ..     | ..                           | ..           | ..                | ..       | ..                        | ..                 | ..                  | ..                             | ..       | ..         |
| Not reported   | 1.8                  | 1.8    | ..     | ..                           | ..           | ..                | ..       | ..                        | ..                 | ..                  | 1.2                            | .4       | ..         |
| Median   | 17                   | 17     | ..     | ..                           | ..           | ..                | ..       | ..                        | ..                 | ..                  | 16                             | ..       | ..         |
| <b>Current Interest Rate</b>                                 |                      |        |        |                              |              |                   |          |                           |                    |                     |                                |          |            |
| Less than 6 percent  | .3                   | .3     | ..     | ..                           | ..           | ..                | ..       | ..                        | ..                 | ..                  | .3                             | ..       | ..         |
| 6 to 7.9   | .9                   | .9     | ..     | ..                           | ..           | ..                | ..       | ..                        | ..                 | ..                  | .9                             | ..       | ..         |
| 8 to 9.9   | 2.1                  | 2.1    | ..     | ..                           | ..           | ..                | ..       | ..                        | ..                 | ..                  | 2.1                            | ..       | ..         |
| 10 to 11.9   | 1.5                  | 1.5    | ..     | ..                           | ..           | ..                | ..       | ..                        | ..                 | ..                  | 1.5                            | ..       | ..         |
| 12 to 13.9   | 1.0                  | 1.0    | ..     | ..                           | ..           | ..                | ..       | ..                        | ..                 | ..                  | 1.0                            | .4       | ..         |
| 14 to 15.9   | ..                   | ..     | ..     | ..                           | ..           | ..                | ..       | ..                        | ..                 | ..                  | ..                             | ..       | ..         |
| 16 to 17.9   | .1                   | .1     | ..     | ..                           | ..           | ..                | ..       | ..                        | ..                 | ..                  | .1                             | ..       | ..         |
| 18 to 19.9   | ..                   | ..     | ..     | ..                           | ..           | ..                | ..       | ..                        | ..                 | ..                  | ..                             | ..       | ..         |
| 20 percent or more   | ..                   | ..     | ..     | ..                           | ..           | ..                | ..       | ..                        | ..                 | ..                  | ..                             | ..       | ..         |
| Not reported   | 7.9                  | 7.9    | ..     | ..                           | ..           | ..                | ..       | ..                        | ..                 | 1.7                 | 7.5                            | .4       | ..         |
| Median   | 9.2                  | 9.2    | ..     | ..                           | ..           | ..                | ..       | ..                        | ..                 | ..                  | 9.0                            | ..       | ..         |
| <b>Total Outstanding Principal Amount</b>                    |                      |        |        |                              |              |                   |          |                           |                    |                     |                                |          |            |
| Less than \$10,000   | 1.0                  | 1.0    | ..     | ..                           | ..           | ..                | ..       | ..                        | ..                 | ..                  | 1.0                            | ..       | ..         |
| \$10,000 to \$19,999   | 1.3                  | 1.3    | ..     | ..                           | ..           | ..                | ..       | ..                        | ..                 | ..                  | 1.3                            | ..       | ..         |
| \$20,000 to \$29,999   | .5                   | .5     | ..     | ..                           | ..           | ..                | ..       | ..                        | ..                 | ..                  | .5                             | ..       | ..         |
| \$30,000 to \$39,999   | 1.8                  | 1.8    | ..     | ..                           | ..           | ..                | ..       | ..                        | ..                 | ..                  | 1.8                            | ..       | ..         |
| \$40,000 to \$49,999   | 1.0                  | 1.0    | ..     | ..                           | ..           | ..                | ..       | ..                        | ..                 | ..                  | 1.0                            | ..       | ..         |
| \$50,000 to \$59,999   | .2                   | .2     | ..     | ..                           | ..           | ..                | ..       | ..                        | ..                 | ..                  | ..                             | ..       | ..         |
| \$60,000 to \$69,999   | .2                   | .2     | ..     | ..                           | ..           | ..                | ..       | ..                        | ..                 | ..                  | ..                             | ..       | ..         |
| \$70,000 to \$79,999   | ..                   | ..     | ..     | ..                           | ..           | ..                | ..       | ..                        | ..                 | ..                  | ..                             | ..       | ..         |
| \$80,000 to \$89,999   | ..                   | ..     | ..     | ..                           | ..           | ..                | ..       | ..                        | ..                 | ..                  | ..                             | ..       | ..         |
| \$100,000 to \$119,999                                       | ..                   | ..     | ..     | ..                           | ..           | ..                | ..       | ..                        | ..                 | ..                  | ..                             | ..       | ..         |
| \$120,000 to \$149,999                                       | ..                   | ..     | ..     | ..                           | ..           | ..                | ..       | ..                        | ..                 | ..                  | ..                             | ..       | ..         |
| \$150,000 to \$199,999                                       | ..                   | ..     | ..     | ..                           | ..           | ..                | ..       | ..                        | ..                 | ..                  | ..                             | ..       | ..         |
| \$200,000 to \$249,999                                       | ..                   | ..     | ..     | ..                           | ..           | ..                | ..       | ..                        | ..                 | ..                  | ..                             | ..       | ..         |
| \$250,000 to \$299,999                                       | ..                   | ..     | ..     | ..                           | ..           | ..                | ..       | ..                        | ..                 | ..                  | ..                             | ..       | ..         |
| \$300,000 or more  | ..                   | ..     | ..     | ..                           | ..           | ..                | ..       | ..                        | ..                 | ..                  | ..                             | ..       | ..         |
| Not reported   | 7.9                  | 7.9    | ..     | ..                           | ..           | ..                | ..       | ..                        | ..                 | 1.7                 | 7.5                            | .4       | ..         |
| Median   | 31 400               | 31 400 | ..     | ..                           | ..           | ..                | ..       | ..                        | ..                 | ..                  | 30 341                         | ..       | ..         |
| <b>Current Total Loan as Percent of Value</b>                |                      |        |        |                              |              |                   |          |                           |                    |                     |                                |          |            |
| Less than 20 percent   | .4                   | .4     | ..     | ..                           | ..           | ..                | ..       | ..                        | ..                 | ..                  | .4                             | ..       | ..         |
| 20 to 39   | .8                   | .8     | ..     | ..                           | ..           | ..                | ..       | ..                        | ..                 | ..                  | .8                             | ..       | ..         |
| 40 to 59   | 1.8                  | 1.8    | ..     | ..                           | ..           | ..                | ..       | ..                        | ..                 | ..                  | 1.8                            | ..       | ..         |
| 60 to 79   | 1.1                  | 1.1    | ..     | ..                           | ..           | ..                | ..       | ..                        | ..                 | ..                  | .9                             | .2       | ..         |
| 80 to 89   | .8                   | .8     | ..     | ..                           | ..           | ..                | ..       | ..                        | ..                 | ..                  | .8                             | ..       | ..         |
| 90 to 99   | .4                   | .4     | ..     | ..                           | ..           | ..                | ..       | ..                        | ..                 | ..                  | .4                             | ..       | ..         |
| 100 percent or more  | .7                   | .7     | ..     | ..                           | ..           | ..                | ..       | ..                        | ..                 | ..                  | .7                             | ..       | ..         |
| Not reported   | 7.9                  | 7.9    | ..     | ..                           | ..           | ..                | ..       | ..                        | ..                 | 1.7                 | 7.5                            | .4       | ..         |
| Median   | 59.9                 | 59.9   | ..     | ..                           | ..           | ..                | ..       | ..                        | ..                 | ..                  | 59.8                           | ..       | ..         |

<sup>1</sup>See back cover for details.  
<sup>2</sup>Figures may not add to total because more than one category may apply to a unit.



**Table 5-16. Repairs, Improvements, and Alterations - Owner Occupied Units with Black Householder**

[Numbers in thousands. For meaning of symbols, see text.]

| Characteristics  | Total occupied units | Tenure      |        | Housing unit characteristics |              |                   |          | Household characteristics |                    |                     | Selected subareas <sup>1</sup> |          |            |
|--|----------------------|-------------|--------|------------------------------|--------------|-------------------|----------|---------------------------|--------------------|---------------------|--------------------------------|----------|------------|
|  |                      | Owner       | Renter | New construction 4 yrs       | Mobile homes | Physical problems |          | Elderly (65+)             | Moved in past year | Below poverty level | Area one                       | Area two | Area three |
|  |                      |             |        |                              |              | Severe            | Moderate |                           |                    |                     |                                |          |            |
| <b>Total</b> .....   | <b>16.8</b>          | <b>16.8</b> | -      | -                            | -            | -                 | .6       | 2.1                       | .7                 | 3.3                 | 16.1                           | .8       | -          |
| <b>Repairs, Improvements, Alterations in Last 2 Years</b>  |                      |             |        |                              |              |                   |          |                           |                    |                     |                                |          |            |
| Roof replaced (all or part).....                           | 4.1                  | 4.1         | -      | -                            | -            | -                 | 2        | .9                        | 2                  | 1.1                 | 4.1                            | -        | -          |
| Mostly done by household.....                              | .3                   | .3          | -      | -                            | -            | -                 | -        | -                         | -                  | .1                  | .3                             | -        | -          |
| Mostly done by others.....                                 | 3.6                  | 3.6         | -      | -                            | -            | -                 | 2        | .9                        | 2                  | .9                  | 3.6                            | -        | -          |
| Workers not reported.....                                  | .1                   | .1          | -      | -                            | -            | -                 | -        | -                         | -                  | -                   | .1                             | -        | -          |
| Costing \$500 or more.....                                 | 3.3                  | 3.3         | -      | -                            | -            | -                 | -        | .7                        | 2                  | .9                  | 3.3                            | -        | -          |
| Costing less than \$500.....                               | .4                   | .4          | -      | -                            | -            | -                 | 2        | -                         | -                  | -                   | .4                             | -        | -          |
| Cost not reported.....                                     | .4                   | .4          | -      | -                            | -            | -                 | -        | 2                         | -                  | .2                  | .4                             | -        | -          |
| Roof replacement not reported.....                         | .1                   | .1          | -      | -                            | -            | -                 | -        | -                         | .1                 | .1                  | .1                             | -        | -          |
| Additions built.....                                       | .1                   | .1          | -      | -                            | -            | -                 | -        | -                         | -                  | -                   | .1                             | -        | -          |
| Mostly done by household.....                              | -                    | -           | -      | -                            | -            | -                 | -        | -                         | -                  | -                   | -                              | -        | -          |
| Mostly done by others.....                                 | .1                   | .1          | -      | -                            | -            | -                 | -        | -                         | -                  | -                   | .1                             | -        | -          |
| Workers not reported.....                                  | -                    | -           | -      | -                            | -            | -                 | -        | -                         | -                  | -                   | -                              | -        | -          |
| Costing \$500 or more.....                                 | -                    | -           | -      | -                            | -            | -                 | -        | -                         | -                  | -                   | -                              | -        | -          |
| Costing less than \$500.....                               | -                    | -           | -      | -                            | -            | -                 | -        | -                         | -                  | -                   | -                              | -        | -          |
| Cost not reported.....                                     | .1                   | .1          | -      | -                            | -            | -                 | -        | -                         | -                  | -                   | .1                             | -        | -          |
| Additions not reported.....                                | .1                   | .1          | -      | -                            | -            | -                 | -        | -                         | .1                 | .1                  | .1                             | -        | -          |
| Kitchen remodeled or added.....                            | 1.9                  | 1.9         | -      | -                            | -            | -                 | -        | .3                        | .2                 | .8                  | 1.9                            | -        | -          |
| Mostly done by household.....                              | 1.0                  | 1.0         | -      | -                            | -            | -                 | -        | .3                        | .2                 | .1                  | 1.0                            | -        | -          |
| Mostly done by others.....                                 | .9                   | .9          | -      | -                            | -            | -                 | -        | -                         | -                  | .4                  | .9                             | -        | -          |
| Workers not reported.....                                  | -                    | -           | -      | -                            | -            | -                 | -        | -                         | -                  | -                   | -                              | -        | -          |
| Costing \$500 or more.....                                 | 1.1                  | 1.1         | -      | -                            | -            | -                 | -        | .1                        | -                  | .2                  | 1.1                            | -        | -          |
| Costing less than \$500.....                               | .7                   | .7          | -      | -                            | -            | -                 | -        | 2                         | 2                  | .3                  | .7                             | -        | -          |
| Cost not reported.....                                     | -                    | -           | -      | -                            | -            | -                 | -        | -                         | -                  | -                   | -                              | -        | -          |
| Kitchen remodeled or added not reported.....               | .1                   | .1          | -      | -                            | -            | -                 | -        | -                         | .1                 | .1                  | .1                             | -        | -          |
| Bathroom remodeled or added.....                           | 2.1                  | 2.1         | -      | -                            | -            | -                 | -        | .2                        | .2                 | .1                  | 2.1                            | -        | -          |
| Mostly done by household.....                              | 1.2                  | 1.2         | -      | -                            | -            | -                 | -        | .2                        | .2                 | .1                  | 1.2                            | -        | -          |
| Mostly done by others.....                                 | .8                   | .8          | -      | -                            | -            | -                 | -        | -                         | -                  | -                   | .8                             | -        | -          |
| Workers not reported.....                                  | -                    | -           | -      | -                            | -            | -                 | -        | -                         | -                  | -                   | -                              | -        | -          |
| Costing \$500 or more.....                                 | 1.1                  | 1.1         | -      | -                            | -            | -                 | -        | -                         | -                  | .1                  | 1.1                            | -        | -          |
| Costing less than \$500.....                               | .9                   | .9          | -      | -                            | -            | -                 | -        | .2                        | .2                 | -                   | .9                             | -        | -          |
| Cost not reported.....                                     | -                    | -           | -      | -                            | -            | -                 | -        | -                         | -                  | -                   | -                              | -        | -          |
| Bathroom remodeled or added not reported.....              | .1                   | .1          | -      | -                            | -            | -                 | -        | -                         | .1                 | .1                  | .1                             | -        | -          |
| Siding replaced or added.....                              | 1.2                  | 1.2         | -      | -                            | -            | -                 | -        | .2                        | -                  | .2                  | 1.2                            | -        | -          |
| Mostly done by household.....                              | .2                   | .2          | -      | -                            | -            | -                 | -        | -                         | -                  | -                   | .2                             | -        | -          |
| Mostly done by others.....                                 | 1.0                  | 1.0         | -      | -                            | -            | -                 | -        | .2                        | -                  | .2                  | 1.0                            | -        | -          |
| Workers not reported.....                                  | -                    | -           | -      | -                            | -            | -                 | -        | -                         | -                  | -                   | -                              | -        | -          |
| Costing \$500 or more.....                                 | 1.2                  | 1.2         | -      | -                            | -            | -                 | -        | .2                        | -                  | .2                  | 1.2                            | -        | -          |
| Costing less than \$500.....                               | -                    | -           | -      | -                            | -            | -                 | -        | -                         | -                  | -                   | -                              | -        | -          |
| Cost not reported.....                                     | -                    | -           | -      | -                            | -            | -                 | -        | -                         | -                  | -                   | -                              | -        | -          |
| Siding replaced or added not reported.....                 | .3                   | .3          | -      | -                            | -            | -                 | -        | -                         | .1                 | .1                  | .3                             | -        | -          |
| Storm doors/windows bought and installed.....              | 4.1                  | 4.1         | -      | -                            | -            | -                 | -        | .3                        | -                  | .7                  | 4.1                            | -        | -          |
| Mostly done by household.....                              | 1.5                  | 1.5         | -      | -                            | -            | -                 | -        | .3                        | -                  | .1                  | 1.5                            | -        | -          |
| Mostly done by others.....                                 | 2.5                  | 2.5         | -      | -                            | -            | -                 | -        | -                         | -                  | .6                  | 2.5                            | -        | -          |
| Workers not reported.....                                  | .1                   | .1          | -      | -                            | -            | -                 | -        | -                         | -                  | -                   | .1                             | -        | -          |
| Costing \$500 or more.....                                 | 1.9                  | 1.9         | -      | -                            | -            | -                 | -        | .1                        | -                  | .4                  | 1.9                            | -        | -          |
| Costing less than \$500.....                               | 2.2                  | 2.2         | -      | -                            | -            | -                 | -        | .1                        | -                  | .3                  | 2.2                            | -        | -          |
| Cost not reported.....                                     | -                    | -           | -      | -                            | -            | -                 | -        | -                         | -                  | -                   | -                              | -        | -          |
| Storm doors/windows bought and installed not reported..... | .1                   | .1          | -      | -                            | -            | -                 | -        | -                         | .1                 | .1                  | .1                             | -        | -          |
| Major equipment replaced or added.....                     | 2.3                  | 2.3         | -      | -                            | -            | -                 | -        | .2                        | -                  | .8                  | 2.1                            | .2       | -          |
| Mostly done by household.....                              | .7                   | .7          | -      | -                            | -            | -                 | -        | .2                        | -                  | .1                  | .5                             | .2       | -          |
| Mostly done by others.....                                 | 1.6                  | 1.6         | -      | -                            | -            | -                 | -        | -                         | -                  | .4                  | 1.6                            | -        | -          |
| Workers not reported.....                                  | -                    | -           | -      | -                            | -            | -                 | -        | -                         | -                  | -                   | -                              | -        | -          |
| Costing \$500 or more.....                                 | 1.6                  | 1.6         | -      | -                            | -            | -                 | -        | -                         | -                  | .2                  | 1.4                            | .2       | -          |
| Costing less than \$500.....                               | .5                   | .5          | -      | -                            | -            | -                 | -        | .2                        | -                  | .1                  | .5                             | -        | -          |
| Cost not reported.....                                     | .2                   | .2          | -      | -                            | -            | -                 | -        | -                         | -                  | .2                  | .2                             | -        | -          |
| Major equipment replaced or added not reported.....        | .1                   | .1          | -      | -                            | -            | -                 | -        | -                         | .1                 | .1                  | .1                             | -        | -          |
| Insulation added.....                                      | 1.6                  | 1.6         | -      | -                            | -            | -                 | 2        | -                         | -                  | .3                  | 1.4                            | .2       | -          |
| Mostly done by household.....                              | .7                   | .7          | -      | -                            | -            | -                 | -        | -                         | -                  | .3                  | .5                             | .2       | -          |
| Mostly done by others.....                                 | .9                   | .9          | -      | -                            | -            | -                 | 2        | -                         | -                  | -                   | .9                             | -        | -          |
| Workers not reported.....                                  | -                    | -           | -      | -                            | -            | -                 | -        | -                         | -                  | -                   | -                              | -        | -          |
| Costing \$500 or more.....                                 | .2                   | .2          | -      | -                            | -            | -                 | -        | -                         | -                  | -                   | .2                             | -        | -          |
| Costing less than \$500.....                               | 1.2                  | 1.2         | -      | -                            | -            | -                 | 2        | -                         | -                  | .3                  | 1.0                            | .2       | -          |
| Cost not reported.....                                     | .3                   | .3          | -      | -                            | -            | -                 | -        | -                         | -                  | -                   | .3                             | -        | -          |
| Insulation added not reported.....                         | .4                   | .4          | -      | -                            | -            | -                 | -        | -                         | .1                 | .1                  | .4                             | -        | -          |
| Other major work <sup>2</sup> .....                        | 2.9                  | 2.9         | -      | -                            | -            | -                 | 2        | .3                        | -                  | .4                  | 2.7                            | .2       | -          |
| Mostly done by household.....                              | .9                   | .9          | -      | -                            | -            | -                 | 2        | .2                        | -                  | .3                  | .9                             | -        | -          |
| Mostly done by others.....                                 | 1.8                  | 1.8         | -      | -                            | -            | -                 | -        | -                         | -                  | .1                  | 1.6                            | .2       | -          |
| Workers not reported.....                                  | .1                   | .1          | -      | -                            | -            | -                 | -        | .1                        | -                  | -                   | .1                             | -        | -          |
| Other major work not reported.....                         | .1                   | .1          | -      | -                            | -            | -                 | -        | -                         | .1                 | .1                  | .1                             | -        | -          |
| <b>Government Subsidy for Repairs</b>                      |                      |             |        |                              |              |                   |          |                           |                    |                     |                                |          |            |
| Units with major repairs the last 2 years.....             | 10.4                 | 10.4        | -      | -                            | -            | -                 | .4       | 1.2                       | .2                 | 1.8                 | 10.0                           | .4       | -          |
| Received low-interest loan or grant.....                   | 1.1                  | 1.1         | -      | -                            | -            | -                 | -        | -                         | -                  | .2                  | 1.1                            | -        | -          |
| No low-interest loan or grant.....                         | 8.4                  | 8.4         | -      | -                            | -            | -                 | 2        | 1.0                       | .2                 | 1.4                 | 8.2                            | .2       | -          |
| Not reported.....  | .9                   | .9          | -      | -                            | -            | -                 | 2        | .2                        | -                  | .2                  | .7                             | .2       | -          |

<sup>1</sup>See back cover for details.

<sup>2</sup>Includes other major repairs, alterations, or improvements totaling over \$500 each.

**Table 5-17. Rooms in Unit by Household and Unit Size, Income, and Costs - Occupied Units with Black Householder**

[Numbers in thousands. For meaning of symbols, see text.]

| Characteristics   | Occupied units |               |               |               |                 |        |          |        |         |         |                 |        |
|---|----------------|---------------|---------------|---------------|-----------------|--------|----------|--------|---------|---------|-----------------|--------|
|   | Total          | Rooms         |               |               |                 |        | Bedrooms |        |         |         |                 |        |
|   |                | 1 and 2 rooms | 3 and 4 rooms | 5 and 6 rooms | 7 rooms or more | Median | No rooms | 1 room | 2 rooms | 3 rooms | 4 rooms or more | Median |
| <b>Total</b> .....  | 58.3           | 1.4           | 19.3          | 28.7          | 6.9             | 5.1    | 1.0      | 6.2    | 23.6    | 18.4    | 7.2             | 2.3    |
| <b>Persons</b>  |                |               |               |               |                 |        |          |        |         |         |                 |        |
| 1 person.....   | 12.5           | 1.1           | 7.3           | 3.4           | .8              | 3.9    | .9       | 5.7    | 4.1     | 1.7     | .2              | 1.4    |
| 2 persons.....  | 13.7           | .3            | 6.9           | 6.2           | .3              | 4.4    | .1       | 2.1    | 7.7     | 3.3     | .4              | 2.1    |
| 3 persons.....  | 11.2           | ..            | 3.7           | 5.7           | 1.8             | 5.2    | ..       | .3     | 6.2     | 3.6     | 1.2             | 2.4    |
| 4 persons.....  | 11.3           | ..            | 1.0           | 7.8           | 2.5             | 5.7    | ..       | .1     | 4.0     | 5.5     | 1.6             | 2.8    |
| 5 persons.....  | 4.9            | ..            | .2            | 3.3           | 1.4             | 5.8    | ..       | ..     | 1.0     | 2.8     | 1.1             | 3.0    |
| 6 persons.....  | 2.3            | ..            | .1            | .9            | 1.3             | ..     | ..       | ..     | .4      | .4      | 1.4             | ..     |
| 7 persons or more.....  | 2.4            | ..            | ..            | 1.4           | 1.0             | ..     | ..       | ..     | .3      | 1.0     | 1.2             | ..     |
| Median.....   | 2.8            | ..            | 1.8           | 3.3           | 4.1             | ..     | ..       | 1.5    | 2.5     | 3.8     | 4.6             | ..     |
| <b>Rooms</b>  |                |               |               |               |                 |        |          |        |         |         |                 |        |
| 1 room.....   | 1.0            | ..            | ..            | ..            | ..              | ..     | 1.0      | ..     | ..      | ..      | ..              | ..     |
| 2 rooms.....  | .4             | ..            | ..            | ..            | ..              | ..     | ..       | .4     | ..      | ..      | ..              | ..     |
| 3 rooms.....  | 6.4            | ..            | ..            | ..            | ..              | ..     | ..       | 6.3    | .1      | ..      | ..              | 1.0    |
| 4 rooms.....  | 12.9           | ..            | ..            | ..            | ..              | ..     | ..       | 1.5    | 11.2    | .1      | ..              | 1.9    |
| 5 rooms.....  | 17.1           | ..            | ..            | ..            | ..              | ..     | ..       | ..     | 10.8    | 6.4     | ..              | 2.3    |
| 6 rooms.....  | 11.6           | ..            | ..            | ..            | ..              | ..     | ..       | ..     | 1.1     | 9.4     | 1.1             | 3.0    |
| 7 rooms.....  | 4.7            | ..            | ..            | ..            | ..              | ..     | ..       | ..     | .3      | 1.9     | 2.4             | 3.5+   |
| 8 rooms.....  | 1.9            | ..            | ..            | ..            | ..              | ..     | ..       | ..     | ..      | .6      | 1.3             | ..     |
| 9 rooms.....  | 2.0            | ..            | ..            | ..            | ..              | ..     | ..       | ..     | ..      | ..      | 2.0             | ..     |
| 10 rooms or more.....   | .3             | ..            | ..            | ..            | ..              | ..     | ..       | ..     | ..      | ..      | .3              | ..     |
| Median.....   | 5.0            | ..            | ..            | ..            | ..              | ..     | ..       | 3.1    | 4.5     | 5.8     | 7.5             | ..     |
| <b>Bedrooms</b>   |                |               |               |               |                 |        |          |        |         |         |                 |        |
| None.....   | 1.0            | 1.0           | ..            | ..            | ..              | ..     | ..       | ..     | ..      | ..      | ..              | ..     |
| 1.....  | 8.2            | .4            | 7.8           | ..            | ..              | 3.5    | ..       | ..     | ..      | ..      | ..              | ..     |
| 2.....  | 23.6           | ..            | 11.3          | 11.9          | .3              | 4.6    | ..       | ..     | ..      | ..      | ..              | ..     |
| 3.....  | 18.4           | ..            | .1            | 15.7          | 2.5             | 5.7    | ..       | ..     | ..      | ..      | ..              | ..     |
| 4 or more.....  | 7.2            | ..            | ..            | 1.1           | 6.1             | 6.5+   | ..       | ..     | ..      | ..      | ..              | ..     |
| Median.....   | 2.3            | ..            | 1.7           | 2.7           | 3.5+            | ..     | ..       | ..     | ..      | ..      | ..              | ..     |
| <b>Complete Bathrooms</b>   |                |               |               |               |                 |        |          |        |         |         |                 |        |
| None.....   | .5             | .5            | ..            | ..            | ..              | ..     | ..       | ..     | ..      | ..      | ..              | ..     |
| 1.....  | 45.5           | .9            | 18.0          | 22.8          | 3.9             | 4.8    | .6       | 7.9    | 21.3    | 13.0    | 2.7             | 2.2    |
| 1 and one-half.....   | 7.4            | ..            | 1.1           | 5.0           | 1.3             | 5.6    | ..       | .1     | 2.1     | 4.0     | 1.3             | 2.9    |
| 2 or more.....  | 4.8            | ..            | .2            | .9            | 3.7             | 6.5+   | ..       | ..     | .2      | 1.4     | 3.2             | 3.5+   |
| <b>Lot Size</b>   |                |               |               |               |                 |        |          |        |         |         |                 |        |
| Less than one-eighth acre.....  | 5.7            | ..            | .8            | 3.5           | 1.7             | 5.8    | ..       | ..     | 1.5     | 2.9     | 1.3             | 3.0    |
| One-eighth up to one-quarter acre.....  | 4.4            | ..            | .3            | 2.3           | 1.8             | 6.2    | ..       | ..     | .5      | 1.9     | 2.0             | 3.4    |
| One-quarter up to one-half acre.....  | .8             | ..            | ..            | .3            | .4              | ..     | ..       | ..     | ..      | .6      | ..              | ..     |
| One-half up to one acre.....  | .7             | ..            | ..            | .3            | .4              | ..     | ..       | ..     | ..      | .5      | .2              | ..     |
| 1 to 4 acres.....   | ..             | ..            | ..            | ..            | ..              | ..     | ..       | ..     | ..      | ..      | ..              | ..     |
| 5 to 9 acres.....   | ..             | ..            | ..            | ..            | ..              | ..     | ..       | ..     | ..      | ..      | ..              | ..     |
| 10 acres or more.....   | ..             | ..            | ..            | ..            | ..              | ..     | ..       | ..     | ..      | ..      | ..              | ..     |
| Don't know.....   | 6.2            | ..            | 2.3           | 3.3           | 2.6             | 5.6    | ..       | .4     | 2.5     | 3.1     | 2.2             | 2.9    |
| Not reported.....   | .6             | ..            | .2            | .3            | ..              | ..     | ..       | .2     | ..      | .3      | ..              | ..     |
| Median.....   | .13            | ..            | ..            | .13           | .16             | ..     | ..       | ..     | .13     | .14     | .16             | ..     |
| <b>Income of Families and Primary Individuals</b>                               |                |               |               |               |                 |        |          |        |         |         |                 |        |
| Less than \$5,000.....  | 4.3            | .3            | 1.6           | 2.1           | .3              | 4.7    | .3       | .6     | 2.2     | 1.3     | ..              | 2.1    |
| \$5,000 to \$9,999.....   | 21.3           | .6            | 6.6           | 9.9           | 2.1             | 4.8    | .4       | 4.0    | 8.8     | 6.6     | 1.6             | 2.2    |
| \$10,000 to \$14,999.....   | 6.5            | .3            | 2.9           | 4.5           | .8              | 5.0    | .1       | 1.4    | 3.5     | 2.7     | .7              | 2.3    |
| \$15,000 to \$19,999.....   | 5.4            | ..            | 1.6           | 2.6           | 1.2             | 5.3    | ..       | .6     | 2.7     | .8      | 1.3             | 2.3    |
| \$20,000 to \$24,999.....   | 5.9            | .1            | 2.1           | 2.7           | 1.0             | 5.1    | .1       | .5     | 2.8     | 1.5     | .9              | 2.3    |
| \$25,000 to \$29,999.....   | 3.0            | ..            | 1.0           | 1.6           | .3              | ..     | ..       | .5     | 1.2     | .9      | .3              | ..     |
| \$30,000 to \$34,999.....   | 2.4            | .1            | .9            | 1.1           | .4              | ..     | .1       | .2     | 1.1     | 1.0     | .3              | ..     |
| \$35,000 to \$39,999.....   | 2.4            | ..            | .4            | 1.5           | .6              | ..     | ..       | .2     | .8      | .7      | .6              | ..     |
| \$40,000 to \$49,999.....   | 2.2            | ..            | ..            | 1.6           | .5              | ..     | ..       | ..     | .2      | 1.5     | .5              | ..     |
| \$50,000 to \$59,999.....   | .4             | ..            | ..            | .4            | ..              | ..     | ..       | ..     | .1      | .3      | ..              | ..     |
| \$60,000 to \$79,999.....   | 1.5            | ..            | .1            | .5            | .8              | ..     | ..       | ..     | .2      | .4      | .8              | ..     |
| \$80,000 to \$99,999.....   | .8             | ..            | ..            | .3            | .5              | ..     | ..       | ..     | ..      | .4      | .4              | ..     |
| \$100,000 to \$119,999.....   | .2             | ..            | ..            | ..            | ..              | ..     | ..       | ..     | ..      | ..      | ..              | ..     |
| \$120,000 or more.....  | .2             | ..            | ..            | ..            | .2              | ..     | ..       | ..     | ..      | .2      | ..              | ..     |
| Median.....   | 12 084         | ..            | 9 641         | 12 606        | 19 908          | ..     | ..       | 9 377  | 11 193  | 12 343  | 20 344          | ..     |
| <b>Monthly Housing Costs</b>  |                |               |               |               |                 |        |          |        |         |         |                 |        |
| Less than \$100.....  | .4             | ..            | .4            | ..            | ..              | ..     | ..       | .4     | ..      | ..      | ..              | ..     |
| \$100 to \$199.....   | 5.3            | .4            | 3.4           | 1.5           | ..              | 3.8    | .3       | 2.1    | 1.8     | 1.0     | .1              | 1.7    |
| \$200 to \$249.....   | 2.3            | ..            | .7            | 1.3           | ..              | ..     | ..       | .6     | .7      | .7      | ..              | ..     |
| \$250 to \$299.....   | 4.8            | .3            | 2.5           | 1.3           | .6              | 4.1    | .3       | 1.2    | 1.8     | 1.2     | .3              | 2.0    |
| \$300 to \$349.....   | 6.3            | ..            | 2.8           | 2.7           | .9              | 4.8    | ..       | 1.9    | 2.6     | 1.2     | .8              | 2.0    |
| \$350 to \$399.....   | 6.8            | .1            | 2.8           | 3.8           | .5              | 4.9    | .1       | .8     | 4.0     | 1.8     | .1              | 2.1    |
| \$400 to \$449.....   | 9.3            | ..            | 2.6           | 5.5           | 1.2             | 5.3    | ..       | .8     | 4.5     | 3.1     | 1.1             | 2.4    |
| \$450 to \$499.....   | 6.3            | ..            | 1.8           | 3.0           | 1.4             | 5.4    | ..       | .3     | 3.0     | 1.5     | 1.5             | 2.5    |
| \$500 to \$599.....   | 6.1            | ..            | 2.1           | 3.1           | 1.0             | 5.2    | ..       | .4     | 2.4     | 2.2     | 1.1             | 2.6    |
| \$600 to \$699.....   | 4.3            | .1            | .5            | 2.6           | 1.1             | 5.7    | .1       | ..     | 1.0     | 2.7     | .5              | 2.9    |
| \$700 to \$799.....   | 3.2            | ..            | .1            | 2.0           | 1.1             | ..     | ..       | ..     | .6      | 1.7     | 1.0             | ..     |
| \$800 to \$999.....   | 1.4            | ..            | ..            | 1.0           | .4              | ..     | ..       | ..     | .4      | .8      | .2              | ..     |
| \$1,000 to \$1,249.....   | .4             | ..            | ..            | .2            | ..              | ..     | ..       | ..     | ..      | ..      | .4              | ..     |
| \$1,250 to \$1,499.....   | .6             | ..            | ..            | .4            | ..              | ..     | ..       | ..     | ..      | .2      | ..              | ..     |
| \$1,500 or more.....  | ..             | ..            | ..            | ..            | ..              | ..     | ..       | ..     | ..      | ..      | ..              | ..     |
| No cash rent.....   | .5             | ..            | ..            | .5            | ..              | ..     | ..       | ..     | .5      | ..      | ..              | ..     |
| Mortgage payment not reported.....  | .3             | ..            | ..            | .1            | ..              | ..     | ..       | ..     | .1      | ..      | ..              | ..     |
| Median (excludes no cash rent).....   | 418            | ..            | 350           | 433           | 491             | ..     | ..       | 295    | 406     | 449     | 494             | ..     |
| <b>Median Monthly Housing Costs For Owners</b>                                  |                |               |               |               |                 |        |          |        |         |         |                 |        |
| Monthly costs including all mortgages plus maintenance costs.....               | 559            | ..            | ..            | 573           | 573             | ..     | ..       | ..     | 524     | 572     | ..              | ..     |
| Monthly costs excluding 2nd and subsequent mortgages and maintenance costs..... | 523            | ..            | ..            | 532           | 473             | ..     | ..       | ..     | 508     | 518     | ..              | ..     |

**Table 5-17. Rooms in Unit by Household and Unit Size, Income, and Costs - Occupied Units with Black Householder—Con.**

[Numbers in thousands. For meaning of symbols, see text.]

| Characteristics             | Occupied units |               |               |               |                 |        |          |        |         |         |                 |        |
|-----------------------------|----------------|---------------|---------------|---------------|-----------------|--------|----------|--------|---------|---------|-----------------|--------|
|                             | Total          | Rooms         |               |               |                 |        | Bedrooms |        |         |         |                 |        |
|                             |                | 1 and 2 rooms | 3 and 4 rooms | 5 and 6 rooms | 7 rooms or more | Median | No rooms | 1 room | 2 rooms | 3 rooms | 4 rooms or more | Median |
| <b>OWNER OCCUPIED UNITS</b> |                |               |               |               |                 |        |          |        |         |         |                 |        |
| <b>Total</b> .....          | 16.8           | -             | 1.6           | 10.3          | 5.0             | 5.8    | -        | .1     | 4.8     | 8.3     | 3.6             | 2.9    |
| <b>Value</b>                |                |               |               |               |                 |        |          |        |         |         |                 |        |
| Less than \$10,000.....     | .5             | -             | -             | .3            | .2              | ...    | -        | -      | .1      | .3      | -               | ...    |
| \$10,000 to \$19,999.....   | 1.8            | -             | .4            | 1.2           | .1              | ...    | -        | -      | 1.0     | .6      | .1              | ...    |
| \$20,000 to \$29,999.....   | 3.7            | -             | .1            | 2.5           | 1.1             | 5.9    | -        | -      | 1.5     | 1.2     | 1.0             | 2.8    |
| \$30,000 to \$39,999.....   | 5.1            | -             | .5            | 2.6           | 1.9             | 6.0    | -        | -      | .8      | 3.1     | 1.1             | 3.0    |
| \$40,000 to \$49,999.....   | 2.0            | -             | .1            | 1.5           | .3              | ...    | -        | .1     | -       | 1.5     | .3              | ...    |
| \$50,000 to \$59,999.....   | 2.2            | -             | .4            | 1.2           | .6              | ...    | -        | -      | 1.2     | .7      | ...             | ...    |
| \$60,000 to \$69,999.....   | .5             | -             | -             | .2            | .3              | ...    | -        | -      | -       | .3      | ...             | ...    |
| \$70,000 to \$79,999.....   | .4             | -             | -             | .4            | -               | ...    | -        | -      | -       | .2      | ...             | ...    |
| \$80,000 to \$89,999.....   | .4             | -             | -             | .4            | -               | ...    | -        | -      | -       | .2      | ...             | ...    |
| \$100,000 to \$119,999..... | .4             | -             | -             | -             | .4              | ...    | -        | -      | -       | .2      | ...             | ...    |
| \$120,000 to \$149,999..... | -              | -             | -             | -             | -               | ...    | -        | -      | -       | -       | ...             | ...    |
| \$150,000 to \$199,999..... | -              | -             | -             | -             | -               | ...    | -        | -      | -       | -       | ...             | ...    |
| \$200,000 to \$249,999..... | -              | -             | -             | -             | -               | ...    | -        | -      | -       | -       | ...             | ...    |
| \$250,000 to \$299,999..... | -              | -             | -             | -             | -               | ...    | -        | -      | -       | -       | ...             | ...    |
| \$300,000 or more.....      | -              | -             | -             | -             | -               | ...    | -        | -      | -       | -       | ...             | ...    |
| <b>Median</b> .....         | 34 880         | ...           | ...           | 34 456        | 35 425          | ...    | ...      | ...    | 27 956  | 36 732  | ...             | ...    |

**Table 5-18. Square Footage by Household and Unit Size, Income, and Costs - Occupied Units with Black Householder**

[Numbers in thousands. For meaning of symbols, see text.]

| Characteristics   | Size of occupied detached 1-family homes and 1-family mobile homes |                           |                        |                          |                          |                          |                          |              | Median       |
|---|--|---------------------------|------------------------|--------------------------|--------------------------|--------------------------|--------------------------|--------------|--------------|
|   | Total  | Less than 500 square feet | 500 to 999 square feet | 1000 to 1499 square feet | 1500 to 1999 square feet | 2000 to 2499 square feet | 2500 square feet or more | Not reported |              |
| <b>Total</b> .....  | <b>18.2</b>  | <b>.3</b>                 | <b>1.6</b>             | <b>.6</b>                | <b>2.8</b>               | <b>2.5</b>               | <b>6.4</b>               | <b>3.9</b>   | <b>2 346</b> |
| <b>Persons</b>  |  |                           |                        |                          |                          |                          |                          |              |              |
| 1 person.....   | 2.2  | .1                        | -                      | -                        | .9                       | .1                       | .2                       | .8           | ...          |
| 2 persons.....  | 3.8  | -                         | .5                     | .2                       | .3                       | .9                       | 1.4                      | .5           | 2 353        |
| 3 persons.....  | 4.0  | -                         | .3                     | .2                       | .6                       | .4                       | 1.7                      | .8           | 2500+        |
| 4 persons.....  | 4.3  | -                         | .3                     | .2                       | .5                       | .5                       | 1.9                      | .8           | 2500+        |
| 5 persons.....  | 2.0  | .2                        | .1                     | -                        | .2                       | .5                       | .4                       | .5           | ...          |
| 6 persons.....  | 1.3  | -                         | .4                     | -                        | .3                       | -                        | .2                       | .4           | ...          |
| 7 persons or more.....  | .6   | -                         | -                      | -                        | -                        | -                        | .6                       | -            | ...          |
| Median.....   | 3.3  | -                         | -                      | -                        | -                        | -                        | 3.5                      | 3.3          | ...          |
| <b>Rooms</b>  |  |                           |                        |                          |                          |                          |                          |              |              |
| 1 room.....   | -  | -                         | -                      | -                        | -                        | -                        | -                        | -            | ...          |
| 2 rooms.....  | -  | -                         | -                      | -                        | -                        | -                        | -                        | -            | ...          |
| 3 rooms.....  | .4   | .1                        | .3                     | -                        | -                        | -                        | -                        | -            | ...          |
| 4 rooms.....  | 2.4  | -                         | .1                     | .4                       | .7                       | .1                       | .7                       | .4           | ...          |
| 5 rooms.....  | 4.2  | -                         | .3                     | .2                       | .9                       | .8                       | 1.0                      | 1.1          | 2 184        |
| 6 rooms.....  | 4.5  | -                         | .2                     | .2                       | .6                       | 1.5                      | .7                       | 1.2          | 2 175        |
| 7 rooms.....  | 3.1  | -                         | .2                     | -                        | .6                       | .1                       | 1.7                      | .4           | ...          |
| 8 rooms.....  | 1.8  | .2                        | -                      | -                        | -                        | -                        | .8                       | .6           | ...          |
| 9 rooms.....  | 1.9  | -                         | .4                     | -                        | -                        | -                        | 1.3                      | .2           | ...          |
| 10 rooms or more.....   | .2   | -                         | -                      | -                        | -                        | -                        | .2                       | -            | ...          |
| Median.....   | 6.0  | -                         | -                      | -                        | -                        | -                        | 7.0                      | 5.8          | ...          |
| <b>Bedrooms</b>   |  |                           |                        |                          |                          |                          |                          |              |              |
| None.....   | -  | -                         | -                      | -                        | -                        | -                        | -                        | -            | ...          |
| 1.....  | .4   | .1                        | .3                     | -                        | -                        | -                        | -                        | -            | ...          |
| 2.....  | 3.8  | -                         | .2                     | .4                       | .9                       | .7                       | 1.0                      | .6           | 2 068        |
| 3.....  | 8.3  | -                         | .4                     | .2                       | 1.5                      | 1.6                      | 2.2                      | 2.3          | 2 254        |
| 4 or more.....  | 5.7  | .2                        | .7                     | -                        | .4                       | .2                       | 3.2                      | 1.0          | 2500+        |
| Median.....   | 3.1  | -                         | -                      | -                        | -                        | -                        | 3.5+                     | 3.1          | ...          |
| <b>Complete Bathrooms</b>   |  |                           |                        |                          |                          |                          |                          |              |              |
| None.....   | -  | -                         | -                      | -                        | -                        | -                        | -                        | -            | ...          |
| 1.....  | 9.8  | .1                        | 1.2                    | .4                       | 1.9                      | 1.2                      | 2.7                      | 2.4          | 2 063        |
| 1 and one-half.....   | 4.5  | -                         | -                      | .2                       | .8                       | 1.2                      | 1.4                      | 1.0          | 2 332        |
| 2 or more.....  | 3.9  | .2                        | .4                     | -                        | .2                       | .2                       | 2.3                      | .6           | 2500+        |
| <b>Lot Size</b>   |  |                           |                        |                          |                          |                          |                          |              |              |
| Less than one-eighth acre.....  | 5.5  | -                         | -                      | .2                       | 1.0                      | 1.2                      | 2.1                      | 1.1          | 2 457        |
| One-eighth up to one-quarter acre.....  | 4.4  | .2                        | .4                     | -                        | .4                       | .8                       | 1.8                      | .7           | 2 495        |
| One-quarter up to one-half acre.....  | .6   | -                         | -                      | -                        | -                        | -                        | .4                       | .1           | ...          |
| One-half up to one acre.....  | .7   | -                         | -                      | -                        | -                        | .2                       | .6                       | -            | ...          |
| 1 to 4 acres.....   | -  | -                         | -                      | -                        | -                        | -                        | -                        | -            | ...          |
| 5 to 9 acres.....   | -  | -                         | -                      | -                        | -                        | -                        | -                        | -            | ...          |
| 10 acres or more.....   | -  | -                         | -                      | -                        | -                        | -                        | -                        | -            | ...          |
| Don't know.....   | 6.7  | .1                        | 1.2                    | .4                       | 1.5                      | .5                       | 1.4                      | 1.7          | 1 779        |
| Not reported.....   | .2   | -                         | -                      | -                        | -                        | -                        | -                        | .2           | ...          |
| Median.....   | .13  | -                         | -                      | -                        | -                        | -                        | .15                      | .13          | ...          |
| <b>Income of Families and Primary Individuals</b>                               |  |                           |                        |                          |                          |                          |                          |              |              |
| Less than \$5,000.....  | 1.0  | .1                        | .1                     | -                        | .3                       | .2                       | -                        | .2           | ...          |
| \$5,000 to \$9,999.....   | 4.5  | -                         | .6                     | .2                       | .7                       | .5                       | .5                       | 1.9          | 1 808        |
| \$10,000 to \$14,999.....   | 1.4  | -                         | -                      | -                        | .2                       | .3                       | .6                       | .3           | ...          |
| \$15,000 to \$19,999.....   | 2.3  | -                         | .5                     | .2                       | .3                       | .2                       | 1.0                      | .2           | ...          |
| \$20,000 to \$24,999.....   | 2.1  | -                         | .1                     | -                        | .6                       | -                        | 1.1                      | .4           | ...          |
| \$25,000 to \$29,999.....   | 1.3  | -                         | .1                     | -                        | -                        | .6                       | .4                       | .2           | ...          |
| \$30,000 to \$34,999.....   | 1.0  | -                         | -                      | -                        | .2                       | .2                       | .2                       | .4           | ...          |
| \$35,000 to \$39,999.....   | 1.0  | .2                        | -                      | -                        | .4                       | .1                       | .1                       | .2           | ...          |
| \$40,000 to \$49,999.....   | 1.5  | -                         | .1                     | .2                       | -                        | .2                       | .9                       | .2           | ...          |
| \$50,000 to \$59,999.....   | .1   | -                         | -                      | -                        | .1                       | -                        | -                        | -            | ...          |
| \$60,000 to \$79,999.....   | 1.0  | -                         | -                      | -                        | -                        | .2                       | .8                       | -            | ...          |
| \$80,000 to \$99,999.....   | .7   | -                         | -                      | -                        | -                        | .1                       | .4                       | .2           | ...          |
| \$100,000 to \$119,999.....   | .2   | -                         | -                      | -                        | -                        | -                        | .2                       | -            | ...          |
| \$120,000 or more.....  | .2   | -                         | -                      | -                        | -                        | -                        | .2                       | -            | ...          |
| Median.....   | 19 807   | -                         | -                      | -                        | -                        | -                        | 24 638                   | 9 498        | ...          |
| <b>Monthly Housing Costs</b>  |  |                           |                        |                          |                          |                          |                          |              |              |
| Less than \$100.....  | -  | -                         | -                      | -                        | -                        | -                        | -                        | -            | ...          |
| \$100 to \$199.....   | .9   | -                         | -                      | -                        | -                        | -                        | .6                       | .3           | ...          |
| \$200 to \$249.....   | 1.0  | -                         | .1                     | -                        | -                        | .2                       | .3                       | .3           | ...          |
| \$250 to \$299.....   | .8   | .1                        | -                      | -                        | .2                       | -                        | .3                       | .2           | ...          |
| \$300 to \$349.....   | 1.1  | -                         | .1                     | -                        | .1                       | -                        | .6                       | .1           | ...          |
| \$350 to \$399.....   | 1.3  | -                         | .4                     | -                        | .2                       | .3                       | .2                       | .1           | ...          |
| \$400 to \$449.....   | 2.3  | -                         | .6                     | -                        | .8                       | .2                       | .1                       | .8           | ...          |
| \$450 to \$499.....   | 3.1  | -                         | .1                     | .2                       | .7                       | .2                       | 1.2                      | .7           | ...          |
| \$500 to \$599.....   | 1.7  | -                         | .2                     | .2                       | .5                       | .1                       | .1                       | .8           | ...          |
| \$600 to \$699.....   | 2.7  | -                         | -                      | .2                       | .4                       | .5                       | .7                       | .9           | ...          |
| \$700 to \$799.....   | 1.6  | .2                        | -                      | -                        | -                        | .4                       | 1.0                      | -            | ...          |
| \$800 to \$999.....   | .8   | -                         | -                      | -                        | -                        | .4                       | .4                       | -            | ...          |
| \$1,000 to \$1,249.....   | .4   | -                         | -                      | -                        | -                        | -                        | .4                       | -            | ...          |
| \$1,250 to \$1,499.....   | .2   | -                         | -                      | -                        | -                        | -                        | .2                       | -            | ...          |
| \$1,500 or more.....  | -  | -                         | -                      | -                        | -                        | -                        | -                        | -            | ...          |
| No cash rent.....   | .2   | -                         | -                      | -                        | -                        | .2                       | -                        | -            | ...          |
| Mortgage payment not reported.....  | .2   | -                         | -                      | -                        | -                        | -                        | .2                       | -            | ...          |
| Median (excludes no cash rent).....   | 476  | -                         | -                      | -                        | -                        | -                        | 486                      | 469          | ...          |
| <b>Median Monthly Housing Costs For Owners</b>                                  |  |                           |                        |                          |                          |                          |                          |              |              |
| Monthly costs including all mortgages plus maintenance costs.....               | 554  | -                         | -                      | -                        | -                        | -                        | 652                      | -            | ...          |
| Monthly costs excluding 2nd and subsequent mortgages and maintenance costs..... | 499  | -                         | -                      | -                        | -                        | -                        | 623                      | -            | ...          |

**Table 5-18. Square Footage by Household and Unit Size, Income, and Costs - Occupied Units with Black Householder—Con.**

[Numbers in thousands. For meaning of symbols, see text.]

| Characteristics              | Size of occupied detached 1-family homes and 1-family mobile homes |                           |                        |                          |                          |                          |                          |              | Median |
|------------------------------|--|---------------------------|------------------------|--------------------------|--------------------------|--------------------------|--------------------------|--------------|--------|
|                              | Total  | Less than 500 square feet | 500 to 999 square feet | 1000 to 1499 square feet | 1500 to 1999 square feet | 2000 to 2499 square feet | 2500 square feet or more | Not reported |        |
| <b>OWNER OCCUPIED UNITS</b>  |  |                           |                        |                          |                          |                          |                          |              |        |
| Total .....                  | 11.8   | .2                        | .7                     | .2                       | 1.5                      | 2.0                      | 6.2                      | 2.0          | 2500+  |
| <b>Value</b>                 |  |                           |                        |                          |                          |                          |                          |              |        |
| Less than \$10,000 .....     | .1   | -                         | -                      | -                        | -                        | -                        | -                        | .1           | ...    |
| \$10,000 to \$19,999 .....   | .8   | -                         | -                      | -                        | -                        | .2                       | .1                       | .4           | ...    |
| \$20,000 to \$29,999 .....   | 2.2  | .2                        | .4                     | -                        | -                        | -                        | 1.2                      | .3           | ...    |
| \$30,000 to \$39,999 .....   | 4.3  | -                         | .1                     | -                        | -                        | 1.0                      | 2.1                      | .4           | 2500+  |
| \$40,000 to \$49,999 .....   | 1.6  | -                         | .2                     | .2                       | .1                       | .4                       | .3                       | .4           | ...    |
| \$50,000 to \$59,999 .....   | 1.3  | -                         | -                      | -                        | -                        | .2                       | .4                       | .3           | ...    |
| \$60,000 to \$69,999 .....   | .5   | -                         | -                      | -                        | .4                       | .2                       | .2                       | -            | ...    |
| \$70,000 to \$79,999 .....   | .2   | -                         | -                      | -                        | -                        | .3                       | -                        | -            | ...    |
| \$80,000 to \$99,999 .....   | .4   | -                         | -                      | -                        | -                        | .2                       | .4                       | -            | ...    |
| \$100,000 to \$119,999 ..... | .4   | -                         | -                      | -                        | -                        | -                        | .4                       | -            | ...    |
| \$120,000 to \$149,999 ..... | -  | -                         | -                      | -                        | -                        | -                        | -                        | -            | ...    |
| \$150,000 to \$199,999 ..... | -  | -                         | -                      | -                        | -                        | -                        | -                        | -            | ...    |
| \$200,000 to \$249,999 ..... | -  | -                         | -                      | -                        | -                        | -                        | -                        | -            | ...    |
| \$250,000 to \$299,999 ..... | -  | -                         | -                      | -                        | -                        | -                        | -                        | -            | ...    |
| \$300,000 or more .....      | -  | -                         | -                      | -                        | -                        | -                        | -                        | -            | ...    |
| Median .....                 | 36 642   | -                         | -                      | -                        | -                        | -                        | 35 880                   | -            | ...    |

**Table 5-19. Income, Costs, and Mortgage - Occupied Units with Black Householder**

[Numbers in thousands. For meaning of symbols, see text.]

| Characteristics   | Owner occupied |                        |               |        |                  |                        |               |       | Renter occupied        |       |                                   |       |
|---|----------------|------------------------|---------------|--------|------------------|------------------------|---------------|-------|------------------------|-------|-----------------------------------|-------|
|   | With mortgage  |                        |               |        | With no mortgage |                        |               |       | All renters            |       | Unsubsidized renters <sup>1</sup> |       |
|   | Total          | Specified <sup>2</sup> | Not specified |        | Total            | Specified <sup>2</sup> | Not specified |       | Specified <sup>3</sup> | Other | Specified <sup>3</sup>            | Other |
|   |                |                        | Condo or Coop | Other  |                  |                        | Condo or Coop | Other |                        |       |                                   |       |
| <b>Total</b> .....  | 13.9           | 10.0                   | .1            | 3.8    | 2.9              | 1.9                    | -             | 1.1   | 41.5                   | -     | 33.4                              | -     |
| <b>Income of Families and Primary Individuals</b>                               |                |                        |               |        |                  |                        |               |       |                        |       |                                   |       |
| Less than \$5,000.....  | .5             | .4                     | -             | .2     | .8               | .3                     | -             | .2    | 3.2                    | -     | 2.5                               | -     |
| \$5,000 to \$9,999.....   | 1.7            | 1.6                    | -             | .1     | 5.5              | 3.2                    | -             | 2.2   | 19.1                   | -     | 13.4                              | -     |
| \$10,000 to \$14,999.....   | 1.7            | .8                     | -             | 1.0    | 2.2              | 1.3                    | -             | 2.2   | 6.5                    | -     | 5.8                               | -     |
| \$15,000 to \$19,999.....   | 1.1            | .9                     | -             | .2     | 3.5              | 2.3                    | -             | 2.2   | 3.8                    | -     | 3.3                               | -     |
| \$20,000 to \$24,999.....   | 1.4            | .9                     | .1            | .4     | 4.4              | 3.0                    | -             | 1.1   | 4.1                    | -     | 3.7                               | -     |
| \$25,000 to \$29,999.....   | 1.8            | 1.1                    | -             | .5     | 2.1              | 1.1                    | -             | -     | 1.4                    | -     | 1.4                               | -     |
| \$30,000 to \$34,999.....   | .8             | .4                     | -             | .3     | 2.2              | 1.1                    | -             | -     | 1.5                    | -     | 1.5                               | -     |
| \$35,000 to \$39,999.....   | 1.3            | .6                     | -             | .7     | 2.1              | 1.1                    | -             | -     | 1.0                    | -     | 1.0                               | -     |
| \$40,000 to \$49,999.....   | 1.5            | 1.5                    | -             | -      | 2.2              | 2.2                    | -             | -     | .4                     | -     | .4                                | -     |
| \$50,000 to \$59,999.....   | .1             | .1                     | -             | -      | 1.1              | -                      | -             | 1.1   | .1                     | -     | .1                                | -     |
| \$60,000 to \$79,999.....   | 1.2            | .8                     | -             | .3     | -                | -                      | -             | -     | .3                     | -     | .3                                | -     |
| \$80,000 to \$99,999.....   | .7             | .7                     | -             | -      | -                | -                      | -             | -     | .1                     | -     | .1                                | -     |
| \$100,000 to \$119,999.....   | -              | -                      | -             | -      | -                | -                      | -             | -     | -                      | -     | -                                 | -     |
| \$120,000 or more.....  | .2             | .2                     | -             | -      | -                | -                      | -             | -     | -                      | -     | -                                 | -     |
| <b>Median</b> .....   | 26 459         | 27 511                 | -             | 24 490 | -                | -                      | -             | -     | 9 591                  | -     | 10 720                            | -     |
| <b>Monthly Housing Costs</b>  |                |                        |               |        |                  |                        |               |       |                        |       |                                   |       |
| Less than \$100.....  | -              | -                      | -             | -      | -                | -                      | -             | -     | .4                     | -     | -                                 | -     |
| \$100 to \$199.....   | -              | -                      | -             | -      | .3               | .3                     | -             | -     | 5.0                    | -     | 1.5                               | -     |
| \$200 to \$249.....   | -              | -                      | -             | -      | 1.0              | 1.0                    | -             | -     | 1.3                    | -     | .7                                | -     |
| \$250 to \$299.....   | .3             | .3                     | -             | -      | .7               | .1                     | -             | .5    | 3.8                    | -     | 3.2                               | -     |
| \$300 to \$349.....   | .7             | .6                     | -             | .1     | .4               | .2                     | -             | .2    | 5.2                    | -     | 4.6                               | -     |
| \$350 to \$399.....   | .7             | .7                     | -             | -      | .2               | -                      | -             | .2    | 5.9                    | -     | 5.8                               | -     |
| \$400 to \$449.....   | 1.5            | 1.2                    | -             | .3     | .1               | -                      | -             | .1    | 7.8                    | -     | 6.6                               | -     |
| \$450 to \$499.....   | 1.6            | 1.4                    | -             | .2     | -                | -                      | -             | -     | 4.7                    | -     | 4.2                               | -     |
| \$500 to \$599.....   | 1.9            | 1.0                    | .1            | .8     | -                | -                      | -             | -     | 4.3                    | -     | 3.8                               | -     |
| \$600 to \$699.....   | 2.4            | 1.9                    | -             | .5     | -                | -                      | -             | -     | 2.0                    | -     | 1.8                               | -     |
| \$700 to \$799.....   | 2.4            | 1.6                    | -             | .8     | .2               | .2                     | -             | -     | .5                     | -     | .5                                | -     |
| \$800 to \$999.....   | 1.4            | .8                     | -             | .6     | -                | -                      | -             | -     | -                      | -     | -                                 | -     |
| \$1,000 to \$1,249.....   | .4             | .4                     | -             | -      | -                | -                      | -             | -     | -                      | -     | -                                 | -     |
| \$1,250 to \$1,499.....   | .2             | -                      | -             | .2     | -                | -                      | -             | -     | .4                     | -     | .4                                | -     |
| \$1,500 or more.....  | -              | -                      | -             | -      | -                | -                      | -             | -     | -                      | -     | -                                 | -     |
| No cash rent.....   | -              | -                      | -             | -      | -                | -                      | -             | -     | .5                     | -     | .5                                | -     |
| Mortgage payment not reported.....  | .3             | .2                     | -             | .1     | -                | -                      | -             | -     | -                      | -     | -                                 | -     |
| <b>Median (excludes no cash rent)</b> .....                                     | 601            | 571                    | -             | 671    | -                | -                      | -             | -     | 391                    | -     | 406                               | -     |
| <b>Median Monthly Housing Costs For Owners</b>                                  |                |                        |               |        |                  |                        |               |       |                        |       |                                   |       |
| Monthly costs including all mortgages plus maintenance costs.....               | 615            | 595                    | -             | -      | -                | -                      | -             | -     | -                      | -     | -                                 | -     |
| Monthly costs excluding 2nd and subsequent mortgages and maintenance costs..... | 581            | 571                    | -             | -      | -                | -                      | -             | -     | -                      | -     | -                                 | -     |
| <b>Monthly Housing Costs as Percent of Income</b>                               |                |                        |               |        |                  |                        |               |       |                        |       |                                   |       |
| Less than 5 percent.....  | -              | -                      | -             | -      | -                | -                      | -             | -     | -                      | -     | -                                 | -     |
| 5 to 9 percent.....   | .7             | .7                     | -             | -      | .8               | .5                     | -             | .1    | .4                     | -     | .4                                | -     |
| 10 to 14 percent.....   | 1.3            | 1.1                    | -             | .2     | -                | -                      | -             | -     | 1.8                    | -     | 1.8                               | -     |
| 15 to 19 percent.....   | 1.9            | 1.9                    | -             | -      | .5               | .5                     | -             | -     | 3.2                    | -     | 2.9                               | -     |
| 20 to 24 percent.....   | 2.0            | 1.1                    | -             | .9     | .3               | .3                     | -             | .3    | 2.8                    | -     | 1.7                               | -     |
| 25 to 29 percent.....   | 1.7            | .8                     | -             | .8     | .2               | .2                     | -             | -     | 7.9                    | -     | 4.8                               | -     |
| 30 to 34 percent.....   | 1.4            | .9                     | .1            | .3     | .4               | .2                     | -             | .2    | 1.9                    | -     | 1.5                               | -     |
| 35 to 39 percent.....   | .8             | .6                     | -             | .2     | -                | -                      | -             | -     | 2.1                    | -     | 1.9                               | -     |
| 40 to 49 percent.....   | .7             | .5                     | -             | .2     | -                | -                      | -             | -     | 3.8                    | -     | 3.0                               | -     |
| 50 to 59 percent.....   | .3             | .3                     | -             | .3     | .3               | .1                     | -             | .2    | 2.8                    | -     | 2.5                               | -     |
| 60 to 69 percent.....   | .9             | .7                     | -             | .2     | -                | -                      | -             | -     | 5.5                    | -     | 4.9                               | -     |
| 70 to 99 percent.....   | 1.3            | .9                     | -             | .4     | .4               | .1                     | -             | .2    | 4.8                    | -     | 4.3                               | -     |
| 100 percent or more <sup>4</sup> .....  | .3             | .1                     | -             | .2     | .2               | .2                     | -             | -     | 3.8                    | -     | 2.9                               | -     |
| Zero or negative income.....  | .2             | .2                     | -             | -      | -                | -                      | -             | -     | .5                     | -     | .4                                | -     |
| No cash rent.....   | -              | -                      | -             | -      | -                | -                      | -             | -     | .5                     | -     | .5                                | -     |
| Mortgage payment not reported.....  | .3             | .2                     | -             | .1     | -                | -                      | -             | -     | -                      | -     | -                                 | -     |
| <b>Median (excludes 3 previous lines)</b> .....                                 | 27             | 25                     | -             | 29     | -                | -                      | -             | -     | 40                     | -     | 44                                | -     |
| <b>OWNER OCCUPIED UNITS</b>   |                |                        |               |        |                  |                        |               |       |                        |       |                                   |       |
| <b>Total</b> .....  | 13.9           | 10.0                   | .1            | 3.8    | 2.9              | 1.9                    | -             | 1.1   | -                      | -     | -                                 | -     |
| <b>Value</b>  |                |                        |               |        |                  |                        |               |       |                        |       |                                   |       |
| Less than \$10,000.....   | .1             | -                      | -             | .1     | .3               | .1                     | -             | .2    | -                      | -     | -                                 | -     |
| \$10,000 to \$19,999.....   | 1.6            | .6                     | -             | 1.0    | .2               | .2                     | -             | -     | -                      | -     | -                                 | -     |
| \$20,000 to \$29,999.....   | 2.1            | 1.0                    | -             | 1.0    | 1.6              | 1.0                    | -             | .7    | -                      | -     | -                                 | -     |
| \$30,000 to \$39,999.....   | 4.5            | 3.7                    | -             | .7     | .6               | .8                     | -             | -     | -                      | -     | -                                 | -     |
| \$40,000 to \$49,999.....   | 2.0            | 1.8                    | .1            | -      | -                | -                      | -             | -     | -                      | -     | -                                 | -     |
| \$50,000 to \$59,999.....   | 2.0            | 1.1                    | -             | .8     | .2               | -                      | -             | .2    | -                      | -     | -                                 | -     |
| \$60,000 to \$69,999.....   | .5             | .5                     | -             | -      | -                | -                      | -             | -     | -                      | -     | -                                 | -     |
| \$70,000 to \$79,999.....   | .4             | .4                     | -             | -      | -                | -                      | -             | -     | -                      | -     | -                                 | -     |
| \$80,000 to \$99,999.....   | .4             | .4                     | -             | -      | -                | -                      | -             | -     | -                      | -     | -                                 | -     |
| \$100,000 to \$119,999.....   | .4             | .4                     | -             | -      | -                | -                      | -             | -     | -                      | -     | -                                 | -     |
| \$120,000 to \$149,999.....   | -              | -                      | -             | -      | -                | -                      | -             | -     | -                      | -     | -                                 | -     |
| \$150,000 to \$199,999.....   | -              | -                      | -             | -      | -                | -                      | -             | -     | -                      | -     | -                                 | -     |
| \$200,000 to \$249,999.....   | -              | -                      | -             | -      | -                | -                      | -             | -     | -                      | -     | -                                 | -     |
| \$250,000 to \$299,999.....   | -              | -                      | -             | -      | -                | -                      | -             | -     | -                      | -     | -                                 | -     |
| \$300,000 or more.....  | -              | -                      | -             | -      | -                | -                      | -             | -     | -                      | -     | -                                 | -     |
| <b>Median</b> .....   | 37 037         | 39 068                 | -             | 27 012 | -                | -                      | -             | -     | -                      | -     | -                                 | -     |

Table 5-19. Income, Costs, and Mortgage - Occupied Units with Black Householder—Con.

[Numbers in thousands. For meaning of symbols, see text.]

| Characteristics  | Owner occupied |                        |               |       |                  |                        |               |       | Renter occupied        |       |                                   |       |
|--|----------------|------------------------|---------------|-------|------------------|------------------------|---------------|-------|------------------------|-------|-----------------------------------|-------|
|  | With mortgage  |                        |               |       | With no mortgage |                        |               |       | All renters            |       | Unsubsidized renters <sup>1</sup> |       |
|  | Total          | Specified <sup>2</sup> | Not specified |       | Total            | Specified <sup>2</sup> | Not specified |       | Specified <sup>3</sup> | Other | Specified <sup>3</sup>            | Other |
|  |                |                        | Condo or Coop | Other |                  |                        | Condo or Coop | Other |                        |       |                                   |       |
| <b>OWNER OCCUPIED UNITS—Con.</b>                       |                |                        |               |       |                  |                        |               |       |                        |       |                                   |       |
| <b>Value-Income Ratio</b>                              |                |                        |               |       |                  |                        |               |       |                        |       |                                   |       |
| Less than 1.5 .....                                    | 7.7            | 5.2                    | -             | 2.5   | 1.9              | 1.2                    | -             | .7    | ...                    | ...   | ...                               | ...   |
| 1.5 to 1.9 .....                                       | 1.3            | 1.1                    | -             | .2    | .1               | .1                     | -             | ...   | ...                    | ...   | ...                               |       |
| 2.0 to 2.4 .....                                       | 1.1            | .8                     | .1            | .4    | -                | -                      | -             | ...   | ...                    | ...   | ...                               |       |
| 2.5 to 2.9 .....                                       | 1.0            | .8                     | -             | .2    | -                | -                      | -             | ...   | ...                    | ...   | ...                               |       |
| 3.0 to 3.9 .....                                       | .8             | .3                     | -             | .2    | .4               | .2                     | -             | .2    | ...                    | ...   | ...                               |       |
| 4.0 to 4.9 .....                                       | .5             | .5                     | -             | -     | -                | -                      | -             | ...   | ...                    | ...   | ...                               |       |
| 5.0 or more .....                                      | 1.4            | 1.2                    | -             | .2    | .8               | .3                     | -             | .2    | ...                    | ...   | ...                               |       |
| Zero or negative income .....                          | .2             | .2                     | -             | -     | -                | -                      | -             | ...   | ...                    | ...   | ...                               |       |
| Median .....   | 1.5            | 1.5                    | -             | 1.5   | -                | -                      | -             | -     | ...                    | ...   | ...                               |       |
| <b>Average Monthly Cost Paid for Real Estate Taxes</b> |                |                        |               |       |                  |                        |               |       |                        |       |                                   |       |
| Less than \$25 .....                                   | .3             | .1                     | -             | .1    | -                | -                      | -             | -     | ...                    | ...   | ...                               |       |
| \$25 to \$49 .....                                     | .7             | .7                     | -             | -     | .4               | .3                     | -             | .1    | ...                    | ...   | ...                               |       |
| \$50 to \$74 .....                                     | 2.6            | 1.7                    | -             | .8    | 1.0              | .8                     | -             | .2    | ...                    | ...   | ...                               |       |
| \$75 to \$99 .....                                     | 2.7            | 1.9                    | .1            | .7    | -                | -                      | -             | ...   | ...                    | ...   | ...                               |       |
| \$100 to \$149 .....                                   | 4.3            | 2.9                    | -             | 1.4   | .7               | .5                     | -             | .2    | ...                    | ...   | ...                               |       |
| \$150 to \$199 .....                                   | 2.5            | 2.0                    | -             | .5    | .6               | -                      | -             | .6    | ...                    | ...   | ...                               |       |
| \$200 or more .....                                    | .8             | .6                     | -             | .2    | .2               | -                      | -             | -     | ...                    | ...   | ...                               |       |
| Median .....   | 108            | 108                    | -             | 108   | -                | -                      | -             | -     | ...                    | ...   | ...                               |       |
| <b>OWNERS WITH ONE OR MORE MORTGAGES</b>               |                |                        |               |       |                  |                        |               |       |                        |       |                                   |       |
| Total .....  | 13.9           | 10.0                   | .1            | 3.8   | -                | -                      | -             | -     | ...                    | ...   | ...                               |       |
| <b>Monthly Payment for Principal and Interest</b>      |                |                        |               |       |                  |                        |               |       |                        |       |                                   |       |
| Less than \$100 .....                                  | 1.1            | 1.0                    | -             | .1    | ...              | ...                    | ...           | ...   | ...                    | ...   | ...                               |       |
| \$100 to \$199 .....                                   | 3.3            | 2.7                    | -             | .6    | ...              | ...                    | ...           | ...   | ...                    | ...   | ...                               |       |
| \$200 to \$249 .....                                   | 1.4            | 1.1                    | -             | .3    | ...              | ...                    | ...           | ...   | ...                    | ...   | ...                               |       |
| \$250 to \$299 .....                                   | 1.0            | .9                     | .1            | -     | ...              | ...                    | ...           | ...   | ...                    | ...   | ...                               |       |
| \$300 to \$349 .....                                   | 1.8            | 1.1                    | -             | .7    | ...              | ...                    | ...           | ...   | ...                    | ...   | ...                               |       |
| \$350 to \$399 .....                                   | 1.4            | 1.2                    | -             | .2    | ...              | ...                    | ...           | ...   | ...                    | ...   | ...                               |       |
| \$400 to \$449 .....                                   | .9             | .6                     | -             | .4    | ...              | ...                    | ...           | ...   | ...                    | ...   | ...                               |       |
| \$450 to \$499 .....                                   | .5             | .1                     | -             | .3    | ...              | ...                    | ...           | ...   | ...                    | ...   | ...                               |       |
| \$500 to \$599 .....                                   | 1.5            | .8                     | -             | .7    | ...              | ...                    | ...           | ...   | ...                    | ...   | ...                               |       |
| \$600 to \$699 .....                                   | -              | -                      | -             | -     | ...              | ...                    | ...           | ...   | ...                    | ...   | ...                               |       |
| \$700 to \$799 .....                                   | .4             | .2                     | -             | .2    | ...              | ...                    | ...           | ...   | ...                    | ...   | ...                               |       |
| \$800 to \$999 .....                                   | .2             | .2                     | -             | -     | ...              | ...                    | ...           | ...   | ...                    | ...   | ...                               |       |
| \$1,000 to \$1,249 .....                               | -              | -                      | -             | -     | ...              | ...                    | ...           | ...   | ...                    | ...   | ...                               |       |
| \$1,250 to \$1,499 .....                               | -              | -                      | -             | -     | ...              | ...                    | ...           | ...   | ...                    | ...   | ...                               |       |
| \$1,500 or more .....                                  | -              | -                      | -             | -     | ...              | ...                    | ...           | ...   | ...                    | ...   | ...                               |       |
| Not reported .....                                     | .3             | .2                     | -             | .1    | ...              | ...                    | ...           | ...   | ...                    | ...   | ...                               |       |
| Median .....   | 298            | 280                    | -             | 356   | ...              | ...                    | ...           | ...   | ...                    | ...   | ...                               |       |
| <b>Type of Primary Mortgage</b>                        |                |                        |               |       |                  |                        |               |       |                        |       |                                   |       |
| FHA .....  | 4.0            | 3.1                    | -             | .9    | ...              | ...                    | ...           | ...   | ...                    | ...   | ...                               |       |
| VA .....   | 2.5            | 1.7                    | -             | .8    | ...              | ...                    | ...           | ...   | ...                    | ...   | ...                               |       |
| Farmers Home Administration .....                      | -              | -                      | -             | -     | ...              | ...                    | ...           | ...   | ...                    | ...   | ...                               |       |
| Other types .....                                      | 7.1            | 5.0                    | .1            | 1.9   | ...              | ...                    | ...           | ...   | ...                    | ...   | ...                               |       |
| Don't know .....                                       | -              | -                      | -             | -     | ...              | ...                    | ...           | ...   | ...                    | ...   | ...                               |       |
| Not reported .....                                     | .3             | .2                     | -             | .1    | ...              | ...                    | ...           | ...   | ...                    | ...   | ...                               |       |
| <b>Mortgage Origination</b>                            |                |                        |               |       |                  |                        |               |       |                        |       |                                   |       |
| Placed new mortgage(s) .....                           | 12.2           | 9.1                    | .1            | 3.0   | ...              | ...                    | ...           | ...   | ...                    | ...   | ...                               |       |
| Primary obtained when property acquired .....          | 10.8           | 8.2                    | .1            | 2.5   | ...              | ...                    | ...           | ...   | ...                    | ...   | ...                               |       |
| Obtained later .....                                   | 1.4            | .9                     | -             | .5    | ...              | ...                    | ...           | ...   | ...                    | ...   | ...                               |       |
| Date not reported .....                                | -              | -                      | -             | -     | ...              | ...                    | ...           | ...   | ...                    | ...   | ...                               |       |
| Assumed .....  | .2             | .2                     | -             | -     | ...              | ...                    | ...           | ...   | ...                    | ...   | ...                               |       |
| Wrap-around .....                                      | -              | -                      | -             | -     | ...              | ...                    | ...           | ...   | ...                    | ...   | ...                               |       |
| Combination of the above .....                         | 1.1            | .5                     | -             | .6    | ...              | ...                    | ...           | ...   | ...                    | ...   | ...                               |       |
| Origin not reported .....                              | .3             | .2                     | -             | .1    | ...              | ...                    | ...           | ...   | ...                    | ...   | ...                               |       |
| <b>Payment Plan of Primary Mortgage</b>                |                |                        |               |       |                  |                        |               |       |                        |       |                                   |       |
| Fixed payment, self amortizing .....                   | 10.9           | 8.0                    | .1            | 2.8   | ...              | ...                    | ...           | ...   | ...                    | ...   | ...                               |       |
| Adjustable rate mortgage .....                         | 1.1            | .8                     | -             | .5    | ...              | ...                    | ...           | ...   | ...                    | ...   | ...                               |       |
| Adjustable term mortgage .....                         | -              | -                      | -             | -     | ...              | ...                    | ...           | ...   | ...                    | ...   | ...                               |       |
| Graduated payment mortgage .....                       | .5             | .4                     | -             | .1    | ...              | ...                    | ...           | ...   | ...                    | ...   | ...                               |       |
| Balloon .....  | -              | -                      | -             | -     | ...              | ...                    | ...           | ...   | ...                    | ...   | ...                               |       |
| Other .....  | -              | -                      | -             | -     | ...              | ...                    | ...           | ...   | ...                    | ...   | ...                               |       |
| Combination of the above .....                         | -              | -                      | -             | -     | ...              | ...                    | ...           | ...   | ...                    | ...   | ...                               |       |
| Not reported .....                                     | 1.4            | 1.1                    | -             | .3    | ...              | ...                    | ...           | ...   | ...                    | ...   | ...                               |       |
| <b>Payment Plan of Secondary Mortgage</b>              |                |                        |               |       |                  |                        |               |       |                        |       |                                   |       |
| Units with two or more mortgages .....                 | 1.3            | .7                     | -             | .6    | ...              | ...                    | ...           | ...   | ...                    | ...   | ...                               |       |
| Fixed payment, self amortizing .....                   | .8             | .2                     | -             | .4    | ...              | ...                    | ...           | ...   | ...                    | ...   | ...                               |       |
| Adjustable rate mortgage .....                         | -              | -                      | -             | -     | ...              | ...                    | ...           | ...   | ...                    | ...   | ...                               |       |
| Adjustable term mortgage .....                         | .2             | -                      | -             | .2    | ...              | ...                    | ...           | ...   | ...                    | ...   | ...                               |       |
| Graduated payment mortgage .....                       | -              | -                      | -             | -     | ...              | ...                    | ...           | ...   | ...                    | ...   | ...                               |       |
| Balloon .....  | -              | -                      | -             | -     | ...              | ...                    | ...           | ...   | ...                    | ...   | ...                               |       |
| Other .....  | -              | -                      | -             | -     | ...              | ...                    | ...           | ...   | ...                    | ...   | ...                               |       |
| Combination of the above .....                         | -              | -                      | -             | -     | ...              | ...                    | ...           | ...   | ...                    | ...   | ...                               |       |
| Not reported .....                                     | .5             | .5                     | -             | -     | ...              | ...                    | ...           | ...   | ...                    | ...   | ...                               |       |

**Table 5-19. Income, Costs, and Mortgage - Occupied Units with Black Householder—Con.**

[Numbers in thousands. For meaning of symbols, see text.]

| Characteristics                                   | Owner occupied |                        |               |       |                  |                        |               |       | Renter occupied        |       |                                   |       |
|---|----------------|------------------------|---------------|-------|------------------|------------------------|---------------|-------|------------------------|-------|-----------------------------------|-------|
|   | With mortgage  |                        |               |       | With no mortgage |                        |               |       | All renters            |       | Unsubsidized renters <sup>1</sup> |       |
|   | Total          | Specified <sup>2</sup> | Not specified |       | Total            | Specified <sup>2</sup> | Not specified |       | Specified <sup>3</sup> | Other | Specified <sup>3</sup>            | Other |
|   |                |                        | Condo or Coop | Other |                  |                        | Condo or Coop | Other |                        |       |                                   |       |
| <b>OWNERS WITH ONE OR MORE MORTGAGES—Con.</b>     |                |                        |               |       |                  |                        |               |       |                        |       |                                   |       |
| <b>Lenders of Primary and Secondary Mortgages</b> |                |                        |               |       |                  |                        |               |       |                        |       |                                   |       |
| Only borrowed from firm(s) .....                  | 12.5           | 9.2                    | .1            | 3.2   | ...              | ...                    | ...           | ...   | ...                    | ...   | ...                               | ...   |
| Only borrowed from seller .....                   | .1             | .1                     | -             | -     | ...              | ...                    | ...           | ...   | ...                    | ...   | ...                               | ...   |
| Only borrowed from other individual(s) .....      | -              | -                      | -             | -     | ...              | ...                    | ...           | ...   | ...                    | ...   | ...                               | ...   |
| Borrowed from a firm and seller .....             | -              | -                      | -             | -     | ...              | ...                    | ...           | ...   | ...                    | ...   | ...                               | ...   |
| Borrowed from a firm and other individual .....   | -              | -                      | -             | -     | ...              | ...                    | ...           | ...   | ...                    | ...   | ...                               | ...   |
| Borrowed from seller and other individual .....   | -              | -                      | -             | -     | ...              | ...                    | ...           | ...   | ...                    | ...   | ...                               | ...   |
| One or both sources not reported .....            | 1.3            | .7                     | -             | .5    | ...              | ...                    | ...           | ...   | ...                    | ...   | ...                               | ...   |

<sup>1</sup>Excludes units in public housing projects, and housing units with government rent subsidies.

<sup>2</sup>Limited to one-unit structures on less than 10 acres and no business on property.

<sup>3</sup>Excludes one-unit structures on 10 acres or more.

<sup>4</sup>May reflect a temporary situation, living off savings, or response error.



**Table 5-20. Income of Families and Primary Individuals by Selected Characteristics - Occupied Units with Black Householder**

[Numbers in thousands. For meaning of symbols, see text.]

| Characteristics  | Total       | Zero to negative | \$1 to \$4,999 | \$5,000 to \$9,999 | \$10,000 to \$14,999 | \$15,000 to \$19,999 | \$20,000 to \$29,999 | \$30,000 to \$39,999 | \$40,000 to \$59,999 | \$60,000 to \$79,999 | \$80,000 to \$99,999 | \$100,000 to \$119,999 | \$120,000 or more | Median        |
|--|-------------|------------------|----------------|--------------------|----------------------|----------------------|----------------------|----------------------|----------------------|----------------------|----------------------|------------------------|-------------------|---------------|
| <b>Total</b>   | <b>58.3</b> | <b>.7</b>        | <b>3.6</b>     | <b>21.3</b>        | <b>6.5</b>           | <b>5.4</b>           | <b>8.9</b>           | <b>4.9</b>           | <b>2.6</b>           | <b>1.5</b>           | <b>.8</b>            | <b>-</b>               | <b>.2</b>         | <b>12 084</b> |
| <b>Units in Structure</b>                                  |             |                  |                |                    |                      |                      |                      |                      |                      |                      |                      |                        |                   |               |
| 1, detached  | 18.2        | .2               | .8             | 4.5                | 1.4                  | 2.3                  | 3.5                  | 2.0                  | 1.6                  | 1.0                  | .7                   | -                      | .2                | 19 807        |
| 1, attached  | 2.3         | -                | .1             | .3                 | .2                   | .1                   | .7                   | .2                   | .4                   | .2                   | -                    | -                      | -                 | ...           |
| 2 to 4   | 25.5        | .2               | 1.9            | 10.6               | 5.2                  | 2.3                  | 2.9                  | 1.9                  | 1.1                  | .1                   | .1                   | -                      | -                 | 9 983         |
| 5 to 9   | 3.6         | -                | .2             | 1.0                | .5                   | .5                   | .5                   | .2                   | .4                   | .1                   | -                    | -                      | -                 | ...           |
| 10 to 19   | 2.7         | .3               | .2             | 1.4                | .1                   | -                    | .5                   | .2                   | -                    | -                    | -                    | -                      | -                 | ...           |
| 20 to 49   | 2.6         | -                | -              | 1.8                | .2                   | .1                   | .1                   | .2                   | -                    | -                    | -                    | -                      | -                 | ...           |
| 50 or more   | 3.5         | -                | .4             | 1.7                | .7                   | -                    | .7                   | .1                   | -                    | -                    | -                    | -                      | -                 | ...           |
| Mobile home or trailer                                     | -           | -                | -              | -                  | -                    | -                    | -                    | -                    | -                    | -                    | -                    | -                      | -                 | ...           |
| <b>Year Structure Built<sup>1</sup></b>                    |             |                  |                |                    |                      |                      |                      |                      |                      |                      |                      |                        |                   |               |
| 1990 to 1994   | -           | -                | -              | -                  | -                    | -                    | -                    | -                    | -                    | -                    | -                    | -                      | -                 | ...           |
| 1985 to 1989   | .2          | -                | -              | -                  | -                    | -                    | -                    | .2                   | -                    | -                    | -                    | -                      | -                 | ...           |
| 1980 to 1984   | .7          | -                | -              | .2                 | -                    | -                    | .2                   | .2                   | .2                   | -                    | -                    | -                      | -                 | ...           |
| 1975 to 1979   | 1.4         | -                | .1             | .2                 | -                    | -                    | .5                   | .4                   | -                    | -                    | .2                   | -                      | -                 | ...           |
| 1970 to 1974   | 3.2         | .1               | -              | 1.7                | .4                   | .1                   | .4                   | .1                   | -                    | .4                   | -                    | -                      | -                 | ...           |
| 1960 to 1969   | 5.8         | -                | .6             | 2.4                | .7                   | .5                   | .9                   | .1                   | .5                   | .1                   | .1                   | -                      | -                 | 9 916         |
| 1950 to 1959   | 6.2         | -                | .2             | 1.5                | .8                   | .8                   | .7                   | .9                   | .6                   | .5                   | -                    | -                      | .2                | 18 916        |
| 1940 to 1949   | 2.6         | -                | .3             | .2                 | .5                   | .3                   | 1.0                  | .3                   | -                    | -                    | -                    | -                      | -                 | ...           |
| 1930 to 1939   | 17.4        | .5               | .7             | 6.6                | 3.2                  | .9                   | 3.1                  | 1.4                  | .7                   | .2                   | .1                   | -                      | -                 | 11 541        |
| 1920 to 1929   | 10.7        | -                | 1.3            | 4.1                | 1.9                  | .9                   | 1.0                  | .9                   | .3                   | .3                   | .4                   | -                      | -                 | 9 992         |
| 1919 or earlier  | 10.2        | .1               | .5             | 4.4                | 1.1                  | 1.9                  | 1.1                  | .4                   | .3                   | .2                   | -                    | -                      | -                 | 10 035        |
| Median   | 1935        | -                | -              | 1933               | 1934                 | 1929                 | 1937                 | 1938                 | -                    | -                    | -                    | -                      | -                 | ...           |
| <b>Rooms</b>   |             |                  |                |                    |                      |                      |                      |                      |                      |                      |                      |                        |                   |               |
| 1 room   | 1.0         | -                | .3             | .4                 | .1                   | -                    | .1                   | .1                   | -                    | -                    | -                    | -                      | -                 | ...           |
| 2 rooms  | .4          | -                | .2             | .2                 | .1                   | -                    | -                    | -                    | -                    | -                    | -                    | -                      | -                 | ...           |
| 3 rooms  | 6.4         | .1               | .3             | 2.9                | 1.0                  | .6                   | 1.1                  | .4                   | -                    | -                    | -                    | -                      | -                 | 9 689         |
| 4 rooms  | 12.9        | -                | 1.2            | 5.7                | 2.0                  | 1.0                  | 2.0                  | .9                   | -                    | .1                   | -                    | -                      | -                 | 9 817         |
| 5 rooms  | 17.1        | .4               | 1.1            | 6.6                | 2.7                  | 1.7                  | 1.9                  | 1.8                  | .8                   | .1                   | .1                   | -                      | -                 | 10 981        |
| 6 rooms  | 11.6        | .2               | .5             | 3.3                | 1.8                  | .9                   | 2.4                  | .8                   | 1.2                  | .4                   | .2                   | -                      | -                 | 15 185        |
| 7 rooms  | 4.7         | -                | .3             | .9                 | .5                   | .5                   | .8                   | .5                   | .3                   | .2                   | .3                   | -                      | .2                | 20 514        |
| 8 rooms  | 1.9         | -                | -              | .6                 | .1                   | -                    | .3                   | .5                   | .2                   | .2                   | -                    | -                      | -                 | ...           |
| 9 rooms  | 2.0         | -                | -              | .5                 | .1                   | .5                   | .2                   | -                    | -                    | .5                   | .2                   | -                      | -                 | ...           |
| 10 rooms or more   | .3          | -                | -              | .1                 | -                    | .2                   | -                    | -                    | -                    | -                    | -                    | -                      | -                 | ...           |
| Median   | 5.0         | -                | -              | 4.7                | 4.9                  | 5.1                  | 5.1                  | 5.1                  | -                    | -                    | -                    | -                      | -                 | ...           |
| <b>Bedrooms</b>  |             |                  |                |                    |                      |                      |                      |                      |                      |                      |                      |                        |                   |               |
| None   | 1.0         | -                | .3             | .4                 | .1                   | -                    | .1                   | .1                   | -                    | -                    | -                    | -                      | -                 | ...           |
| 1  | 8.2         | .1               | .5             | 4.0                | 1.4                  | .6                   | 1.0                  | .5                   | -                    | -                    | -                    | -                      | -                 | 9 377         |
| 2  | 23.6        | .2               | 2.0            | 8.8                | 3.5                  | 2.7                  | 4.0                  | 1.9                  | .3                   | .2                   | -                    | -                      | -                 | 11 193        |
| 3  | 18.4        | .4               | .9             | 6.8                | 2.7                  | .8                   | 2.5                  | 1.7                  | 1.7                  | .4                   | .4                   | -                      | .2                | 12 343        |
| 4 or more  | 7.2         | -                | -              | 1.6                | .7                   | 1.3                  | 1.3                  | .6                   | .5                   | .8                   | .4                   | -                      | -                 | 20 500        |
| Median   | 2.3         | -                | -              | 2.2                | 2.3                  | 2.3                  | 2.3                  | 2.5                  | -                    | -                    | -                    | -                      | -                 | ...           |
| <b>Complete Bathrooms</b>                                  |             |                  |                |                    |                      |                      |                      |                      |                      |                      |                      |                        |                   |               |
| None   | .5          | -                | .1             | .1                 | .3                   | -                    | -                    | -                    | -                    | -                    | -                    | -                      | -                 | ...           |
| 1  | 45.5        | .5               | 3.2            | 18.0               | 7.2                  | 4.3                  | 7.3                  | 3.4                  | 1.2                  | .3                   | .1                   | -                      | -                 | 10 745        |
| 1 and one-half   | 7.4         | -                | .3             | 1.8                | 1.0                  | .3                   | 1.1                  | 1.1                  | 1.4                  | .1                   | .3                   | -                      | -                 | 23 047        |
| 2 or more  | 4.8         | .2               | -              | 1.4                | -                    | .6                   | .4                   | .4                   | -                    | 1.0                  | .4                   | -                      | .2                | 20 525        |
| <b>Main Heating Equipment</b>                              |             |                  |                |                    |                      |                      |                      |                      |                      |                      |                      |                        |                   |               |
| Warm-air furnace   | 41.2        | .4               | 2.7            | 13.4               | 6.1                  | 4.2                  | 7.2                  | 3.9                  | 1.8                  | 1.0                  | .5                   | -                      | -                 | 13 369        |
| Steam or hot water system                                  | 11.6        | .1               | .7             | 5.5                | 1.8                  | .6                   | .9                   | .8                   | .6                   | -                    | .1                   | -                      | .2                | 9 489         |
| Electric heat pump   | .8          | -                | -              | .1                 | -                    | -                    | .1                   | -                    | -                    | -                    | .2                   | -                      | -                 | ...           |
| Built-in electric units                                    | 2.8         | -                | .2             | 1.4                | .3                   | -                    | .5                   | .1                   | .2                   | -                    | -                    | -                      | -                 | ...           |
| Floor, wall, or other built-in hot air units without ducts | .5          | .2               | -              | .2                 | -                    | -                    | -                    | -                    | -                    | -                    | -                    | -                      | -                 | ...           |
| Room heaters with flue                                     | 1.3         | -                | -              | .6                 | .3                   | .3                   | .1                   | -                    | -                    | -                    | -                    | -                      | -                 | ...           |
| Room heaters without flue                                  | -           | -                | -              | -                  | -                    | -                    | -                    | -                    | -                    | -                    | -                    | -                      | -                 | ...           |
| Portable electric heaters                                  | -           | -                | -              | -                  | -                    | -                    | -                    | -                    | -                    | -                    | -                    | -                      | -                 | ...           |
| Stoves   | -           | -                | -              | -                  | -                    | -                    | -                    | -                    | -                    | -                    | -                    | -                      | -                 | ...           |
| Fireplaces with inserts                                    | .2          | -                | -              | -                  | -                    | -                    | -                    | -                    | -                    | .2                   | -                    | -                      | -                 | ...           |
| Fireplaces without inserts                                 | .1          | -                | -              | -                  | -                    | -                    | -                    | -                    | -                    | .1                   | -                    | -                      | -                 | ...           |
| Other  | .1          | -                | -              | -                  | -                    | .1                   | -                    | -                    | -                    | -                    | -                    | -                      | -                 | ...           |
| None   | .1          | -                | -              | -                  | -                    | -                    | -                    | -                    | -                    | -                    | -                    | -                      | -                 | ...           |
| <b>Source of Water</b>                                     |             |                  |                |                    |                      |                      |                      |                      |                      |                      |                      |                        |                   |               |
| Public system or private company                           | 58.3        | .7               | 3.6            | 21.3               | 6.5                  | 5.4                  | 8.9                  | 4.9                  | 2.6                  | 1.5                  | .8                   | -                      | .2                | 12 084        |
| Well serving 1 to 5 units                                  | -           | -                | -              | -                  | -                    | -                    | -                    | -                    | -                    | -                    | -                    | -                      | -                 | ...           |
| Drilled  | -           | -                | -              | -                  | -                    | -                    | -                    | -                    | -                    | -                    | -                    | -                      | -                 | ...           |
| Dug  | -           | -                | -              | -                  | -                    | -                    | -                    | -                    | -                    | -                    | -                    | -                      | -                 | ...           |
| Not reported   | -           | -                | -              | -                  | -                    | -                    | -                    | -                    | -                    | -                    | -                    | -                      | -                 | ...           |
| Other  | -           | -                | -              | -                  | -                    | -                    | -                    | -                    | -                    | -                    | -                    | -                      | -                 | ...           |
| <b>Means of Sewage Disposal</b>                            |             |                  |                |                    |                      |                      |                      |                      |                      |                      |                      |                        |                   |               |
| Public sewer   | 58.0        | .7               | 3.6            | 21.2               | 6.5                  | 5.4                  | 8.9                  | 4.7                  | 2.6                  | 1.5                  | .8                   | -                      | .2                | 12 064        |
| Septic tank, cesspool, chemical toilet                     | .3          | -                | -              | .1                 | -                    | -                    | -                    | .2                   | -                    | -                    | -                    | -                      | -                 | ...           |
| Other  | -           | -                | -              | -                  | -                    | -                    | -                    | -                    | -                    | -                    | -                    | -                      | -                 | ...           |
| <b>Main House Heating Fuel</b>                             |             |                  |                |                    |                      |                      |                      |                      |                      |                      |                      |                        |                   |               |
| Housing units with heating fuel                            | 58.2        | .7               | 3.6            | 21.3               | 6.5                  | 5.3                  | 8.9                  | 4.9                  | 2.6                  | 1.5                  | .8                   | -                      | .2                | 12 049        |
| Electricity  | 4.1         | -                | .2             | 1.8                | .6                   | .1                   | .6                   | .1                   | .2                   | .3                   | .2                   | -                      | -                 | 10 482        |
| Piped gas  | 48.2        | .5               | 2.8            | 17.7               | 7.3                  | 4.6                  | 7.5                  | 4.6                  | 1.5                  | 1.0                  | .6                   | -                      | .2                | 12 124        |
| Bottled gas  | -           | -                | -              | -                  | -                    | -                    | -                    | -                    | -                    | -                    | -                    | -                      | -                 | ...           |
| Fuel oil   | 5.7         | .2               | .6             | 1.8                | .8                   | .6                   | .7                   | .2                   | .9                   | -                    | -                    | -                      | -                 | 11 803        |
| Kerosene or other liquid fuel                              | -           | -                | -              | -                  | -                    | -                    | -                    | -                    | -                    | -                    | -                    | -                      | -                 | ...           |
| Coal or coke   | -           | -                | -              | -                  | -                    | -                    | -                    | -                    | -                    | -                    | -                    | -                      | -                 | ...           |
| Wood   | .2          | -                | -              | -                  | -                    | -                    | -                    | -                    | -                    | .2                   | -                    | -                      | -                 | ...           |
| Solar energy   | -           | -                | -              | -                  | -                    | -                    | -                    | -                    | -                    | -                    | -                    | -                      | -                 | ...           |
| Other  | -           | -                | -              | -                  | -                    | -                    | -                    | -                    | -                    | -                    | -                    | -                      | -                 | ...           |

**Table 5-20. Income of Families and Primary Individuals by Selected Characteristics - Occupied Units with Black Householder—Con.**

[Numbers in thousands. For meaning of symbols, see text.]

| Characteristics  | Total | Zero to negative | \$1 to \$4,999 | \$5,000 to \$9,999 | \$10,000 to \$14,999 | \$15,000 to \$19,999 | \$20,000 to \$29,999 | \$30,000 to \$39,999 | \$40,000 to \$59,999 | \$60,000 to \$79,999 | \$80,000 to \$99,999 | \$100,000 to \$119,999 | \$120,000 or more | Median |
|--|-------|------------------|----------------|--------------------|----------------------|----------------------|----------------------|----------------------|----------------------|----------------------|----------------------|------------------------|-------------------|--------|
| <b>Cooking Fuel</b>  |       |                  |                |                    |                      |                      |                      |                      |                      |                      |                      |                        |                   |        |
| With cooking fuel .....  | 57.4  | .4               | 3.4            | 21.0               | 8.3                  | 5.4                  | 8.9                  | 4.9                  | 2.6                  | 1.5                  | .8                   | -                      | .2                | 12 299 |
| Electricity .....  | 11.6  | .3               | .2             | 4.1                | 1.6                  | .9                   | 2.2                  | .9                   | .7                   | .7                   | -                    | -                      | -                 | 13 643 |
| Piped gas .....  | 45.8  | .1               | 3.2            | 17.0               | 6.7                  | 4.5                  | 6.7                  | 4.0                  | 1.9                  | .8                   | .8                   | -                      | .2                | 11 973 |
| Bottled gas .....  | -     | -                | -              | -                  | -                    | -                    | -                    | -                    | -                    | -                    | -                    | -                      | -                 | ...    |
| Kerosene or other liquid fuel .....  | -     | -                | -              | -                  | -                    | -                    | -                    | -                    | -                    | -                    | -                    | -                      | -                 | ...    |
| Coal or coke .....   | -     | -                | -              | -                  | -                    | -                    | -                    | -                    | -                    | -                    | -                    | -                      | -                 | ...    |
| Wood .....   | -     | -                | -              | -                  | -                    | -                    | -                    | -                    | -                    | -                    | -                    | -                      | -                 | ...    |
| Other .....  | -     | -                | -              | -                  | -                    | -                    | -                    | -                    | -                    | -                    | -                    | -                      | -                 | ...    |
| <b>Persons</b>   |       |                  |                |                    |                      |                      |                      |                      |                      |                      |                      |                        |                   |        |
| 1 person .....   | 12.5  | .1               | 1.2            | 4.6                | 2.3                  | .8                   | 2.1                  | 1.2                  | -                    | .2                   | -                    | -                      | -                 | 10 705 |
| 2 persons .....  | 13.7  | .4               | 1.4            | 3.4                | 2.8                  | 1.3                  | 2.4                  | .7                   | .5                   | .4                   | .2                   | -                      | .2                | 13 055 |
| 3 persons .....  | 11.2  | .1               | .2             | 5.0                | 1.4                  | 1.1                  | 1.8                  | .8                   | .4                   | .2                   | .2                   | -                      | -                 | 10 824 |
| 4 persons .....  | 11.3  | -                | .4             | 4.5                | 1.2                  | 1.1                  | 1.4                  | 1.0                  | 1.2                  | .2                   | .3                   | -                      | -                 | 12 803 |
| 5 persons .....  | 4.9   | -                | .5             | 1.7                | .5                   | .6                   | .4                   | .7                   | .2                   | .2                   | .1                   | -                      | -                 | 12 956 |
| 6 persons .....  | 2.3   | -                | -              | 1.1                | -                    | .3                   | .5                   | .4                   | -                    | -                    | -                    | -                      | -                 | ...    |
| 7 persons or more .....  | 2.8   | -                | -              | .9                 | .2                   | .3                   | .3                   | .1                   | .3                   | .2                   | -                    | -                      | -                 | ...    |
| Median .....   | 2.4   | -                | -              | 3.0                | 2.2                  | 3.0                  | 2.5                  | 3.2                  | -                    | -                    | -                    | -                      | -                 | ...    |
| <b>Household Composition by Age of Householder</b>                               |       |                  |                |                    |                      |                      |                      |                      |                      |                      |                      |                        |                   |        |
| 2-or-more person households .....  | 45.9  | .6               | 2.5            | 16.6               | 6.2                  | 4.6                  | 6.8                  | 3.7                  | 2.6                  | 1.3                  | .8                   | -                      | .2                | 12 602 |
| Married-couple families, no nonrelatives .....                                   | 15.7  | .3               | 1.6            | 1.8                | 2.3                  | 3.5                  | 2.6                  | 2.1                  | .6                   | .5                   | -                    | -                      | .2                | 25 031 |
| Under 25 years .....   | 5     | -                | .1             | .4                 | .3                   | 1.0                  | .2                   | .6                   | -                    | .1                   | -                    | -                      | -                 | ...    |
| 25 to 29 years .....   | 2.6   | -                | -              | .5                 | .1                   | .4                   | .9                   | .2                   | -                    | -                    | -                    | -                      | -                 | ...    |
| 30 to 34 years .....   | 2.1   | -                | -              | .3                 | .1                   | .8                   | .5                   | .9                   | -                    | -                    | -                    | -                      | -                 | ...    |
| 35 to 44 years .....   | 3.3   | -                | -              | .3                 | .1                   | 1.1                  | .5                   | .9                   | .3                   | .1                   | -                    | -                      | -                 | ...    |
| 45 to 64 years .....   | 5.8   | -                | .2             | .3                 | .6                   | 1.0                  | 1.3                  | .5                   | 1.1                  | .2                   | .4                   | -                      | .2                | 26 002 |
| 65 years and over .....  | 1.3   | -                | -              | .1                 | .4                   | .2                   | .5                   | .2                   | .1                   | .4                   | .2                   | -                      | -                 | ...    |
| Other male householder .....   | 3.6   | -                | .6             | .5                 | .6                   | .6                   | .5                   | .2                   | .1                   | .4                   | .2                   | -                      | -                 | 16 215 |
| Under 45 years .....   | 2.3   | -                | .5             | .4                 | .4                   | .3                   | .3                   | .2                   | .2                   | .2                   | .2                   | -                      | -                 | ...    |
| 45 to 64 years .....   | 1.3   | -                | -              | .1                 | .1                   | .3                   | .2                   | .2                   | .1                   | .2                   | .2                   | -                      | -                 | ...    |
| 65 years and over .....  | .1    | -                | -              | -                  | -                    | -                    | -                    | -                    | -                    | -                    | -                    | -                      | -                 | ...    |
| Other female householder .....   | 26.3  | .6               | 1.5            | 14.5               | 3.8                  | 1.7                  | 2.7                  | .9                   | .3                   | .2                   | .1                   | -                      | .1                | 8 811  |
| Under 45 years .....   | 19.3  | .4               | .9             | 12.1               | 2.3                  | 1.3                  | 1.7                  | .3                   | .3                   | .2                   | .2                   | -                      | -                 | 8 445  |
| 45 to 64 years .....   | 5.4   | .2               | .3             | 2.0                | .9                   | .3                   | .8                   | .5                   | .2                   | .2                   | .1                   | -                      | -                 | 10 792 |
| 65 years and over .....  | 1.6   | -                | .2             | .4                 | .5                   | .3                   | .3                   | .2                   | .2                   | -                    | -                    | -                      | -                 | ...    |
| 1-person households .....  | 12.5  | .1               | 1.2            | 4.6                | 2.3                  | .8                   | 2.1                  | 1.2                  | -                    | .2                   | -                    | -                      | -                 | 10 705 |
| Male householder .....   | 5.5   | .1               | .3             | 1.7                | 1.1                  | .7                   | .5                   | .9                   | -                    | .2                   | -                    | -                      | -                 | 12 585 |
| Under 45 years .....   | 2.9   | .1               | .3             | .9                 | .7                   | .3                   | .3                   | .2                   | -                    | -                    | -                    | -                      | -                 | ...    |
| 45 to 64 years .....   | 2.3   | -                | .5             | .4                 | .4                   | .3                   | .2                   | .7                   | -                    | .2                   | -                    | -                      | -                 | ...    |
| 65 years and over .....  | .3    | -                | .3             | -                  | -                    | -                    | -                    | -                    | -                    | -                    | -                    | -                      | -                 | ...    |
| Female householder .....   | 7.0   | -                | .8             | 3.0                | 1.2                  | .1                   | 1.6                  | .3                   | -                    | -                    | -                    | -                      | -                 | 9 579  |
| Under 45 years .....   | 3.0   | -                | .4             | .6                 | .8                   | .1                   | .9                   | .2                   | -                    | -                    | -                    | -                      | -                 | ...    |
| 45 to 64 years .....   | 2.7   | -                | .3             | 1.1                | .4                   | -                    | .7                   | .1                   | -                    | -                    | -                    | -                      | -                 | ...    |
| 65 years and over .....  | 1.4   | -                | .1             | 1.3                | -                    | -                    | -                    | -                    | -                    | -                    | -                    | -                      | -                 | ...    |
| <b>Own Never Married Children Under 18 Years Old</b>                             |       |                  |                |                    |                      |                      |                      |                      |                      |                      |                      |                        |                   |        |
| No own children under 18 years .....   | 30.2  | .5               | 2.6            | 7.7                | 5.6                  | 2.7                  | 5.6                  | 2.5                  | 1.2                  | 1.1                  | .5                   | -                      | .2                | 13 808 |
| With own children under 18 years .....   | 28.1  | .1               | 1.0            | 13.6               | 2.8                  | 2.7                  | 3.3                  | 2.4                  | 1.4                  | .4                   | .3                   | -                      | -                 | 9 717  |
| Under 6 years only .....   | 5.5   | .1               | .1             | 3.6                | .3                   | .8                   | .2                   | .1                   | .2                   | -                    | -                    | -                      | -                 | 8 547  |
| 1 .....  | 2.8   | .1               | .1             | 1.4                | .3                   | .4                   | .2                   | .1                   | .2                   | -                    | -                    | -                      | -                 | ...    |
| 2 .....  | 1.8   | -                | .1             | 1.4                | -                    | .3                   | -                    | -                    | -                    | -                    | -                    | -                      | -                 | ...    |
| 3 or more .....  | 1.0   | -                | .9             | -                  | -                    | .1                   | -                    | -                    | -                    | -                    | -                    | -                      | -                 | ...    |
| 6 to 17 years only .....   | 15.2  | .1               | .2             | 6.3                | 1.9                  | 1.5                  | 2.3                  | 1.6                  | .8                   | .4                   | .3                   | -                      | -                 | 12 654 |
| 1 .....  | 8.2   | -                | .2             | 2.5                | 1.3                  | 1.0                  | 1.6                  | 1.0                  | .1                   | .2                   | .3                   | -                      | -                 | 15 782 |
| 2 .....  | 4.0   | .1               | .2             | 1.7                | .5                   | .2                   | .5                   | .2                   | .5                   | .2                   | -                    | -                      | -                 | 11 434 |
| 3 or more .....  | 3.0   | -                | .7             | 2.1                | .1                   | .3                   | .1                   | .4                   | -                    | -                    | -                    | -                      | -                 | ...    |
| Both age groups .....  | 7.4   | -                | .7             | 3.7                | .6                   | .4                   | .8                   | .7                   | .5                   | -                    | -                    | -                      | -                 | 9 018  |
| 2 .....  | 2.4   | -                | .4             | .6                 | .1                   | .1                   | .2                   | .5                   | .4                   | -                    | -                    | -                      | -                 | ...    |
| 3 or more .....  | 5.0   | -                | .3             | 3.1                | .5                   | .3                   | .6                   | .1                   | .1                   | -                    | -                    | -                      | -                 | 8 547  |
| <b>Monthly Housing Costs</b>   |       |                  |                |                    |                      |                      |                      |                      |                      |                      |                      |                        |                   |        |
| Less than \$100 .....  | .4    | -                | .1             | .2                 | -                    | -                    | -                    | -                    | -                    | -                    | -                    | -                      | -                 | ...    |
| \$100 to \$199 .....   | 5.3   | .3               | .7             | 3.2                | .3                   | -                    | .8                   | .1                   | -                    | -                    | -                    | -                      | -                 | 7 636  |
| \$200 to \$249 .....   | 2.3   | -                | .3             | 1.0                | .6                   | .3                   | -                    | .1                   | -                    | -                    | -                    | -                      | -                 | ...    |
| \$250 to \$299 .....   | 4.8   | -                | .6             | 2.1                | 1.3                  | .1                   | .4                   | .1                   | .1                   | -                    | -                    | -                      | -                 | 9 335  |
| \$300 to \$349 .....   | 6.3   | -                | .1             | 3.0                | 1.1                  | .7                   | .8                   | -                    | .3                   | .2                   | -                    | -                      | -                 | 10 226 |
| \$350 to \$399 .....   | 6.8   | .2               | .3             | 2.5                | 1.6                  | 1.3                  | .7                   | .2                   | -                    | -                    | -                    | -                      | -                 | 11 343 |
| \$400 to \$449 .....   | 9.3   | -                | .5             | 3.7                | 1.1                  | .9                   | 2.3                  | .7                   | -                    | -                    | -                    | -                      | -                 | 11 722 |
| \$450 to \$499 .....   | 6.3   | -                | .1             | 2.4                | .5                   | 1.5                  | .6                   | .9                   | .3                   | -                    | -                    | -                      | -                 | 15 500 |
| \$500 to \$599 .....   | 6.1   | -                | .2             | 2.2                | 1.0                  | .3                   | 1.8                  | .1                   | .3                   | .1                   | -                    | -                      | -                 | 12 852 |
| \$600 to \$699 .....   | 4.3   | .2               | .3             | .3                 | .1                   | .1                   | .9                   | .9                   | .9                   | .2                   | .3                   | -                      | -                 | 31 642 |
| \$700 to \$799 .....   | 3.2   | -                | .1             | -                  | .3                   | .2                   | .4                   | 1.3                  | .4                   | .4                   | -                    | -                      | -                 | ...    |
| \$800 to \$999 .....   | 1.4   | -                | .2             | -                  | .2                   | -                    | .2                   | .2                   | .2                   | .2                   | .2                   | -                      | -                 | ...    |
| \$1,000 to \$1,249 .....   | .4    | -                | -              | -                  | -                    | -                    | .2                   | -                    | .2                   | .2                   | .2                   | -                      | -                 | ...    |
| \$1,250 to \$1,499 .....   | .6    | -                | -              | .4                 | -                    | -                    | -                    | -                    | .2                   | .2                   | .2                   | -                      | -                 | ...    |
| \$1,500 or more .....  | -     | -                | -              | -                  | -                    | -                    | -                    | -                    | -                    | -                    | -                    | -                      | -                 | ...    |
| No cash rent .....   | .5    | -                | -              | .1                 | .3                   | -                    | -                    | -                    | -                    | -                    | -                    | -                      | -                 | ...    |
| Mortgage payment not reported .....  | .3    | -                | -              | .1                 | -                    | -                    | -                    | -                    | -                    | -                    | -                    | -                      | -                 | ...    |
| Median (excludes no cash rent) .....   | 415   | -                | -              | 371                | 375                  | 414                  | 438                  | 604                  | -                    | -                    | -                    | -                      | -                 | ...    |
| <b>Median Monthly Housing Costs For Owners</b>                                   |       |                  |                |                    |                      |                      |                      |                      |                      |                      |                      |                        |                   |        |
| Monthly costs including all mortgages plus maintenance costs .....               | 559   | -                | -              | -                  | -                    | -                    | -                    | -                    | -                    | -                    | -                    | -                      | -                 | ...    |
| Monthly costs excluding 2nd and subsequent mortgages and maintenance costs ..... | 623   | -                | -              | -                  | -                    | -                    | -                    | -                    | -                    | -                    | -                    | -                      | -                 | ...    |

Table 5-20. Income of Families and Primary Individuals by Selected Characteristics - Occupied Units with Black Householder—Con.

[Numbers in thousands. For meaning of symbols, see text.]

| Characteristics  | Total  | Zero to negative | \$1 to \$4,999 | \$5,000 to \$9,999 | \$10,000 to \$14,999 | \$15,000 to \$19,999 | \$20,000 to \$29,999 | \$30,000 to \$39,999 | \$40,000 to \$59,999 | \$60,000 to \$79,999 | \$80,000 to \$99,999 | \$100,000 to \$119,999 | \$120,000 or more | Median |
|--|--------|------------------|----------------|--------------------|----------------------|----------------------|----------------------|----------------------|----------------------|----------------------|----------------------|------------------------|-------------------|--------|
| <b>Monthly Housing Costs as Percent of Income</b>      |        |                  |                |                    |                      |                      |                      |                      |                      |                      |                      |                        |                   |        |
| Less than 5 percent                                    | —      | —                | —              | —                  | —                    | —                    | —                    | —                    | —                    | —                    | —                    | —                      | —                 | —      |
| 5 to 9 percent   | 1.7    | —                | —              | —                  | —                    | —                    | .1                   | .4                   | .5                   | .2                   | .4                   | —                      | —                 | —      |
| 10 to 14 percent                                       | 3.2    | —                | —              | —                  | —                    | —                    | .9                   | .9                   | .4                   | .8                   | —                    | —                      | —                 | —      |
| 15 to 19 percent                                       | 5.6    | —                | —              | .2                 | .3                   | .3                   | 2.1                  | 1.0                  | 1.3                  | .4                   | —                    | —                      | —                 | 29 206 |
| 20 to 24 percent                                       | 5.2    | —                | —              | .9                 | .2                   | .5                   | 2.0                  | 1.3                  | .2                   | .2                   | —                    | —                      | —                 | 25 269 |
| 25 to 29 percent                                       | 9.8    | —                | —              | 2.2                | 1.3                  | 2.5                  | 2.3                  | 1.4                  | .2                   | —                    | —                    | —                      | —                 | 17 896 |
| 30 to 34 percent                                       | 3.7    | —                | —              | .3                 | 1.3                  | 1.1                  | .6                   | —                    | —                    | —                    | —                    | —                      | —                 | —      |
| 35 to 39 percent                                       | 3.0    | —                | .1             | .6                 | 1.3                  | 1.1                  | .8                   | —                    | —                    | —                    | —                    | —                      | —                 | 11 152 |
| 40 to 49 percent                                       | 4.3    | —                | .3             | 1.3                | 2.4                  | .3                   | —                    | —                    | —                    | —                    | —                    | —                      | —                 | —      |
| 50 to 59 percent                                       | 3.2    | —                | .1             | 2.3                | .6                   | .2                   | —                    | —                    | —                    | —                    | —                    | —                      | —                 | 7 698  |
| 60 to 69 percent                                       | 6.4    | —                | —              | 5.9                | .5                   | —                    | —                    | —                    | —                    | —                    | —                    | —                      | —                 | 7 313  |
| 70 to 99 percent                                       | 6.5    | —                | .8             | 5.3                | .4                   | —                    | —                    | —                    | —                    | —                    | —                    | —                      | —                 | 4 731  |
| 100 percent or more <sup>2</sup>                       | 4.4    | —                | 2.3            | 2.1                | —                    | —                    | —                    | —                    | —                    | —                    | —                    | —                      | —                 | —      |
| Zero or negative income                                | .7     | .7               | —              | —                  | —                    | —                    | —                    | —                    | —                    | —                    | —                    | —                      | —                 | —      |
| No cash rent   | .5     | —                | —              | .1                 | .3                   | —                    | —                    | —                    | —                    | —                    | —                    | —                      | —                 | —      |
| Mortgage payment not reported                          | .3     | —                | —              | .1                 | —                    | —                    | —                    | —                    | —                    | —                    | —                    | —                      | .2                | —      |
| Median (excludes 3 previous lines)                     | 34     | —                | —              | 65                 | 39                   | 29                   | 23                   | 21                   | —                    | —                    | —                    | —                      | —                 | —      |
| <b>OWNER OCCUPIED UNITS</b>                            |        |                  |                |                    |                      |                      |                      |                      |                      |                      |                      |                        |                   |        |
| Total  | 16.8   | .2               | .9             | 2.2                | 1.9                  | 1.6                  | 3.4                  | 2.5                  | 2.0                  | 1.2                  | .7                   | —                      | .2                | 24 520 |
| <b>Value</b>   |        |                  |                |                    |                      |                      |                      |                      |                      |                      |                      |                        |                   |        |
| Less than \$10,000                                     | .5     | —                | —              | .1                 | .3                   | —                    | —                    | —                    | —                    | —                    | —                    | —                      | —                 | —      |
| \$10,000 to \$19,999                                   | 1.8    | .2               | .4             | .1                 | .2                   | .1                   | .2                   | .5                   | .7                   | .2                   | —                    | —                      | —                 | 25 355 |
| \$20,000 to \$29,999                                   | 3.7    | —                | .1             | .2                 | .7                   | .3                   | 1.3                  | .8                   | .5                   | .1                   | —                    | —                      | —                 | 21 898 |
| \$30,000 to \$39,999                                   | 5.1    | —                | .1             | 1.1                | .7                   | .3                   | 1.1                  | .6                   | .2                   | .1                   | —                    | —                      | —                 | —      |
| \$40,000 to \$49,999                                   | 2.0    | —                | —              | .3                 | .1                   | .2                   | .1                   | .2                   | .2                   | .2                   | —                    | —                      | —                 | —      |
| \$50,000 to \$59,999                                   | 2.2    | —                | .2             | .3                 | .2                   | .4                   | .6                   | .2                   | .2                   | .2                   | —                    | —                      | —                 | —      |
| \$60,000 to \$69,999                                   | .5     | —                | —              | —                  | —                    | —                    | —                    | —                    | .2                   | .2                   | —                    | —                      | —                 | —      |
| \$70,000 to \$79,999                                   | .4     | —                | —              | —                  | —                    | —                    | .2                   | —                    | .2                   | .2                   | —                    | —                      | —                 | —      |
| \$80,000 to \$89,999                                   | .4     | —                | —              | —                  | —                    | —                    | —                    | —                    | .2                   | .2                   | —                    | —                      | —                 | —      |
| \$100,000 to \$119,999                                 | .4     | —                | —              | —                  | —                    | —                    | —                    | —                    | .2                   | .2                   | —                    | —                      | —                 | —      |
| \$120,000 to \$149,999                                 | —      | —                | —              | —                  | —                    | —                    | —                    | —                    | —                    | .2                   | —                    | —                      | —                 | —      |
| \$150,000 to \$199,999                                 | —      | —                | —              | —                  | —                    | —                    | —                    | —                    | —                    | .2                   | —                    | —                      | —                 | —      |
| \$200,000 to \$249,999                                 | —      | —                | —              | —                  | —                    | —                    | —                    | —                    | —                    | .2                   | —                    | —                      | —                 | —      |
| \$250,000 to \$299,999                                 | —      | —                | —              | —                  | —                    | —                    | —                    | —                    | —                    | .2                   | —                    | —                      | —                 | —      |
| \$300,000 or more                                      | —      | —                | —              | —                  | —                    | —                    | —                    | —                    | —                    | .2                   | —                    | —                      | —                 | —      |
| Median   | 34 880 | —                | —              | —                  | —                    | —                    | —                    | —                    | —                    | —                    | —                    | —                      | —                 | —      |
| <b>Value-Income Ratio</b>                              |        |                  |                |                    |                      |                      |                      |                      |                      |                      |                      |                        |                   |        |
| Less than 1.5  | 9.6    | —                | —              | .3                 | .5                   | .7                   | 2.2                  | 2.5                  | 1.8                  | 1.0                  | .7                   | —                      | .2                | 34 602 |
| 1.5 to 1.9   | 1.5    | —                | —              | —                  | .2                   | .3                   | .3                   | —                    | .4                   | .2                   | —                    | —                      | —                 | —      |
| 2.0 to 2.4   | 1.1    | —                | —              | —                  | .2                   | .2                   | .7                   | —                    | —                    | —                    | —                    | —                      | —                 | —      |
| 2.5 to 2.9   | 1.0    | —                | —              | —                  | .6                   | .2                   | .2                   | —                    | —                    | —                    | —                    | —                      | —                 | —      |
| 3.0 to 3.9   | .9     | —                | —              | .4                 | .4                   | .2                   | —                    | —                    | —                    | —                    | —                    | —                      | —                 | —      |
| 4.0 to 4.9   | .5     | —                | —              | .5                 | —                    | —                    | —                    | —                    | —                    | —                    | —                    | —                      | —                 | —      |
| 5.0 or more  | 2.0    | —                | .9             | 1.1                | —                    | —                    | —                    | —                    | —                    | —                    | —                    | —                      | —                 | —      |
| Zero or negative income                                | .2     | .2               | —              | —                  | —                    | —                    | —                    | —                    | —                    | —                    | —                    | —                      | —                 | —      |
| Median   | 1.5    | —                | —              | —                  | —                    | —                    | —                    | —                    | —                    | —                    | —                    | —                      | —                 | —      |
| <b>Monthly Payment for Principal and Interest</b>      |        |                  |                |                    |                      |                      |                      |                      |                      |                      |                      |                        |                   |        |
| Less than \$100  | 1.1    | —                | —              | .2                 | .1                   | —                    | .4                   | —                    | .1                   | .2                   | —                    | —                      | —                 | —      |
| \$100 to \$199   | 3.3    | —                | —              | 1.1                | .3                   | —                    | .9                   | —                    | .1                   | .2                   | —                    | —                      | —                 | —      |
| \$200 to \$249   | 1.4    | .2               | —              | —                  | .2                   | .4                   | .1                   | .5                   | —                    | .2                   | —                    | —                      | —                 | —      |
| \$250 to \$299   | 1.0    | —                | —              | —                  | .2                   | .3                   | .1                   | .4                   | .4                   | .4                   | —                    | —                      | —                 | —      |
| \$300 to \$349   | 1.8    | —                | .1             | —                  | .3                   | —                    | .6                   | .4                   | .4                   | .4                   | —                    | —                      | —                 | —      |
| \$350 to \$399   | 1.4    | —                | —              | .1                 | .2                   | —                    | .2                   | .4                   | .4                   | .4                   | —                    | —                      | —                 | —      |
| \$400 to \$449   | .9     | —                | —              | .1                 | .2                   | —                    | .1                   | .4                   | .2                   | .2                   | —                    | —                      | —                 | —      |
| \$450 to \$499   | .5     | —                | —              | —                  | .1                   | —                    | —                    | .4                   | .4                   | .2                   | —                    | —                      | —                 | —      |
| \$500 to \$599   | 1.5    | —                | .2             | —                  | —                    | —                    | .4                   | .4                   | .2                   | .3                   | —                    | —                      | —                 | —      |
| \$600 to \$699   | —      | —                | —              | —                  | —                    | —                    | —                    | —                    | —                    | .3                   | —                    | —                      | —                 | —      |
| \$700 to \$799   | .4     | —                | —              | —                  | —                    | —                    | —                    | —                    | —                    | .2                   | —                    | —                      | —                 | —      |
| \$800 to \$999   | .2     | —                | —              | —                  | —                    | —                    | —                    | —                    | —                    | .2                   | —                    | —                      | —                 | —      |
| \$1,000 to \$1,249                                     | —      | —                | —              | —                  | —                    | —                    | —                    | —                    | —                    | .2                   | —                    | —                      | —                 | —      |
| \$1,250 to \$1,499                                     | —      | —                | —              | —                  | —                    | —                    | —                    | —                    | —                    | .2                   | —                    | —                      | —                 | —      |
| \$1,500 or more  | —      | —                | —              | —                  | —                    | —                    | —                    | —                    | —                    | .2                   | —                    | —                      | —                 | —      |
| Not reported   | .3     | —                | —              | .1                 | —                    | —                    | —                    | —                    | —                    | —                    | —                    | —                      | —                 | —      |
| Median   | 298    | —                | —              | —                  | —                    | —                    | —                    | —                    | —                    | —                    | —                    | —                      | —                 | —      |
| <b>Average Monthly Cost Paid for Real Estate Taxes</b> |        |                  |                |                    |                      |                      |                      |                      |                      |                      |                      |                        |                   |        |
| Less than \$25   | .3     | —                | —              | .3                 | —                    | —                    | —                    | —                    | .1                   | .2                   | —                    | —                      | —                 | —      |
| \$25 to \$49   | 1.2    | —                | —              | .1                 | .1                   | —                    | —                    | .4                   | .1                   | .3                   | —                    | —                      | —                 | —      |
| \$50 to \$74   | 3.6    | —                | .5             | —                  | .7                   | .1                   | 1.1                  | .1                   | .3                   | .1                   | —                    | —                      | —                 | —      |
| \$75 to \$99   | 2.7    | —                | .1             | —                  | .6                   | .1                   | .6                   | .4                   | .1                   | .8                   | —                    | —                      | —                 | —      |
| \$100 to \$149   | 5.0    | —                | —              | 1.0                | .4                   | .4                   | 1.1                  | .8                   | .8                   | .1                   | .3                   | —                      | —                 | 25 822 |
| \$150 to \$199   | 3.1    | .2               | .2             | .2                 | —                    | .2                   | .5                   | .5                   | .6                   | .4                   | .2                   | —                      | —                 | —      |
| \$200 or more  | 1.0    | —                | —              | —                  | —                    | —                    | —                    | .2                   | —                    | .4                   | .2                   | —                      | —                 | —      |
| Median   | 107    | —                | —              | —                  | —                    | —                    | —                    | —                    | —                    | —                    | —                    | —                      | —                 | —      |

Table 5-20. **Income of Families and Primary Individuals by Selected Characteristics - Occupied Units with Black Householder—Con.**

[Numbers in thousands. For meaning of symbols, see text.]

| Characteristics                                   | Total  | Zero to negative | \$1 to \$4,999 | \$5,000 to \$9,999 | \$10,000 to \$14,999 | \$15,000 to \$19,999 | \$20,000 to \$29,999 | \$30,000 to \$39,999 | \$40,000 to \$59,999 | \$60,000 to \$79,999 | \$80,000 to \$99,999 | \$100,000 to \$119,999 | \$120,000 or more | Median |
|---|--------|------------------|----------------|--------------------|----------------------|----------------------|----------------------|----------------------|----------------------|----------------------|----------------------|------------------------|-------------------|--------|
| <b>OWNER OCCUPIED UNITS—Con.</b>                  |        |                  |                |                    |                      |                      |                      |                      |                      |                      |                      |                        |                   |        |
| <b>Purchase Price</b>                             |        |                  |                |                    |                      |                      |                      |                      |                      |                      |                      |                        |                   |        |
| Home purchased or built .....                     | 16.3   | .2               | .7             | 2.1                | 1.9                  | 1.6                  | 3.4                  | 2.5                  | 2.0                  | 1.2                  | .7                   | —                      | —                 | 24 745 |
| Less than \$10,000 .....                          | 2.4    | —                | .5             | .1                 | .2                   | .5                   | .3                   | .6                   | .2                   | —                    | —                    | —                      | —                 | ...    |
| \$10,000 to \$19,999 .....                        | 5.1    | .2               | .2             | 1.5                | .9                   | .2                   | 1.0                  | .4                   | .5                   | .2                   | —                    | —                      | —                 | 14 059 |
| \$20,000 to \$29,999 .....                        | 2.4    | —                | —              | —                  | .5                   | .5                   | .3                   | .1                   | .1                   | .4                   | —                    | —                      | —                 | ...    |
| \$30,000 to \$39,999 .....                        | 1.8    | —                | —              | .1                 | .1                   | .4                   | .4                   | .4                   | .2                   | —                    | —                    | —                      | —                 | ...    |
| \$40,000 to \$49,999 .....                        | 2.1    | —                | —              | —                  | .2                   | —                    | .4                   | .4                   | .8                   | —                    | —                    | —                      | —                 | ...    |
| \$50,000 to \$59,999 .....                        | .8     | —                | —              | —                  | —                    | —                    | .3                   | .4                   | —                    | —                    | —                    | —                      | —                 | ...    |
| \$60,000 to \$69,999 .....                        | .2     | —                | —              | —                  | —                    | —                    | —                    | —                    | .2                   | —                    | —                    | —                      | —                 | ...    |
| \$70,000 to \$79,999 .....                        | .2     | —                | —              | —                  | —                    | —                    | —                    | —                    | —                    | .1                   | —                    | —                      | —                 | ...    |
| \$80,000 to \$99,999 .....                        | .4     | —                | —              | —                  | —                    | —                    | —                    | —                    | —                    | .2                   | —                    | —                      | —                 | ...    |
| \$100,000 to \$119,999 .....                      | —      | —                | —              | —                  | —                    | —                    | —                    | —                    | —                    | —                    | .2                   | —                      | —                 | ...    |
| \$120,000 to \$149,999 .....                      | —      | —                | —              | —                  | —                    | —                    | —                    | —                    | —                    | —                    | —                    | .2                     | —                 | ...    |
| \$150,000 to \$199,999 .....                      | —      | —                | —              | —                  | —                    | —                    | —                    | —                    | —                    | —                    | —                    | —                      | —                 | ...    |
| \$200,000 to \$249,999 .....                      | —      | —                | —              | —                  | —                    | —                    | —                    | —                    | —                    | —                    | —                    | —                      | —                 | ...    |
| \$250,000 to \$299,999 .....                      | —      | —                | —              | —                  | —                    | —                    | —                    | —                    | —                    | —                    | —                    | —                      | —                 | ...    |
| \$300,000 or more .....                           | —      | —                | —              | —                  | —                    | —                    | —                    | —                    | —                    | —                    | —                    | —                      | —                 | ...    |
| Not reported .....                                | .8     | —                | —              | —                  | —                    | —                    | —                    | —                    | —                    | —                    | —                    | —                      | —                 | ...    |
| Median .....                                      | 20 832 | —                | —              | .4                 | —                    | —                    | .4                   | —                    | —                    | —                    | —                    | —                      | —                 | ...    |
| Received as inheritance or gift .....             | —      | —                | —              | —                  | —                    | —                    | —                    | —                    | —                    | —                    | —                    | —                      | —                 | ...    |
| Not reported .....                                | .5     | —                | .2             | .1                 | —                    | —                    | —                    | —                    | —                    | —                    | —                    | —                      | .2                | ...    |
| <b>RENTER OCCUPIED UNITS</b>                      |        |                  |                |                    |                      |                      |                      |                      |                      |                      |                      |                        |                   |        |
| Total .....                                       | 41.5   | .5               | 2.7            | 19.1               | 6.5                  | 3.8                  | 5.4                  | 2.4                  | .8                   | .3                   | .1                   | —                      | —                 | 9 591  |
| <b>Rent Reductions</b>                            |        |                  |                |                    |                      |                      |                      |                      |                      |                      |                      |                        |                   |        |
| No subsidy or income reporting .....              | 33.4   | .4               | 2.1            | 13.4               | 5.8                  | 3.3                  | 5.1                  | 2.4                  | .8                   | .3                   | .1                   | —                      | —                 | 10 720 |
| Rent control .....                                | —      | —                | —              | —                  | —                    | —                    | —                    | —                    | —                    | —                    | —                    | —                      | —                 | ...    |
| No rent control .....                             | 33.4   | .4               | 2.1            | 13.4               | 5.8                  | 3.3                  | 5.1                  | 2.4                  | .8                   | .3                   | .1                   | —                      | —                 | 10 720 |
| Reduced by owner .....                            | 2.5    | —                | .2             | .8                 | .3                   | .5                   | .4                   | .3                   | —                    | —                    | —                    | —                      | —                 | ...    |
| Not reduced by owner .....                        | 30.9   | .4               | 1.8            | 12.6               | 5.5                  | 2.8                  | 4.7                  | 2.1                  | .8                   | .3                   | .1                   | —                      | —                 | 10 578 |
| Owner reduction not reported .....                | —      | —                | —              | —                  | —                    | —                    | —                    | —                    | —                    | —                    | —                    | —                      | —                 | ...    |
| Rent control not reported .....                   | —      | —                | —              | —                  | —                    | —                    | —                    | —                    | —                    | —                    | —                    | —                      | —                 | ...    |
| Owned by public housing authority .....           | 3.8    | —                | .1             | 2.4                | .5                   | .5                   | .2                   | —                    | —                    | —                    | —                    | —                      | —                 | 8 741  |
| Other, Federal subsidy .....                      | 3.0    | .1               | .2             | 2.4                | .2                   | —                    | —                    | —                    | —                    | —                    | —                    | —                      | —                 | ...    |
| Other, State or local subsidy .....               | .8     | —                | .1             | .7                 | —                    | —                    | —                    | —                    | —                    | —                    | —                    | —                      | —                 | ...    |
| Other, income verification .....                  | .4     | —                | .2             | .1                 | —                    | —                    | .1                   | —                    | —                    | —                    | —                    | —                      | —                 | ...    |
| Subsidy or income verification not reported ..... | —      | —                | —              | —                  | —                    | —                    | —                    | —                    | —                    | —                    | —                    | —                      | —                 | ...    |

<sup>1</sup>For mobile home, oldest category is 1939 or earlier.

<sup>2</sup>May reflect a temporary situation, living off savings, or response error.

**Table 5-21. Housing Costs by Selected Characteristics - Occupied Units with Black Householder**

[Numbers in thousands. For meaning of symbols, see text.]

| Characteristics   | Total | Less than \$100 | \$100 to \$199 | \$200 to \$299 | \$300 to \$399 | \$400 to \$499 | \$500 to \$599 | \$600 to \$699 | \$700 to \$799 | \$800 to \$999 | \$1,000 to \$1,499 | \$1,500 or more | No cash rent | Mortgage payment not reported | Median excluding no cash rent |  |
|---|-------|-----------------|----------------|----------------|----------------|----------------|----------------|----------------|----------------|----------------|--------------------|-----------------|--------------|-------------------------------|-------------------------------|--|
| <b>Total</b> .....  | 58.3  | .4              | 5.3            | 7.1            | 13.1           | 15.6           | 6.1            | 4.3            | 3.2            | 1.4            | 1.0                | -               | .5           | .3                            | 418                           |  |
| <b>Units in Structure</b>                                       |       |                 |                |                |                |                |                |                |                |                |                    |                 |              |                               |                               |  |
| 1, detached.....  | 18.2  | -               | .9             | 1.7            | 2.3            | 5.4            | 1.7            | 2.7            | 1.6            | .8             | .6                 | -               | .2           | .2                            | 472                           |  |
| 1, attached.....  | 2.3   | -               | .1             | .1             | .7             | .3             | .4             | .2             | .4             | -              | -                  | -               | -            | .1                            | 415                           |  |
| 2 to 4.....   | 25.5  | .1              | 1.2            | 3.2            | 6.8            | 8.1            | 3.0            | .8             | 1.0            | .4             | .4                 | -               | .1           | -                             | ...                           |  |
| 5 to 9.....   | 3.6   | -               | .4             | .6             | 1.0            | .5             | .3             | .6             | .1             | -              | -                  | -               | -            | -                             | ...                           |  |
| 10 to 19.....   | 2.7   | -               | .7             | .5             | .5             | .7             | .1             | -              | .1             | -              | -                  | -               | -            | -                             | ...                           |  |
| 20 to 49.....   | 2.8   | -               | .5             | .5             | 1.0            | .4             | .1             | -              | -              | -              | -                  | -               | .1           | -                             | ...                           |  |
| 50 or more.....   | 3.5   | .2              | 1.4            | .5             | .7             | .1             | .4             | .1             | -              | -              | -                  | -               | -            | -                             | ...                           |  |
| Mobile home or trailer.....                                     | -     | -               | -              | -              | -              | -              | -              | -              | -              | -              | -                  | -               | -            | -                             | ...                           |  |
| <b>Year Structure Built<sup>1</sup></b>                         |       |                 |                |                |                |                |                |                |                |                |                    |                 |              |                               |                               |  |
| 1990 to 1994.....   | -     | -               | -              | -              | -              | -              | -              | -              | -              | -              | -                  | -               | -            | -                             | ...                           |  |
| 1985 to 1989.....   | .2    | -               | .2             | -              | -              | -              | -              | .2             | -              | -              | -                  | -               | -            | -                             | ...                           |  |
| 1980 to 1984.....   | .7    | -               | .2             | -              | -              | -              | -              | .5             | -              | -              | -                  | -               | -            | -                             | ...                           |  |
| 1975 to 1979.....   | 1.4   | .2              | -              | .1             | -              | .6             | .2             | -              | -              | -              | .2                 | -               | -            | -                             | ...                           |  |
| 1970 to 1974.....   | 3.2   | .1              | 1.3            | .1             | .5             | .2             | .4             | -              | .2             | -              | .2                 | -               | .1           | -                             | ...                           |  |
| 1960 to 1969.....   | 5.8   | -               | 1.1            | .5             | 1.1            | 1.1            | 1.0            | .5             | .1             | .2             | .2                 | -               | .2           | 409                           |                               |  |
| 1950 to 1959.....   | 6.2   | -               | .8             | .9             | 1.0            | 1.7            | .1             | .8             | .7             | .2             | .2                 | -               | .2           | 432                           |                               |  |
| 1940 to 1949.....   | 2.8   | -               | .2             | .3             | .5             | .8             | .2             | .3             | .2             | .2             | .2                 | -               | -            | ...                           |                               |  |
| 1930 to 1939.....   | 17.4  | -               | .4             | 2.6            | 4.3            | 5.0            | 1.8            | 1.3            | 1.0            | .2             | .4                 | -               | .1           | 428                           |                               |  |
| 1920 to 1929.....   | 10.7  | -               | .3             | .8             | 3.0            | 3.5            | 1.3            | .5             | .6             | .6             | .6                 | -               | -            | 432                           |                               |  |
| 1919 or earlier.....  | 10.2  | -               | 1.3            | 1.7            | 2.8            | 2.6            | 1.0            | .3             | .4             | -              | .1                 | -               | -            | 375                           |                               |  |
| Median.....   | 1935  | -               | 1960           | 1933           | 1932           | 1933           | 1934           | 1941           | -              | -              | -                  | -               | -            | -                             | ...                           |  |
| <b>Rooms</b>  |       |                 |                |                |                |                |                |                |                |                |                    |                 |              |                               |                               |  |
| 1 room.....   | 1.0   | -               | .3             | .5             | .1             | -              | -              | .1             | -              | -              | -                  | -               | -            | -                             | ...                           |  |
| 2 rooms.....  | .4    | -               | .1             | .2             | -              | -              | -              | -              | -              | -              | -                  | -               | -            | -                             | ...                           |  |
| 3 rooms.....  | 6.4   | .4              | 1.8            | 1.3            | 1.9            | .7             | .3             | -              | -              | -              | -                  | -               | -            | -                             | 277                           |  |
| 4 rooms.....  | 12.9  | -               | 1.8            | 1.8            | 3.5            | 3.7            | 1.7            | .5             | .1             | -              | -                  | -               | -            | -                             | 388                           |  |
| 5 rooms.....  | 17.1  | -               | .9             | 1.6            | 5.2            | 4.9            | 1.3            | 1.2            | .8             | .8             | .1                 | -               | .3           | .1                            | 413                           |  |
| 6 rooms.....  | 11.6  | -               | .6             | 1.1            | 1.0            | 3.6            | 1.7            | 1.4            | 1.2            | .4             | .4                 | -               | .1           | -                             | 484                           |  |
| 7 rooms.....  | 4.7   | -               | -              | .5             | 1.0            | 1.6            | .4             | .6             | .1             | .4             | .4                 | -               | -            | .2                            | 451                           |  |
| 8 rooms.....  | 1.9   | -               | -              | .1             | -              | .2             | .3             | .5             | .7             | -              | -                  | -               | -            | -                             | ...                           |  |
| 9 rooms.....  | 2.0   | -               | -              | -              | .2             | .9             | .3             | -              | .1             | -              | .4                 | -               | -            | -                             | ...                           |  |
| 10 rooms or more.....   | .3    | -               | -              | -              | .1             | -              | -              | -              | .2             | -              | -                  | -               | -            | -                             | ...                           |  |
| Median.....   | 5.0   | -               | 3.8            | 4.3            | 4.7            | 5.2            | 5.3            | 5.7            | -              | -              | -                  | -               | -            | -                             | ...                           |  |
| <b>Bedrooms</b>   |       |                 |                |                |                |                |                |                |                |                |                    |                 |              |                               |                               |  |
| None.....   | 1.0   | -               | .3             | .5             | .1             | -              | -              | .1             | -              | -              | -                  | -               | -            | -                             | 294                           |  |
| 1.....  | 8.2   | .4              | 2.1            | 1.8            | 2.7            | .9             | .4             | -              | -              | -              | -                  | -               | -            | -                             | 407                           |  |
| 2.....  | 23.8  | -               | 1.8            | 2.8            | 6.6            | 7.5            | 2.4            | 1.0            | .6             | .4             | .1                 | -               | .5           | .1                            | 467                           |  |
| 3.....  | 18.4  | -               | 1.0            | 2.0            | 3.0            | 4.6            | 2.2            | 2.7            | 1.7            | .8             | .2                 | -               | -            | .2                            | 467                           |  |
| 4 or more.....  | 7.2   | -               | .1             | .3             | .7             | 2.6            | 1.1            | .5             | 1.0            | .2             | .6                 | -               | -            | -                             | 493                           |  |
| Median.....   | 2.3   | -               | 1.7            | 2.0            | 2.1            | 2.4            | 2.8            | 2.9            | -              | -              | -                  | -               | -            | -                             | ...                           |  |
| <b>Complete Bathrooms</b>                                       |       |                 |                |                |                |                |                |                |                |                |                    |                 |              |                               |                               |  |
| None.....   | .5    | -               | .3             | .3             | -              | -              | -              | -              | -              | -              | -                  | -               | -            | -                             | ...                           |  |
| 1.....  | 45.5  | .4              | 4.6            | 6.4            | 12.5           | 12.4           | 4.6            | 2.0            | 1.7            | .6             | .4                 | -               | .1           | -                             | 391                           |  |
| 1 and one-half.....   | 7.4   | -               | .4             | .3             | .3             | 1.5            | 1.2            | 1.8            | .9             | .6             | .6                 | -               | .3           | .1                            | 584                           |  |
| 2 or more.....  | 4.8   | -               | -              | .2             | .4             | 1.7            | .3             | .6             | .6             | .2             | .6                 | -               | -            | .2                            | 511                           |  |
| <b>Main Heating Equipment</b>                                   |       |                 |                |                |                |                |                |                |                |                |                    |                 |              |                               |                               |  |
| Warm-air furnace.....   | 41.2  | -               | 2.9            | 4.5            | 8.5            | 13.2           | 4.4            | 2.9            | 2.6            | 1.2            | .5                 | -               | .3           | .1                            | 433                           |  |
| Steam or hot water system.....                                  | 11.6  | -               | 1.2            | 1.7            | 3.7            | 1.8            | 1.4            | 1.0            | .5             | -              | .1                 | -               | .1           | .2                            | 375                           |  |
| Electric heat pump.....   | .6    | -               | -              | .1             | -              | -              | .1             | -              | -              | -              | -                  | -               | -            | -                             | ...                           |  |
| Built-in electric units.....                                    | 2.8   | .4              | 1.0            | .3             | .4             | .2             | .1             | .3             | -              | -              | -                  | -               | -            | -                             | ...                           |  |
| Floor, wall, or other built-in hot air units without ducts..... | .5    | -               | -              | .1             | -              | .1             | -              | .2             | -              | -              | -                  | -               | -            | -                             | ...                           |  |
| Room heaters with flue.....                                     | 1.3   | -               | .1             | .4             | .4             | .2             | .1             | -              | -              | -              | -                  | -               | -            | -                             | ...                           |  |
| Room heaters without flue.....                                  | -     | -               | -              | -              | -              | -              | -              | -              | -              | -              | -                  | -               | -            | -                             | ...                           |  |
| Portable electric heaters.....                                  | -     | -               | -              | -              | -              | -              | -              | -              | -              | -              | -                  | -               | -            | -                             | ...                           |  |
| Stoves.....   | -     | -               | -              | -              | -              | -              | -              | -              | -              | .2             | -                  | -               | -            | -                             | ...                           |  |
| Fireplaces with inserts.....                                    | .2    | -               | -              | -              | -              | -              | -              | -              | -              | -              | -                  | -               | -            | -                             | ...                           |  |
| Fireplaces without inserts.....                                 | -     | -               | -              | -              | -              | -              | -              | -              | -              | -              | -                  | -               | -            | -                             | ...                           |  |
| Other.....  | .1    | -               | -              | -              | -              | -              | -              | -              | .1             | -              | -                  | -               | -            | -                             | ...                           |  |
| None.....   | .1    | -               | -              | -              | .1             | -              | -              | -              | -              | -              | -                  | -               | -            | -                             | ...                           |  |
| <b>Source of Water</b>  |       |                 |                |                |                |                |                |                |                |                |                    |                 |              |                               |                               |  |
| Public system or private company.....                           | 58.3  | .4              | 5.3            | 7.1            | 13.1           | 15.6           | 6.1            | 4.3            | 3.2            | 1.4            | 1.0                | -               | .5           | .3                            | 418                           |  |
| Well serving 1 to 5 units.....                                  | -     | -               | -              | -              | -              | -              | -              | -              | -              | -              | -                  | -               | -            | -                             | ...                           |  |
| Drilled.....  | -     | -               | -              | -              | -              | -              | -              | -              | -              | -              | -                  | -               | -            | -                             | ...                           |  |
| Dug.....  | -     | -               | -              | -              | -              | -              | -              | -              | -              | -              | -                  | -               | -            | -                             | ...                           |  |
| Not reported.....   | -     | -               | -              | -              | -              | -              | -              | -              | -              | -              | -                  | -               | -            | -                             | ...                           |  |
| Other.....  | -     | -               | -              | -              | -              | -              | -              | -              | -              | -              | -                  | -               | -            | -                             | ...                           |  |
| <b>Means of Sewage Disposal</b>                                 |       |                 |                |                |                |                |                |                |                |                |                    |                 |              |                               |                               |  |
| Public sewer.....   | 58.0  | .4              | 5.3            | 7.1            | 13.0           | 15.6           | 6.1            | 4.1            | 3.2            | 1.4            | 1.0                | -               | .5           | .3                            | 418                           |  |
| Septic tank, cesspool, chemical toilet.....                     | .3    | -               | -              | -              | .1             | -              | -              | .2             | -              | -              | -                  | -               | -            | -                             | ...                           |  |
| Other.....  | -     | -               | -              | -              | -              | -              | -              | -              | -              | -              | -                  | -               | -            | -                             | ...                           |  |
| <b>Main House Heating Fuel</b>                                  |       |                 |                |                |                |                |                |                |                |                |                    |                 |              |                               |                               |  |
| Housing units with heating fuel.....                            | 58.2  | .4              | 5.3            | 7.1            | 13.0           | 15.6           | 6.1            | 4.3            | 3.2            | 1.4            | 1.0                | -               | .5           | .3                            | 419                           |  |
| Electricity.....  | 4.1   | .4              | 1.2            | .5             | .7             | .2             | .4             | .3             | .1             | .4             | .4                 | -               | .5           | .3                            | 306                           |  |
| Piped gas.....  | 48.2  | -               | 3.6            | 5.2            | 11.3           | 13.8           | 5.8            | 3.6            | 2.4            | 1.2            | .6                 | -               | -            | -                             | 427                           |  |
| Bottled gas.....  | -     | -               | -              | -              | -              | -              | -              | -              | -              | -              | -                  | -               | -            | -                             | ...                           |  |
| Fuel oil.....   | 5.7   | -               | .6             | 1.4            | 1.1            | 1.5            | -              | .4             | .7             | -              | -                  | -               | -            | -                             | 379                           |  |
| Kerosene or other liquid fuel.....                              | -     | -               | -              | -              | -              | -              | -              | -              | -              | -              | -                  | -               | -            | -                             | ...                           |  |
| Coal or coke.....   | -     | -               | -              | -              | -              | -              | -              | -              | -              | -              | .2                 | -               | -            | -                             | ...                           |  |
| Wood.....   | .2    | -               | -              | -              | -              | -              | -              | -              | -              | -              | -                  | -               | -            | -                             | ...                           |  |
| Solar energy.....   | -     | -               | -              | -              | -              | -              | -              | -              | -              | -              | -                  | -               | -            | -                             | ...                           |  |
| Other.....  | -     | -               | -              | -              | -              | -              | -              | -              | -              | -              | -                  | -               | -            | -                             | ...                           |  |

**Table 5-21. Housing Costs by Selected Characteristics - Occupied Units with Black Householder—Con.**

[Numbers in thousands. For meaning of symbols, see text.]

| Characteristics                                      | Total  | Less than \$100 | \$100 to \$199 | \$200 to \$299 | \$300 to \$399 | \$400 to \$499 | \$500 to \$599 | \$600 to \$699 | \$700 to \$799 | \$800 to \$999 | \$1,000 to \$1,499 | \$1,500 or more | No cash rent | Mortgage payment not reported | Median excluding no cash rent |
|--|--------|-----------------|----------------|----------------|----------------|----------------|----------------|----------------|----------------|----------------|--------------------|-----------------|--------------|-------------------------------|-------------------------------|
| <b>Cooking Fuel</b>                                  |        |                 |                |                |                |                |                |                |                |                |                    |                 |              |                               |                               |
| With cooking fuel.....                               | 57.4   | .4              | 5.2            | 6.5            | 13.0           | 15.8           | 6.1            | 4.3            | 3.2            | 1.4            | 1.0                | -               | .5           | .3                            | 421                           |
| Electricity.....                                     | 11.6   | .4              | 2.0            | 1.3            | 1.6            | 2.8            | 1.2            | .9             | .7             | .2             | .5                 | -               | .1           | -                             | 420                           |
| Piped gas.....                                       | 45.8   | -               | 3.2            | 5.3            | 11.4           | 12.7           | 5.0            | 3.5            | 2.5            | 1.2            | .4                 | -               | .3           | .3                            | 421                           |
| Bottled gas.....                                     | -      | -               | -              | -              | -              | -              | -              | -              | -              | -              | -                  | -               | -            | -                             | -                             |
| Kerosene or other liquid fuel.....                   | -      | -               | -              | -              | -              | -              | -              | -              | -              | -              | -                  | -               | -            | -                             | -                             |
| Coal or coke.....                                    | -      | -               | -              | -              | -              | -              | -              | -              | -              | -              | -                  | -               | -            | -                             | -                             |
| Wood.....  | -      | -               | -              | -              | -              | -              | -              | -              | -              | -              | -                  | -               | -            | -                             | -                             |
| Other.....   | -      | -               | -              | -              | -              | -              | -              | -              | -              | -              | -                  | -               | -            | -                             | -                             |
| <b>Persons</b>                                       |        |                 |                |                |                |                |                |                |                |                |                    |                 |              |                               |                               |
| 1 person.....  | 12.5   | .4              | 2.2            | 2.8            | 2.3            | 2.3            | 1.1            | .5             | .4             | -              | .2                 | -               | .3           | -                             | 332                           |
| 2 persons.....                                       | 13.7   | -               | 1.6            | 2.2            | 4.4            | 1.8            | .8             | .8             | 1.0            | .4             | .3                 | -               | .2           | .2                            | 385                           |
| 3 persons.....                                       | 11.2   | -               | .5             | .9             | 2.5            | 5.0            | .8             | .8             | -              | .4             | .2                 | -               | .1           | .1                            | 432                           |
| 4 persons.....                                       | 11.3   | -               | .4             | .3             | 2.8            | 3.3            | 1.2            | 1.6            | .8             | .6             | .3                 | -               | -            | -                             | 465                           |
| 5 persons.....                                       | 4.9    | -               | .2             | .7             | .6             | 1.5            | 1.0            | .2             | .7             | -              | -                  | -               | -            | -                             | 458                           |
| 6 persons.....                                       | 2.3    | -               | .1             | -              | .1             | 1.5            | .3             | .2             | -              | -              | -                  | -               | -            | -                             | -                             |
| 7 persons or more.....                               | 2.4    | -               | .1             | .3             | .3             | .9             | .3             | .3             | .3             | -              | -                  | -               | -            | -                             | -                             |
| Median.....  | 2.8    | -               | 1.8            | 1.9            | 2.5            | 3.2            | 3.8            | 3.5            | -              | -              | -                  | -               | -            | -                             | -                             |
| <b>Household Composition by Age of Householder</b>   |        |                 |                |                |                |                |                |                |                |                |                    |                 |              |                               |                               |
| 2-or-more person households.....                     | 45.8   | -               | 3.1            | 4.3            | 10.8           | 13.3           | 5.0            | 3.8            | 2.8            | 1.4            | .7                 | -               | .2           | .3                            | 433                           |
| Married-couple families, no nonrelatives.....        | 15.7   | -               | .1             | .8             | 2.7            | 4.9            | 2.1            | 2.1            | 1.6            | 1.0            | .2                 | -               | .2           | .2                            | 483                           |
| Under 25 years.....                                  | .5     | -               | .1             | -              | -              | 2              | .1             | -              | -              | -              | -                  | -               | -            | -                             | -                             |
| 25 to 29 years.....                                  | 2.6    | -               | -              | .1             | 1.0            | .6             | .4             | .3             | .1             | .1             | -                  | -               | -            | -                             | -                             |
| 30 to 34 years.....                                  | 2.1    | -               | -              | -              | .1             | 1.1            | .5             | .2             | .2             | -              | -                  | -               | -            | -                             | -                             |
| 35 to 44 years.....                                  | 3.3    | -               | -              | .1             | .1             | .6             | .6             | 1.1            | .7             | .2             | .2                 | -               | -            | -                             | -                             |
| 45 to 64 years.....                                  | 5.8    | -               | -              | .3             | .8             | 2.0            | .5             | .5             | .6             | .8             | .2                 | -               | -            | .2                            | 486                           |
| 65 years and over.....                               | 1.3    | -               | -              | .3             | .6             | .4             | -              | -              | -              | .8             | .2                 | -               | -            | .2                            | 486                           |
| Other male householder.....                          | 3.8    | -               | -              | .4             | .7             | 1.2            | .2             | .3             | .7             | -              | .2                 | -               | -            | -                             | 462                           |
| Under 45 years.....                                  | 2.3    | -               | -              | .1             | .7             | .6             | .2             | .3             | .1             | -              | .2                 | -               | -            | -                             | -                             |
| 45 to 64 years.....                                  | 1.3    | -               | -              | .1             | -              | .6             | -              | .3             | .6             | -              | .2                 | -               | -            | -                             | -                             |
| 65 years and over.....                               | .1     | -               | -              | .1             | -              | -              | -              | -              | .6             | -              | -                  | -               | -            | -                             | -                             |
| Other female householder.....                        | 26.3   | -               | 3.0            | 3.1            | 7.3            | 7.3            | 2.7            | 1.4            | .5             | .4             | .4                 | -               | .2           | .1                            | 396                           |
| Under 45 years.....                                  | 19.3   | -               | 2.6            | 1.9            | 5.8            | 5.5            | 1.7            | 1.0            | .1             | .1             | .2                 | -               | .2           | .1                            | 387                           |
| 45 to 64 years.....                                  | 5.4    | -               | .3             | .7             | 1.1            | 1.4            | .8             | .4             | .2             | .2             | .2                 | -               | -            | .1                            | 387                           |
| 65 years and over.....                               | 1.6    | -               | -              | .4             | .4             | .4             | -              | -              | .2             | .2             | .1                 | -               | -            | -                             | 333                           |
| 1-person households.....                             | 12.5   | .4              | 2.2            | 2.8            | 2.3            | 2.3            | 1.1            | .5             | .4             | -              | .2                 | -               | .3           | -                             | 332                           |
| Male householder.....                                | 5.5    | .9              | 1.5            | 1.0            | 1.0            | 1.0            | .3             | .3             | .2             | .2             | .2                 | -               | .3           | -                             | 327                           |
| Under 45 years.....                                  | 2.9    | -               | .4             | 1.0            | .7             | .7             | .3             | .3             | .2             | .2             | .2                 | -               | .1           | -                             | -                             |
| 45 to 64 years.....                                  | 2.3    | -               | .4             | .5             | .1             | .3             | -              | .3             | .2             | .2             | .2                 | -               | .1           | -                             | -                             |
| 65 years and over.....                               | .3     | -               | .1             | -              | .1             | -              | -              | .3             | .2             | .2             | .2                 | -               | -            | -                             | -                             |
| Female householder.....                              | 7.0    | .4              | 1.3            | 1.3            | 1.3            | 1.2            | .9             | .3             | .3             | .2             | .2                 | -               | .1           | -                             | 336                           |
| Under 45 years.....                                  | 3.0    | .1              | .3             | .6             | .6             | .5             | .6             | .2             | .2             | .2             | .2                 | -               | .1           | -                             | -                             |
| 45 to 64 years.....                                  | 2.7    | -               | .5             | .2             | .6             | .8             | .3             | .1             | .2             | .2             | .2                 | -               | -            | -                             | -                             |
| 65 years and over.....                               | 1.4    | .2              | .6             | .3             | .1             | -              | -              | -              | .2             | .2             | .2                 | -               | .1           | -                             | -                             |
| <b>Own Never Married Children Under 18 Years Old</b> |        |                 |                |                |                |                |                |                |                |                |                    |                 |              |                               |                               |
| No own children under 18 years.....                  | 30.2   | .4              | 3.4            | 5.4            | 6.9            | 6.5            | 2.1            | 1.5            | 2.0            | .4             | .8                 | -               | .5           | .2                            | 380                           |
| With own children under 18 years.....                | 28.1   | -               | 1.9            | 1.7            | 6.2            | 9.0            | 4.0            | 2.8            | 1.2            | 1.0            | .1                 | -               | .1           | .1                            | 447                           |
| Under 6 years only.....                              | 5.5    | -               | .5             | .5             | 1.9            | 1.9            | .4             | -              | -              | .2             | .1                 | -               | -            | -                             | 391                           |
| 1.....   | 2.8    | -               | .2             | .3             | 1.1            | .6             | .4             | -              | -              | .2             | -                  | -               | -            | -                             | -                             |
| 2.....   | 1.8    | -               | .1             | .3             | .6             | .9             | -              | -              | -              | -              | -                  | -               | -            | -                             | -                             |
| 3 or more.....                                       | 1.0    | -               | .1             | .3             | .6             | .9             | -              | -              | -              | -              | -                  | -               | -            | -                             | -                             |
| 6 to 17 years only.....                              | 15.2   | -               | .5             | 1.0            | .3             | 4.6            | 2.5            | 1.6            | .7             | .6             | .1                 | -               | -            | -                             | 452                           |
| 1.....   | 8.2    | -               | .4             | .4             | 1.4            | 2.7            | 1.2            | 1.0            | .7             | .6             | -                  | -               | -            | -                             | 473                           |
| 2.....   | 4.0    | -               | .1             | .3             | 1.5            | .9             | .8             | .5             | .7             | .6             | -                  | -               | -            | -                             | 414                           |
| 3 or more.....                                       | 3.0    | -               | -              | .4             | .8             | 1.1            | .6             | .1             | .1             | -              | -                  | -               | -            | -                             | -                             |
| Both age groups.....                                 | 7.4    | -               | .9             | .1             | .6             | 2.5            | 1.1            | 1.3            | .6             | .2             | .2                 | -               | .1           | .1                            | 480                           |
| 2.....   | 2.4    | -               | .2             | .1             | .1             | .6             | .1             | .5             | .4             | .2             | .2                 | -               | .1           | .1                            | 466                           |
| 3 or more.....                                       | 5.0    | -               | .7             | .1             | .5             | 1.9            | 1.0            | .7             | .1             | -              | -                  | -               | -            | -                             | -                             |
| <b>Income of Families and Primary Individuals</b>    |        |                 |                |                |                |                |                |                |                |                |                    |                 |              |                               |                               |
| Less than \$5,000.....                               | 4.3    | .1              | 1.0            | .9             | .6             | .7             | .2             | .5             | .1             | .2             | -                  | -               | -            | -                             | 333                           |
| \$5,000 to \$9,999.....                              | 21.3   | .2              | 3.2            | 3.1            | 5.4            | 6.1            | 2.2            | .3             | -              | -              | .4                 | -               | .1           | .1                            | 374                           |
| \$10,000 to \$14,999.....                            | 8.5    | -               | .3             | 1.9            | 2.7            | 1.6            | 1.0            | .1             | .3             | .2             | -                  | -               | .3           | -                             | 371                           |
| \$15,000 to \$19,999.....                            | 5.4    | -               | -              | .5             | 2.0            | 2.4            | .3             | .1             | .2             | -              | -                  | -               | -            | -                             | 410                           |
| \$20,000 to \$24,999.....                            | 5.9    | -               | .8             | .1             | 1.1            | 2.2            | 1.3            | .4             | -              | -              | -                  | -               | -            | -                             | 445                           |
| \$25,000 to \$29,999.....                            | 3.0    | -               | -              | .3             | .5             | .7             | .5             | .5             | .4             | .2             | -                  | -               | -            | -                             | -                             |
| \$30,000 to \$34,999.....                            | 2.4    | -               | .1             | -              | .1             | .6             | .1             | .8             | .7             | .2             | -                  | -               | -            | -                             | -                             |
| \$35,000 to \$39,999.....                            | 2.4    | -               | -              | .3             | .1             | 1.1            | -              | .2             | .6             | .2             | -                  | -               | -            | -                             | -                             |
| \$40,000 to \$49,999.....                            | 2.2    | -               | -              | -              | .2             | .3             | .2             | .9             | .4             | .2             | -                  | -               | -            | -                             | -                             |
| \$50,000 to \$59,999.....                            | .4     | -               | -              | .1             | .1             | -              | .1             | -              | -              | -              | -                  | -               | -            | -                             | -                             |
| \$60,000 to \$79,999.....                            | 1.5    | -               | -              | .2             | -              | -              | -              | .2             | .4             | .2             | .4                 | -               | -            | -                             | -                             |
| \$80,000 to \$99,999.....                            | .8     | -               | -              | -              | -              | -              | .1             | .3             | -              | .2             | .2                 | -               | -            | -                             | -                             |
| \$100,000 to \$119,999.....                          | -      | -               | -              | -              | -              | -              | -              | -              | -              | -              | .2                 | -               | -            | -                             | -                             |
| \$120,000 or more.....                               | .2     | -               | -              | -              | -              | -              | -              | -              | -              | -              | -                  | -               | -            | -                             | -                             |
| Median.....  | 12 084 | -               | 7 636          | 9 396          | 10 893         | 13 171         | 12 852         | 30 979         | -              | -              | -                  | -               | -            | .2                            | -                             |

Table 5-21. Housing Costs by Selected Characteristics - Occupied Units with Black Householder—Con.

[Numbers in thousands. For meaning of symbols, see text.]

| Characteristics  | Total  | Less than \$100 | \$100 to \$199 | \$200 to \$299 | \$300 to \$399 | \$400 to \$499 | \$500 to \$599 | \$600 to \$699 | \$700 to \$799 | \$800 to \$999 | \$1,000 to \$1,499 | \$1,500 or more | No cash rent | Mortgage payment not reported | Median excluding no cash rent |
|--|--------|-----------------|----------------|----------------|----------------|----------------|----------------|----------------|----------------|----------------|--------------------|-----------------|--------------|-------------------------------|-------------------------------|
| <b>OWNER OCCUPIED UNITS</b>                            |        |                 |                |                |                |                |                |                |                |                |                    |                 |              |                               |                               |
| Total  | 16.8   | -               | .3             | 2.0            | 2.0            | 3.2            | 1.9            | 2.4            | 2.7            | 1.4            | .6                 | -               | -            | .3                            | 536                           |
| <b>Value</b>   |        |                 |                |                |                |                |                |                |                |                |                    |                 |              |                               |                               |
| Less than \$10,000                                     | .5     | -               | -              | .1             | .3             | -              | -              | -              | -              | -              | -                  | -               | -            | -                             | ...                           |
| \$10,000 to \$19,999                                   | 1.8    | -               | .2             | .1             | -              | -              | .3             | .4             | .3             | .2             | -                  | -               | -            | .1                            | ...                           |
| \$20,000 to \$29,999                                   | 3.7    | -               | .1             | 1.0            | .8             | .6             | .3             | .3             | .6             | .4             | -                  | -               | -            | ...                           | 397                           |
| \$30,000 to \$39,999                                   | 5.1    | -               | -              | .3             | .9             | 1.5            | .6             | .6             | .6             | .4             | -                  | -               | -            | .2                            | 479                           |
| \$40,000 to \$49,999                                   | 2.0    | -               | -              | -              | -              | .4             | .4             | .8             | .2             | .2             | -                  | -               | -            | -                             | ...                           |
| \$50,000 to \$59,999                                   | 2.2    | -               | -              | .4             | -              | .8             | .2             | .1             | .2             | .2             | .2                 | -               | -            | -                             | ...                           |
| \$60,000 to \$69,999                                   | .5     | -               | -              | -              | -              | -              | -              | .1             | -              | .4             | .4                 | -               | -            | -                             | ...                           |
| \$70,000 to \$79,999                                   | .4     | -               | -              | -              | -              | -              | -              | -              | .4             | -              | -                  | -               | -            | -                             | ...                           |
| \$80,000 to \$99,999                                   | .4     | -               | -              | -              | -              | -              | -              | -              | .2             | .2             | .2                 | -               | -            | -                             | ...                           |
| \$100,000 to \$119,999                                 | .4     | -               | -              | -              | -              | -              | -              | -              | -              | .2             | .2                 | -               | -            | -                             | ...                           |
| \$120,000 to \$149,999                                 | -      | -               | -              | -              | -              | -              | -              | -              | -              | -              | -                  | -               | -            | -                             | ...                           |
| \$150,000 to \$199,999                                 | -      | -               | -              | -              | -              | -              | -              | -              | -              | -              | -                  | -               | -            | -                             | ...                           |
| \$200,000 to \$249,999                                 | -      | -               | -              | -              | -              | -              | -              | -              | -              | -              | -                  | -               | -            | -                             | ...                           |
| \$250,000 to \$299,999                                 | -      | -               | -              | -              | -              | -              | -              | -              | -              | -              | -                  | -               | -            | -                             | ...                           |
| \$300,000 or more                                      | -      | -               | -              | -              | -              | -              | -              | -              | -              | -              | -                  | -               | -            | -                             | ...                           |
| Median   | 34 880 | -               | -              | -              | -              | -              | -              | -              | -              | -              | -                  | -               | -            | -                             | ...                           |
| <b>Value-Income Ratio</b>                              |        |                 |                |                |                |                |                |                |                |                |                    |                 |              |                               |                               |
| Less than 1.5  | 9.8    | -               | .1             | .9             | 1.7            | 1.3            | .9             | 1.8            | 1.6            | .4             | .6                 | -               | -            | .3                            | 570                           |
| 1.5 to 1.9   | 1.5    | -               | -              | .1             | -              | .1             | -              | .2             | .8             | .4             | -                  | -               | -            | -                             | ...                           |
| 2.0 to 2.4   | 1.1    | -               | -              | -              | -              | .4             | .1             | .1             | .2             | .4             | -                  | -               | -            | -                             | ...                           |
| 2.5 to 2.9   | 1.0    | -               | -              | -              | -              | .6             | .1             | -              | .3             | -              | -                  | -               | -            | -                             | ...                           |
| 3.0 to 3.9   | .9     | -               | -              | .4             | -              | .3             | .2             | -              | -              | -              | -                  | -               | -            | -                             | ...                           |
| 4.0 to 4.9   | .5     | -               | -              | -              | .4             | .1             | -              | -              | -              | -              | .2                 | -               | -            | -                             | ...                           |
| 5.0 or more  | 2.0    | -               | .2             | .8             | -              | .4             | .5             | .1             | -              | -              | -                  | -               | -            | -                             | ...                           |
| Zero or negative income                                | .2     | -               | -              | -              | -              | -              | -              | .2             | -              | -              | -                  | -               | -            | -                             | ...                           |
| Median   | 1.5    | -               | -              | -              | -              | -              | -              | -              | -              | -              | -                  | -               | -            | -                             | ...                           |
| <b>Monthly Payment for Principal and Interest</b>      |        |                 |                |                |                |                |                |                |                |                |                    |                 |              |                               |                               |
| Less than \$100  | 1.1    | -               | -              | .2             | .7             | .2             | -              | -              | -              | -              | -                  | -               | -            | -                             | ...                           |
| \$100 to \$199   | 3.3    | -               | -              | .1             | .7             | 1.8            | .4             | .2             | -              | -              | -                  | -               | -            | -                             | ...                           |
| \$200 to \$249   | 1.4    | -               | -              | -              | -              | .6             | .2             | .4             | .2             | -              | -                  | -               | -            | -                             | ...                           |
| \$250 to \$299   | 1.0    | -               | -              | -              | -              | .5             | .3             | .2             | -              | -              | -                  | -               | -            | -                             | ...                           |
| \$300 to \$349   | 1.8    | -               | -              | -              | -              | -              | .8             | .2             | .8             | -              | -                  | -               | -            | -                             | ...                           |
| \$350 to \$399   | 1.4    | -               | -              | -              | -              | -              | .1             | .9             | -              | .4             | -                  | -               | -            | -                             | ...                           |
| \$400 to \$449   | .9     | -               | -              | -              | -              | -              | -              | .1             | .8             | -              | -                  | -               | -            | -                             | ...                           |
| \$450 to \$499   | .5     | -               | -              | -              | -              | -              | -              | .1             | .1             | .2             | -                  | -               | -            | -                             | ...                           |
| \$500 to \$599   | 1.5    | -               | -              | -              | -              | -              | -              | .2             | .5             | .8             | -                  | -               | -            | -                             | ...                           |
| \$600 to \$699   | -      | -               | -              | -              | -              | -              | -              | -              | -              | -              | .4                 | -               | -            | -                             | ...                           |
| \$700 to \$799   | .4     | -               | -              | -              | -              | -              | -              | -              | -              | -              | .2                 | -               | -            | -                             | ...                           |
| \$800 to \$999   | .2     | -               | -              | -              | -              | -              | -              | -              | -              | -              | -                  | -               | -            | -                             | ...                           |
| \$1,000 to \$1,249                                     | -      | -               | -              | -              | -              | -              | -              | -              | -              | -              | -                  | -               | -            | -                             | ...                           |
| \$1,250 to \$1,499                                     | -      | -               | -              | -              | -              | -              | -              | -              | -              | -              | -                  | -               | -            | -                             | ...                           |
| \$1,500 or more  | -      | -               | -              | -              | -              | -              | -              | -              | -              | -              | -                  | -               | -            | -                             | ...                           |
| Not reported   | .3     | -               | -              | -              | -              | -              | -              | -              | -              | -              | -                  | -               | -            | .3                            | ...                           |
| Median   | 298    | -               | -              | -              | -              | -              | -              | -              | -              | -              | -                  | -               | -            | -                             | ...                           |
| <b>Average Monthly Cost Paid for Real Estate Taxes</b> |        |                 |                |                |                |                |                |                |                |                |                    |                 |              |                               |                               |
| Less than \$25   | .3     | -               | -              | -              | -              | -              | -              | .1             | -              | -              | -                  | -               | -            | .1                            | ...                           |
| \$25 to \$49   | 1.2    | -               | -              | .6             | .2             | .1             | -              | .2             | -              | -              | -                  | -               | -            | -                             | ...                           |
| \$50 to \$74   | 3.6    | -               | .3             | .5             | .7             | .6             | .3             | .5             | .2             | .4             | -                  | -               | -            | -                             | ...                           |
| \$75 to \$99   | 2.7    | -               | -              | -              | .5             | .8             | .6             | .2             | .6             | -              | -                  | -               | -            | -                             | ...                           |
| \$100 to \$149   | 5.0    | -               | -              | .7             | .3             | 1.0            | .9             | .9             | .9             | .2             | -                  | -               | -            | -                             | 551                           |
| \$150 to \$199   | 3.1    | -               | -              | .2             | .2             | .7             | -              | .4             | .7             | .8             | -                  | -               | -            | -                             | ...                           |
| \$200 or more  | 1.0    | -               | -              | -              | -              | -              | -              | -              | .2             | -              | .8                 | -               | -            | -                             | ...                           |
| Median   | 107    | -               | -              | -              | -              | -              | -              | -              | -              | -              | -                  | -               | -            | -                             | ...                           |
| <b>Purchase Price</b>                                  |        |                 |                |                |                |                |                |                |                |                |                    |                 |              |                               |                               |
| Home purchased or built                                | 16.3   | -               | .3             | 1.8            | 2.0            | 3.2            | 1.9            | 2.4            | 2.7            | 1.4            | .6                 | -               | -            | -                             | 541                           |
| Less than \$10,000                                     | 2.4    | -               | .2             | .9             | .2             | -              | .5             | .4             | .2             | -              | -                  | -               | -            | -                             | ...                           |
| \$10,000 to \$19,999                                   | 5.1    | -               | -              | .3             | 1.5            | 1.7            | .4             | .4             | .4             | .4             | -                  | -               | -            | -                             | 444                           |
| \$20,000 to \$29,999                                   | 2.4    | -               | -              | .1             | -              | .8             | .5             | .5             | .2             | .2             | .2                 | -               | -            | -                             | ...                           |
| \$30,000 to \$39,999                                   | 1.8    | -               | -              | -              | .2             | .6             | .2             | .3             | .3             | .3             | -                  | -               | -            | -                             | ...                           |
| \$40,000 to \$49,999                                   | 2.1    | -               | -              | -              | -              | -              | .2             | .5             | 1.1            | .2             | -                  | -               | -            | -                             | ...                           |
| \$50,000 to \$59,999                                   | .8     | -               | -              | -              | -              | -              | -              | .3             | .3             | -              | -                  | -               | -            | -                             | ...                           |
| \$60,000 to \$69,999                                   | .2     | -               | -              | -              | -              | -              | -              | -              | -              | .2             | -                  | -               | -            | -                             | ...                           |
| \$70,000 to \$79,999                                   | .2     | -               | -              | -              | -              | -              | -              | -              | -              | .2             | -                  | -               | -            | -                             | ...                           |
| \$80,000 to \$99,999                                   | .4     | -               | -              | -              | -              | -              | -              | -              | -              | .4             | -                  | -               | -            | -                             | ...                           |
| \$100,000 to \$119,999                                 | -      | -               | -              | -              | -              | -              | -              | -              | -              | -              | -                  | -               | -            | -                             | ...                           |
| \$120,000 to \$149,999                                 | -      | -               | -              | -              | -              | -              | -              | -              | -              | -              | -                  | -               | -            | -                             | ...                           |
| \$150,000 to \$199,999                                 | -      | -               | -              | -              | -              | -              | -              | -              | -              | -              | -                  | -               | -            | -                             | ...                           |
| \$200,000 to \$249,999                                 | -      | -               | -              | -              | -              | -              | -              | -              | -              | -              | -                  | -               | -            | -                             | ...                           |
| \$250,000 to \$299,999                                 | -      | -               | -              | -              | -              | -              | -              | -              | -              | -              | -                  | -               | -            | -                             | ...                           |
| \$300,000 or more                                      | -      | -               | -              | -              | -              | -              | -              | -              | -              | -              | -                  | -               | -            | -                             | ...                           |
| Not reported   | .8     | -               | .1             | .4             | .1             | .1             | -              | -              | -              | -              | -                  | -               | -            | -                             | ...                           |
| Median   | 20 832 | -               | -              | -              | -              | -              | -              | -              | -              | -              | -                  | -               | -            | -                             | ...                           |
| Received as inheritance or gift                        | -      | -               | -              | -              | -              | -              | -              | -              | -              | -              | -                  | -               | -            | -                             | ...                           |
| Not reported   | .5     | -               | -              | .2             | -              | -              | -              | -              | -              | -              | -                  | -               | -            | .3                            | ...                           |

Table 5-21. **Housing Costs by Selected Characteristics - Occupied Units with Black Householder—Con.**

[Numbers in thousands. For meaning of symbols, see text.]

| Characteristics                                  | Total | Less than \$100 | \$100 to \$199 | \$200 to \$299 | \$300 to \$399 | \$400 to \$499 | \$500 to \$599 | \$600 to \$699 | \$700 to \$799 | \$800 to \$999 | \$1,000 to \$1,499 | \$1,500 or more | No cash rent | Mortgage payment not reported | Median excluding no cash rent |
|--|-------|-----------------|----------------|----------------|----------------|----------------|----------------|----------------|----------------|----------------|--------------------|-----------------|--------------|-------------------------------|-------------------------------|
| <b>RENTER OCCUPIED UNITS</b>                     |       |                 |                |                |                |                |                |                |                |                |                    |                 |              |                               |                               |
| Total.....                                       | 41.5  | .4              | 5.0            | 5.1            | 11.1           | 12.3           | 4.3            | 2.0            | .5             | -              | .4                 | -               | .5           | ...                           | 390                           |
| <b>Rent Reductions</b>                           |       |                 |                |                |                |                |                |                |                |                |                    |                 |              |                               |                               |
| No subsidy or income reporting.....              | 33.4  | -               | 1.5            | 3.9            | 10.1           | 11.1           | 3.8            | 1.6            | .5             | -              | .4                 | -               | ...          | ...                           | 408                           |
| Rent control.....                                | -     | -               | -              | -              | -              | -              | -              | -              | -              | -              | -                  | -               | ...          | ...                           | ...                           |
| No rent control.....                             | 33.4  | -               | 1.5            | 3.9            | 10.1           | 11.1           | 3.8            | 1.6            | .5             | -              | .4                 | -               | ...          | ...                           | 408                           |
| Reduced by owner.....                            | 2.5   | -               | .1             | .2             | .9             | .9             | -              | -              | -              | -              | -                  | -               | ...          | ...                           | ...                           |
| Not reduced by owner.....                        | 30.9  | -               | 1.4            | 3.7            | 9.2            | 10.1           | 3.8            | 1.6            | .5             | -              | .4                 | -               | ...          | ...                           | 410                           |
| Owner reduction not reported.....                | -     | -               | -              | -              | -              | -              | -              | -              | -              | -              | -                  | -               | ...          | ...                           | ...                           |
| Rent control not reported.....                   | -     | -               | -              | -              | -              | -              | -              | -              | -              | -              | -                  | -               | ...          | ...                           | ...                           |
| Owned by public housing authority.....           | 3.8   | -               | 2.0            | .6             | .7             | .4             | -              | -              | -              | -              | -                  | -               | ...          | ...                           | ...                           |
| Other, Federal subsidy.....                      | 3.0   | .2              | 1.3            | .3             | .2             | .4             | .3             | .2             | -              | -              | -                  | -               | ...          | ...                           | 196                           |
| Other, State or local subsidy.....               | .8    | -               | .2             | .3             | -              | .4             | -              | -              | -              | -              | -                  | -               | ...          | ...                           | ...                           |
| Other, income verification.....                  | .4    | .1              | -              | -              | -              | -              | .1             | .2             | -              | -              | -                  | -               | ...          | ...                           | ...                           |
| Subsidy or income verification not reported..... | -     | -               | -              | -              | -              | -              | -              | -              | -              | -              | -                  | -               | ...          | ...                           | ...                           |

<sup>1</sup>For mobile home, oldest category is 1939 or earlier.



**Table 5-22. Value by Selected Characteristics - Owner Occupied Units with Black Householder**

[Numbers in thousands. For meaning of symbols, see text.]

| Characteristics   | Total | Less than \$30,000 | \$30,000 to \$39,999 | \$40,000 to \$49,999 | \$50,000 to \$59,999 | \$60,000 to \$79,999 | \$80,000 to \$99,999 | \$100,000 to \$149,999 | \$150,000 to \$199,999 | \$200,000 to \$249,999 | \$250,000 to \$299,999 | \$300,000 or more | Median |
|---|-------|--------------------|----------------------|----------------------|----------------------|----------------------|----------------------|------------------------|------------------------|------------------------|------------------------|-------------------|--------|
| <b>Total</b> .....  | 18.8  | 6.0                | 5.1                  | 2.0                  | 2.2                  | .9                   | .4                   | .4                     | -                      | -                      | -                      | -                 | 34 880 |
| <b>Units In Structure</b>                                       |       |                    |                      |                      |                      |                      |                      |                        |                        |                        |                        |                   |        |
| 1, detached.....  | 11.8  | 3.0                | 4.3                  | 1.6                  | 1.3                  | .7                   | .4                   | .4                     | -                      | -                      | -                      | -                 | 36 642 |
| 1, attached.....  | .5    | -                  | -                    | .3                   | -                    | .2                   | -                    | -                      | -                      | -                      | -                      | -                 | 30000- |
| 2 to 4.....   | 4.5   | 2.9                | .7                   | -                    | .8                   | -                    | -                    | -                      | -                      | -                      | -                      | -                 | .....  |
| 5 to 9.....   | -     | -                  | -                    | -                    | -                    | -                    | -                    | -                      | -                      | -                      | -                      | -                 | .....  |
| 10 to 19.....   | -     | -                  | -                    | -                    | -                    | -                    | -                    | -                      | -                      | -                      | -                      | -                 | .....  |
| 20 to 49.....   | -     | -                  | -                    | -                    | -                    | -                    | -                    | -                      | -                      | -                      | -                      | -                 | .....  |
| 50 or more.....   | -     | -                  | -                    | -                    | -                    | -                    | -                    | -                      | -                      | -                      | -                      | -                 | .....  |
| Mobile home or trailer.....                                     | -     | -                  | -                    | -                    | -                    | -                    | -                    | -                      | -                      | -                      | -                      | -                 | .....  |
| <b>Year Structure Built<sup>1</sup></b>                         |       |                    |                      |                      |                      |                      |                      |                        |                        |                        |                        |                   |        |
| 1890 to 1994.....   | -     | -                  | -                    | -                    | -                    | -                    | -                    | -                      | -                      | -                      | -                      | -                 | .....  |
| 1885 to 1889.....   | -     | -                  | -                    | -                    | -                    | -                    | -                    | -                      | -                      | -                      | -                      | -                 | .....  |
| 1880 to 1884.....   | -     | -                  | -                    | -                    | -                    | -                    | -                    | -                      | -                      | -                      | -                      | -                 | .....  |
| 1875 to 1879.....   | .3    | -                  | -                    | .1                   | -                    | -                    | -                    | .2                     | -                      | -                      | -                      | -                 | .....  |
| 1870 to 1874.....   | .2    | -                  | .1                   | .1                   | -                    | .2                   | -                    | -                      | -                      | -                      | -                      | -                 | .....  |
| 1860 to 1869.....   | .6    | .1                 | .5                   | .8                   | .4                   | .2                   | .2                   | .2                     | -                      | -                      | -                      | -                 | .....  |
| 1850 to 1859.....   | 2.3   | -                  | .3                   | .8                   | .4                   | .2                   | .2                   | .2                     | -                      | -                      | -                      | -                 | .....  |
| 1840 to 1849.....   | 1.1   | .4                 | .3                   | .3                   | 1.4                  | .1                   | -                    | -                      | -                      | -                      | -                      | -                 | .....  |
| 1830 to 1839.....   | 6.9   | 2.7                | 2.3                  | .3                   | .2                   | .2                   | .2                   | .2                     | -                      | -                      | -                      | -                 | 33 171 |
| 1820 to 1829.....   | 3.5   | 1.2                | 1.5                  | .4                   | .2                   | .2                   | -                    | -                      | -                      | -                      | -                      | -                 | .....  |
| 1819 or earlier.....  | 2.0   | 1.5                | .2                   | .2                   | -                    | -                    | -                    | -                      | -                      | -                      | -                      | -                 | .....  |
| Median.....   | 1934  | 1931               | 1933                 | -                    | -                    | -                    | -                    | -                      | -                      | -                      | -                      | -                 | .....  |
| <b>Rooms</b>  |       |                    |                      |                      |                      |                      |                      |                        |                        |                        |                        |                   |        |
| 1 room.....   | -     | -                  | -                    | -                    | -                    | -                    | -                    | -                      | -                      | -                      | -                      | -                 | .....  |
| 2 rooms.....  | -     | -                  | -                    | -                    | -                    | -                    | -                    | -                      | -                      | -                      | -                      | -                 | .....  |
| 3 rooms.....  | -     | -                  | -                    | -                    | -                    | -                    | -                    | -                      | -                      | -                      | -                      | -                 | .....  |
| 4 rooms.....  | 1.6   | .5                 | .5                   | .1                   | .4                   | .2                   | .2                   | .2                     | -                      | -                      | -                      | -                 | 30000- |
| 5 rooms.....  | 4.3   | 2.4                | .9                   | 1.5                  | .8                   | .4                   | .2                   | .2                     | -                      | -                      | -                      | -                 | 38 137 |
| 6 rooms.....  | 6.0   | 1.6                | 1.7                  | .3                   | .2                   | .3                   | -                    | -                      | -                      | -                      | -                      | -                 | .....  |
| 7 rooms.....  | 2.6   | 1.0                | .9                   | .2                   | .1                   | -                    | -                    | .2                     | -                      | -                      | -                      | -                 | .....  |
| 8 rooms.....  | 1.4   | .2                 | .8                   | .2                   | .1                   | -                    | -                    | -                      | -                      | -                      | -                      | -                 | .....  |
| 9 rooms.....  | .8    | .2                 | -                    | .1                   | .2                   | -                    | -                    | -                      | -                      | -                      | -                      | -                 | .....  |
| 10 rooms or more.....   | .2    | -                  | .2                   | -                    | -                    | -                    | -                    | -                      | -                      | -                      | -                      | -                 | .....  |
| Median.....   | 5.9   | 5.5                | 6.1                  | -                    | -                    | -                    | -                    | -                      | -                      | -                      | -                      | -                 | .....  |
| <b>Bedrooms</b>   |       |                    |                      |                      |                      |                      |                      |                        |                        |                        |                        |                   |        |
| None.....   | -     | -                  | -                    | -                    | -                    | -                    | -                    | -                      | -                      | -                      | -                      | -                 | .....  |
| 1.....  | .1    | -                  | .1                   | -                    | 1.2                  | -                    | -                    | -                      | -                      | -                      | -                      | -                 | .....  |
| 2.....  | 4.8   | 2.7                | .8                   | 1.5                  | .7                   | .6                   | .2                   | .2                     | -                      | -                      | -                      | -                 | 30000- |
| 3.....  | 8.3   | 2.1                | 3.1                  | .3                   | .2                   | .4                   | .2                   | .2                     | -                      | -                      | -                      | -                 | 36 732 |
| 4 or more.....  | 3.6   | 1.2                | 1.1                  | .3                   | .2                   | .4                   | .2                   | .2                     | -                      | -                      | -                      | -                 | .....  |
| Median.....   | 2.9   | 2.6                | 3.0                  | -                    | -                    | -                    | -                    | -                      | -                      | -                      | -                      | -                 | .....  |
| <b>Complete Bathrooms</b>                                       |       |                    |                      |                      |                      |                      |                      |                        |                        |                        |                        |                   |        |
| None.....   | -     | -                  | -                    | -                    | -                    | -                    | -                    | -                      | -                      | -                      | -                      | -                 | .....  |
| 1.....  | 10.1  | 4.3                | 3.1                  | .9                   | 1.6                  | .3                   | -                    | -                      | -                      | -                      | -                      | -                 | 32 535 |
| 1 and one-half.....   | 3.7   | .8                 | 1.0                  | .7                   | .4                   | .6                   | .2                   | -                      | -                      | -                      | -                      | -                 | .....  |
| 2 or more.....  | 3.0   | .9                 | 1.0                  | .4                   | .2                   | -                    | .2                   | .4                     | -                      | -                      | -                      | -                 | .....  |
| <b>Main Heating Equipment</b>                                   |       |                    |                      |                      |                      |                      |                      |                        |                        |                        |                        |                   |        |
| Warm-air furnace.....   | 13.2  | 4.8                | 3.8                  | 1.5                  | 1.8                  | .8                   | .2                   | -                      | -                      | -                      | -                      | -                 | 34 229 |
| Steam or hot water system.....                                  | 2.8   | .8                 | 1.1                  | .3                   | .4                   | .1                   | -                    | -                      | -                      | -                      | -                      | -                 | .....  |
| Electric heat pump.....   | .5    | -                  | -                    | .1                   | -                    | -                    | .2                   | .2                     | -                      | -                      | -                      | -                 | .....  |
| Built-in electric units.....                                    | -     | -                  | -                    | -                    | -                    | -                    | -                    | -                      | -                      | -                      | -                      | -                 | .....  |
| Floor, wall, or other built-in hot air units without ducts..... | .2    | .2                 | -                    | -                    | -                    | -                    | -                    | -                      | -                      | -                      | -                      | -                 | .....  |
| Room heaters with flue.....                                     | -     | -                  | -                    | -                    | -                    | -                    | -                    | -                      | -                      | -                      | -                      | -                 | .....  |
| Room heaters without flue.....                                  | -     | -                  | -                    | -                    | -                    | -                    | -                    | -                      | -                      | -                      | -                      | -                 | .....  |
| Portable electric heaters.....                                  | -     | -                  | -                    | -                    | -                    | -                    | -                    | -                      | -                      | -                      | -                      | -                 | .....  |
| Stoves.....   | -     | -                  | -                    | -                    | -                    | -                    | -                    | -                      | -                      | -                      | -                      | -                 | .....  |
| Fireplaces with inserts.....                                    | .2    | -                  | -                    | -                    | -                    | -                    | -                    | .2                     | -                      | -                      | -                      | -                 | .....  |
| Fireplaces without inserts.....                                 | -     | -                  | -                    | -                    | -                    | -                    | -                    | -                      | -                      | -                      | -                      | -                 | .....  |
| Other.....  | -     | -                  | -                    | -                    | -                    | -                    | -                    | -                      | -                      | -                      | -                      | -                 | .....  |
| None.....   | -     | -                  | -                    | -                    | -                    | -                    | -                    | -                      | -                      | -                      | -                      | -                 | .....  |
| <b>Source of Water</b>  |       |                    |                      |                      |                      |                      |                      |                        |                        |                        |                        |                   |        |
| Public system or private company.....                           | 16.8  | 6.0                | 5.1                  | 2.0                  | 2.2                  | .9                   | .4                   | .4                     | -                      | -                      | -                      | -                 | 34 880 |
| Well serving 1 to 5 units.....                                  | -     | -                  | -                    | -                    | -                    | -                    | -                    | -                      | -                      | -                      | -                      | -                 | .....  |
| Drilled.....  | -     | -                  | -                    | -                    | -                    | -                    | -                    | -                      | -                      | -                      | -                      | -                 | .....  |
| Dug.....  | -     | -                  | -                    | -                    | -                    | -                    | -                    | -                      | -                      | -                      | -                      | -                 | .....  |
| Not reported.....   | -     | -                  | -                    | -                    | -                    | -                    | -                    | -                      | -                      | -                      | -                      | -                 | .....  |
| Other.....  | -     | -                  | -                    | -                    | -                    | -                    | -                    | -                      | -                      | -                      | -                      | -                 | .....  |
| <b>Means of Sewage Disposal</b>                                 |       |                    |                      |                      |                      |                      |                      |                        |                        |                        |                        |                   |        |
| Public sewer.....   | 16.6  | 6.0                | 4.8                  | 2.0                  | 2.2                  | .9                   | .4                   | .4                     | -                      | -                      | -                      | -                 | 34 876 |
| Septic tank, cesspool, chemical toilet.....                     | .2    | -                  | .2                   | -                    | -                    | -                    | -                    | -                      | -                      | -                      | -                      | -                 | .....  |
| Other.....  | -     | -                  | -                    | -                    | -                    | -                    | -                    | -                      | -                      | -                      | -                      | -                 | .....  |
| <b>Main House Heating Fuel</b>                                  |       |                    |                      |                      |                      |                      |                      |                        |                        |                        |                        |                   |        |
| Housing units with heating fuel.....                            | 16.8  | 6.0                | 5.1                  | 2.0                  | 2.2                  | .9                   | .4                   | .4                     | -                      | -                      | -                      | -                 | 34 880 |
| Electricity.....  | .5    | -                  | -                    | .1                   | -                    | -                    | .2                   | .2                     | -                      | -                      | -                      | -                 | .....  |
| Piped gas.....  | 13.0  | 4.8                | 4.2                  | 1.8                  | 1.5                  | .7                   | -                    | -                      | -                      | -                      | -                      | -                 | 33 924 |
| Bottled gas.....  | -     | -                  | -                    | -                    | -                    | -                    | -                    | -                      | -                      | -                      | -                      | -                 | .....  |
| Fuel oil.....   | 3.2   | 1.1                | .8                   | .2                   | .8                   | .2                   | .2                   | -                      | -                      | -                      | -                      | -                 | .....  |
| Kerosene or other liquid fuel.....                              | -     | -                  | -                    | -                    | -                    | -                    | -                    | -                      | -                      | -                      | -                      | -                 | .....  |
| Coal or coke.....   | -     | -                  | -                    | -                    | -                    | -                    | -                    | -                      | .2                     | -                      | -                      | -                 | .....  |
| Wood.....   | .2    | -                  | -                    | -                    | -                    | -                    | -                    | -                      | -                      | -                      | -                      | -                 | .....  |
| Solar energy.....   | -     | -                  | -                    | -                    | -                    | -                    | -                    | -                      | -                      | -                      | -                      | -                 | .....  |
| Other.....  | -     | -                  | -                    | -                    | -                    | -                    | -                    | -                      | -                      | -                      | -                      | -                 | .....  |

**Table 5-22. Value by Selected Characteristics - Owner Occupied Units with Black Householder—Con.**

[Numbers in thousands. For meaning of symbols, see text.]

| Characteristics                                      | Total  | Less than \$30,000 | \$30,000 to \$39,999 | \$40,000 to \$49,999 | \$50,000 to \$59,999 | \$60,000 to \$79,999 | \$80,000 to \$99,999 | \$100,000 to \$149,999 | \$150,000 to \$199,999 | \$200,000 to \$249,999 | \$250,000 to \$299,999 | \$300,000 or more | Median |
|--|--------|--------------------|----------------------|----------------------|----------------------|----------------------|----------------------|------------------------|------------------------|------------------------|------------------------|-------------------|--------|
| <b>Cooking Fuel</b>                                  |        |                    |                      |                      |                      |                      |                      |                        |                        |                        |                        |                   |        |
| With cooking fuel                                    | 16.9   | 6.0                | 5.1                  | 2.0                  | 2.2                  | .9                   | .4                   | .4                     | -                      | -                      | -                      | -                 | 34 980 |
| Electricity  | 3.3    | .8                 | .9                   | .1                   | .6                   | .4                   | .4                   | .2                     | -                      | -                      | -                      | -                 | 33 581 |
| Piped gas  | 13.6   | 5.3                | 4.1                  | 1.8                  | 1.6                  | .5                   | .2                   | -                      | -                      | -                      | -                      | -                 | ...    |
| Bottled gas  | -      | -                  | -                    | -                    | -                    | -                    | -                    | -                      | -                      | -                      | -                      | -                 | ...    |
| Kerosene or other liquid fuel                        | -      | -                  | -                    | -                    | -                    | -                    | -                    | -                      | -                      | -                      | -                      | -                 | ...    |
| Coal or coke   | -      | -                  | -                    | -                    | -                    | -                    | -                    | -                      | -                      | -                      | -                      | -                 | ...    |
| Wood   | -      | -                  | -                    | -                    | -                    | -                    | -                    | -                      | -                      | -                      | -                      | -                 | ...    |
| Other  | -      | -                  | -                    | -                    | -                    | -                    | -                    | -                      | -                      | -                      | -                      | -                 | ...    |
| <b>Persons</b>                                       |        |                    |                      |                      |                      |                      |                      |                        |                        |                        |                        |                   |        |
| 1 person   | 3.0    | .9                 | .5                   | .4                   | 1.1                  | -                    | -                    | -                      | -                      | -                      | -                      | -                 | ...    |
| 2 persons  | 4.0    | 1.8                | 1.0                  | .2                   | .2                   | .4                   | .4                   | -                      | -                      | -                      | -                      | -                 | ...    |
| 3 persons  | 3.6    | 1.4                | .8                   | .2                   | .6                   | .2                   | .2                   | .4                     | -                      | -                      | -                      | -                 | 31 879 |
| 4 persons  | 3.0    | .5                 | 1.3                  | .7                   | .2                   | .3                   | -                    | -                      | -                      | -                      | -                      | -                 | ...    |
| 5 persons  | 1.6    | .8                 | .6                   | .2                   | -                    | -                    | -                    | -                      | -                      | -                      | -                      | -                 | ...    |
| 6 persons  | .7     | .1                 | .5                   | -                    | -                    | -                    | -                    | -                      | -                      | -                      | -                      | -                 | ...    |
| 7 persons or more                                    | 1.0    | .4                 | .3                   | .2                   | -                    | -                    | -                    | -                      | -                      | -                      | -                      | -                 | ...    |
| Median   | 2.9    | 2.7                | 3.7                  | -                    | -                    | -                    | -                    | -                      | -                      | -                      | -                      | -                 | ...    |
| <b>Household Composition by Age of Householder</b>   |        |                    |                      |                      |                      |                      |                      |                        |                        |                        |                        |                   |        |
| 2-or-more person households                          | 13.8   | 5.0                | 4.5                  | 1.5                  | 1.0                  | .9                   | .4                   | .4                     | -                      | -                      | -                      | -                 | 34 118 |
| Married-couple families, no nonrelatives             | 8.4    | 2.5                | 2.8                  | 1.0                  | 1.0                  | .7                   | -                    | .4                     | -                      | -                      | -                      | -                 | 38 093 |
| Under 25 years                                       | -      | -                  | -                    | -                    | -                    | -                    | -                    | -                      | -                      | -                      | -                      | -                 | ...    |
| 25 to 29 years                                       | .3     | -                  | .3                   | -                    | -                    | -                    | -                    | -                      | -                      | -                      | -                      | -                 | ...    |
| 30 to 34 years                                       | .6     | .2                 | .3                   | -                    | -                    | -                    | -                    | -                      | -                      | -                      | -                      | -                 | ...    |
| 35 to 44 years                                       | 1.7    | .1                 | .4                   | -                    | -                    | -                    | -                    | -                      | -                      | -                      | -                      | -                 | ...    |
| 45 to 64 years                                       | 4.8    | 1.8                | 1.4                  | .8                   | .4                   | .3                   | -                    | -                      | -                      | -                      | -                      | -                 | ...    |
| 65 years and over                                    | 1.1    | .7                 | .4                   | .2                   | .6                   | .4                   | .4                   | .4                     | -                      | -                      | -                      | -                 | 34 283 |
| Other male householder                               | 1.3    | .5                 | .7                   | -                    | -                    | -                    | -                    | -                      | -                      | -                      | -                      | -                 | ...    |
| Under 45 years                                       | .6     | .2                 | .3                   | .2                   | -                    | -                    | .2                   | .2                     | -                      | -                      | -                      | -                 | ...    |
| 45 to 64 years                                       | .5     | .2                 | .3                   | .2                   | -                    | -                    | .2                   | .2                     | -                      | -                      | -                      | -                 | ...    |
| 65 years and over                                    | .1     | .1                 | -                    | -                    | -                    | -                    | -                    | -                      | -                      | -                      | -                      | -                 | ...    |
| Other female householder                             | 4.1    | 2.0                | 1.4                  | .3                   | -                    | .2                   | .2                   | .2                     | -                      | -                      | -                      | -                 | 30 494 |
| Under 45 years                                       | 1.0    | .6                 | .2                   | .1                   | -                    | -                    | -                    | -                      | -                      | -                      | -                      | -                 | ...    |
| 45 to 64 years                                       | 2.6    | 1.0                | 1.2                  | .2                   | -                    | .2                   | -                    | -                      | -                      | -                      | -                      | -                 | ...    |
| 65 years and over                                    | .5     | .3                 | .3                   | -                    | -                    | -                    | .2                   | .2                     | -                      | -                      | -                      | -                 | ...    |
| 1-person households                                  | 3.0    | .9                 | .5                   | .4                   | 1.1                  | -                    | -                    | -                      | -                      | -                      | -                      | -                 | ...    |
| Male householder                                     | 1.5    | .5                 | .1                   | .1                   | .8                   | -                    | -                    | -                      | -                      | -                      | -                      | -                 | ...    |
| Under 45 years                                       | .2     | -                  | -                    | -                    | .2                   | -                    | -                    | -                      | -                      | -                      | -                      | -                 | ...    |
| 45 to 64 years                                       | 1.2    | .5                 | .1                   | .1                   | .5                   | -                    | -                    | -                      | -                      | -                      | -                      | -                 | ...    |
| 65 years and over                                    | .1     | .1                 | .1                   | -                    | .5                   | -                    | -                    | -                      | -                      | -                      | -                      | -                 | ...    |
| Female householder                                   | 1.5    | .4                 | .4                   | .3                   | .4                   | -                    | -                    | -                      | -                      | -                      | -                      | -                 | ...    |
| Under 45 years                                       | .5     | .4                 | .4                   | .3                   | .4                   | -                    | -                    | -                      | -                      | -                      | -                      | -                 | ...    |
| 45 to 64 years                                       | .8     | .4                 | .1                   | .1                   | .2                   | -                    | -                    | -                      | -                      | -                      | -                      | -                 | ...    |
| 65 years and over                                    | .2     | -                  | -                    | .2                   | .2                   | -                    | -                    | -                      | -                      | -                      | -                      | -                 | ...    |
| <b>Own Never Married Children Under 18 Years Old</b> |        |                    |                      |                      |                      |                      |                      |                        |                        |                        |                        |                   |        |
| No own children under 18 years                       | 11.3   | 4.8                | 3.3                  | .8                   | 1.5                  | .2                   | .4                   | .2                     | -                      | -                      | -                      | -                 | 32 573 |
| With own children under 18 years                     | 5.6    | 1.2                | 1.7                  | 1.1                  | .6                   | .7                   | .4                   | .2                     | -                      | -                      | -                      | -                 | 39 384 |
| Under 6 years only                                   | .3     | -                  | .1                   | -                    | -                    | .2                   | -                    | -                      | -                      | -                      | -                      | -                 | ...    |
| 1  | .2     | -                  | -                    | -                    | -                    | .2                   | -                    | -                      | -                      | -                      | -                      | -                 | ...    |
| 2  | -      | -                  | -                    | -                    | -                    | -                    | -                    | -                      | -                      | -                      | -                      | -                 | ...    |
| 3 or more  | .1     | -                  | .1                   | -                    | -                    | -                    | -                    | -                      | -                      | -                      | -                      | -                 | ...    |
| 6 to 17 years only                                   | 3.8    | .9                 | 1.2                  | .6                   | .4                   | .5                   | .5                   | .2                     | -                      | -                      | -                      | -                 | 38 859 |
| 1  | 3.1    | .7                 | 1.0                  | .2                   | .4                   | .5                   | .5                   | .2                     | -                      | -                      | -                      | -                 | ...    |
| 2  | .7     | .1                 | .2                   | .4                   | .4                   | .5                   | .5                   | .2                     | -                      | -                      | -                      | -                 | ...    |
| 3 or more  | .5     | .1                 | .2                   | .4                   | .4                   | .5                   | .5                   | .2                     | -                      | -                      | -                      | -                 | ...    |
| Both age groups                                      | 1.5    | .3                 | .2                   | .5                   | .2                   | -                    | -                    | -                      | -                      | -                      | -                      | -                 | ...    |
| 2  | 1.1    | .3                 | .2                   | .4                   | .2                   | -                    | -                    | -                      | -                      | -                      | -                      | -                 | ...    |
| 3 or more  | .3     | -                  | .2                   | .1                   | .2                   | -                    | -                    | -                      | -                      | -                      | -                      | -                 | ...    |
| <b>Income of Families and Primary Individuals</b>    |        |                    |                      |                      |                      |                      |                      |                        |                        |                        |                        |                   |        |
| Less than \$5,000                                    | 1.1    | .7                 | .1                   | .3                   | .2                   | -                    | -                    | -                      | -                      | -                      | -                      | -                 | ...    |
| \$5,000 to \$9,999                                   | 2.2    | .4                 | 1.1                  | .3                   | .2                   | -                    | -                    | -                      | -                      | -                      | -                      | -                 | ...    |
| \$10,000 to \$14,999                                 | 1.9    | .9                 | .7                   | .1                   | .2                   | .2                   | .2                   | .2                     | -                      | -                      | -                      | -                 | ...    |
| \$15,000 to \$19,999                                 | 1.8    | .7                 | .3                   | .2                   | .4                   | .4                   | .4                   | .4                     | -                      | -                      | -                      | -                 | ...    |
| \$20,000 to \$24,999                                 | 1.8    | .8                 | .6                   | .1                   | .2                   | .2                   | .2                   | .2                     | -                      | -                      | -                      | -                 | ...    |
| \$25,000 to \$29,999                                 | 1.8    | .8                 | .6                   | .4                   | .4                   | .4                   | .4                   | .4                     | -                      | -                      | -                      | -                 | ...    |
| \$30,000 to \$34,999                                 | 1.0    | .3                 | .3                   | .2                   | .2                   | .2                   | .2                   | .2                     | -                      | -                      | -                      | -                 | ...    |
| \$35,000 to \$39,999                                 | 1.5    | .1                 | .2                   | .2                   | .3                   | .4                   | .2                   | .2                     | -                      | -                      | -                      | -                 | ...    |
| \$40,000 to \$49,999                                 | 1.7    | .1                 | .2                   | .6                   | .2                   | .2                   | .2                   | .2                     | -                      | -                      | -                      | -                 | ...    |
| \$50,000 to \$59,999                                 | .3     | .1                 | .1                   | .1                   | .1                   | .1                   | .1                   | .1                     | -                      | -                      | -                      | -                 | ...    |
| \$60,000 to \$79,999                                 | 1.2    | .2                 | .1                   | .2                   | .2                   | .2                   | .2                   | .2                     | -                      | -                      | -                      | -                 | ...    |
| \$80,000 to \$99,999                                 | .7     | .1                 | .1                   | .1                   | .1                   | .1                   | .1                   | .1                     | -                      | -                      | -                      | -                 | ...    |
| \$100,000 to \$119,999                               | .2     | -                  | -                    | -                    | -                    | -                    | -                    | .2                     | -                      | -                      | -                      | -                 | ...    |
| \$120,000 or more                                    | .2     | -                  | .2                   | -                    | -                    | -                    | -                    | -                      | -                      | -                      | -                      | -                 | ...    |
| Median   | 24 217 | 21 542             | 21 532               | -                    | -                    | -                    | -                    | -                      | -                      | -                      | -                      | -                 | ...    |
| <b>Monthly Housing Costs</b>                         |        |                    |                      |                      |                      |                      |                      |                        |                        |                        |                        |                   |        |
| Less than \$100                                      | -      | -                  | -                    | -                    | -                    | -                    | -                    | -                      | -                      | -                      | -                      | -                 | ...    |
| \$100 to \$199                                       | .3     | .3                 | -                    | -                    | -                    | -                    | -                    | -                      | -                      | -                      | -                      | -                 | ...    |
| \$200 to \$249                                       | 1.0    | .8                 | .2                   | -                    | -                    | -                    | -                    | -                      | -                      | -                      | -                      | -                 | ...    |
| \$250 to \$299                                       | 1.0    | .5                 | .1                   | -                    | .4                   | -                    | -                    | -                      | -                      | -                      | -                      | -                 | ...    |
| \$300 to \$349                                       | 1.1    | .8                 | .3                   | -                    | -                    | -                    | -                    | -                      | -                      | -                      | -                      | -                 | ...    |
| \$350 to \$399                                       | .9     | .3                 | .6                   | -                    | -                    | -                    | -                    | -                      | -                      | -                      | -                      | -                 | ...    |
| \$400 to \$449                                       | 1.7    | .6                 | .5                   | .4                   | .2                   | -                    | -                    | -                      | -                      | -                      | -                      | -                 | ...    |
| \$450 to \$499                                       | 1.6    | -                  | 1.0                  | .4                   | .8                   | -                    | -                    | -                      | -                      | -                      | -                      | -                 | ...    |
| \$500 to \$599                                       | 1.9    | .7                 | .6                   | .4                   | .2                   | .1                   | .1                   | .1                     | -                      | -                      | -                      | -                 | ...    |
| \$600 to \$699                                       | 2.4    | .7                 | .6                   | .4                   | .1                   | .1                   | .1                   | .1                     | -                      | -                      | -                      | -                 | ...    |
| \$700 to \$799                                       | 2.7    | 1.0                | .6                   | .4                   | .2                   | .4                   | .2                   | .2                     | -                      | -                      | -                      | -                 | ...    |
| \$800 to \$999                                       | 1.4    | .2                 | .4                   | .2                   | .2                   | .4                   | .2                   | .2                     | -                      | -                      | -                      | -                 | ...    |
| \$1,000 to \$1,249                                   | .4     | -                  | -                    | -                    | .2                   | .4                   | .2                   | .2                     | -                      | -                      | -                      | -                 | ...    |
| \$1,250 to \$1,499                                   | .2     | -                  | -                    | -                    | .2                   | .2                   | .2                   | .2                     | -                      | -                      | -                      | -                 | ...    |
| \$1,500 or more                                      | -      | -                  | -                    | -                    | -                    | -                    | -                    | -                      | -                      | -                      | -                      | -                 | ...    |
| No cash rent   | -      | -                  | -                    | -                    | -                    | -                    | -                    | -                      | -                      | -                      | -                      | -                 | ...    |
| Mortgage payment not reported                        | .3     | .1                 | .2                   | -                    | -                    | -                    | -                    | -                      | -                      | -                      | -                      | -                 | ...    |
| Median (excludes no cash rent)                       | 536    | 419                | 484                  | -                    | -                    | -                    | -                    | -                      | -                      | -                      | -                      | -                 | ...    |

**Table 5-22. Value by Selected Characteristics - Owner Occupied Units with Black Householder—Con.**

[Numbers in thousands. For meaning of symbols, see text.]

| Characteristics  | Total  | Less than \$30,000 | \$30,000 to \$39,999 | \$40,000 to \$49,999 | \$50,000 to \$59,999 | \$60,000 to \$79,999 | \$80,000 to \$99,999 | \$100,000 to \$149,999 | \$150,000 to \$199,999 | \$200,000 to \$249,999 | \$250,000 to \$299,999 | \$300,000 or more | Median |
|--|--------|--------------------|----------------------|----------------------|----------------------|----------------------|----------------------|------------------------|------------------------|------------------------|------------------------|-------------------|--------|
| <b>Median Monthly Housing Costs For Owners</b>                             |        |                    |                      |                      |                      |                      |                      |                        |                        |                        |                        |                   |        |
| Monthly costs including all mortgages plus maintenance costs               | 559    | 489                | 486                  | --                   | --                   | --                   | --                   | --                     | --                     | --                     | --                     | --                | --     |
| Monthly costs excluding 2nd and subsequent mortgages and maintenance costs | 523    | 419                | 481                  | --                   | --                   | --                   | --                   | --                     | --                     | --                     | --                     | --                | --     |
| <b>Monthly Housing Costs as Percent of Income</b>                          |        |                    |                      |                      |                      |                      |                      |                        |                        |                        |                        |                   |        |
| Less than 5 percent  | --     | --                 | --                   | --                   | --                   | --                   | --                   | --                     | --                     | --                     | --                     | --                | --     |
| 5 to 9 percent   | 1.3    | .9                 | .1                   | .2                   | --                   | .1                   | --                   | --                     | --                     | --                     | --                     | --                | --     |
| 10 to 14 percent   | 1.3    | .1                 | .5                   | .2                   | .2                   | .1                   | --                   | .2                     | --                     | --                     | --                     | --                | --     |
| 15 to 19 percent   | 2.4    | .5                 | .5                   | .6                   | .2                   | .2                   | .4                   | .2                     | --                     | --                     | --                     | --                | --     |
| 20 to 24 percent   | 2.4    | 1.6                | .4                   | --                   | .4                   | --                   | --                   | --                     | --                     | --                     | --                     | --                | --     |
| 25 to 29 percent   | 1.9    | .6                 | .6                   | .4                   | --                   | .2                   | --                   | --                     | --                     | --                     | --                     | --                | --     |
| 30 to 34 percent   | 1.7    | .3                 | .7                   | .1                   | .6                   | --                   | --                   | --                     | --                     | --                     | --                     | --                | --     |
| 35 to 39 percent   | .8     | .2                 | --                   | --                   | .4                   | .2                   | --                   | --                     | --                     | --                     | --                     | --                | --     |
| 40 to 49 percent   | .7     | --                 | .5                   | --                   | .2                   | --                   | --                   | --                     | --                     | --                     | --                     | --                | --     |
| 50 to 59 percent   | .6     | .4                 | .2                   | --                   | --                   | --                   | --                   | --                     | --                     | --                     | --                     | --                | --     |
| 60 to 69 percent   | .9     | .2                 | .5                   | .1                   | --                   | --                   | --                   | --                     | --                     | --                     | --                     | --                | --     |
| 70 to 99 percent   | 1.7    | .3                 | .6                   | .3                   | .4                   | --                   | --                   | --                     | --                     | --                     | --                     | --                | --     |
| 100 or more percent <sup>1</sup>   | .5     | .4                 | .1                   | --                   | --                   | --                   | --                   | --                     | --                     | --                     | --                     | --                | --     |
| Zero or negative income  | .2     | .2                 | --                   | --                   | --                   | --                   | --                   | --                     | --                     | --                     | --                     | --                | --     |
| No cash rent   | --     | --                 | --                   | --                   | --                   | --                   | --                   | --                     | --                     | --                     | --                     | --                | --     |
| Mortgage payment not reported  | .3     | .1                 | .2                   | --                   | --                   | --                   | --                   | --                     | --                     | --                     | --                     | --                | --     |
| Median (excludes 3 previous lines)   | 27     | 24                 | 32                   | --                   | --                   | --                   | --                   | --                     | --                     | --                     | --                     | --                | --     |
| <b>Monthly Payment for Principal and Interest</b>                          |        |                    |                      |                      |                      |                      |                      |                        |                        |                        |                        |                   |        |
| Less than \$100  | 1.1    | .4                 | .5                   | --                   | .2                   | --                   | --                   | --                     | --                     | --                     | --                     | --                | --     |
| \$100 to \$199   | 3.3    | .7                 | 1.8                  | .4                   | .4                   | --                   | --                   | --                     | --                     | --                     | --                     | --                | --     |
| \$200 to \$249   | 1.4    | .6                 | .2                   | --                   | .4                   | --                   | --                   | --                     | --                     | --                     | --                     | --                | --     |
| \$250 to \$299   | 1.0    | --                 | .5                   | .3                   | .2                   | --                   | --                   | --                     | --                     | --                     | --                     | --                | --     |
| \$300 to \$349   | 1.8    | 1.1                | .3                   | --                   | --                   | .2                   | --                   | .2                     | --                     | --                     | --                     | --                | --     |
| \$350 to \$399   | 1.4    | --                 | .4                   | .7                   | .3                   | --                   | --                   | --                     | --                     | --                     | --                     | --                | --     |
| \$400 to \$449   | .9     | .4                 | --                   | .2                   | .3                   | --                   | --                   | --                     | --                     | --                     | --                     | --                | --     |
| \$450 to \$499   | .5     | .1                 | .2                   | .1                   | --                   | --                   | --                   | --                     | --                     | --                     | --                     | --                | --     |
| \$500 to \$599   | 1.5    | .4                 | .3                   | --                   | .2                   | .4                   | --                   | .2                     | --                     | --                     | --                     | --                | --     |
| \$600 to \$699   | --     | --                 | --                   | --                   | --                   | --                   | --                   | --                     | --                     | --                     | --                     | --                | --     |
| \$700 to \$799   | .4     | --                 | --                   | --                   | .2                   | --                   | --                   | .2                     | --                     | --                     | --                     | --                | --     |
| \$800 to \$999   | .2     | --                 | --                   | --                   | --                   | --                   | --                   | .2                     | --                     | --                     | --                     | --                | --     |
| \$1,000 to \$1,249   | --     | --                 | --                   | --                   | --                   | --                   | --                   | --                     | --                     | --                     | --                     | --                | --     |
| \$1,250 to \$1,499   | --     | --                 | --                   | --                   | --                   | --                   | --                   | --                     | --                     | --                     | --                     | --                | --     |
| \$1,500 or more  | --     | --                 | --                   | --                   | --                   | --                   | --                   | --                     | --                     | --                     | --                     | --                | --     |
| Not reported   | .3     | .1                 | .2                   | --                   | --                   | --                   | --                   | --                     | --                     | --                     | --                     | --                | --     |
| Median   | 298    | 306                | 168                  | --                   | --                   | --                   | --                   | --                     | --                     | --                     | --                     | --                | --     |
| <b>Average Monthly Cost Paid for Real Estate Taxes</b>                     |        |                    |                      |                      |                      |                      |                      |                        |                        |                        |                        |                   |        |
| Less than \$25   | .3     | .1                 | --                   | --                   | --                   | --                   | --                   | --                     | --                     | --                     | --                     | --                | --     |
| \$25 to \$49   | 1.2    | 1.0                | .1                   | --                   | .1                   | --                   | --                   | --                     | --                     | --                     | --                     | --                | --     |
| \$50 to \$74   | 3.6    | 2.1                | 1.3                  | .3                   | --                   | --                   | --                   | --                     | --                     | --                     | --                     | --                | --     |
| \$75 to \$99   | 2.7    | .9                 | 1.5                  | .3                   | --                   | --                   | --                   | --                     | --                     | --                     | --                     | --                | --     |
| \$100 to \$149   | 5.0    | 1.0                | 1.2                  | 1.3                  | 1.2                  | .6                   | .6                   | .2                     | .2                     | --                     | --                     | --                | 42 554 |
| \$150 to \$199   | 3.1    | .9                 | .4                   | .2                   | --                   | --                   | --                   | --                     | --                     | --                     | --                     | --                | --     |
| \$200 or more  | 1.0    | --                 | .4                   | --                   | .2                   | --                   | --                   | --                     | --                     | --                     | --                     | --                | --     |
| Median   | 107    | 72                 | 92                   | --                   | --                   | --                   | --                   | --                     | --                     | --                     | --                     | --                | --     |
| <b>Purchase Price</b>  |        |                    |                      |                      |                      |                      |                      |                        |                        |                        |                        |                   |        |
| Home purchased or built  | 16.3   | 5.8                | 4.9                  | 2.0                  | 2.0                  | .9                   | .4                   | .4                     | --                     | --                     | --                     | --                | 34 802 |
| Less than \$10,000   | 2.4    | 1.7                | .8                   | --                   | --                   | --                   | --                   | --                     | --                     | --                     | --                     | --                | 32 480 |
| \$10,000 to \$19,999   | 5.1    | 1.9                | 2.7                  | .4                   | .1                   | --                   | --                   | --                     | --                     | --                     | --                     | --                | --     |
| \$20,000 to \$29,999   | 2.4    | .9                 | .7                   | .2                   | .6                   | --                   | --                   | --                     | --                     | --                     | --                     | --                | --     |
| \$30,000 to \$39,999   | 1.8    | .3                 | .2                   | --                   | .6                   | --                   | --                   | --                     | --                     | --                     | --                     | --                | --     |
| \$40,000 to \$49,999   | 2.1    | .3                 | .8                   | --                   | .2                   | .7                   | --                   | .2                     | --                     | --                     | --                     | --                | --     |
| \$50,000 to \$59,999   | .8     | .3                 | .3                   | --                   | --                   | --                   | --                   | --                     | --                     | --                     | --                     | --                | --     |
| \$60,000 to \$69,999   | .2     | --                 | --                   | --                   | --                   | .2                   | --                   | --                     | --                     | --                     | --                     | --                | --     |
| \$70,000 to \$79,999   | .2     | --                 | --                   | --                   | --                   | --                   | --                   | --                     | --                     | --                     | --                     | --                | --     |
| \$80,000 to \$99,999   | .4     | --                 | --                   | --                   | --                   | --                   | --                   | .2                     | --                     | --                     | --                     | --                | --     |
| \$100,000 to \$119,999   | --     | --                 | --                   | --                   | --                   | --                   | --                   | --                     | --                     | --                     | --                     | --                | --     |
| \$120,000 to \$149,999   | --     | --                 | --                   | --                   | --                   | --                   | --                   | --                     | --                     | --                     | --                     | --                | --     |
| \$150,000 to \$199,999   | --     | --                 | --                   | --                   | --                   | --                   | --                   | --                     | --                     | --                     | --                     | --                | --     |
| \$200,000 to \$249,999   | --     | --                 | --                   | --                   | --                   | --                   | --                   | --                     | --                     | --                     | --                     | --                | --     |
| \$250,000 to \$299,999   | --     | --                 | --                   | --                   | --                   | --                   | --                   | --                     | --                     | --                     | --                     | --                | --     |
| \$300,000 or more  | --     | --                 | --                   | --                   | --                   | --                   | --                   | --                     | --                     | --                     | --                     | --                | --     |
| Not reported   | .8     | .4                 | .2                   | --                   | .2                   | --                   | --                   | --                     | --                     | --                     | --                     | --                | --     |
| Median   | 20 832 | 15 399             | 15 841               | --                   | --                   | --                   | --                   | --                     | --                     | --                     | --                     | --                | --     |
| Received as inheritance or gift  | --     | --                 | --                   | --                   | --                   | --                   | --                   | --                     | --                     | --                     | --                     | --                | --     |
| Not reported   | .5     | .1                 | .2                   | --                   | --                   | --                   | --                   | --                     | --                     | --                     | --                     | --                | --     |

<sup>1</sup>For mobile home, oldest category is 1939 or earlier.

<sup>2</sup>May reflect a temporary situation, living off savings, or response error.

**Table 6-1. Introductory Characteristics - Occupied Units with Hispanic Householder**

[Numbers in thousands. ... means not applicable or sample too small. - means zero or rounds to zero.]

| Characteristics                                | Total occupied units | Tenure |        | Housing unit characteristics |              |                   |          | Household characteristics |                    |                     | Selected subareas <sup>1</sup> |          |            |
|--|----------------------|--------|--------|------------------------------|--------------|-------------------|----------|---------------------------|--------------------|---------------------|--------------------------------|----------|------------|
|  |                      | Owner  | Renter | New construction 4 yrs       | Mobile homes | Physical problems |          | Elderly (65+)             | Moved in past year | Below poverty level | Area one                       | Area two | Area three |
|  |                      |        |        |                              |              | Severe            | Moderate |                           |                    |                     |                                |          |            |
| <b>Total</b> .....                             | 13.6                 | 5.3    | 8.4    | -                            | -            | .5                | .4       | .6                        | 4.0                | 3.3                 | 8.9                            | 2.1      | 2.3        |
| <b>Tenure</b>                                  |                      |        |        |                              |              |                   |          |                           |                    |                     |                                |          |            |
| Owner occupied.....                            | 5.3                  | 5.3    | ...    | -                            | -            | -                 | -        | .3                        | .1                 | -                   | 2.8                            | 1.1      | 1.3        |
| Percent of all occupied.....                   | 38.6                 | 100.0  | ...    | -                            | -            | -                 | -        | 55.3                      | 3.3                | -                   | 31.6                           | 51.4     | 57.9       |
| Renter occupied.....                           | 8.4                  | ...    | 8.4    | -                            | -            | .5                | .4       | .3                        | 3.8                | 3.3                 | 6.1                            | 1.0      | 1.0        |
| <b>Race and Origin</b>                         |                      |        |        |                              |              |                   |          |                           |                    |                     |                                |          |            |
| White.....                                     | 12.4                 | 5.1    | 7.4    | -                            | -            | .5                | .3       | .4                        | 3.6                | 2.9                 | 7.7                            | 2.1      | 2.3        |
| Non-Hispanic.....                              | ...                  | ...    | ...    | -                            | -            | -                 | -        | -                         | -                  | -                   | -                              | -        | -          |
| Hispanic.....                                  | 12.4                 | 5.1    | 7.4    | -                            | -            | .5                | .3       | .4                        | 3.6                | 2.9                 | 7.7                            | 2.1      | 2.3        |
| Black.....                                     | .5                   | ...    | .5     | -                            | -            | -                 | -        | -                         | .2                 | -                   | .5                             | -        | -          |
| Other.....                                     | .7                   | .2     | .5     | -                            | -            | -                 | -        | .1                        | .2                 | -                   | .7                             | -        | -          |
| Total Hispanic.....                            | 13.6                 | 5.3    | 8.4    | -                            | -            | .5                | .4       | .6                        | 4.0                | 3.3                 | 8.9                            | 2.1      | 2.3        |
| <b>Units in Structure</b>                      |                      |        |        |                              |              |                   |          |                           |                    |                     |                                |          |            |
| 1, detached.....                               | 4.9                  | 3.9    | .9     | -                            | -            | -                 | -        | .3                        | .9                 | .3                  | 2.4                            | 1.0      | 1.3        |
| 1, attached.....                               | .8                   | .5     | .3     | -                            | -            | -                 | -        | -                         | -                  | -                   | .7                             | .1       | -          |
| 2 to 4.....                                    | 6.0                  | .8     | 5.2    | -                            | -            | .3                | .4       | .1                        | 2.8                | 2.0                 | 4.4                            | .7       | .8         |
| 5 to 9.....                                    | .8                   | -      | .8     | -                            | -            | -                 | -        | -                         | -                  | -                   | .6                             | .2       | -          |
| 10 to 19.....                                  | .2                   | -      | .2     | -                            | -            | -                 | -        | .1                        | .7                 | -                   | .6                             | .2       | .2         |
| 20 to 49.....                                  | .7                   | -      | .7     | -                            | -            | .3                | -        | -                         | -                  | -                   | .6                             | .1       | -          |
| 50 or more.....                                | .3                   | -      | .3     | -                            | -            | -                 | -        | -                         | .4                 | -                   | .3                             | -        | -          |
| Mobile home or trailer.....                    | -                    | -      | -      | -                            | -            | -                 | -        | -                         | -                  | -                   | -                              | -        | -          |
| <b>Cooperatives and Condominiums</b>           |                      |        |        |                              |              |                   |          |                           |                    |                     |                                |          |            |
| Cooperatives.....                              | -                    | -      | -      | -                            | -            | -                 | -        | -                         | -                  | -                   | -                              | -        | -          |
| Condominiums.....                              | .1                   | .1     | -      | -                            | -            | -                 | -        | -                         | -                  | -                   | -                              | .1       | -          |
| <b>Year Structure Built<sup>2</sup></b>        |                      |        |        |                              |              |                   |          |                           |                    |                     |                                |          |            |
| 1990 to 1994.....                              | -                    | -      | -      | -                            | -            | -                 | -        | -                         | -                  | -                   | -                              | -        | -          |
| 1985 to 1989.....                              | -                    | -      | -      | -                            | -            | -                 | -        | -                         | -                  | -                   | -                              | -        | -          |
| 1980 to 1984.....                              | .5                   | .2     | .3     | -                            | -            | -                 | -        | -                         | -                  | -                   | .2                             | -        | .3         |
| 1975 to 1979.....                              | .9                   | .7     | .2     | -                            | -            | -                 | -        | -                         | .2                 | .2                  | .2                             | .4       | .5         |
| 1970 to 1974.....                              | .4                   | -      | .4     | -                            | -            | -                 | -        | -                         | .1                 | .2                  | .1                             | .1       | .1         |
| 1960 to 1969.....                              | .8                   | .2     | .6     | -                            | -            | -                 | -        | -                         | .1                 | .4                  | .4                             | .9       | .5         |
| 1950 to 1959.....                              | 1.9                  | .8     | 1.1    | -                            | -            | -                 | .1       | -                         | .4                 | .2                  | .4                             | .4       | .4         |
| 1940 to 1949.....                              | .8                   | .4     | .4     | -                            | -            | -                 | -        | .1                        | .4                 | .4                  | .8                             | .6       | .3         |
| 1930 to 1939.....                              | 1.7                  | .4     | 1.3    | -                            | -            | .1                | .2       | -                         | .7                 | .5                  | 1.7                            | -        | -          |
| 1920 to 1929.....                              | 1.7                  | .7     | 1.0    | -                            | -            | -                 | -        | -                         | .5                 | .5                  | 4.4                            | -        | -          |
| 1919 or earlier.....                           | 4.9                  | 1.9    | 3.0    | -                            | -            | .4                | .1       | .3                        | 1.9                | 1.4                 | 4.4                            | -        | .4         |
| Median.....                                    | 1931                 | 1930   | 1931   | -                            | -            | -                 | -        | -                         | 1922               | -                   | 1920                           | -        | -          |
| <b>Statistical Areas</b>                       |                      |        |        |                              |              |                   |          |                           |                    |                     |                                |          |            |
| Current units, in 1970 boundaries of SMSA..... | 13.6                 | 5.3    | 8.4    | -                            | -            | .5                | .4       | .6                        | 4.0                | 3.3                 | 8.9                            | 2.1      | 2.3        |
| 1970 central city(s).....                      | 8.9                  | 2.8    | 6.1    | -                            | -            | .5                | .4       | .4                        | 3.0                | 3.1                 | 8.9                            | -        | -          |
| 1970 balance of SMSA.....                      | 4.7                  | 2.4    | 2.3    | -                            | -            | -                 | -        | .2                        | .9                 | .3                  | -                              | 2.1      | 2.3        |
| Current units, in 1983 boundaries of MSA.....  | 13.6                 | 5.3    | 8.4    | -                            | -            | .5                | .4       | .6                        | 4.0                | 3.3                 | 8.9                            | 2.1      | 2.3        |
| 1983 central city(s).....                      | 8.9                  | 2.8    | 6.1    | -                            | -            | .5                | .4       | .4                        | 3.0                | 3.1                 | 8.9                            | -        | -          |
| 1983 balance of MSA.....                       | 4.7                  | 2.4    | 2.3    | -                            | -            | -                 | -        | .2                        | .9                 | .3                  | -                              | 2.1      | 2.3        |

<sup>1</sup>See back cover for details.

<sup>2</sup>For mobile home, oldest category is 1939 or earlier.

**Table 6-2. Height and Condition of Building - Occupied Units with Hispanic Householder**

[Numbers in thousands. ... means not applicable or sample too small. - means zero or rounds to zero.]

| Characteristics  | Total occupied units | Tenure |        | Housing unit characteristics |              |                   |          | Household characteristics |                    |                     | Selected subareas <sup>1</sup> |          |            |
|--|----------------------|--------|--------|------------------------------|--------------|-------------------|----------|---------------------------|--------------------|---------------------|--------------------------------|----------|------------|
|  |                      | Owner  | Renter | New construction 4 yrs       | Mobile homes | Physical problems |          | Elderly (65+)             | Moved in past year | Below poverty level | Area one                       | Area two | Area three |
|  |                      |        |        |                              |              | Severe            | Moderate |                           |                    |                     |                                |          |            |
| <b>Total</b> .....                                       | 13.6                 | 5.3    | 8.4    | -                            | -            | .5                | .4       | .6                        | 4.0                | 3.3                 | 8.9                            | 2.1      | 2.3        |
| <b>Stories in Structure</b>                              |                      |        |        |                              |              |                   |          |                           |                    |                     |                                |          |            |
| 1.....   | -                    | -      | -      | -                            | -            | -                 | -        | -                         | -                  | -                   | -                              | -        | -          |
| 2.....   | 1.8                  | 1.8    | .2     | -                            | -            | -                 | -        | .2                        | .2                 | -                   | .6                             | .4       | .8         |
| 3.....   | 8.2                  | 3.5    | 4.7    | -                            | -            | -                 | -        | .3                        | 1.8                | 1.7                 | 4.9                            | 1.5      | 1.5        |
| 4 to 6.....  | 3.5                  | .1     | 3.4    | -                            | -            | .5                | .2       | .1                        | 1.9                | 1.6                 | 3.3                            | .2       | -          |
| 7 or more.....   | .1                   | -      | .1     | -                            | -            | -                 | -        | -                         | -                  | -                   | .1                             | -        | -          |
| <b>Stories Between Main and Apartment Entrances</b>      |                      |        |        |                              |              |                   |          |                           |                    |                     |                                |          |            |
| Multiunits, 2 or more floors.....                        | 8.0                  | .8     | 7.2    | -                            | -            | .5                | .4       | .3                        | 3.7                | 2.9                 | 5.9                            | 1.0      | 1.0        |
| None (on same floor).....                                | 3.6                  | .4     | 3.2    | -                            | -            | .4                | .3       | .1                        | 1.4                | 1.7                 | 2.6                            | .2       | .7         |
| 1 (up or down).....                                      | 2.8                  | .2     | 2.5    | -                            | -            | -                 | .1       | .1                        | 1.6                | 1.0                 | 2.1                            | .4       | .3         |
| 2 or more (up or down).....                              | 1.4                  | -      | 1.2    | -                            | -            | .1                | -        | -                         | .4                 | .3                  | 1.1                            | .3       | -          |
| Not reported.....  | .2                   | -      | .2     | -                            | -            | -                 | -        | -                         | .2                 | -                   | .1                             | .1       | -          |
| <b>Common Stairways</b>                                  |                      |        |        |                              |              |                   |          |                           |                    |                     |                                |          |            |
| Multiunits, 2 or more floors.....                        | 8.0                  | .8     | 7.2    | -                            | -            | .5                | .4       | .3                        | 3.7                | 2.9                 | 5.9                            | 1.0      | 1.0        |
| No common stairways.....                                 | 3.4                  | .4     | 3.0    | -                            | -            | .5                | .2       | .1                        | 1.3                | 1.4                 | 2.3                            | .6       | .5         |
| With common stairways.....                               | 4.5                  | .4     | 4.0    | -                            | -            | .5                | .3       | .1                        | 2.2                | 1.5                 | 3.4                            | .5       | .5         |
| No loose steps.....                                      | 4.1                  | .2     | 3.9    | -                            | -            | .4                | .3       | .1                        | 2.1                | 1.4                 | 3.1                            | .5       | .5         |
| Railings not loose.....                                  | 3.6                  | .2     | 3.4    | -                            | -            | .3                | .3       | .1                        | 1.6                | 1.2                 | 2.7                            | .4       | .5         |
| Railings loose.....                                      | .4                   | -      | .4     | -                            | -            | .1                | -        | -                         | .4                 | .1                  | .4                             | -        | -          |
| No railings.....   | .1                   | -      | .1     | -                            | -            | -                 | -        | -                         | .1                 | -                   | -                              | .1       | -          |
| Status of railings not reported.....                     | -                    | -      | -      | -                            | -            | -                 | -        | -                         | -                  | -                   | -                              | -        | -          |
| Loose steps.....   | .3                   | .2     | .1     | -                            | -            | .1                | -        | -                         | .1                 | .1                  | .3                             | -        | -          |
| Railings not loose.....                                  | .3                   | .2     | .1     | -                            | -            | .1                | -        | -                         | .1                 | .1                  | .3                             | -        | -          |
| Railings loose.....                                      | -                    | -      | -      | -                            | -            | -                 | -        | -                         | -                  | -                   | -                              | -        | -          |
| No railings.....   | -                    | -      | -      | -                            | -            | -                 | -        | -                         | -                  | -                   | -                              | -        | -          |
| Status of railings not reported.....                     | -                    | -      | -      | -                            | -            | -                 | -        | -                         | -                  | -                   | -                              | -        | -          |
| Status of steps not reported.....                        | -                    | -      | -      | -                            | -            | -                 | -        | -                         | -                  | -                   | -                              | -        | -          |
| Status of stairways not reported.....                    | .1                   | -      | .1     | -                            | -            | -                 | -        | -                         | .1                 | -                   | .1                             | -        | -          |
| <b>Light Fixtures in Public Halls</b>                    |                      |        |        |                              |              |                   |          |                           |                    |                     |                                |          |            |
| 2 or more units in structure.....                        | 8.0                  | .8     | 7.2    | -                            | -            | .5                | .4       | .3                        | 3.7                | 2.9                 | 5.9                            | 1.0      | 1.0        |
| No public halls.....                                     | 3.9                  | .5     | 3.4    | -                            | -            | .3                | .3       | .1                        | 1.8                | 1.4                 | 2.9                            | .4       | .5         |
| No light fixtures in public halls.....                   | -                    | -      | -      | -                            | -            | -                 | -        | -                         | -                  | -                   | -                              | -        | -          |
| All in working order.....                                | 1.8                  | .2     | 1.6    | -                            | -            | -                 | -        | .1                        | .7                 | .5                  | .8                             | .5       | .5         |
| Some in working order.....                               | .1                   | -      | .1     | -                            | -            | -                 | -        | -                         | -                  | -                   | .1                             | -        | -          |
| None in working order.....                               | -                    | -      | -      | -                            | -            | -                 | -        | -                         | -                  | -                   | -                              | -        | -          |
| Unable to determine if working.....                      | 2.1                  | .1     | 2.0    | -                            | -            | .3                | .1       | -                         | 1.1                | 1.0                 | 1.9                            | .1       | -          |
| Not reported.....  | .1                   | -      | .1     | -                            | -            | -                 | -        | -                         | .1                 | -                   | .1                             | -        | -          |
| <b>Elevator on Floor</b>                                 |                      |        |        |                              |              |                   |          |                           |                    |                     |                                |          |            |
| Multiunits, 2 or more floors.....                        | 8.0                  | .8     | 7.2    | -                            | -            | .5                | .4       | .3                        | 3.7                | 2.9                 | 5.9                            | 1.0      | 1.0        |
| With 1 or more elevators working.....                    | .3                   | -      | .3     | -                            | -            | -                 | -        | -                         | -                  | -                   | .3                             | -        | -          |
| With elevator, none in working condition.....            | -                    | -      | -      | -                            | -            | -                 | -        | -                         | -                  | -                   | -                              | -        | -          |
| No elevator.....   | 7.6                  | .8     | 6.8    | -                            | -            | .5                | .4       | .3                        | 3.5                | 2.9                 | 5.5                            | 1.0      | 1.0        |
| Units 3 or more floors from main entrance.....           | -                    | -      | -      | -                            | -            | -                 | -        | -                         | -                  | -                   | -                              | -        | -          |
| <b>Foundation</b>  |                      |        |        |                              |              |                   |          |                           |                    |                     |                                |          |            |
| 1 unit bldg. excl. mobile homes.....                     | 5.6                  | 4.4    | 1.2    | -                            | -            | -                 | -        | .3                        | .3                 | .4                  | 3.1                            | 1.1      | 1.3        |
| With basement under all of building.....                 | 4.9                  | 3.9    | 1.0    | -                            | -            | -                 | -        | .2                        | .1                 | .4                  | 2.7                            | 1.1      | .9         |
| With basement under part of building.....                | .2                   | .2     | -      | -                            | -            | -                 | -        | -                         | -                  | -                   | -                              | -        | .2         |
| With crawl space.....                                    | .2                   | -      | .2     | -                            | -            | -                 | -        | -                         | .2                 | -                   | .2                             | -        | -          |
| On concrete slab.....                                    | .1                   | .1     | -      | -                            | -            | -                 | -        | .1                        | -                  | -                   | .1                             | -        | .2         |
| Other.....   | .2                   | .2     | -      | -                            | -            | -                 | -        | -                         | -                  | -                   | -                              | -        | -          |
| <b>External Building Conditions<sup>2</sup></b>          |                      |        |        |                              |              |                   |          |                           |                    |                     |                                |          |            |
| Sagging roof.....  | -                    | -      | -      | -                            | -            | -                 | -        | -                         | -                  | -                   | -                              | -        | -          |
| Missing roofing material.....                            | .1                   | -      | .1     | -                            | -            | -                 | -        | -                         | .1                 | -                   | .1                             | -        | -          |
| Hole in roof.....  | -                    | -      | -      | -                            | -            | -                 | -        | -                         | -                  | -                   | -                              | -        | -          |
| Could not see roof.....                                  | 1.9                  | -      | 1.9    | -                            | -            | .3                | -        | -                         | 1.2                | 1.1                 | 1.7                            | .1       | -          |
| Missing bricks, siding, other outside wall material..... | .8                   | -      | .8     | -                            | -            | .3                | -        | -                         | .4                 | .7                  | .7                             | .1       | -          |
| Sloping outside walls.....                               | -                    | -      | -      | -                            | -            | -                 | -        | -                         | -                  | -                   | -                              | -        | -          |
| Boarded up windows.....                                  | .6                   | -      | .6     | -                            | -            | -                 | -        | -                         | .3                 | .4                  | .6                             | -        | -          |
| Broken windows.....                                      | .1                   | -      | .1     | -                            | -            | -                 | -        | -                         | -                  | .1                  | .1                             | -        | -          |
| Bars on windows.....                                     | -                    | -      | -      | -                            | -            | -                 | -        | -                         | -                  | -                   | -                              | -        | -          |
| Foundation crumbling or has open crack or hole.....      | .7                   | -      | .7     | -                            | -            | .1                | -        | -                         | .4                 | .8                  | .6                             | .1       | -          |
| Could not see foundation.....                            | -                    | -      | -      | -                            | -            | -                 | -        | -                         | -                  | -                   | -                              | -        | -          |
| None of the above.....                                   | 11.0                 | 4.9    | 6.1    | -                            | -            | .3                | .4       | .6                        | 2.6                | 2.2                 | 6.5                            | 1.9      | 2.3        |
| Could not observe or not reported.....                   | .4                   | .4     | -      | -                            | -            | -                 | -        | -                         | -                  | -                   | .4                             | -        | -          |
| <b>Site Placement</b>                                    |                      |        |        |                              |              |                   |          |                           |                    |                     |                                |          |            |
| Mobile homes.....  | -                    | -      | -      | -                            | -            | -                 | -        | -                         | -                  | -                   | -                              | -        | -          |
| First site.....  | -                    | -      | -      | -                            | -            | -                 | -        | -                         | -                  | -                   | -                              | -        | -          |
| Moved from another site.....                             | -                    | -      | -      | -                            | -            | -                 | -        | -                         | -                  | -                   | -                              | -        | -          |
| Don't know.....  | -                    | -      | -      | -                            | -            | -                 | -        | -                         | -                  | -                   | -                              | -        | -          |
| Not reported.....  | -                    | -      | -      | -                            | -            | -                 | -        | -                         | -                  | -                   | -                              | -        | -          |
| <b>Previous Occupancy</b>                                |                      |        |        |                              |              |                   |          |                           |                    |                     |                                |          |            |
| Unit built 1980 or later.....                            | .5                   | .2     | .3     | -                            | -            | -                 | -        | -                         | -                  | -                   | .2                             | -        | .3         |
| Not previously occupied.....                             | .2                   | -      | .2     | -                            | -            | -                 | -        | -                         | -                  | .2                  | -                              | -        | .2         |
| Not reported.....  | .2                   | -      | .2     | -                            | -            | -                 | -        | -                         | -                  | -                   | .2                             | -        | -          |

<sup>1</sup>See back cover for details.

<sup>2</sup>Figures may not add to total because more than one category may apply to a unit.

**Table 6-3. Size of Unit and Lot - Occupied Units with Hispanic Householder**

[Numbers in thousands. ... means not applicable or sample too small. - means zero or rounds to zero.]

| Characteristics                         | Total occupied units | Tenure |        | Housing unit characteristics |              |                   |          | Household characteristics |                    |                     | Selected subareas <sup>1</sup> |          |            |
|---|----------------------|--------|--------|------------------------------|--------------|-------------------|----------|---------------------------|--------------------|---------------------|--------------------------------|----------|------------|
|   |                      | Owner  | Renter | New construction 4 yrs       | Mobile homes | Physical problems |          | Elderly (65+)             | Moved in past year | Below poverty level | Area one                       | Area two | Area three |
|   |                      |        |        |                              |              | Severe            | Moderate |                           |                    |                     |                                |          |            |
| <b>Total</b> .....                      | 13.8                 | 5.3    | 8.4    | -                            | -            | .5                | .4       | .8                        | 4.0                | 3.3                 | 8.9                            | 2.1      | 2.3        |
| <b>Rooms</b>                            |                      |        |        |                              |              |                   |          |                           |                    |                     |                                |          |            |
| 1 room.....                             | .1                   | -      | .1     | -                            | -            | .1                | -        | -                         | .1                 | .1                  | .1                             | -        | -          |
| 2 rooms.....                            | .4                   | -      | .4     | -                            | -            | -                 | -        | -                         | .2                 | .1                  | .3                             | -        | -          |
| 3 rooms.....                            | 1.4                  | -      | 1.4    | -                            | -            | -                 | -        | -                         | .6                 | .2                  | 5.5                            | .7       | .3         |
| 4 rooms.....                            | 2.4                  | .8     | 1.6    | -                            | -            | -                 | -        | .1                        | .7                 | .4                  | 1.6                            | .4       | .2         |
| 5 rooms.....                            | 4.6                  | 1.1    | 3.5    | -                            | -            | .3                | .4       | .3                        | 1.8                | 1.7                 | 3.4                            | .5       | .7         |
| 6 rooms.....                            | 2.2                  | 1.2    | 1.0    | -                            | -            | .1                | -        | .2                        | .4                 | .6                  | 1.4                            | .4       | .4         |
| 7 rooms.....                            | 1.8                  | 1.3    | .3     | -                            | -            | -                 | -        | -                         | .1                 | .2                  | 1.2                            | -        | .2         |
| 8 rooms.....                            | .5                   | .5     | -      | -                            | -            | -                 | -        | -                         | -                  | -                   | .4                             | -        | .4         |
| 9 rooms.....                            | .2                   | .2     | -      | -                            | -            | -                 | -        | -                         | -                  | -                   | .4                             | -        | .2         |
| 10 rooms or more.....                   | .2                   | .2     | -      | -                            | -            | -                 | -        | -                         | -                  | -                   | -                              | -        | .2         |
| Median.....                             | 6.0                  | 6.2    | 4.7    | -                            | -            | -                 | -        | -                         | 4.7                | -                   | 5.1                            | -        | 2          |
| <b>Bedrooms</b>                         |                      |        |        |                              |              |                   |          |                           |                    |                     |                                |          |            |
| None.....                               | .4                   | -      | .4     | -                            | -            | .1                | -        | -                         | .3                 | .3                  | .4                             | -        | -          |
| 1.....                                  | 2.1                  | .2     | 1.9    | -                            | -            | -                 | -        | -                         | .7                 | .4                  | .8                             | .8       | .6         |
| 2.....                                  | 5.0                  | 1.4    | 3.8    | -                            | -            | .3                | .1       | .4                        | 1.9                | 1.1                 | 3.6                            | .6       | .9         |
| 3.....                                  | 3.9                  | 1.9    | 2.0    | -                            | -            | .1                | .3       | .2                        | .9                 | 1.4                 | 2.7                            | .6       | .6         |
| 4 or more.....                          | 2.2                  | 1.7    | .4     | -                            | -            | -                 | -        | -                         | .1                 | .2                  | 1.5                            | .2       | .4         |
| Median.....                             | 2.4                  | 3.0    | 2.0    | -                            | -            | -                 | -        | -                         | 2.0                | -                   | 2.4                            | -        | -          |
| <b>Complete Bathrooms</b>               |                      |        |        |                              |              |                   |          |                           |                    |                     |                                |          |            |
| None.....                               | .1                   | -      | .1     | -                            | -            | .1                | -        | -                         | .1                 | .1                  | .1                             | -        | -          |
| 1.....                                  | 9.2                  | 2.2    | 7.0    | -                            | -            | .4                | .4       | .3                        | 3.6                | 2.5                 | 6.5                            | 1.5      | 1.1        |
| 1 and one-half.....                     | 2.4                  | 1.4    | 1.0    | -                            | -            | -                 | -        | .2                        | .2                 | .7                  | 1.3                            | .6       | .3         |
| 2 or more.....                          | 1.9                  | 1.8    | .3     | -                            | -            | -                 | -        | .1                        | -                  | -                   | 1.0                            | -        | .9         |
| <b>Square Footage of Unit</b>           |                      |        |        |                              |              |                   |          |                           |                    |                     |                                |          |            |
| Single detached and mobile homes        |                      |        |        |                              |              |                   |          |                           |                    |                     |                                |          |            |
| Less than 500.....                      | 4.8                  | 3.9    | .9     | -                            | -            | -                 | -        | .3                        | .3                 | .3                  | 2.4                            | 1.0      | 1.3        |
| 500 to 749.....                         | -                    | -      | -      | -                            | -            | -                 | -        | -                         | -                  | -                   | -                              | -        | -          |
| 750 to 999.....                         | .2                   | .2     | -      | -                            | -            | -                 | -        | -                         | -                  | -                   | .2                             | -        | -          |
| 1,000 to 1,499.....                     | .4                   | .2     | .2     | -                            | -            | -                 | -        | -                         | -                  | .1                  | .1                             | -        | .2         |
| 1,500 to 1,999.....                     | 1.6                  | 1.1    | .5     | -                            | -            | -                 | -        | .1                        | .1                 | .2                  | 1.0                            | .6       | .2         |
| 2,000 to 2,499.....                     | .7                   | .5     | .2     | -                            | -            | -                 | -        | -                         | .2                 | -                   | .3                             | .2       | .2         |
| 2,500 to 2,999.....                     | .4                   | .4     | -      | -                            | -            | -                 | -        | -                         | -                  | -                   | .4                             | -        | .4         |
| 3,000 to 3,999.....                     | .8                   | .3     | -      | -                            | -            | -                 | -        | .2                        | -                  | -                   | .2                             | .2       | .4         |
| 4,000 or more.....                      | .6                   | .6     | -      | -                            | -            | -                 | -        | -                         | -                  | -                   | .2                             | -        | .6         |
| Not reported (includes don't know)..... | .2                   | .2     | -      | -                            | -            | -                 | -        | -                         | -                  | -                   | .2                             | -        | -          |
| Median.....                             | 2 092                | 2 382  | -      | -                            | -            | -                 | -        | -                         | -                  | -                   | -                              | -        | -          |
| <b>Lot Size</b>                         |                      |        |        |                              |              |                   |          |                           |                    |                     |                                |          |            |
| Less than one-eighth acre.....          | 1.5                  | 1.2    | .3     | -                            | -            | -                 | -        | .1                        | .2                 | .1                  | 1.3                            | .2       | -          |
| One-eighth up to one-quarter acre.....  | 1.6                  | 1.6    | -      | -                            | -            | -                 | -        | .2                        | -                  | -                   | .4                             | .8       | .4         |
| One-quarter up to one-half acre.....    | .2                   | .2     | -      | -                            | -            | -                 | -        | -                         | -                  | -                   | -                              | -        | .2         |
| One-half up to one acre.....            | .2                   | .2     | -      | -                            | -            | -                 | -        | -                         | -                  | -                   | -                              | -        | .2         |
| 1 to 4 acres.....                       | .6                   | .6     | -      | -                            | -            | -                 | -        | -                         | -                  | -                   | -                              | -        | .6         |
| 5 to 9 acres.....                       | -                    | -      | -      | -                            | -            | -                 | -        | -                         | -                  | -                   | -                              | -        | -          |
| 10 acres or more.....                   | -                    | -      | -      | -                            | -            | -                 | -        | -                         | -                  | -                   | -                              | -        | -          |
| Don't know.....                         | 1.3                  | .6     | .7     | -                            | -            | -                 | -        | -                         | .1                 | .3                  | 1.2                            | -        | -          |
| Not reported.....                       | .3                   | .1     | .2     | -                            | -            | -                 | -        | -                         | -                  | -                   | .2                             | .1       | -          |
| Median.....                             | .17                  | .18    | -      | -                            | -            | -                 | -        | -                         | -                  | -                   | -                              | -        | -          |
| <b>Persons Per Room</b>                 |                      |        |        |                              |              |                   |          |                           |                    |                     |                                |          |            |
| 0.50 or less.....                       | 5.0                  | 2.4    | 2.5    | -                            | -            | .1                | -        | .4                        | 1.2                | .5                  | 2.2                            | 1.6      | 1.0        |
| 0.51 to 1.00.....                       | 7.2                  | 2.4    | 4.8    | -                            | -            | .4                | .3       | .1                        | 2.3                | 2.2                 | 5.3                            | .5       | 1.3        |
| 1.01 to 1.50.....                       | 1.5                  | .4     | 1.0    | -                            | -            | -                 | .2       | -                         | .5                 | .7                  | 1.5                            | -        | -          |
| 1.51 or more.....                       | -                    | -      | -      | -                            | -            | -                 | -        | -                         | -                  | -                   | -                              | -        | -          |
| <b>Square Feet Per Person</b>           |                      |        |        |                              |              |                   |          |                           |                    |                     |                                |          |            |
| Single detached and mobile homes        |                      |        |        |                              |              |                   |          |                           |                    |                     |                                |          |            |
| Less than 200.....                      | 4.9                  | 3.9    | .9     | -                            | -            | -                 | -        | .3                        | .3                 | .3                  | 2.4                            | 1.0      | 1.3        |
| 200 to 299.....                         | .3                   | .2     | .1     | -                            | -            | -                 | -        | -                         | -                  | .1                  | .3                             | -        | -          |
| 300 to 399.....                         | .1                   | .1     | -      | -                            | -            | -                 | -        | -                         | -                  | -                   | .1                             | -        | -          |
| 400 to 499.....                         | .6                   | .3     | .3     | -                            | -            | -                 | -        | -                         | -                  | .2                  | .3                             | .2       | .3         |
| 500 to 599.....                         | .4                   | .4     | -      | -                            | -            | -                 | -        | -                         | -                  | -                   | .2                             | .2       | .3         |
| 600 to 699.....                         | .6                   | .4     | .2     | -                            | -            | -                 | -        | -                         | -                  | -                   | .4                             | .2       | .3         |
| 700 to 799.....                         | .2                   | .2     | -      | -                            | -            | -                 | -        | -                         | -                  | -                   | -                              | .2       | .3         |
| 800 to 899.....                         | .6                   | .4     | .2     | -                            | -            | -                 | -        | -                         | .2                 | -                   | .4                             | .2       | .3         |
| 900 to 999.....                         | .5                   | .4     | .1     | -                            | -            | -                 | -        | -                         | .1                 | -                   | .3                             | -        | .2         |
| 1,000 to 1,499.....                     | .3                   | .3     | -      | -                            | -            | -                 | -        | .1                        | -                  | -                   | .3                             | -        | .2         |
| 1,500 to 1,999.....                     | .6                   | .6     | -      | -                            | -            | -                 | -        | -                         | -                  | -                   | .3                             | -        | .2         |
| 2,000 to 2,499.....                     | .4                   | .4     | -      | -                            | -            | -                 | -        | .2                        | -                  | -                   | .2                             | .4       | .2         |
| 2,500 to 2,999.....                     | .4                   | .4     | -      | -                            | -            | -                 | -        | -                         | -                  | -                   | .2                             | .2       | .2         |
| 3,000 to 3,999.....                     | .2                   | .2     | -      | -                            | -            | -                 | -        | -                         | -                  | -                   | .2                             | -        | .2         |
| 4,000 or more.....                      | .2                   | .2     | -      | -                            | -            | -                 | -        | -                         | -                  | -                   | .2                             | -        | .2         |
| Not reported.....                       | .2                   | .2     | -      | -                            | -            | -                 | -        | -                         | -                  | -                   | .2                             | -        | .2         |
| Median.....                             | 708                  | 751    | -      | -                            | -            | -                 | -        | -                         | -                  | -                   | -                              | -        | -          |

<sup>1</sup>See back cover for details.

**Table 6-4. Selected Equipment and Plumbing - Occupied Units with Hispanic Householder**

(Numbers in thousands. ... means not applicable or sample too small. - means zero or rounds to zero.)

| Characteristics   | Total occupied units | Tenure |        | Housing unit characteristics |              |                   |          | Household characteristics |                    |                     | Selected subareas <sup>1</sup> |          |            |
|---|----------------------|--------|--------|------------------------------|--------------|-------------------|----------|---------------------------|--------------------|---------------------|--------------------------------|----------|------------|
|   |                      | Owner  | Renter | New construction 4 yrs       | Mobile homes | Physical problems |          | Elderly (65+)             | Moved in past year | Below poverty level | Area one                       | Area two | Area three |
|   |                      |        |        |                              |              | Severe            | Moderate |                           |                    |                     |                                |          |            |
| <b>Total</b> .....  | 13.6                 | 5.3    | 8.4    | -                            | -            | .5                | .4       | .6                        | 4.0                | 3.3                 | 8.9                            | 2.1      | 2.3        |
| <b>Equipment<sup>2</sup></b>                                    |                      |        |        |                              |              |                   |          |                           |                    |                     |                                |          |            |
| Lacking complete kitchen facilities.....                        | .2                   | -      | .2     | -                            | -            | .1                | .1       | -                         | .2                 | .2                  | .2                             | -        | -          |
| With complete kitchen (sink, refrigerator and burners).....     | 13.4                 | 5.3    | 8.1    | -                            | -            | .4                | .3       | .6                        | 3.7                | 3.1                 | 8.7                            | 2.1      | 2.3        |
| Kitchen sink.....   | 13.5                 | 5.3    | 8.2    | -                            | -            | .4                | .4       | .6                        | 3.8                | 3.2                 | 8.8                            | 2.1      | 2.3        |
| Refrigerator.....   | 13.5                 | 5.3    | 8.2    | -                            | -            | .4                | .4       | .6                        | 3.8                | 3.2                 | 8.8                            | 2.1      | 2.3        |
| Less than 5 years old.....                                      | 4.4                  | 1.9    | 2.6    | -                            | -            | .1                | .1       | -                         | 1.3                | 1.5                 | 3.0                            | .5       | .8         |
| Age not reported.....   | 1.0                  | -      | 1.0    | -                            | -            | .1                | -        | -                         | .7                 | .6                  | .7                             | .1       | .2         |
| Burners and oven.....   | 13.4                 | 5.3    | 8.1    | -                            | -            | .4                | .3       | .6                        | 3.7                | 3.1                 | 8.7                            | 2.1      | 2.3        |
| Less than 5 years old.....                                      | 3.1                  | 1.5    | 1.6    | -                            | -            | .3                | -        | -                         | .7                 | 1.0                 | 2.5                            | .1       | .5         |
| Age not reported.....   | .6                   | -      | .6     | -                            | -            | -                 | -        | -                         | .4                 | .2                  | .3                             | .1       | .2         |
| Burners only.....   | .1                   | -      | .1     | -                            | -            | -                 | .1       | -                         | .1                 | .1                  | .1                             | -        | -          |
| Less than 5 years old.....                                      | -                    | -      | -      | -                            | -            | -                 | -        | -                         | -                  | -                   | -                              | -        | -          |
| Age not reported.....   | -                    | -      | -      | -                            | -            | -                 | -        | -                         | -                  | -                   | -                              | -        | -          |
| Oven only.....  | -                    | -      | -      | -                            | -            | -                 | -        | -                         | -                  | -                   | -                              | -        | -          |
| Less than 5 years old.....                                      | -                    | -      | -      | -                            | -            | -                 | -        | -                         | -                  | -                   | -                              | -        | -          |
| Age not reported.....   | -                    | -      | -      | -                            | -            | -                 | -        | -                         | -                  | -                   | -                              | -        | -          |
| Neither burners nor oven.....                                   | .1                   | -      | .1     | -                            | -            | .1                | -        | -                         | .1                 | .1                  | .1                             | -        | -          |
| Dishwasher.....   | 2.5                  | 2.0    | .4     | -                            | -            | -                 | -        | .2                        | .3                 | -                   | .2                             | 1.0      | 1.3        |
| Less than 5 years old.....                                      | .3                   | .2     | .1     | -                            | -            | -                 | -        | -                         | .1                 | -                   | -                              | -        | .3         |
| Age not reported.....   | .4                   | .2     | .2     | -                            | -            | -                 | -        | -                         | .2                 | -                   | -                              | .2       | .2         |
| Washing machine.....  | 8.7                  | 5.1    | 3.6    | -                            | -            | .1                | .3       | .3                        | 1.7                | 1.5                 | 5.2                            | 1.3      | 2.1        |
| Less than 5 years old.....                                      | 3.8                  | 1.7    | 2.1    | -                            | -            | .1                | .2       | .2                        | .9                 | .9                  | 2.2                            | .2       | 1.3        |
| Age not reported.....   | .2                   | -      | .2     | -                            | -            | -                 | .1       | -                         | .2                 | .1                  | .1                             | .1       | -          |
| Clothes dryer.....  | 8.1                  | 5.1    | 3.0    | -                            | -            | .1                | -        | .3                        | 1.3                | 1.0                 | 4.4                            | 1.3      | 2.2        |
| Less than 5 years old.....                                      | 3.0                  | 1.5    | 1.5    | -                            | -            | .1                | -        | .2                        | .4                 | .6                  | 1.4                            | .2       | 1.3        |
| Age not reported.....   | .1                   | -      | .1     | -                            | -            | -                 | -        | -                         | .1                 | -                   | -                              | .1       | -          |
| Disposal in kitchen sink.....                                   | 3.8                  | 2.0    | 1.8    | -                            | -            | .1                | -        | .2                        | .5                 | .5                  | 1.1                            | 1.2      | 1.4        |
| Less than 5 years old.....                                      | 1.5                  | 1.3    | .3     | -                            | -            | -                 | -        | -                         | .1                 | -                   | .3                             | .2       | 1.0        |
| Age not reported.....   | .4                   | -      | .4     | -                            | -            | -                 | -        | -                         | .1                 | .1                  | .2                             | .1       | -          |
| <b>Air conditioning:</b>  |                      |        |        |                              |              |                   |          |                           |                    |                     |                                |          |            |
| Central.....  | 1.4                  | 1.2    | .2     | -                            | -            | -                 | -        | .2                        | .1                 | -                   | .1                             | .4       | .9         |
| 1 room unit.....  | 4.3                  | 1.2    | 3.0    | -                            | -            | .3                | .2       | .3                        | 1.1                | 1.3                 | 3.2                            | .4       | .6         |
| 2 room units.....   | .7                   | .4     | .3     | -                            | -            | -                 | -        | -                         | .1                 | .1                  | .7                             | -        | -          |
| 3 room units or more.....                                       | .5                   | .4     | .1     | -                            | -            | -                 | -        | -                         | -                  | -                   | .3                             | .2       | -          |
| <b>Main Heating Equipment</b>                                   |                      |        |        |                              |              |                   |          |                           |                    |                     |                                |          |            |
| Warm-air furnace.....   | 9.2                  | 4.5    | 4.7    | -                            | -            | .1                | .2       | .3                        | 2.2                | 1.7                 | 5.6                            | 1.6      | 1.7        |
| Steam or hot water system.....                                  | 3.2                  | .6     | 2.6    | -                            | -            | .4                | -        | .1                        | 1.3                | 1.3                 | 2.5                            | .2       | .5         |
| Electric heat pump.....   | .1                   | -      | .1     | -                            | -            | -                 | -        | -                         | .1                 | -                   | -                              | -        | .1         |
| Built-in electric units.....                                    | .3                   | -      | .3     | -                            | -            | -                 | -        | -                         | -                  | -                   | .2                             | .1       | -          |
| Floor, wall, or other built-in hot air units without ducts..... | .3                   | -      | .3     | -                            | -            | -                 | .1       | -                         | .1                 | .1                  | .1                             | .2       | -          |
| Room heaters with flue.....                                     | .5                   | .1     | .4     | -                            | -            | -                 | .1       | .1                        | .1                 | .2                  | .5                             | -        | -          |
| Room heaters without flue.....                                  | -                    | -      | -      | -                            | -            | -                 | -        | -                         | -                  | -                   | -                              | -        | -          |
| Portable electric heaters.....                                  | -                    | -      | -      | -                            | -            | -                 | -        | -                         | -                  | -                   | -                              | -        | -          |
| Stoves.....   | -                    | -      | -      | -                            | -            | -                 | -        | -                         | -                  | -                   | -                              | -        | -          |
| Fireplaces with inserts.....                                    | -                    | -      | -      | -                            | -            | -                 | -        | -                         | -                  | -                   | -                              | -        | -          |
| Fireplaces without inserts.....                                 | -                    | -      | -      | -                            | -            | -                 | -        | -                         | -                  | -                   | -                              | -        | -          |
| Other.....  | -                    | -      | -      | -                            | -            | -                 | -        | -                         | -                  | -                   | -                              | -        | -          |
| None.....   | -                    | -      | -      | -                            | -            | -                 | -        | -                         | -                  | -                   | -                              | -        | -          |
| <b>Other Heating Equipment</b>                                  |                      |        |        |                              |              |                   |          |                           |                    |                     |                                |          |            |
| With other heating equipment <sup>2</sup> .....                 | 1.5                  | 1.0    | .6     | -                            | -            | .1                | -        | .1                        | .1                 | .3                  | .7                             | .1       | .6         |
| Warm-air furnace.....   | -                    | -      | -      | -                            | -            | -                 | -        | -                         | -                  | -                   | -                              | -        | -          |
| Steam or hot water system.....                                  | -                    | -      | -      | -                            | -            | -                 | -        | -                         | -                  | -                   | -                              | -        | -          |
| Electric heat pump.....   | -                    | -      | -      | -                            | -            | -                 | -        | -                         | -                  | -                   | -                              | -        | -          |
| Built-in electric units.....                                    | -                    | -      | -      | -                            | -            | -                 | -        | -                         | -                  | -                   | -                              | -        | -          |
| Floor, wall, or other built-in hot-air units without ducts..... | -                    | -      | -      | -                            | -            | -                 | -        | -                         | -                  | -                   | -                              | -        | -          |
| Room heaters with flue.....                                     | -                    | -      | -      | -                            | -            | -                 | -        | -                         | -                  | -                   | -                              | -        | -          |
| Room heaters without flue.....                                  | -                    | -      | -      | -                            | -            | -                 | -        | -                         | -                  | -                   | -                              | -        | -          |
| Portable electric heaters.....                                  | .7                   | .2     | .4     | -                            | -            | .1                | -        | .1                        | .1                 | .3                  | .7                             | -        | -          |
| Stoves.....   | .1                   | -      | .1     | -                            | -            | -                 | -        | -                         | -                  | -                   | -                              | -        | .4         |
| Fireplaces with inserts.....                                    | .4                   | .4     | -      | -                            | -            | -                 | -        | -                         | -                  | -                   | -                              | .1       | -          |
| Fireplaces with no inserts.....                                 | .1                   | .1     | -      | -                            | -            | -                 | -        | -                         | -                  | -                   | -                              | -        | .2         |
| Other.....  | .2                   | .2     | -      | -                            | -            | -                 | -        | -                         | -                  | -                   | -                              | -        | -          |
| <b>Plumbing<sup>3</sup></b>                                     |                      |        |        |                              |              |                   |          |                           |                    |                     |                                |          |            |
| With all plumbing facilities.....                               | ...                  | ...    | ...    | ...                          | ...          | ...               | ...      | ...                       | ...                | ...                 | ...                            | ...      | ...        |
| Lacking some plumbing facilities <sup>3</sup> .....             | ...                  | ...    | ...    | ...                          | ...          | ...               | ...      | ...                       | ...                | ...                 | ...                            | ...      | ...        |
| No hot piped water.....   | ...                  | ...    | ...    | ...                          | ...          | ...               | ...      | ...                       | ...                | ...                 | ...                            | ...      | ...        |
| No bathtub nor shower.....                                      | ...                  | ...    | ...    | ...                          | ...          | ...               | ...      | ...                       | ...                | ...                 | ...                            | ...      | ...        |
| No flush toilet.....  | ...                  | ...    | ...    | ...                          | ...          | ...               | ...      | ...                       | ...                | ...                 | ...                            | ...      | ...        |
| No plumbing facilities for exclusive use.....                   | ...                  | ...    | ...    | ...                          | ...          | ...               | ...      | ...                       | ...                | ...                 | ...                            | ...      | ...        |
| <b>Source of Water</b>  |                      |        |        |                              |              |                   |          |                           |                    |                     |                                |          |            |
| Public system or private company.....                           | 13.1                 | 4.7    | 8.4    | -                            | -            | .5                | .4       | .6                        | 4.0                | 3.3                 | 8.9                            | 2.1      | 1.8        |
| Well serving 1 to 5 units.....                                  | .6                   | .6     | -      | -                            | -            | -                 | -        | -                         | -                  | -                   | -                              | -        | .6         |
| Drilled.....  | .6                   | .6     | -      | -                            | -            | -                 | -        | -                         | -                  | -                   | -                              | -        | .6         |
| Dug.....  | -                    | -      | -      | -                            | -            | -                 | -        | -                         | -                  | -                   | -                              | -        | -          |
| Not reported.....   | -                    | -      | -      | -                            | -            | -                 | -        | -                         | -                  | -                   | -                              | -        | -          |
| Other.....  | -                    | -      | -      | -                            | -            | -                 | -        | -                         | -                  | -                   | -                              | -        | -          |
| <b>Means of Sewage Disposal</b>                                 |                      |        |        |                              |              |                   |          |                           |                    |                     |                                |          |            |
| Public sewer.....   | 12.7                 | 4.5    | 8.2    | -                            | -            | .4                | .4       | .6                        | 3.8                | 3.3                 | 8.8                            | 1.9      | 1.8        |
| Septic tank, cesspool, chemical toilet.....                     | .9                   | .8     | .1     | -                            | -            | .1                | -        | -                         | .1                 | -                   | .1                             | .2       | .6         |
| Other.....  | -                    | -      | -      | -                            | -            | -                 | -        | -                         | -                  | -                   | -                              | -        | -          |

<sup>1</sup>See back cover for details.

<sup>2</sup>Figures may not add to total because more than one category may apply to a unit.

<sup>3</sup>Data not up to publication standards; see "Qualifications of the Data" section in the Introduction.

**Table 6-5. Fuels - Occupied Units with Hispanic Householder**

[Numbers in thousands. ... means not applicable or sample too small. - means zero or rounds to zero.]

| Characteristics                             | Total occupied units | Tenure |        | Housing unit characteristics |              |                   |          | Household characteristics |                    |                     | Selected subareas <sup>1</sup> |          |            |
|---|----------------------|--------|--------|------------------------------|--------------|-------------------|----------|---------------------------|--------------------|---------------------|--------------------------------|----------|------------|
|   |                      | Owner  | Renter | New construction 4 yrs       | Mobile homes | Physical problems |          | Elderly (65+)             | Moved in past year | Below poverty level | Area one                       | Area two | Area three |
|   |                      |        |        |                              |              | Severe            | Moderate |                           |                    |                     |                                |          |            |
| <b>Total</b> .....                          | 13.6                 | 5.3    | 8.4    | -                            | -            | .5                | .4       | .6                        | 4.0                | 3.3                 | 8.9                            | 2.1      | 2.3        |
| <b>Main House Heating Fuel</b>              |                      |        |        |                              |              |                   |          |                           |                    |                     |                                |          |            |
| Housing units with heating fuel.....        | 13.6                 | 5.3    | 8.4    | -                            | -            | .5                | .4       | .6                        | 4.0                | 3.3                 | 8.9                            | 2.1      | 2.3        |
| Electricity.....                            | .4                   | -      | .4     | -                            | -            | -                 | -        | -                         | .2                 | -                   | .2                             | .1       | .1         |
| Piped gas.....                              | 11.6                 | 4.4    | 7.2    | -                            | -            | .5                | .4       | .4                        | 3.5                | 3.1                 | 8.0                            | 2.0      | 1.5        |
| Bottled gas.....                            | .3                   | .2     | .1     | -                            | -            | -                 | -        | .1                        | -                  | .1                  | .1                             | -        | .2         |
| Fuel oil.....                               | 1.3                  | .7     | .6     | -                            | -            | -                 | -        | -                         | .3                 | .1                  | .6                             | -        | .5         |
| Kerosene or other liquid fuel.....          | -                    | -      | -      | -                            | -            | -                 | -        | -                         | -                  | -                   | -                              | -        | -          |
| Coal or coke.....                           | -                    | -      | -      | -                            | -            | -                 | -        | -                         | -                  | -                   | -                              | -        | -          |
| Wood.....                                   | -                    | -      | -      | -                            | -            | -                 | -        | -                         | -                  | -                   | -                              | -        | -          |
| Solar energy.....                           | -                    | -      | -      | -                            | -            | -                 | -        | -                         | -                  | -                   | -                              | -        | -          |
| Other.....                                  | -                    | -      | -      | -                            | -            | -                 | -        | -                         | -                  | -                   | -                              | -        | -          |
| <b>Other House Heating Fuels</b>            |                      |        |        |                              |              |                   |          |                           |                    |                     |                                |          |            |
| With other heating fuels <sup>2</sup> ..... | .6                   | .5     | .1     | -                            | -            | -                 | -        | -                         | -                  | -                   | .1                             | -        | .4         |
| Electricity.....                            | .1                   | .1     | -      | -                            | -            | -                 | -        | -                         | -                  | -                   | .1                             | -        | -          |
| Piped gas.....                              | -                    | -      | -      | -                            | -            | -                 | -        | -                         | -                  | -                   | -                              | -        | -          |
| Bottled gas.....                            | -                    | -      | -      | -                            | -            | -                 | -        | -                         | -                  | -                   | -                              | -        | -          |
| Fuel oil.....                               | -                    | -      | -      | -                            | -            | -                 | -        | -                         | -                  | -                   | -                              | -        | -          |
| Kerosene or other liquid fuel.....          | -                    | -      | -      | -                            | -            | -                 | -        | -                         | -                  | -                   | -                              | -        | -          |
| Coal or coke.....                           | -                    | -      | -      | -                            | -            | -                 | -        | -                         | -                  | -                   | -                              | -        | -          |
| Wood.....                                   | .5                   | .4     | .1     | -                            | -            | -                 | -        | -                         | -                  | -                   | -                              | -        | .4         |
| Solar energy.....                           | -                    | -      | -      | -                            | -            | -                 | -        | -                         | -                  | -                   | -                              | -        | -          |
| Other.....                                  | -                    | -      | -      | -                            | -            | -                 | -        | -                         | -                  | -                   | -                              | -        | -          |
| Not reported.....                           | -                    | -      | -      | -                            | -            | -                 | -        | -                         | -                  | -                   | -                              | -        | -          |
| <b>Cooking Fuel</b>                         |                      |        |        |                              |              |                   |          |                           |                    |                     |                                |          |            |
| With cooking fuel.....                      | 13.5                 | 5.3    | 8.2    | -                            | -            | .4                | .4       | .6                        | 3.8                | 3.2                 | 8.8                            | 2.1      | 2.3        |
| Electricity.....                            | 4.0                  | 1.8    | 2.2    | -                            | -            | -                 | -        | .1                        | .8                 | .4                  | 1.2                            | 1.1      | 1.6        |
| Piped gas.....                              | 9.2                  | 3.3    | 5.9    | -                            | -            | .4                | .4       | .3                        | 3.0                | 2.7                 | 7.4                            | 1.1      | .6         |
| Bottled gas.....                            | .3                   | .2     | .1     | -                            | -            | -                 | -        | .1                        | -                  | .1                  | .1                             | -        | .2         |
| Kerosene or other liquid fuel.....          | -                    | -      | -      | -                            | -            | -                 | -        | -                         | -                  | -                   | -                              | -        | -          |
| Coal or coke.....                           | -                    | -      | -      | -                            | -            | -                 | -        | -                         | -                  | -                   | -                              | -        | -          |
| Wood.....                                   | -                    | -      | -      | -                            | -            | -                 | -        | -                         | -                  | -                   | -                              | -        | -          |
| Solar energy.....                           | -                    | -      | -      | -                            | -            | -                 | -        | -                         | -                  | -                   | -                              | -        | -          |
| Other.....                                  | -                    | -      | -      | -                            | -            | -                 | -        | -                         | -                  | -                   | -                              | -        | -          |
| <b>Water Heating Fuel</b>                   |                      |        |        |                              |              |                   |          |                           |                    |                     |                                |          |            |
| With hot piped water.....                   | 13.5                 | 5.3    | 8.2    | -                            | -            | .4                | .4       | .6                        | 3.8                | 3.2                 | 8.8                            | 2.1      | 2.3        |
| Electricity.....                            | 1.8                  | 1.0    | .8     | -                            | -            | -                 | .1       | -                         | .4                 | .3                  | .8                             | 1.5      | .7         |
| Piped gas.....                              | 11.3                 | 4.1    | 7.2    | -                            | -            | .4                | .3       | .4                        | 3.5                | 2.8                 | 8.1                            | 1.6      | 1.4        |
| Bottled gas.....                            | .3                   | .2     | .1     | -                            | -            | -                 | -        | .1                        | -                  | .1                  | .1                             | -        | .2         |
| Fuel oil.....                               | .1                   | -      | .1     | -                            | -            | -                 | -        | -                         | -                  | -                   | -                              | -        | -          |
| Kerosene or other liquid fuel.....          | -                    | -      | -      | -                            | -            | -                 | -        | -                         | -                  | -                   | -                              | -        | -          |
| Coal or coke.....                           | -                    | -      | -      | -                            | -            | -                 | -        | -                         | -                  | -                   | -                              | -        | -          |
| Wood.....                                   | -                    | -      | -      | -                            | -            | -                 | -        | -                         | -                  | -                   | -                              | -        | -          |
| Solar energy.....                           | -                    | -      | -      | -                            | -            | -                 | -        | -                         | -                  | -                   | -                              | -        | -          |
| Other.....                                  | -                    | -      | -      | -                            | -            | -                 | -        | -                         | -                  | -                   | -                              | -        | -          |
| <b>Central Air Conditioning Fuel</b>        |                      |        |        |                              |              |                   |          |                           |                    |                     |                                |          |            |
| With central air conditioning.....          | 1.4                  | 1.2    | .2     | -                            | -            | -                 | -        | -                         | .1                 | -                   | .1                             | .4       | .9         |
| Electricity.....                            | 1.3                  | 1.1    | .2     | -                            | -            | -                 | -        | .2                        | .1                 | -                   | .1                             | .3       | .9         |
| Piped gas.....                              | .1                   | .1     | -      | -                            | -            | -                 | -        | -                         | -                  | -                   | -                              | .1       | -          |
| Other.....                                  | -                    | -      | -      | -                            | -            | -                 | -        | -                         | -                  | -                   | -                              | -        | -          |
| <b>Clothes Dryer Fuel</b>                   |                      |        |        |                              |              |                   |          |                           |                    |                     |                                |          |            |
| With clothes dryer.....                     | 8.1                  | 5.1    | 3.0    | -                            | -            | .1                | -        | .3                        | 1.3                | 1.0                 | 4.4                            | 1.3      | 2.2        |
| Electricity.....                            | 4.4                  | 2.6    | 1.8    | -                            | -            | -                 | -        | -                         | .9                 | .7                  | 2.0                            | .8       | 1.5        |
| Piped gas.....                              | 3.5                  | 2.3    | 1.2    | -                            | -            | .1                | -        | .3                        | .4                 | .3                  | 2.5                            | .5       | .5         |
| Other.....                                  | .2                   | .2     | -      | -                            | -            | -                 | -        | -                         | -                  | -                   | -                              | -        | .2         |
| <b>Units Using Each Fuel<sup>2</sup></b>    |                      |        |        |                              |              |                   |          |                           |                    |                     |                                |          |            |
| Electricity.....                            | 13.6                 | 5.3    | 8.4    | -                            | -            | .5                | .4       | .6                        | 4.0                | 3.3                 | 8.9                            | 2.1      | 2.3        |
| All-electric units.....                     | .4                   | -      | .4     | -                            | -            | -                 | -        | -                         | .2                 | -                   | .2                             | .1       | .1         |
| Piped gas.....                              | 12.4                 | 4.7    | 7.7    | -                            | -            | .5                | .4       | .4                        | 3.7                | 3.2                 | 8.6                            | 2.0      | 1.8        |
| Bottled gas.....                            | .3                   | .2     | .1     | -                            | -            | -                 | -        | .1                        | -                  | .1                  | .1                             | -        | .2         |
| Fuel oil.....                               | 1.3                  | .7     | .6     | -                            | -            | -                 | -        | -                         | .3                 | .1                  | .6                             | -        | .5         |
| Kerosene or other liquid fuel.....          | -                    | -      | -      | -                            | -            | -                 | -        | -                         | -                  | -                   | -                              | -        | -          |
| Coal or coke.....                           | -                    | -      | -      | -                            | -            | -                 | -        | -                         | -                  | -                   | -                              | -        | -          |
| Wood.....                                   | .5                   | .4     | .1     | -                            | -            | -                 | -        | -                         | -                  | -                   | -                              | -        | .4         |
| Solar energy.....                           | -                    | -      | -      | -                            | -            | -                 | -        | -                         | -                  | -                   | -                              | -        | -          |
| Other.....                                  | -                    | -      | -      | -                            | -            | -                 | -        | -                         | -                  | -                   | -                              | -        | -          |

<sup>1</sup>See back cover for details.

<sup>2</sup>Figures may not add to total because more than one category may apply to a unit.



**Table 6-6. Failures in Equipment - Occupied Units with Hispanic Householder**

[Numbers in thousands. ... means not applicable or sample too small. - means zero or rounds to zero.]

| Characteristics  | Total occupied units | Tenure |        | Housing unit characteristics |              |                   | Household characteristics |               |                    | Selected subareas <sup>1</sup> |          |          |            |
|--|----------------------|--------|--------|------------------------------|--------------|-------------------|---------------------------|---------------|--------------------|--------------------------------|----------|----------|------------|
|  |                      | Owner  | Renter | New construction 4 yrs       | Mobile homes | Physical problems |                           | Elderly (65+) | Moved in past year | Below poverty level            | Area one | Area two | Area three |
|  |                      |        |        |                              |              | Severe            | Moderate                  |               |                    |                                |          |          |            |
| <b>Total</b> .....   | 13.6                 | 6.3    | 8.4    | -                            | -            | .5                | .4                        | .6            | 4.0                | 3.3                            | 8.9      | 2.1      | 2.3        |
| <b>Water Supply Stoppage</b>   |                      |        |        |                              |              |                   |                           |               |                    |                                |          |          |            |
| With hot and cold piped water.....                                     | 13.5                 | 5.3    | 8.2    | -                            | -            | .4                | .4                        | .6            | 3.8                | 3.2                            | 8.8      | 2.1      | 2.3        |
| No stoppage in last 3 months.....                                      | 12.0                 | 4.7    | 7.3    | -                            | -            | .4                | .4                        | .6            | 3.5                | 2.9                            | 7.5      | 1.8      | 2.3        |
| With stoppage in last 3 months.....                                    | 1.2                  | .4     | .8     | -                            | -            | -                 | -                         | -             | .2                 | .3                             | 1.1      | .1       | -          |
| No stoppage lasting 6 hours or more.....                               | .2                   | -      | .2     | -                            | -            | -                 | -                         | -             | .1                 | .1                             | .1       | .1       | -          |
| 1 time lasting 6 hours or more.....                                    | .4                   | .2     | .2     | -                            | -            | -                 | -                         | -             | -                  | .2                             | .4       | -        | -          |
| 2 times.....   | .1                   | -      | .1     | -                            | -            | -                 | -                         | -             | -                  | -                              | .1       | -        | -          |
| 3 times.....   | .1                   | -      | .1     | -                            | -            | -                 | -                         | -             | -                  | -                              | .1       | -        | -          |
| 4 times or more.....   | -                    | -      | -      | -                            | -            | -                 | -                         | -             | -                  | -                              | -        | -        | -          |
| Number of times not reported.....                                      | .3                   | .2     | .1     | -                            | -            | -                 | -                         | -             | .1                 | -                              | .3       | -        | -          |
| Stoppage not reported.....   | .3                   | .2     | .1     | -                            | -            | -                 | -                         | -             | .1                 | -                              | .1       | .2       | -          |
| <b>Flush Toilet Breakdowns</b>   |                      |        |        |                              |              |                   |                           |               |                    |                                |          |          |            |
| With one or more flush toilets.....                                    | 13.5                 | 5.3    | 8.2    | -                            | -            | .4                | .4                        | .6            | 3.8                | 3.2                            | 8.9      | 2.1      | 2.3        |
| With at least one working toilet at all times in last 3 months.....    | 12.1                 | 5.1    | 7.0    | -                            | -            | .3                | .3                        | .6            | 3.2                | 2.6                            | 7.5      | 2.0      | 2.3        |
| None working some time in last 3 months.....                           | 1.3                  | .2     | 1.1    | -                            | -            | .1                | .1                        | -             | .5                 | .6                             | 1.1      | .1       | -          |
| No breakdowns lasting 6 hours or more.....                             | .5                   | .2     | .3     | -                            | -            | .1                | -                         | -             | -                  | .1                             | .5       | -        | -          |
| 1 time lasting 6 hours or more.....                                    | .4                   | -      | .4     | -                            | -            | -                 | .1                        | -             | .2                 | .4                             | .4       | -        | -          |
| 2 times.....   | .2                   | -      | .2     | -                            | -            | -                 | -                         | -             | .1                 | -                              | .1       | .1       | -          |
| 3 times.....   | -                    | -      | -      | -                            | -            | -                 | -                         | -             | -                  | -                              | -        | -        | -          |
| 4 times or more.....   | -                    | -      | -      | -                            | -            | -                 | -                         | -             | -                  | -                              | -        | -        | -          |
| Number of times not reported.....                                      | .1                   | -      | .1     | -                            | -            | -                 | -                         | -             | .1                 | .1                             | .1       | -        | -          |
| Breakdowns not reported.....   | .1                   | -      | .1     | -                            | -            | -                 | -                         | -             | .1                 | -                              | .1       | -        | -          |
| <b>Sewage Disposal Breakdowns</b>                                      |                      |        |        |                              |              |                   |                           |               |                    |                                |          |          |            |
| With public sewer.....   | 12.7                 | 4.5    | 8.2    | -                            | -            | .4                | .4                        | .6            | 3.8                | 3.3                            | 8.8      | 1.9      | 1.8        |
| No breakdowns in last 3 months.....                                    | 12.3                 | 4.1    | 8.2    | -                            | -            | .4                | .4                        | .6            | 3.6                | 3.3                            | 8.4      | 1.9      | 1.8        |
| With breakdowns in last 3 months.....                                  | .4                   | .4     | -      | -                            | -            | -                 | -                         | -             | -                  | -                              | .4       | -        | -          |
| No breakdowns lasting 6 hours or more.....                             | .2                   | -      | .2     | -                            | -            | -                 | -                         | -             | -                  | -                              | .2       | -        | -          |
| 1 time lasting 6 hours or more.....                                    | .2                   | -      | .2     | -                            | -            | -                 | -                         | -             | -                  | -                              | -        | -        | -          |
| 2 times.....   | -                    | -      | -      | -                            | -            | -                 | -                         | -             | -                  | -                              | -        | -        | -          |
| 3 times.....   | -                    | -      | -      | -                            | -            | -                 | -                         | -             | -                  | -                              | -        | -        | -          |
| 4 times or more.....   | -                    | -      | -      | -                            | -            | -                 | -                         | -             | -                  | -                              | -        | -        | -          |
| With septic tank or cesspool.....                                      | .9                   | .8     | .1     | -                            | -            | .1                | -                         | -             | .1                 | -                              | .1       | .2       | .6         |
| No breakdowns in last 3 months.....                                    | .9                   | .8     | .1     | -                            | -            | .1                | -                         | -             | .1                 | -                              | .1       | .2       | .6         |
| With breakdowns in last 3 months.....                                  | -                    | -      | -      | -                            | -            | -                 | -                         | -             | -                  | -                              | -        | -        | -          |
| No breakdowns lasting 6 hours or more.....                             | -                    | -      | -      | -                            | -            | -                 | -                         | -             | -                  | -                              | -        | -        | -          |
| 1 time lasting 6 hours or more.....                                    | -                    | -      | -      | -                            | -            | -                 | -                         | -             | -                  | -                              | -        | -        | -          |
| 2 times.....   | -                    | -      | -      | -                            | -            | -                 | -                         | -             | -                  | -                              | -        | -        | -          |
| 3 times.....   | -                    | -      | -      | -                            | -            | -                 | -                         | -             | -                  | -                              | -        | -        | -          |
| 4 times or more.....   | -                    | -      | -      | -                            | -            | -                 | -                         | -             | -                  | -                              | -        | -        | -          |
| <b>Heating Problems</b>  |                      |        |        |                              |              |                   |                           |               |                    |                                |          |          |            |
| With heating equipment and occupied last winter.....                   | 12.2                 | 5.3    | 6.9    | -                            | -            | .4                | .4                        | .6            | 2.5                | 2.9                            | 7.7      | 2.0      | 2.2        |
| Not uncomfortably cold for 24 hours or more last winter.....           | 10.0                 | 5.0    | 5.0    | -                            | -            | -                 | .1                        | .6            | 2.0                | 1.6                            | 6.0      | 2.0      | 1.8        |
| Uncomfortably cold for 24 hours or more last winter <sup>2</sup> ..... | 2.1                  | .2     | 1.9    | -                            | -            | .4                | .3                        | -             | .5                 | 1.3                            | 1.7      | -        | .4         |
| Equipment breakdowns.....  | 1.1                  | .1     | 1.0    | -                            | -            | .4                | .3                        | -             | .2                 | .7                             | 1.0      | -        | .1         |
| No breakdowns lasting 6 hours or more.....                             | -                    | -      | -      | -                            | -            | -                 | -                         | -             | -                  | -                              | -        | -        | -          |
| 1 time lasting 6 hours or more.....                                    | .5                   | .1     | .4     | -                            | -            | -                 | .2                        | -             | -                  | .4                             | .5       | -        | -          |
| 2 times.....   | .3                   | -      | .3     | -                            | -            | -                 | -                         | -             | .1                 | -                              | .1       | -        | .1         |
| 3 times.....   | .3                   | -      | .3     | -                            | -            | .1                | -                         | -             | -                  | -                              | -        | -        | -          |
| 4 times or more.....   | .3                   | -      | .3     | -                            | -            | .3                | -                         | -             | -                  | -                              | .3       | -        | -          |
| Number of times not reported.....                                      | .1                   | -      | .1     | -                            | -            | -                 | .1                        | -             | .1                 | .1                             | .1       | -        | -          |
| Other causes.....  | 1.2                  | .1     | 1.1    | -                            | -            | -                 | -                         | -             | .2                 | .7                             | .9       | -        | .3         |
| Utility interruption.....  | -                    | -      | -      | -                            | -            | -                 | -                         | -             | -                  | -                              | -        | -        | -          |
| Inadequate heating capacity.....                                       | .4                   | -      | .4     | -                            | -            | -                 | -                         | -             | -                  | -                              | .2       | -        | .1         |
| Inadequate insulation.....   | .6                   | -      | .6     | -                            | -            | -                 | -                         | -             | .2                 | .6                             | .6       | -        | -          |
| Other.....   | .1                   | .1     | -      | -                            | -            | -                 | -                         | -             | -                  | -                              | .1       | -        | -          |
| Not reported.....  | .2                   | -      | .2     | -                            | -            | -                 | -                         | -             | -                  | .2                             | -        | -        | .2         |
| Reason for discomfort not reported.....                                | -                    | -      | -      | -                            | -            | -                 | -                         | -             | -                  | -                              | -        | -        | -          |
| Discomfort not reported.....   | -                    | -      | -      | -                            | -            | -                 | -                         | -             | -                  | -                              | -        | -        | -          |
| <b>Electric Fuses and Circuit Breakers</b>                             |                      |        |        |                              |              |                   |                           |               |                    |                                |          |          |            |
| With electrical wiring.....  | 13.8                 | 5.3    | 8.4    | -                            | -            | .5                | .4                        | .6            | 4.0                | 3.3                            | 8.9      | 2.1      | 2.3        |
| No fuses or breakers blown in last 3 mo.....                           | 11.3                 | 4.5    | 6.7    | -                            | -            | .4                | .2                        | .4            | 3.0                | 3.0                            | 7.2      | 1.8      | 1.9        |
| With fuses or breakers blown in last 3 mo.....                         | 1.9                  | .5     | 1.4    | -                            | -            | .1                | .3                        | .1            | .7                 | .3                             | 1.4      | .1       | .4         |
| 1 time.....  | 1.0                  | .3     | .8     | -                            | -            | -                 | .1                        | -             | .5                 | .1                             | .8       | .1       | .2         |
| 2 times.....   | .2                   | -      | .2     | -                            | -            | -                 | -                         | -             | .1                 | -                              | .2       | -        | -          |
| 3 times.....   | .2                   | -      | .2     | -                            | -            | -                 | -                         | -             | -                  | -                              | .2       | -        | -          |
| 4 times or more.....   | .5                   | -      | .5     | -                            | -            | .1                | .1                        | .1            | .1                 | .1                             | .4       | -        | .1         |
| Number of times not reported.....                                      | -                    | -      | -      | -                            | -            | -                 | -                         | -             | -                  | -                              | -        | -        | -          |
| Problem not reported or don't know.....                                | .4                   | .2     | .2     | -                            | -            | -                 | -                         | -             | .2                 | .1                             | .2       | .2       | -          |

<sup>1</sup>See back cover for details.

<sup>2</sup>Other causes and equipment breakdowns may not add to total as both may be reported.

**Table 6-7. Additional Indicators of Housing Quality - Occupied Units with Hispanic Householder**

[Numbers in thousands. ... means not applicable or sample too small. - means zero or rounds to zero.]

| Characteristics  | Total occupied units | Tenure |        | Housing unit characteristics |              |                   |          | Household characteristics |                    |                     | Selected subareas <sup>1</sup> |          |            |
|--|----------------------|--------|--------|------------------------------|--------------|-------------------|----------|---------------------------|--------------------|---------------------|--------------------------------|----------|------------|
|  |                      | Owner  | Renter | New construction 4 yrs       | Mobile homes | Physical problems |          | Elderly (65+)             | Moved in past year | Below poverty level | Area one                       | Area two | Area three |
|  |                      |        |        |                              |              | Severe            | Moderate |                           |                    |                     |                                |          |            |
| <b>Total</b> .....   | 13.6                 | 5.3    | 8.4    | -                            | -            | .5                | .4       | .8                        | 4.0                | 3.3                 | 8.9                            | 2.1      | 2.3        |
| <b>Selected Amenities<sup>2</sup></b>                      |                      |        |        |                              |              |                   |          |                           |                    |                     |                                |          |            |
| Porch, deck, balcony, or patio .....                       | 9.5                  | 4.7    | 4.8    | -                            | -            | .3                | .3       | .4                        | 2.6                | 1.9                 | 6.1                            | 1.2      | 2.0        |
| Not reported .....   | -                    | -      | -      | -                            | -            | -                 | -        | -                         | -                  | -                   | -                              | -        | -          |
| Telephone available .....                                  | 11.9                 | 4.9    | 7.0    | -                            | -            | .1                | -        | .6                        | 3.6                | 2.2                 | 7.4                            | 2.1      | 2.3        |
| Usable fireplace .....                                     | 2.1                  | 1.5    | .6     | -                            | -            | .1                | -        | -                         | .2                 | .4                  | .7                             | .1       | 1.3        |
| Separate dining room .....                                 | 6.8                  | 3.3    | 3.5    | -                            | -            | .3                | .1       | .3                        | 1.7                | 1.5                 | 4.9                            | .3       | 1.6        |
| With 2 or more living rooms or recreation rooms, etc. .... | 1.9                  | 1.7    | .2     | -                            | -            | -                 | -        | -                         | -                  | .2                  | .5                             | .2       | 1.1        |
| Garage or carport included with home .....                 | 5.9                  | 3.8    | 2.1    | -                            | -            | -                 | -        | .2                        | 1.1                | .4                  | 2.8                            | 1.0      | 1.9        |
| Not included .....   | 7.6                  | 1.5    | 6.2    | -                            | -            | .5                | .4       | .4                        | 2.8                | 3.0                 | 6.1                            | 1.0      | .4         |
| Offstreet parking included .....                           | 3.6                  | .8     | 2.8    | -                            | -            | .4                | .2       | .4                        | 1.1                | 1.4                 | 2.6                            | .5       | .4         |
| Offstreet parking not reported .....                       | -                    | -      | -      | -                            | -            | -                 | -        | -                         | -                  | -                   | -                              | -        | -          |
| Garage or carport not reported .....                       | .1                   | -      | .1     | -                            | -            | -                 | -        | -                         | -                  | -                   | -                              | .1       | -          |
| <b>Cars and Trucks Available</b>                           |                      |        |        |                              |              |                   |          |                           |                    |                     |                                |          |            |
| No cars, trucks, or vans .....                             | 2.3                  | .1     | 2.2    | -                            | -            | .3                | .1       | -                         | 1.3                | 1.5                 | 2.1                            | .2       | -          |
| Other households without cars .....                        | .7                   | .5     | .1     | -                            | -            | -                 | -        | -                         | -                  | -                   | .5                             | -        | .2         |
| 1 car with or without trucks or vans .....                 | 5.7                  | 2.1    | 3.6    | -                            | -            | .3                | .3       | .3                        | 1.6                | 1.7                 | 3.9                            | .9       | 1.0        |
| 2 cars .....   | 4.0                  | 1.9    | 2.2    | -                            | -            | -                 | -        | .3                        | .9                 | .2                  | 2.1                            | 1.0      | .8         |
| 3 or more cars .....                                       | .9                   | .6     | .2     | -                            | -            | -                 | -        | -                         | .1                 | -                   | .4                             | -        | .4         |
| With cars, no trucks or vans .....                         | 9.2                  | 3.7    | 5.5    | -                            | -            | .3                | .3       | .6                        | 2.2                | 1.9                 | 5.8                            | 1.8      | 1.2        |
| 1 truck or van with or without cars .....                  | 1.8                  | 1.2    | .6     | -                            | -            | -                 | -        | -                         | .4                 | -                   | .9                             | -        | .9         |
| 2 or more trucks or vans .....                             | .3                   | .2     | .1     | -                            | -            | -                 | -        | -                         | -                  | -                   | .1                             | -        | .2         |
| <b>Owner or Manager on Property</b>                        |                      |        |        |                              |              |                   |          |                           |                    |                     |                                |          |            |
| Rental, multiunit <sup>3</sup> .....                       | 7.2                  | ...    | 7.2    | -                            | -            | .5                | .4       | .3                        | 3.5                | 2.9                 | 5.0                            | 1.0      | 1.0        |
| Owner or manager lives on property .....                   | 2.5                  | ...    | 2.5    | -                            | -            | .3                | .4       | .1                        | 1.3                | .6                  | 1.8                            | .4       | .3         |
| Neither owner nor manager lives on property .....          | 4.6                  | ...    | 4.6    | -                            | -            | .3                | .4       | .1                        | 2.2                | 2.3                 | 3.3                            | .7       | .7         |
| <b>Selected Deficiencies<sup>2</sup></b>                   |                      |        |        |                              |              |                   |          |                           |                    |                     |                                |          |            |
| Signs of rats in last 3 months .....                       | .7                   | -      | .7     | -                            | -            | -                 | .2       | -                         | .4                 | .5                  | .7                             | -        | -          |
| Holes in floors .....                                      | -                    | -      | -      | -                            | -            | -                 | -        | -                         | -                  | -                   | -                              | -        | -          |
| Open cracks or holes (interior) .....                      | 1.2                  | .2     | 1.0    | -                            | -            | -                 | .4       | -                         | .2                 | .7                  | 1.2                            | -        | -          |
| Broken plaster or peeling paint (interior) .....           | .8                   | .1     | .7     | -                            | -            | .1                | .3       | -                         | .1                 | .4                  | .8                             | -        | -          |
| No electrical wiring .....                                 | -                    | -      | -      | -                            | -            | -                 | -        | -                         | -                  | -                   | -                              | -        | -          |
| Exposed wiring .....                                       | 1.3                  | -      | 1.3    | -                            | -            | .1                | .1       | -                         | .8                 | .8                  | 1.0                            | .1       | .2         |
| Rooms without electric outlets .....                       | 1.2                  | .2     | 1.0    | -                            | -            | .1                | .1       | -                         | .7                 | .4                  | 1.2                            | -        | -          |
| <b>Water Leakage During Last 12 Months</b>                 |                      |        |        |                              |              |                   |          |                           |                    |                     |                                |          |            |
| No leakage from inside structure .....                     | 11.8                 | 5.1    | 6.6    | -                            | -            | .3                | .2       | .4                        | 3.5                | 2.5                 | 7.4                            | 2.0      | 2.2        |
| With leakage from inside structure <sup>2</sup> .....      | 1.6                  | .1     | 1.5    | -                            | -            | .3                | .3       | -                         | .4                 | .6                  | 1.3                            | .1       | .2         |
| Fixtures backed up or overflowed .....                     | .3                   | -      | .3     | -                            | -            | -                 | .3       | -                         | .1                 | .1                  | .3                             | -        | -          |
| Pipes leaked .....   | .9                   | .1     | .8     | -                            | -            | .1                | .1       | -                         | .1                 | .4                  | .8                             | .1       | -          |
| Other or unknown (includes not reported) .....             | .4                   | -      | .4     | -                            | -            | .1                | .1       | -                         | .1                 | .3                  | .3                             | -        | .2         |
| Interior leakage not reported .....                        | .3                   | -      | .3     | -                            | -            | -                 | -        | .1                        | .1                 | .3                  | .3                             | -        | -          |
| No leakage from outside structure .....                    | 11.1                 | 4.5    | 6.6    | -                            | -            | .5                | .4       | .4                        | 3.1                | 2.9                 | 7.4                            | 1.6      | 1.9        |
| With leakage from outside structure <sup>2</sup> .....     | 2.3                  | .7     | 1.6    | -                            | -            | -                 | .4       | .1                        | .7                 | .4                  | 1.4                            | .5       | .4         |
| Roof .....   | 1.1                  | .4     | .7     | -                            | -            | -                 | .3       | -                         | .2                 | .2                  | .5                             | .4       | .2         |
| Basement .....   | 1.3                  | .5     | .8     | -                            | -            | -                 | .3       | .1                        | .4                 | .1                  | .8                             | .1       | .4         |
| Walls, closed windows, or doors .....                      | .5                   | .2     | .3     | -                            | -            | -                 | .3       | .1                        | .1                 | .3                  | .3                             | -        | .2         |
| Other or unknown (includes not reported) .....             | -                    | -      | -      | -                            | -            | -                 | -        | -                         | -                  | -                   | -                              | -        | -          |
| Exterior leakage not reported .....                        | .1                   | -      | .1     | -                            | -            | -                 | -        | -                         | .1                 | -                   | .1                             | -        | -          |
| <b>Overall Opinion of Structure</b>                        |                      |        |        |                              |              |                   |          |                           |                    |                     |                                |          |            |
| 1 (worst) .....  | -                    | -      | -      | -                            | -            | -                 | -        | -                         | -                  | -                   | -                              | -        | -          |
| 2 .....  | -                    | -      | -      | -                            | -            | -                 | -        | -                         | -                  | -                   | -                              | -        | -          |
| 3 .....  | .3                   | -      | .3     | -                            | -            | -                 | .2       | -                         | .1                 | .2                  | .3                             | -        | -          |
| 4 .....  | .1                   | -      | .1     | -                            | -            | .1                | -        | -                         | -                  | .1                  | .1                             | -        | -          |
| 5 .....  | 2.0                  | .7     | 1.3    | -                            | -            | .1                | .1       | .3                        | .6                 | .8                  | 1.7                            | -        | .3         |
| 6 .....  | .6                   | .4     | .3     | -                            | -            | .1                | -        | -                         | .1                 | .3                  | .5                             | .2       | -          |
| 7 .....  | 1.9                  | .4     | 1.5    | -                            | -            | -                 | .1       | -                         | .6                 | .5                  | 1.2                            | .4       | .3         |
| 8 .....  | 3.4                  | 1.6    | 1.7    | -                            | -            | -                 | -        | .1                        | .9                 | .4                  | 2.0                            | .8       | .5         |
| 9 .....  | 1.4                  | .8     | .5     | -                            | -            | .1                | -        | .2                        | .5                 | -                   | .7                             | .4       | .2         |
| 10 (best) .....  | 3.7                  | 1.4    | 2.3    | -                            | -            | -                 | -        | -                         | 1.0                | 1.0                 | 2.4                            | .1       | 1.0        |
| Not reported .....   | .2                   | -      | .2     | -                            | -            | -                 | -        | -                         | -                  | .1                  | -                              | .1       | -          |
| <b>Selected Physical Problems</b>                          |                      |        |        |                              |              |                   |          |                           |                    |                     |                                |          |            |
| Severe physical problems <sup>2</sup> .....                | .5                   | -      | .5     | -                            | -            | .5                | -        | -                         | .3                 | .4                  | .5                             | -        | -          |
| Plumbing .....   | .1                   | -      | .1     | -                            | -            | .1                | -        | -                         | .1                 | .1                  | .1                             | -        | -          |
| Heating .....  | .3                   | -      | .3     | -                            | -            | .3                | -        | -                         | -                  | .3                  | .3                             | -        | -          |
| Electric .....   | .1                   | -      | .1     | -                            | -            | .1                | -        | -                         | .1                 | -                   | .1                             | -        | -          |
| Upkeep .....   | -                    | -      | -      | -                            | -            | -                 | -        | -                         | -                  | -                   | -                              | -        | -          |
| Hallways .....   | -                    | -      | -      | -                            | -            | -                 | -        | -                         | -                  | -                   | -                              | -        | -          |
| Moderate physical problems <sup>2</sup> .....              | .4                   | -      | .4     | -                            | -            | -                 | .4       | -                         | .1                 | .3                  | .4                             | -        | -          |
| Plumbing .....   | -                    | -      | -      | -                            | -            | -                 | -        | -                         | -                  | -                   | -                              | -        | -          |
| Heating .....  | -                    | -      | -      | -                            | -            | -                 | -        | -                         | -                  | -                   | -                              | -        | -          |
| Upkeep .....   | .4                   | -      | .4     | -                            | -            | -                 | .4       | -                         | .1                 | .3                  | .4                             | -        | -          |
| Hallways .....   | -                    | -      | -      | -                            | -            | -                 | -        | -                         | -                  | -                   | -                              | -        | -          |
| Kitchen .....  | -                    | -      | -      | -                            | -            | -                 | -        | -                         | -                  | -                   | -                              | -        | -          |

<sup>1</sup>See back cover for details.

<sup>2</sup>Figures may not add to total because more than one category may apply to a unit.

<sup>3</sup>Two or more units of any tenure in the structure.

**Table 6-8. Neighborhood - Occupied Units with Hispanic Householder**

[Numbers in thousands. ... means not applicable or sample too small. - means zero or rounds to zero.]

| Characteristics  | Total occupied units | Tenure |        | Housing unit characteristics |              |                   | Household characteristics |               |                    | Selected subareas <sup>1</sup> |          |          |            |
|--|----------------------|--------|--------|------------------------------|--------------|-------------------|---------------------------|---------------|--------------------|--------------------------------|----------|----------|------------|
|  |                      | Owner  | Renter | New construction 4 yrs       | Mobile homes | Physical problems |                           | Elderly (65+) | Moved in past year | Below poverty level            | Area one | Area two | Area three |
|  |                      |        |        |                              |              | Severe            | Moderate                  |               |                    |                                |          |          |            |
| <b>Total</b>   | 13.6                 | 5.3    | 8.4    | -                            | -            | .5                | .4                        | .8            | 4.0                | 3.3                            | 8.9      | 2.1      | 2.3        |
| <b>Overall Opinion of Neighborhood</b>                     |                      |        |        |                              |              |                   |                           |               |                    |                                |          |          |            |
| 1 (worst)  | .3                   | -      | .3     | -                            | -            | -                 | -                         | -             | .2                 | -                              | .3       | -        | -          |
| 2  | .3                   | .2     | .1     | -                            | -            | -                 | -                         | -             | -                  | -                              | .3       | -        | -          |
| 3  | .4                   | -      | .4     | -                            | -            | .1                | -                         | -             | .2                 | .1                             | .4       | -        | -          |
| 4  | .8                   | .3     | .5     | -                            | -            | -                 | -                         | .1            | .5                 | .4                             | .6       | -        | .1         |
| 5  | 1.5                  | .5     | .9     | -                            | -            | -                 | .1                        | .1            | .7                 | -                              | 1.5      | -        | -          |
| 6  | .9                   | .1     | .8     | -                            | -            | -                 | -                         | -             | .4                 | .4                             | .5       | .1       | .3         |
| 7  | 1.6                  | .8     | .8     | -                            | -            | -                 | .2                        | -             | .2                 | .3                             | 1.4      | -        | .2         |
| 8  | 2.7                  | 1.5    | 1.2    | -                            | -            | .1                | -                         | .3            | .2                 | .6                             | 1.4      | .8       | .5         |
| 9  | 1.3                  | .8     | .5     | -                            | -            | -                 | -                         | -             | .2                 | .2                             | .4       | .6       | .4         |
| 10 (best)  | 3.7                  | 1.0    | 2.7    | -                            | -            | .3                | .1                        | -             | 1.3                | 1.2                            | 2.2      | .8       | .8         |
| No neighborhood  | -                    | -      | -      | -                            | -            | -                 | -                         | -             | -                  | -                              | -        | -        | -          |
| Not reported   | .2                   | -      | .2     | -                            | -            | -                 | -                         | -             | -                  | .1                             | -        | .1       | -          |
| <b>Neighborhood Conditions</b>                             |                      |        |        |                              |              |                   |                           |               |                    |                                |          |          |            |
| With neighborhood  | 13.4                 | 5.3    | 8.1    | -                            | -            | .5                | .4                        | .6            | 4.0                | 3.2                            | 8.9      | 2.0      | 2.3        |
| No problems  | 6.9                  | 2.8    | 4.1    | -                            | -            | .3                | .1                        | -             | 2.1                | 1.5                            | 4.1      | 1.6      | 1.1        |
| With problems <sup>2</sup>                                 | 6.5                  | 2.4    | 4.0    | -                            | -            | .3                | .3                        | .6            | 1.8                | 1.8                            | 4.8      | .4       | 1.2        |
| Crime  | 1.1                  | .5     | .6     | -                            | -            | -                 | -                         | -             | .4                 | -                              | 1.1      | -        | -          |
| Noise  | 2.3                  | .7     | 1.6    | -                            | -            | .1                | .3                        | .3            | .8                 | .9                             | 2.0      | .3       | -          |
| Traffic  | 1.7                  | .4     | 1.3    | -                            | -            | -                 | .1                        | -             | .7                 | .5                             | 1.4      | -        | .3         |
| Litter or housing deterioration                            | .7                   | .3     | .4     | -                            | -            | -                 | -                         | .3            | .1                 | .1                             | .6       | -        | .1         |
| Poor city or county services                               | .4                   | .1     | .3     | -                            | -            | -                 | -                         | .1            | -                  | .1                             | .3       | .1       | -          |
| Undesirable commercial, institutional, industrial          | .4                   | .1     | .3     | -                            | -            | -                 | .1                        | -             | -                  | -                              | .4       | -        | -          |
| People   | 3.8                  | 1.0    | 2.7    | -                            | -            | .3                | .3                        | .3            | 1.2                | 1.5                            | 3.1      | -        | .7         |
| Other  | 1.1                  | .7     | .4     | -                            | -            | -                 | -                         | .1            | .2                 | -                              | .6       | .1       | .4         |
| Type of problem not reported                               | -                    | -      | -      | -                            | -            | -                 | -                         | -             | -                  | -                              | -        | -        | -          |
| Presence of problems not reported                          | -                    | -      | -      | -                            | -            | -                 | -                         | -             | -                  | -                              | -        | -        | -          |
| <b>Description of Area Within 300 Feet<sup>2</sup></b>     |                      |        |        |                              |              |                   |                           |               |                    |                                |          |          |            |
| Single-family detached houses                              | 10.2                 | 4.5    | 5.7    | -                            | -            | .5                | .3                        | .8            | 2.8                | 1.8                            | 6.1      | 1.8      | 2.2        |
| Only single-family detached                                | .9                   | .7     | .1     | -                            | -            | -                 | -                         | .1            | -                  | .1                             | .9       | -        | -          |
| Single-family attached or 1 to 3 story multiunit           | 9.8                  | 2.5    | 7.3    | -                            | -            | .5                | .4                        | .4            | 3.6                | 3.1                            | 7.3      | 1.4      | 1.0        |
| 4 to 6 story multiunit                                     | .6                   | -      | .6     | -                            | -            | -                 | -                         | -             | .4                 | .2                             | .6       | -        | -          |
| 7 stories or more multiunit                                | .5                   | -      | .5     | -                            | -            | -                 | -                         | -             | .4                 | .2                             | .5       | -        | -          |
| Mobile homes   | -                    | -      | -      | -                            | -            | -                 | -                         | -             | -                  | -                              | -        | -        | -          |
| Residential parking lots                                   | 6.7                  | 1.3    | 5.4    | -                            | -            | .4                | .3                        | .4            | 2.5                | 2.2                            | 5.4      | .5       | .6         |
| Commercial, institutional, or industrial                   | 1.8                  | .3     | 1.5    | -                            | -            | .1                | -                         | -             | .7                 | .5                             | 1.1      | .4       | .3         |
| Body of water  | -                    | -      | -      | -                            | -            | -                 | -                         | -             | -                  | -                              | -        | -        | -          |
| Open space, park, woods, farm, or ranch                    | 2.6                  | .9     | 1.7    | -                            | -            | .1                | -                         | -             | .8                 | .9                             | 1.2      | .6       | .7         |
| 4+ lane highway, railroad, or airport                      | 1.5                  | .3     | 1.2    | -                            | -            | .1                | -                         | .1            | .1                 | .4                             | .9       | .4       | -          |
| Other  | .8                   | .2     | .4     | -                            | -            | .1                | -                         | -             | -                  | .1                             | .6       | -        | -          |
| Not observed or not reported                               | 1.0                  | .6     | .4     | -                            | -            | .1                | -                         | -             | -                  | .1                             | 1.0      | -        | -          |
| <b>Age of Other Residential Buildings Within 300 Feet</b>  |                      |        |        |                              |              |                   |                           |               |                    |                                |          |          |            |
| Older  | .2                   | -      | .2     | -                            | -            | -                 | -                         | -             | .1                 | .1                             | .1       | .1       | -          |
| About the same   | 11.6                 | 4.5    | 7.1    | -                            | -            | .5                | .4                        | .4            | 3.5                | 2.8                            | 7.7      | 1.5      | 2.2        |
| Newer  | .2                   | .2     | -      | -                            | -            | -                 | -                         | -             | -                  | -                              | .2       | .3       | .1         |
| Very mixed   | 1.2                  | .2     | 1.0    | -                            | -            | -                 | -                         | .2            | .4                 | .4                             | .6       | .3       | .1         |
| No other residential buildings                             | -                    | -      | -      | -                            | -            | -                 | -                         | -             | -                  | -                              | -        | -        | -          |
| Not reported   | .4                   | .4     | -      | -                            | -            | -                 | -                         | -             | -                  | -                              | .4       | -        | -          |
| <b>Mobile Homes in Group</b>                               |                      |        |        |                              |              |                   |                           |               |                    |                                |          |          |            |
| Mobile homes   | -                    | -      | -      | -                            | -            | -                 | -                         | -             | -                  | -                              | -        | -        | -          |
| 1 to 6   | -                    | -      | -      | -                            | -            | -                 | -                         | -             | -                  | -                              | -        | -        | -          |
| 7 to 20  | -                    | -      | -      | -                            | -            | -                 | -                         | -             | -                  | -                              | -        | -        | -          |
| 21 or more   | -                    | -      | -      | -                            | -            | -                 | -                         | -             | -                  | -                              | -        | -        | -          |
| <b>Other Buildings Vandalized or With Interior Exposed</b> |                      |        |        |                              |              |                   |                           |               |                    |                                |          |          |            |
| None   | 12.7                 | 4.9    | 7.9    | -                            | -            | .3                | .4                        | .6            | 3.7                | 2.8                            | 8.0      | 2.1      | 2.3        |
| 1 building   | .1                   | -      | .1     | -                            | -            | -                 | -                         | -             | .1                 | .1                             | .1       | -        | -          |
| More than 1 building                                       | .4                   | -      | .4     | -                            | -            | .3                | -                         | -             | .1                 | .4                             | .4       | -        | -          |
| No buildings within 300 feet                               | -                    | -      | -      | -                            | -            | -                 | -                         | -             | -                  | -                              | -        | -        | -          |
| Not reported   | .4                   | .4     | -      | -                            | -            | -                 | -                         | -             | -                  | -                              | .4       | -        | -          |
| <b>Bars on Windows of Buildings</b>                        |                      |        |        |                              |              |                   |                           |               |                    |                                |          |          |            |
| With other buildings within 300 feet                       | 13.2                 | 4.9    | 8.4    | -                            | -            | .5                | .4                        | .6            | 4.0                | 3.3                            | 8.5      | 2.1      | 2.3        |
| No bars on windows   | 12.9                 | 4.9    | 8.1    | -                            | -            | .5                | .4                        | .6            | 3.7                | 3.2                            | 8.2      | 2.1      | 2.3        |
| 1 building with bars                                       | .3                   | -      | .3     | -                            | -            | -                 | -                         | -             | .3                 | .1                             | .3       | -        | -          |
| 2 or more buildings with bars                              | -                    | -      | -      | -                            | -            | -                 | -                         | -             | -                  | -                              | -        | -        | -          |
| Not reported   | -                    | -      | -      | -                            | -            | -                 | -                         | -             | -                  | -                              | -        | -        | -          |
| <b>Condition of Streets</b>                                |                      |        |        |                              |              |                   |                           |               |                    |                                |          |          |            |
| No repairs needed  | 11.9                 | 4.2    | 7.7    | -                            | -            | .5                | .4                        | .6            | 3.9                | 3.2                            | 8.0      | 1.6      | 2.0        |
| Minor repairs needed                                       | 1.1                  | .5     | .6     | -                            | -            | -                 | -                         | -             | .1                 | .2                             | .6       | .3       | .3         |
| Major repairs needed                                       | .2                   | .2     | -      | -                            | -            | -                 | -                         | -             | -                  | -                              | -        | .2       | -          |
| No streets within 300 feet                                 | -                    | -      | -      | -                            | -            | -                 | -                         | -             | -                  | -                              | -        | -        | -          |
| Not reported   | .4                   | .4     | -      | -                            | -            | -                 | -                         | -             | -                  | -                              | .4       | -        | -          |
| <b>Trash, Litter, or Junk on Streets or any Properties</b> |                      |        |        |                              |              |                   |                           |               |                    |                                |          |          |            |
| None   | 9.4                  | 3.7    | 5.7    | -                            | -            | .3                | .3                        | .4            | 2.3                | 2.2                            | 5.3      | 1.8      | 2.1        |
| Minor accumulation   | 3.6                  | 1.2    | 2.4    | -                            | -            | .3                | .1                        | .1            | 1.5                | .9                             | 3.0      | .3       | .2         |
| Major accumulation   | .2                   | .2     | -      | -                            | -            | -                 | -                         | -             | .1                 | .2                             | .2       | -        | -          |
| Not reported   | .4                   | .4     | -      | -                            | -            | -                 | -                         | -             | -                  | -                              | .4       | -        | -          |

<sup>1</sup>See back cover for details.

<sup>2</sup>Figures may not add to total because more than one category may apply to a unit.

**Table 6-9. Household Composition - Occupied Units with Hispanic Householder**

[Numbers in thousands. ... means not applicable or sample too small. - means zero or rounds to zero.]

| Characteristics                                      | Total occupied units | Tenure |        | Housing unit characteristics |              |                   |          | Household characteristics |                    |                     | Selected subareas <sup>1</sup> |          |            |
|--|----------------------|--------|--------|------------------------------|--------------|-------------------|----------|---------------------------|--------------------|---------------------|--------------------------------|----------|------------|
|  |                      | Owner  | Renter | New construction 4 yrs       | Mobile homes | Physical problems |          | Elderly (65+)             | Moved in past year | Below poverty level | Area one                       | Area two | Area three |
|  |                      |        |        |                              |              | Severe            | Moderate |                           |                    |                     |                                |          |            |
| Population in housing units                          | 48.2                 | 20.8   | 27.3   | -                            | -            | 1.4               | 2.1      | 1.4                       | 12.6               | 13.3                | 35.6                           | 4.3      | 7.5        |
| Total  | 13.6                 | 5.3    | 8.4    | -                            | -            | .5                | .4       | .8                        | 4.0                | 3.3                 | 8.9                            | 2.1      | 2.3        |
| <b>Persons</b>                                       |                      |        |        |                              |              |                   |          |                           |                    |                     |                                |          |            |
| 1 person   | 1.5                  | .1     | 1.4    | -                            | -            | .1                | -        | -                         | .4                 | .5                  | .4                             | .9       | .2         |
| 2 persons  | 3.0                  | 1.1    | 1.9    | -                            | -            | .1                | -        | .4                        | 1.3                | .2                  | 1.8                            | .8       | .2         |
| 3 persons  | 2.6                  | 1.1    | 1.4    | -                            | -            | -                 | -        | -                         | .8                 | -                   | 1.6                            | -        | 1.0        |
| 4 persons  | 3.6                  | 1.4    | 2.1    | -                            | -            | .3                | .1       | .1                        | .7                 | 1.4                 | 2.5                            | .2       | .7         |
| 5 persons  | 1.2                  | .6     | .6     | -                            | -            | -                 | -        | -                         | .6                 | .6                  | .8                             | .2       | .2         |
| 6 persons  | .9                   | .5     | .5     | -                            | -            | -                 | .2       | -                         | .1                 | .4                  | .9                             | -        | -          |
| 7 persons or more                                    | .9                   | .4     | .5     | -                            | -            | -                 | -        | -                         | .1                 | .2                  | .9                             | -        | -          |
| Median   | 3.4                  | 3.7    | 3.1    | -                            | -            | -                 | -        | -                         | 2.9                | -                   | 3.8                            | -        | -          |
| <b>Number of Single Children Under 18 Years Old</b>  |                      |        |        |                              |              |                   |          |                           |                    |                     |                                |          |            |
| None   | 5.3                  | 1.8    | 3.5    | -                            | -            | .1                | -        | .4                        | 1.5                | .5                  | 2.4                            | 1.7      | .9         |
| 1  | 2.4                  | .9     | 1.5    | -                            | -            | .1                | -        | -                         | 1.0                | .1                  | 1.6                            | -        | .8         |
| 2  | 2.4                  | 1.1    | 1.3    | -                            | -            | -                 | -        | .1                        | .7                 | 1.0                 | 1.8                            | .2       | .4         |
| 3  | 2.1                  | .9     | 1.2    | -                            | -            | .3                | .1       | -                         | .5                 | 1.2                 | 1.7                            | .2       | .2         |
| 4  | .7                   | .3     | .4     | -                            | -            | -                 | .2       | -                         | .1                 | .4                  | .7                             | -        | -          |
| 5  | .2                   | -      | .2     | -                            | -            | -                 | -        | -                         | .1                 | .1                  | .2                             | -        | -          |
| 6 or more  | .4                   | .3     | .1     | -                            | -            | -                 | -        | -                         | -                  | .1                  | .4                             | -        | -          |
| Median   | 1.1                  | 1.5    | .9     | -                            | -            | -                 | -        | -                         | 1.0                | -                   | 1.7                            | -        | -          |
| <b>Persons 65 Years Old and Over</b>                 |                      |        |        |                              |              |                   |          |                           |                    |                     |                                |          |            |
| None   | 12.8                 | 4.7    | 8.1    | -                            | -            | .5                | .4       | -                         | 4.0                | 3.2                 | 8.3                            | 1.9      | 2.3        |
| 1 person   | .8                   | .5     | .3     | -                            | -            | -                 | -        | .6                        | -                  | .1                  | .6                             | .2       | -          |
| 2 persons or more                                    | -                    | -      | -      | -                            | -            | -                 | -        | -                         | -                  | -                   | -                              | -        | -          |
| <b>Age of Householder</b>                            |                      |        |        |                              |              |                   |          |                           |                    |                     |                                |          |            |
| Under 25 years                                       | 1.8                  | .1     | 1.7    | -                            | -            | .1                | -        | -                         | 1.1                | .7                  | 1.2                            | .2       | .2         |
| 25 to 29   | 2.3                  | .9     | 2.0    | -                            | -            | .1                | .1       | -                         | 1.3                | .4                  | 1.8                            | .4       | -          |
| 30 to 34   | 1.7                  | .5     | 1.2    | -                            | -            | -                 | .2       | -                         | .5                 | .5                  | 1.4                            | .1       | .1         |
| 35 to 44   | 4.6                  | 2.6    | 2.0    | -                            | -            | .1                | .1       | -                         | .8                 | 1.3                 | 2.9                            | .6       | 1.2        |
| 45 to 54   | 1.8                  | .7     | .9     | -                            | -            | -                 | -        | -                         | .1                 | .2                  | .7                             | -        | .8         |
| 55 to 64   | 1.0                  | .7     | .2     | -                            | -            | -                 | -        | -                         | .1                 | .1                  | .4                             | .6       | -          |
| 65 to 74   | .6                   | .3     | .3     | -                            | -            | -                 | -        | .6                        | -                  | .1                  | .4                             | .2       | -          |
| 75 years and over                                    | -                    | -      | -      | -                            | -            | -                 | -        | -                         | -                  | -                   | -                              | -        | -          |
| Median   | 37                   | 42     | 32     | -                            | -            | -                 | -        | -                         | 28                 | -                   | 35                             | -        | -          |
| <b>Household Composition by Age of Householder</b>   |                      |        |        |                              |              |                   |          |                           |                    |                     |                                |          |            |
| 2-or-more person households                          | 12.1                 | 5.1    | 7.0    | -                            | -            | .4                | .4       | .8                        | 3.5                | 2.8                 | 8.5                            | 1.2      | 2.2        |
| Married-couple families, no nonrelatives             | 7.7                  | 4.4    | 3.3    | -                            | -            | -                 | .3       | .3                        | 1.5                | 1.4                 | 4.8                            | 1.1      | 1.9        |
| Under 25 years                                       | .5                   | -      | .5     | -                            | -            | -                 | -        | -                         | .4                 | .2                  | .2                             | .1       | .1         |
| 25 to 29 years                                       | 1.1                  | .3     | .8     | -                            | -            | -                 | .1       | -                         | .3                 | .2                  | .9                             | .2       | -          |
| 30 to 34 years                                       | .8                   | .5     | .3     | -                            | -            | -                 | -        | -                         | .1                 | -                   | .8                             | -        | -          |
| 35 to 44 years                                       | 3.4                  | 2.3    | 1.1    | -                            | -            | -                 | .1       | -                         | .7                 | .8                  | 1.9                            | .4       | 1.2        |
| 45 to 64 years                                       | 1.6                  | 1.1    | .5     | -                            | -            | -                 | -        | -                         | .1                 | -                   | .6                             | .2       | .6         |
| 65 years and over                                    | .3                   | .2     | .1     | -                            | -            | -                 | .3       | -                         | -                  | .1                  | .1                             | .2       | -          |
| Other male householder                               | 1.3                  | .1     | 1.2    | -                            | -            | -                 | .1       | .6                        | -                  | .1                  | 1.0                            | -        | .2         |
| Under 45 years                                       | 1.1                  | .1     | 1.0    | -                            | -            | -                 | -        | .5                        | -                  | -                   | .7                             | -        | .2         |
| 45 to 64 years                                       | .1                   | .1     | .1     | -                            | -            | -                 | -        | .1                        | -                  | -                   | .1                             | -        | -          |
| 65 years and over                                    | .1                   | .1     | .1     | -                            | -            | -                 | .1       | .1                        | -                  | -                   | .1                             | -        | -          |
| Other female householder                             | 3.1                  | .6     | 2.4    | -                            | -            | .4                | .2       | .1                        | 1.5                | 1.4                 | 3.0                            | .1       | -          |
| Under 45 years                                       | 2.6                  | .3     | 2.4    | -                            | -            | .4                | .2       | -                         | 1.5                | 1.4                 | 2.6                            | .1       | -          |
| 45 to 64 years                                       | .2                   | .2     | -      | -                            | -            | -                 | -        | -                         | -                  | -                   | .2                             | -        | -          |
| 65 years and over                                    | .1                   | .1     | -      | -                            | -            | -                 | -        | .1                        | -                  | -                   | .1                             | -        | -          |
| 1-person households                                  | 1.5                  | .1     | 1.4    | -                            | -            | .1                | -        | -                         | .4                 | .5                  | .4                             | .9       | .2         |
| Male householder                                     | .8                   | -      | .8     | -                            | -            | .1                | -        | -                         | .4                 | .1                  | .1                             | .7       | -          |
| Under 45 years                                       | .7                   | -      | .7     | -                            | -            | .1                | -        | -                         | .2                 | .1                  | .1                             | .6       | -          |
| 45 to 64 years                                       | .1                   | -      | .1     | -                            | -            | -                 | -        | -                         | .1                 | -                   | .1                             | .1       | -          |
| 65 years and over                                    | -                    | -      | -      | -                            | -            | -                 | -        | -                         | -                  | -                   | -                              | -        | -          |
| Female householder                                   | .7                   | .1     | .6     | -                            | -            | -                 | -        | -                         | -                  | .4                  | .3                             | .2       | .2         |
| Under 45 years                                       | .1                   | .1     | .1     | -                            | -            | -                 | -        | -                         | -                  | .1                  | .1                             | .1       | -          |
| 45 to 64 years                                       | .5                   | .1     | .4     | -                            | -            | -                 | -        | -                         | -                  | .3                  | .2                             | .2       | .2         |
| 65 years and over                                    | -                    | -      | -      | -                            | -            | -                 | -        | -                         | -                  | -                   | -                              | -        | -          |
| <b>Adults and Single Children Under 18 Years Old</b> |                      |        |        |                              |              |                   |          |                           |                    |                     |                                |          |            |
| Total households with children                       | 8.3                  | 3.5    | 4.8    | -                            | -            | .4                | .4       | .1                        | 2.4                | 2.8                 | 6.5                            | .4       | 1.4        |
| Married couples                                      | 6.0                  | 3.2    | 2.8    | -                            | -            | -                 | .3       | .1                        | 1.5                | 1.4                 | 4.4                            | .4       | 1.3        |
| One child under 6 only                               | .8                   | .2     | .6     | -                            | -            | -                 | -        | -                         | .3                 | -                   | .7                             | -        | .1         |
| One under 6, one or more 6 to 17                     | .9                   | .5     | .4     | -                            | -            | -                 | .1       | -                         | .2                 | .2                  | .9                             | -        | -          |
| Two or more under 6 only                             | .5                   | .1     | .4     | -                            | -            | -                 | .1       | -                         | .2                 | .4                  | .5                             | -        | -          |
| Two or more under 6, one or more 6 to 17             | .8                   | .5     | .4     | -                            | -            | -                 | -        | -                         | .2                 | .2                  | .8                             | -        | -          |
| One or more 6 to 17 only                             | 3.0                  | 1.9    | 1.1    | -                            | -            | -                 | -        | .1                        | .4                 | .6                  | 1.5                            | .4       | 1.2        |
| Other households with two or more adults             | .8                   | -      | .8     | -                            | -            | -                 | .2       | -                         | .2                 | .4                  | .6                             | -        | .1         |
| One child under 6 only                               | .2                   | -      | .2     | -                            | -            | -                 | -        | -                         | -                  | -                   | .2                             | -        | -          |
| One under 6, one or more 6 to 17                     | .2                   | -      | .2     | -                            | -            | -                 | .2       | -                         | -                  | .2                  | .2                             | -        | -          |
| Two or more under 6 only                             | -                    | -      | -      | -                            | -            | -                 | -        | -                         | -                  | -                   | -                              | -        | -          |
| Two or more under 6, one or more 6 to 17             | .1                   | -      | .1     | -                            | -            | -                 | -        | -                         | -                  | .1                  | .1                             | -        | -          |
| One or more 6 to 17 only                             | .2                   | -      | .2     | -                            | -            | -                 | -        | -                         | .2                 | .1                  | .1                             | -        | .1         |
| Households with one adult or none                    | 1.6                  | .3     | 1.2    | -                            | -            | .4                | -        | -                         | .7                 | 1.0                 | 1.6                            | -        | -          |
| One child under 6 only                               | .3                   | .1     | .1     | -                            | -            | -                 | -        | -                         | .3                 | .1                  | .3                             | -        | -          |
| One under 6, one or more 6 to 17                     | .2                   | -      | .2     | -                            | -            | -                 | -        | -                         | .2                 | .2                  | .2                             | -        | -          |
| Two or more under 6 only                             | .2                   | -      | .2     | -                            | -            | -                 | -        | -                         | .1                 | .1                  | .2                             | -        | -          |
| Two or more under 6, one or more 6 to 17             | .3                   | -      | .3     | -                            | -            | -                 | .1       | -                         | .3                 | .3                  | .3                             | -        | -          |
| One or more 6 to 17 only                             | .6                   | .2     | .4     | -                            | -            | .3                | -        | -                         | .1                 | .3                  | .6                             | -        | -          |
| Total households with no children                    | 5.3                  | 1.8    | 3.5    | -                            | -            | .1                | -        | .4                        | 1.5                | .5                  | 2.4                            | 1.7      | .9         |
| Married couples                                      | 1.7                  | 1.2    | .5     | -                            | -            | -                 | -        | .2                        | -                  | -                   | .2                             | .7       | .6         |
| Other households with two or more adults             | 2.1                  | .4     | 1.7    | -                            | -            | -                 | -        | .3                        | 1.2                | -                   | 1.8                            | .1       | .1         |
| Households with one adult                            | 1.5                  | .1     | 1.4    | -                            | -            | .1                | -        | -                         | .4                 | .5                  | .4                             | .9       | .2         |

Table 6-9. Household Composition - Occupied Units with Hispanic Householder—Con.

[Numbers in thousands. ... means not applicable or sample too small. - means zero or rounds to zero.]

| Characteristics  | Total occupied units | Tenure |        | Housing unit characteristics |              |                   |          | Household characteristics |                    |                     | Selected subareas <sup>1</sup> |          |            |
|--|----------------------|--------|--------|------------------------------|--------------|-------------------|----------|---------------------------|--------------------|---------------------|--------------------------------|----------|------------|
|  |                      | Owner  | Renter | New construction 4 yrs       | Mobile homes | Physical problems |          | Elderly (65+)             | Moved in past year | Below poverty level | Area one                       | Area two | Area three |
|  |                      |        |        |                              |              | Severe            | Moderate |                           |                    |                     |                                |          |            |
| <b>Own Never Married Children Under 18 Years Old</b>     |                      |        |        |                              |              |                   |          |                           |                    |                     |                                |          |            |
| No own children under 18 years                           | 5.5                  | 1.8    | 3.8    | -                            | -            | -                 | -        | .4                        | 1.7                | .5                  | 2.5                            | 1.7      | 1.0        |
| With own children under 18 years                         | 8.1                  | 3.5    | 4.6    | -                            | -            | .1                | -        | .1                        | 2.3                | 2.8                 | 6.4                            | .4       | 1.3        |
| Under 6 years only                                       | 2.0                  | .4     | 1.6    | -                            | -            | -                 | -        | -                         | 1.0                | .7                  | 1.9                            | -        | .1         |
| 1  | 1.3                  | .3     | 1.0    | -                            | -            | -                 | -        | -                         | .7                 | .2                  | 1.2                            | -        | -          |
| 2  | .5                   | .1     | .4     | -                            | -            | -                 | -        | -                         | .1                 | .2                  | .5                             | -        | -          |
| 3 or more  | .2                   | -      | .4     | -                            | -            | -                 | -        | -                         | .2                 | .2                  | .2                             | -        | -          |
| 6 to 17 years only                                       | 3.8                  | 2.1    | 1.8    | -                            | -            | .3                | .2       | .1                        | .7                 | 1.1                 | 2.3                            | .4       | 1.2        |
| 1  | 1.0                  | .6     | .4     | -                            | -            | .1                | -        | -                         | .3                 | -                   | .5                             | -        | .6         |
| 2  | 1.3                  | .9     | .5     | -                            | -            | -                 | -        | .1                        | .2                 | .4                  | .7                             | .2       | .4         |
| 3 or more  | 1.5                  | .7     | .8     | -                            | -            | .1                | .2       | -                         | .6                 | .7                  | 1.2                            | .2       | .2         |
| Both age groups  | 2.2                  | 1.0    | 1.2    | -                            | -            | .1                | .1       | -                         | .6                 | 1.0                 | 2.2                            | -        | -          |
| 2  | .7                   | .3     | .4     | -                            | -            | -                 | .1       | -                         | .2                 | .2                  | .7                             | -        | -          |
| 3 or more  | 1.5                  | .7     | .9     | -                            | -            | .1                | -        | -                         | .4                 | .8                  | 1.5                            | -        | -          |
| <b>Persons Other Than Spouse or Children<sup>2</sup></b> |                      |        |        |                              |              |                   |          |                           |                    |                     |                                |          |            |
| With other relatives                                     | 3.4                  | 1.3    | 2.1    | -                            | -            | -                 | .2       | .1                        | .8                 | .7                  | 2.4                            | .1       | .6         |
| Single adult offspring 18 to 29                          | 1.8                  | .9     | .9     | -                            | -            | -                 | -        | -                         | .2                 | .4                  | 1.2                            | -        | .5         |
| Single adult offspring 30 years of age or over           | -                    | -      | -      | -                            | -            | -                 | -        | -                         | -                  | -                   | -                              | -        | -          |
| Households with three generations                        | .3                   | -      | .3     | -                            | -            | -                 | .2       | -                         | -                  | .2                  | .3                             | -        | .7         |
| Households with 1 subfamily                              | .6                   | .3     | .3     | -                            | -            | -                 | .2       | -                         | -                  | .3                  | .6                             | -        | -          |
| Subfamily householder age under 30                       | .4                   | .1     | .3     | -                            | -            | -                 | .2       | -                         | -                  | .3                  | .4                             | -        | -          |
| 30 to 64   | .2                   | .2     | -      | -                            | -            | -                 | -        | -                         | -                  | -                   | .2                             | -        | -          |
| 65 and over  | -                    | -      | -      | -                            | -            | -                 | -        | -                         | -                  | -                   | -                              | -        | -          |
| Households with 2 or more subfamilies                    | -                    | -      | -      | -                            | -            | -                 | -        | -                         | -                  | -                   | -                              | -        | -          |
| Households with other types of relatives                 | 1.5                  | .2     | 1.2    | -                            | -            | -                 | .2       | .1                        | .7                 | .2                  | 1.1                            | .1       | .1         |
| With non-relatives                                       | 1.1                  | -      | 1.1    | -                            | -            | -                 | -        | .1                        | .6                 | -                   | 1.0                            | -        | .1         |
| Co-owners or co-renters                                  | .7                   | -      | .7     | -                            | -            | -                 | -        | -                         | .5                 | -                   | .7                             | -        | -          |
| Lodgers  | .1                   | -      | .1     | -                            | -            | -                 | -        | -                         | .1                 | -                   | -                              | -        | .1         |
| Unrelated children, under 18 years old                   | .2                   | -      | .2     | -                            | -            | -                 | -        | -                         | .1                 | -                   | .1                             | -        | .1         |
| Other non-relatives                                      | .3                   | -      | .3     | -                            | -            | -                 | -        | .1                        | -                  | -                   | .3                             | -        | -          |
| One or more secondary families                           | .2                   | -      | .2     | -                            | -            | -                 | -        | -                         | .1                 | -                   | .1                             | -        | .1         |
| 2-person households, none related to each other          | .5                   | -      | .5     | -                            | -            | -                 | -        | .1                        | .2                 | -                   | .5                             | -        | -          |
| 3-8 person households, none related to each other        | .2                   | -      | .2     | -                            | -            | -                 | -        | -                         | .2                 | -                   | .2                             | -        | -          |
| <b>Years of School Completed by Householder</b>          |                      |        |        |                              |              |                   |          |                           |                    |                     |                                |          |            |
| No school years completed                                | .4                   | -      | .4     | -                            | -            | -                 | -        | .1                        | .1                 | .1                  | .1                             | .1       | .1         |
| Elementary:  |                      |        |        |                              |              |                   |          |                           |                    |                     |                                |          |            |
| less than 6 years  | 1.7                  | 1.0    | .7     | -                            | -            | -                 | .3       | .2                        | .4                 | .2                  | 1.4                            | .2       | .1         |
| 8 years  | .5                   | .3     | .1     | -                            | -            | -                 | -        | -                         | -                  | .1                  | .5                             | -        | -          |
| High School:   |                      |        |        |                              |              |                   |          |                           |                    |                     |                                |          |            |
| 1 to 3 years   | 2.5                  | .5     | 2.0    | -                            | -            | .3                | -        | .1                        | 1.1                | 1.2                 | 1.8                            | .2       | .3         |
| 4 years  | 5.5                  | 2.2    | 3.3    | -                            | -            | .3                | .2       | -                         | 1.5                | 1.4                 | 3.1                            | .7       | 1.5        |
| College:   |                      |        |        |                              |              |                   |          |                           |                    |                     |                                |          |            |
| 1 to 3 years   | 1.9                  | .5     | 1.4    | -                            | -            | -                 | -        | .1                        | .8                 | .2                  | 1.4                            | .5       | -          |
| 4 years or more  | 1.2                  | .7     | .5     | -                            | -            | -                 | -        | -                         | .1                 | -                   | .6                             | .4       | .2         |
| Median   | 12.3                 | 12.4   | 12.3   | -                            | -            | -                 | -        | -                         | 12.3               | -                   | 12.2                           | -        | -          |
| <b>Year Householder Moved Into Unit</b>                  |                      |        |        |                              |              |                   |          |                           |                    |                     |                                |          |            |
| 1990 to 1994   | -                    | -      | -      | -                            | -            | -                 | -        | -                         | -                  | -                   | -                              | -        | -          |
| 1985 to 1989   | 6.3                  | 1.2    | 7.1    | -                            | -            | .5                | .4       | .1                        | 4.0                | 2.9                 | 6.3                            | 1.3      | .6         |
| 1980 to 1984   | 2.1                  | 1.0    | 1.2    | -                            | -            | -                 | -        | .1                        | -                  | .4                  | 1.2                            | .2       | .8         |
| 1975 to 1979   | 1.9                  | 1.9    | -      | -                            | -            | -                 | -        | .2                        | -                  | -                   | .9                             | .6       | .4         |
| 1970 to 1974   | .5                   | .5     | -      | -                            | -            | -                 | -        | .1                        | -                  | -                   | .3                             | -        | .2         |
| 1960 to 1969   | .5                   | .4     | .1     | -                            | -            | -                 | -        | -                         | -                  | -                   | -                              | -        | .4         |
| 1950 to 1959   | .2                   | .2     | -      | -                            | -            | -                 | -        | -                         | -                  | -                   | .2                             | -        | -          |
| 1940 to 1949   | -                    | -      | -      | -                            | -            | -                 | -        | -                         | -                  | -                   | -                              | -        | -          |
| 1939 or earlier  | -                    | -      | -      | -                            | -            | -                 | -        | -                         | -                  | -                   | -                              | -        | -          |
| Median   | 1985+                | 1979   | 1985+  | -                            | -            | -                 | -        | -                         | -                  | -                   | 1985+                          | -        | -          |
| <b>Household Moves and Formation in Last Year</b>        |                      |        |        |                              |              |                   |          |                           |                    |                     |                                |          |            |
| Total with a move in last year                           | 4.5                  | .1     | 4.3    | -                            | -            | .3                | .1       | -                         | 4.0                | 1.7                 | 3.5                            | .4       | .6         |
| Household all moved here from one unit                   | 3.1                  | .1     | 3.0    | -                            | -            | .3                | .1       | -                         | 3.1                | 1.3                 | 2.4                            | .2       | .4         |
| Householder of previous unit did not move here           | .7                   | .1     | .6     | -                            | -            | -                 | -        | -                         | .7                 | .2                  | .4                             | .2       | .1         |
| Householder of previous unit moved here                  | 2.3                  | -      | 2.3    | -                            | -            | .3                | .1       | -                         | 2.3                | 1.0                 | 1.9                            | -        | .3         |
| Householder of previous unit not reported                | .1                   | -      | .1     | -                            | -            | -                 | -        | -                         | .1                 | .1                  | .1                             | -        | -          |
| Household moved here from two or more units              | .4                   | -      | .4     | -                            | -            | -                 | -        | -                         | .4                 | .2                  | .2                             | .1       | -          |
| No previous householder moved here                       | .1                   | -      | .1     | -                            | -            | -                 | -        | -                         | .1                 | -                   | .1                             | -        | -          |
| 1 previous householder moved here                        | -                    | -      | -      | -                            | -            | -                 | -        | -                         | -                  | -                   | -                              | -        | -          |
| 2 or more previous householders moved here               | .2                   | -      | .2     | -                            | -            | -                 | -        | -                         | .2                 | -                   | .1                             | .1       | -          |
| Previous householder(s) not reported                     | -                    | -      | -      | -                            | -            | -                 | -        | -                         | -                  | -                   | -                              | -        | -          |
| Some already here, rest moved in                         | 1.0                  | -      | 1.0    | -                            | -            | -                 | -        | -                         | .6                 | .4                  | .8                             | -        | .1         |
| No previous householder moved here                       | .1                   | -      | .1     | -                            | -            | -                 | -        | -                         | .1                 | -                   | .1                             | -        | -          |
| 1 or more previous householders moved here               | .7                   | -      | .7     | -                            | -            | -                 | -        | -                         | .5                 | .4                  | .6                             | -        | .1         |
| Previous householder(s) not reported                     | .1                   | -      | .1     | -                            | -            | -                 | -        | -                         | .1                 | -                   | .1                             | -        | -          |
| Number of previous units not reported                    | -                    | -      | -      | -                            | -            | -                 | -        | -                         | -                  | -                   | -                              | -        | -          |

<sup>1</sup>See back cover for details.

<sup>2</sup>Figures may not add to total because more than one category may apply.

**Table 6-10. Previous Unit of Recent Movers - Occupied Units with Hispanic Householder**

[Numbers in thousands. ... means not applicable or sample too small. - means zero or rounds to zero.]

| Characteristics  | Total occupied units | Tenure |        | Housing unit characteristics |              |                   |          | Household characteristics |                    |                     | Selected subareas <sup>1</sup> |          |            |  |
|--|----------------------|--------|--------|------------------------------|--------------|-------------------|----------|---------------------------|--------------------|---------------------|--------------------------------|----------|------------|--|
|  |                      | Owner  | Renter | New construction 4 yrs       | Mobile homes | Physical problems |          | Elderly (65+)             | Moved in past year | Below poverty level | Area one                       | Area two | Area three |  |
|  |                      |        |        |                              |              | Severe            | Moderate |                           |                    |                     |                                |          |            |  |
| <b>UNITS WHERE HOUSEHOLDER MOVED DURING PAST YEAR</b>          |                      |        |        |                              |              |                   |          |                           |                    |                     |                                |          |            |  |
| Total .....  | 4.0                  | .1     | 3.8    | -                            | -            | .3                | .1       | -                         | 4.0                | 1.6                 | 3.0                            | .4       | .6         |  |
| <b>Location of Previous Unit</b>                               |                      |        |        |                              |              |                   |          |                           |                    |                     |                                |          |            |  |
| Inside same (P)MSA .....                                       | 3.3                  | .1     | 3.2    | -                            | -            | .3                | -        | -                         | 3.3                | 1.2                 | 2.4                            | .4       | .6         |  |
| In central city(s) .....                                       | 2.5                  | .1     | 2.4    | -                            | -            | .3                | -        | -                         | 2.5                | 1.2                 | 2.4                            | .1       | .6         |  |
| Not in central city(s) .....                                   | .8                   | -      | .8     | -                            | -            | -                 | -        | -                         | .8                 | -                   | -                              | .2       | -          |  |
| Inside different (P)MSA in same state .....                    | -                    | -      | -      | -                            | -            | -                 | -        | -                         | -                  | -                   | -                              | -        | -          |  |
| In central city(s) .....                                       | -                    | -      | -      | -                            | -            | -                 | -        | -                         | -                  | -                   | -                              | -        | -          |  |
| Not in central city(s) .....                                   | -                    | -      | -      | -                            | -            | -                 | -        | -                         | -                  | -                   | -                              | -        | -          |  |
| Inside different (P)MSA in different state .....               | .4                   | -      | .4     | -                            | -            | -                 | .1       | -                         | .4                 | .1                  | .4                             | -        | -          |  |
| In central city(s) .....                                       | .4                   | -      | .4     | -                            | -            | -                 | .1       | -                         | .4                 | .1                  | .4                             | -        | -          |  |
| Not in central city(s) .....                                   | -                    | -      | -      | -                            | -            | -                 | -        | -                         | -                  | -                   | -                              | -        | -          |  |
| Outside any metropolitan area .....                            | -                    | -      | -      | -                            | -            | -                 | -        | -                         | -                  | -                   | -                              | -        | -          |  |
| Same state .....   | -                    | -      | -      | -                            | -            | -                 | -        | -                         | -                  | -                   | -                              | -        | -          |  |
| Different state .....  | -                    | -      | -      | -                            | -            | -                 | -        | -                         | -                  | -                   | -                              | -        | -          |  |
| Different nation .....   | .2                   | -      | .2     | -                            | -            | -                 | -        | -                         | .2                 | .2                  | .2                             | -        | -          |  |
| <b>Structure Type of Previous Residence</b>                    |                      |        |        |                              |              |                   |          |                           |                    |                     |                                |          |            |  |
| Moved from within United States .....                          | 3.7                  | .1     | 3.6    | -                            | -            | .3                | .1       | -                         | 3.7                | 1.3                 | 2.8                            | .4       | .6         |  |
| House .....  | 1.5                  | .1     | 1.4    | -                            | -            | .1                | .1       | -                         | 1.5                | .7                  | 1.2                            | .1       | .1         |  |
| Apartment .....  | 1.9                  | -      | 1.9    | -                            | -            | .1                | -        | -                         | 1.9                | .6                  | 1.6                            | .1       | .2         |  |
| Mobile home .....  | .2                   | -      | .2     | -                            | -            | -                 | -        | -                         | .2                 | -                   | -                              | -        | .2         |  |
| Other .....  | .1                   | -      | .1     | -                            | -            | -                 | -        | -                         | .1                 | -                   | -                              | .1       | -          |  |
| <b>Tenure of Previous Residence</b>                            |                      |        |        |                              |              |                   |          |                           |                    |                     |                                |          |            |  |
| House, apt., mobile home in United States .....                | 3.6                  | .1     | 3.5    | -                            | -            | .3                | .1       | -                         | 3.6                | 1.3                 | 2.8                            | .2       | .6         |  |
| Owner occupied .....   | .1                   | .1     | -      | -                            | -            | -                 | -        | -                         | .1                 | -                   | .1                             | -        | -          |  |
| Renter occupied .....  | 3.5                  | -      | 3.5    | -                            | -            | .3                | .1       | -                         | 3.5                | 1.3                 | 2.7                            | .2       | .6         |  |
| <b>Persons - Previous Residence</b>                            |                      |        |        |                              |              |                   |          |                           |                    |                     |                                |          |            |  |
| House, apt., mobile home in United States .....                | 3.6                  | .1     | 3.5    | -                            | -            | .3                | .1       | -                         | 3.6                | 1.3                 | 2.8                            | .2       | .6         |  |
| 1 person .....   | .2                   | -      | .2     | -                            | -            | .2                | -        | -                         | .2                 | -                   | .1                             | .1       | -          |  |
| 2 persons .....  | .9                   | -      | .9     | -                            | -            | .1                | -        | -                         | .9                 | -                   | .6                             | .1       | .2         |  |
| 3 persons .....  | .6                   | -      | .6     | -                            | -            | -                 | -        | -                         | .6                 | .1                  | .3                             | -        | .3         |  |
| 4 persons .....  | .7                   | -      | .7     | -                            | -            | .1                | -        | -                         | .7                 | .6                  | .7                             | -        | -          |  |
| 5 persons .....  | .4                   | -      | .4     | -                            | -            | -                 | -        | -                         | .4                 | .1                  | .4                             | -        | -          |  |
| 6 persons .....  | .4                   | -      | .4     | -                            | -            | -                 | .1       | -                         | .4                 | .4                  | .4                             | -        | -          |  |
| 7 persons or more .....  | .2                   | .1     | .1     | -                            | -            | -                 | -        | -                         | .2                 | -                   | .2                             | -        | -          |  |
| Not reported .....   | .1                   | -      | .1     | -                            | -            | -                 | -        | -                         | .1                 | .1                  | .1                             | -        | -          |  |
| Median .....   | -                    | -      | -      | -                            | -            | -                 | -        | -                         | -                  | -                   | -                              | -        | -          |  |
| <b>Previous Home Owned or Rented by Someone Who Moved Here</b> |                      |        |        |                              |              |                   |          |                           |                    |                     |                                |          |            |  |
| House, apt., mobile home in United States .....                | 3.6                  | .1     | 3.5    | -                            | -            | .3                | .1       | -                         | 3.6                | 1.3                 | 2.8                            | .2       | .6         |  |
| Owned or rented by a mover .....                               | 3.0                  | -      | 3.0    | -                            | -            | .3                | .1       | -                         | 3.0                | 1.2                 | 2.4                            | .1       | .4         |  |
| Owned or rented by other .....                                 | .5                   | .1     | .4     | -                            | -            | -                 | -        | -                         | .5                 | -                   | .3                             | .1       | .1         |  |
| By a relative .....  | .5                   | .1     | .4     | -                            | -            | -                 | -        | -                         | .5                 | -                   | .3                             | .1       | .1         |  |
| By a nonrelative .....   | -                    | -      | -      | -                            | -            | -                 | -        | -                         | -                  | -                   | -                              | -        | -          |  |
| Not reported .....   | -                    | -      | -      | -                            | -            | -                 | -        | -                         | -                  | -                   | -                              | -        | -          |  |
| Not reported .....   | .1                   | -      | .1     | -                            | -            | -                 | -        | -                         | .1                 | .1                  | .1                             | -        | -          |  |
| <b>Change in Housing Costs</b>                                 |                      |        |        |                              |              |                   |          |                           |                    |                     |                                |          |            |  |
| House, apt., mobile home in United States .....                | 3.6                  | .1     | 3.5    | -                            | -            | .3                | .1       | -                         | 3.6                | 1.3                 | 2.8                            | .2       | .6         |  |
| Increased with move .....                                      | 1.7                  | .1     | 1.5    | -                            | -            | .1                | .1       | -                         | 1.7                | .5                  | 1.1                            | .1       | .4         |  |
| Stayed about the same .....                                    | .9                   | -      | .9     | -                            | -            | -                 | -        | -                         | .9                 | .4                  | .8                             | -        | .1         |  |
| Decreased .....  | .9                   | -      | .9     | -                            | -            | .1                | -        | -                         | .9                 | .4                  | .8                             | .1       | -          |  |
| Don't know .....   | -                    | -      | -      | -                            | -            | -                 | -        | -                         | -                  | -                   | -                              | -        | -          |  |
| Not reported .....   | .1                   | -      | .1     | -                            | -            | -                 | -        | -                         | .1                 | .1                  | .1                             | -        | -          |  |

<sup>1</sup>See back cover for details.

**Table 6-11. Reasons for Move and Choice of Current Residence - Occupied Units with Hispanic Householder**

[Numbers in thousands. ... means not applicable or sample too small. - means zero or rounds to zero.]

| Characteristics   | Total occupied units | Tenure |        | Housing unit characteristics |              |                   |          | Household characteristics |                    |                     | Selected subareas <sup>1</sup> |          |            |
|---|----------------------|--------|--------|------------------------------|--------------|-------------------|----------|---------------------------|--------------------|---------------------|--------------------------------|----------|------------|
|   |                      | Owner  | Renter | New construction 4 yrs       | Mobile homes | Physical problems |          | Elderly (85+)             | Moved in past year | Below poverty level | Area one                       | Area two | Area three |
|   |                      |        |        |                              |              | Severe            | Moderate |                           |                    |                     |                                |          |            |
| <b>RESPONDENT MOVED DURING PAST YEAR</b>                |                      |        |        |                              |              |                   |          |                           |                    |                     |                                |          |            |
| Total.....  | 4.2                  | .1     | 4.1    | -                            | -            | .3                | .1       | -                         | 4.0                | 1.7                 | 3.3                            | .4       | .8         |
| <b>Reasons for Leaving Previous Unit<sup>2</sup></b>    |                      |        |        |                              |              |                   |          |                           |                    |                     |                                |          |            |
| Private displacement.....                               | .1                   | -      | .1     | -                            | -            | -                 | -        | -                         | .1                 | -                   | -                              | -        | .1         |
| Owner to move into unit.....                            | -                    | -      | -      | -                            | -            | -                 | -        | -                         | -                  | -                   | -                              | -        | -          |
| To be converted to condominium or cooperative.....      | -                    | -      | -      | -                            | -            | -                 | -        | -                         | -                  | -                   | -                              | -        | -          |
| Closed for repairs.....                                 | -                    | -      | -      | -                            | -            | -                 | -        | -                         | -                  | -                   | -                              | -        | -          |
| Other.....  | .1                   | -      | .1     | -                            | -            | -                 | -        | -                         | .1                 | -                   | -                              | -        | .1         |
| Not reported.....                                       | -                    | -      | -      | -                            | -            | -                 | -        | -                         | -                  | -                   | -                              | -        | -          |
| Government displacement.....                            | .2                   | -      | .2     | -                            | -            | -                 | .1       | -                         | .2                 | .1                  | .2                             | -        | -          |
| Government wanted building or land.....                 | -                    | -      | -      | -                            | -            | -                 | -        | -                         | -                  | -                   | -                              | -        | -          |
| Unit unfit for occupancy.....                           | -                    | -      | -      | -                            | -            | -                 | -        | -                         | -                  | -                   | -                              | -        | -          |
| Other.....  | -                    | -      | -      | -                            | -            | -                 | -        | -                         | -                  | -                   | -                              | -        | -          |
| Not reported.....                                       | .2                   | -      | .2     | -                            | -            | -                 | .1       | -                         | .2                 | .1                  | .2                             | -        | -          |
| Disaster loss (fire, flood, etc.).....                  | -                    | -      | -      | -                            | -            | -                 | -        | -                         | -                  | -                   | -                              | -        | -          |
| New job or job transfer.....                            | .3                   | -      | .3     | -                            | -            | -                 | -        | -                         | .2                 | -                   | .1                             | -        | .2         |
| To be closer to work/school/other.....                  | .5                   | -      | .5     | -                            | -            | -                 | -        | -                         | .4                 | .1                  | .4                             | .1       | -          |
| Other, financial/employment related.....                | .3                   | -      | .3     | -                            | -            | .1                | -        | -                         | .3                 | .1                  | .3                             | -        | -          |
| To establish own household.....                         | .4                   | .1     | .2     | -                            | -            | -                 | -        | -                         | .4                 | .2                  | .4                             | -        | -          |
| Needed larger house or apartment.....                   | 1.3                  | -      | 1.3    | -                            | -            | .1                | -        | -                         | 1.3                | .2                  | .9                             | .2       | .1         |
| Married.....  | -                    | -      | -      | -                            | -            | -                 | -        | -                         | -                  | -                   | -                              | -        | -          |
| Widowed, divorced or separated.....                     | -                    | -      | -      | -                            | -            | -                 | -        | -                         | -                  | -                   | -                              | -        | -          |
| Other, family/person related.....                       | .4                   | -      | .4     | -                            | -            | -                 | -        | -                         | .4                 | .1                  | .4                             | -        | -          |
| Wanted better home.....                                 | 1.1                  | -      | 1.1    | -                            | -            | .1                | -        | -                         | .9                 | .6                  | .8                             | .1       | .1         |
| Change from owner to renter.....                        | -                    | -      | -      | -                            | -            | -                 | -        | -                         | -                  | -                   | -                              | -        | -          |
| Change from renter to owner.....                        | -                    | -      | -      | -                            | -            | -                 | -        | -                         | -                  | -                   | -                              | -        | -          |
| Wanted lower rent or maintenance.....                   | .3                   | -      | .3     | -                            | -            | -                 | -        | -                         | .3                 | .1                  | .3                             | -        | -          |
| Other housing related reasons.....                      | .7                   | -      | .7     | -                            | -            | -                 | -        | -                         | .7                 | .1                  | .6                             | -        | .1         |
| Other.....  | .5                   | -      | .5     | -                            | -            | -                 | .1       | -                         | .4                 | .4                  | .5                             | -        | -          |
| Not reported.....                                       | -                    | -      | -      | -                            | -            | -                 | -        | -                         | -                  | -                   | -                              | -        | -          |
| <b>Choice of Present Neighborhood<sup>2</sup></b>       |                      |        |        |                              |              |                   |          |                           |                    |                     |                                |          |            |
| Convenient to job.....                                  | .7                   | .1     | .6     | -                            | -            | -                 | -        | -                         | .6                 | -                   | .5                             | .2       | -          |
| Convenient to friends or relatives.....                 | .8                   | .1     | .7     | -                            | -            | -                 | -        | -                         | .7                 | .4                  | .8                             | -        | -          |
| Convenient to leisure activities.....                   | .1                   | -      | .1     | -                            | -            | .1                | -        | -                         | .1                 | -                   | .1                             | -        | -          |
| Convenient to public transportation.....                | .1                   | -      | .1     | -                            | -            | -                 | -        | -                         | .1                 | -                   | .1                             | -        | -          |
| Good schools.....                                       | .2                   | -      | .2     | -                            | -            | -                 | -        | -                         | .2                 | .1                  | .1                             | -        | .1         |
| Other public services.....                              | .7                   | -      | .7     | -                            | -            | -                 | -        | -                         | .7                 | .1                  | .5                             | -        | .2         |
| Looks/design of neighborhood.....                       | .7                   | -      | .7     | -                            | -            | .1                | -        | -                         | .7                 | .4                  | .5                             | .1       | .1         |
| House was most important consideration.....             | .7                   | -      | .7     | -                            | -            | -                 | -        | -                         | .7                 | .4                  | .5                             | .1       | .1         |
| Other.....  | 1.8                  | -      | 1.8    | -                            | -            | .1                | .1       | -                         | 1.7                | 1.1                 | 1.6                            | .1       | .1         |
| Not reported.....                                       | .1                   | -      | .1     | -                            | -            | -                 | -        | -                         | .1                 | -                   | -                              | -        | .1         |
| <b>Neighborhood Search</b>                              |                      |        |        |                              |              |                   |          |                           |                    |                     |                                |          |            |
| Looked at just this neighborhood.....                   | 2.3                  | .1     | 2.1    | -                            | -            | .1                | .1       | -                         | 2.1                | .7                  | 1.7                            | .4       | .2         |
| Looked at other neighborhood(s).....                    | 2.0                  | -      | 2.0    | -                            | -            | .1                | -        | -                         | 1.8                | 1.0                 | 1.6                            | -        | .3         |
| Not reported.....                                       | -                    | -      | -      | -                            | -            | -                 | -        | -                         | -                  | -                   | -                              | -        | -          |
| <b>Choice of Present Home<sup>2</sup></b>               |                      |        |        |                              |              |                   |          |                           |                    |                     |                                |          |            |
| Financial reasons.....                                  | .9                   | .1     | .7     | -                            | -            | -                 | -        | -                         | .9                 | .2                  | .6                             | .1       | .1         |
| Room layout/design.....                                 | .5                   | -      | .5     | -                            | -            | -                 | -        | -                         | .5                 | .1                  | .1                             | .2       | .2         |
| Kitchen.....  | -                    | -      | -      | -                            | -            | -                 | -        | -                         | -                  | -                   | -                              | -        | -          |
| Size.....   | 1.1                  | -      | 1.1    | -                            | -            | .1                | -        | -                         | 1.1                | .4                  | .7                             | .2       | .1         |
| Exterior appearance.....                                | .1                   | -      | .1     | -                            | -            | -                 | -        | -                         | .1                 | -                   | .1                             | -        | -          |
| Yard/trees/view.....                                    | .1                   | -      | .1     | -                            | -            | -                 | -        | -                         | .1                 | -                   | .1                             | -        | -          |
| Quality of construction.....                            | .3                   | -      | .3     | -                            | -            | -                 | -        | -                         | .3                 | .1                  | .3                             | -        | -          |
| Only one available.....                                 | .6                   | -      | .6     | -                            | -            | .1                | .1       | -                         | .6                 | .5                  | .6                             | -        | -          |
| Other.....  | 2.1                  | -      | 2.1    | -                            | -            | -                 | -        | -                         | 1.8                | .7                  | 1.7                            | .1       | .2         |
| <b>Home Search</b>                                      |                      |        |        |                              |              |                   |          |                           |                    |                     |                                |          |            |
| Now in house.....                                       | .4                   | -      | .4     | -                            | -            | -                 | -        | -                         | .3                 | .1                  | .4                             | -        | -          |
| Looked at only this unit.....                           | -                    | -      | -      | -                            | -            | -                 | -        | -                         | -                  | -                   | -                              | -        | -          |
| Looked at houses or mobile homes only.....              | .3                   | -      | .3     | -                            | -            | -                 | -        | -                         | .3                 | -                   | .3                             | -        | -          |
| Looked at apartments too.....                           | .1                   | -      | .1     | -                            | -            | -                 | -        | -                         | .1                 | -                   | .1                             | -        | -          |
| Search not reported.....                                | -                    | -      | -      | -                            | -            | -                 | -        | -                         | -                  | -                   | -                              | -        | -          |
| Now in mobile home.....                                 | -                    | -      | -      | -                            | -            | -                 | -        | -                         | -                  | -                   | -                              | -        | -          |
| Looked at only this unit.....                           | -                    | -      | -      | -                            | -            | -                 | -        | -                         | -                  | -                   | -                              | -        | -          |
| Looked at houses or mobile homes only.....              | -                    | -      | -      | -                            | -            | -                 | -        | -                         | -                  | -                   | -                              | -        | -          |
| Looked at apartments too.....                           | -                    | -      | -      | -                            | -            | -                 | -        | -                         | -                  | -                   | -                              | -        | -          |
| Search not reported.....                                | -                    | -      | -      | -                            | -            | -                 | -        | -                         | -                  | -                   | -                              | -        | -          |
| Now in apartment.....                                   | 3.8                  | .1     | 3.7    | -                            | -            | .3                | .1       | -                         | 3.7                | 1.6                 | 2.9                            | .4       | .6         |
| Looked at only this unit.....                           | .4                   | -      | .4     | -                            | -            | -                 | -        | -                         | .2                 | -                   | .1                             | -        | .2         |
| Looked at apartments only.....                          | 1.3                  | .1     | 1.2    | -                            | -            | .1                | .1       | -                         | 1.3                | .8                  | 1.1                            | .2       | .1         |
| Looked at houses or mobile homes too.....               | 2.0                  | -      | 2.0    | -                            | -            | .1                | -        | -                         | 2.0                | 1.0                 | 1.7                            | -        | .3         |
| Search not reported.....                                | .1                   | -      | .1     | -                            | -            | -                 | -        | -                         | .1                 | -                   | -                              | .1       | -          |
| <b>Recent Mover Comparison to Previous Home</b>         |                      |        |        |                              |              |                   |          |                           |                    |                     |                                |          |            |
| Better home.....  | 2.0                  | -      | 2.0    | -                            | -            | .1                | -        | -                         | 1.9                | .7                  | 1.4                            | .4       | .2         |
| Worse home.....   | 1.1                  | -      | 1.1    | -                            | -            | .1                | .1       | -                         | .9                 | .5                  | .9                             | -        | -          |
| About the same.....                                     | 1.2                  | .1     | 1.0    | -                            | -            | -                 | -        | -                         | 1.2                | .5                  | 1.0                            | -        | .1         |
| Not reported.....                                       | -                    | -      | -      | -                            | -            | -                 | -        | -                         | -                  | -                   | -                              | -        | -          |
| <b>Recent Mover Comparison to Previous Neighborhood</b> |                      |        |        |                              |              |                   |          |                           |                    |                     |                                |          |            |
| Better neighborhood.....                                | 1.4                  | -      | 1.4    | -                            | -            | .1                | -        | -                         | 1.3                | .8                  | 1.2                            | .2       | -          |
| Worse neighborhood.....                                 | .9                   | -      | .9     | -                            | -            | -                 | -        | -                         | .7                 | .2                  | .9                             | -        | -          |
| About the same.....                                     | 1.5                  | .1     | 1.4    | -                            | -            | .1                | .1       | -                         | 1.5                | .5                  | 1.0                            | .1       | .4         |
| Same neighborhood.....                                  | .4                   | -      | .4     | -                            | -            | -                 | -        | -                         | .4                 | .1                  | .2                             | -        | .1         |
| Not reported.....                                       | -                    | -      | -      | -                            | -            | -                 | -        | -                         | -                  | -                   | -                              | -        | -          |

<sup>1</sup>See back cover for details.

<sup>2</sup>Figures may not add to total because more than one category may apply to a unit.

**Table 6-12. Income Characteristics - Occupied Units with Hispanic Householder**

[Numbers in thousands. ... means not applicable or sample too small. - means zero or rounds to zero.]

| Characteristics   | Total occupied units | Tenure |        | Housing unit characteristics |              |                   |          | Household characteristics |                    |                     | Selected subareas <sup>1</sup> |          |            |
|---|----------------------|--------|--------|------------------------------|--------------|-------------------|----------|---------------------------|--------------------|---------------------|--------------------------------|----------|------------|
|   |                      | Owner  | Renter | New construction 4 yrs       | Mobile homes | Physical problems |          | Elderly (65+)             | Moved in past year | Below poverty level | Area one                       | Area two | Area three |
|   |                      |        |        |                              |              | Severe            | Moderate |                           |                    |                     |                                |          |            |
| <b>Total</b> .....  | 13.6                 | 5.3    | 8.4    | -                            | -            | .5                | .4       | .6                        | 4.0                | 3.3                 | 8.9                            | 2.1      | 2.3        |
| <b>Household Income</b>   |                      |        |        |                              |              |                   |          |                           |                    |                     |                                |          |            |
| Less than \$5,000.....  | .8                   | -      | .8     | -                            | -            | .1                | -        | -                         | .5                 | .8                  | .5                             | .1       | .2         |
| \$5,000 to \$9,999.....   | 2.7                  | .2     | 2.5    | -                            | -            | .4                | .3       | .1                        | 1.2                | 2.2                 | 2.6                            | .1       | -          |
| \$10,000 to \$14,999.....   | 1.2                  | .4     | .7     | -                            | -            | -                 | -        | -                         | .5                 | .2                  | .9                             | .2       | -          |
| \$15,000 to \$19,999.....   | .8                   | -      | .8     | -                            | -            | -                 | .1       | -                         | .2                 | .2                  | .5                             | .3       | -          |
| \$20,000 to \$24,999.....   | 1.8                  | .4     | 1.4    | -                            | -            | -                 | -        | -                         | .6                 | -                   | .7                             | .4       | .6         |
| \$25,000 to \$29,999.....   | 1.4                  | .4     | 1.0    | -                            | -            | -                 | -        | .1                        | .4                 | -                   | 1.2                            | .2       | -          |
| \$30,000 to \$34,999.....   | 1.0                  | .6     | .4     | -                            | -            | -                 | -        | -                         | .1                 | -                   | .5                             | .1       | .3         |
| \$35,000 to \$39,999.....   | 1.0                  | 1.0    | -      | -                            | -            | -                 | -        | -                         | -                  | -                   | .7                             | .2       | .2         |
| \$40,000 to \$49,999.....   | 1.5                  | .8     | .8     | -                            | -            | -                 | -        | -                         | .2                 | -                   | .7                             | .3       | .3         |
| \$50,000 to \$59,999.....   | 1.0                  | .9     | .1     | -                            | -            | -                 | -        | .2                        | .1                 | -                   | .3                             | .2       | .6         |
| \$60,000 to \$79,999.....   | .6                   | .4     | .1     | -                            | -            | -                 | -        | .1                        | .1                 | -                   | .4                             | -        | .2         |
| \$80,000 to \$99,999.....   | -                    | -      | -      | -                            | -            | -                 | -        | -                         | -                  | -                   | -                              | -        | -          |
| \$100,000 to \$119,999.....   | -                    | -      | -      | -                            | -            | -                 | -        | -                         | -                  | -                   | -                              | -        | -          |
| \$120,000 or more.....  | -                    | -      | -      | -                            | -            | -                 | -        | -                         | -                  | -                   | -                              | -        | -          |
| <b>Median</b> .....   | 23 972               | 37 778 | 16 242 | -                            | -            | -                 | -        | -                         | 13 107             | -                   | 19 403                         | -        | -          |
| As percent of poverty level:  |                      |        |        |                              |              |                   |          |                           |                    |                     |                                |          |            |
| Less than 50 percent.....   | 1.2                  | -      | 1.2    | -                            | -            | .1                | .3       | -                         | .6                 | 1.2                 | .9                             | .1       | .2         |
| 50 to 99.....   | 2.2                  | -      | 2.2    | -                            | -            | .3                | -        | .1                        | 1.0                | 2.2                 | 2.2                            | -        | -          |
| 100 to 149.....   | 1.2                  | .6     | .6     | -                            | -            | .1                | -        | -                         | .2                 | -                   | 1.1                            | .1       | -          |
| 150 to 199.....   | 1.4                  | .5     | .9     | -                            | -            | -                 | .1       | -                         | .7                 | -                   | 1.2                            | .2       | -          |
| 200 percent or more.....  | 7.7                  | 4.2    | 3.5    | -                            | -            | -                 | -        | .4                        | 1.5                | -                   | 3.6                            | 1.7      | 2.2        |
| <b>Income of Families and Primary Individuals</b>   |                      |        |        |                              |              |                   |          |                           |                    |                     |                                |          |            |
| Less than \$5,000.....  | 1.0                  | -      | 1.0    | -                            | -            | .1                | -        | .1                        | .6                 | .8                  | .7                             | .1       | .2         |
| \$5,000 to \$9,999.....   | 3.0                  | .2     | 2.8    | -                            | -            | .4                | .3       | .1                        | 1.3                | 2.2                 | 2.9                            | .1       | -          |
| \$10,000 to \$14,999.....   | 1.0                  | .4     | .6     | -                            | -            | -                 | -        | -                         | .5                 | .8                  | .8                             | .2       | -          |
| \$15,000 to \$19,999.....   | .9                   | -      | .9     | -                            | -            | -                 | .1       | -                         | .3                 | .2                  | .6                             | .3       | -          |
| \$20,000 to \$24,999.....   | 1.8                  | .4     | 1.4    | -                            | -            | -                 | -        | -                         | .6                 | -                   | .7                             | .4       | .6         |
| \$25,000 to \$29,999.....   | 1.3                  | .4     | .9     | -                            | -            | -                 | -        | -                         | .3                 | -                   | 1.1                            | .2       | -          |
| \$30,000 to \$34,999.....   | 1.0                  | .6     | .4     | -                            | -            | -                 | -        | -                         | .1                 | -                   | .4                             | .1       | .5         |
| \$35,000 to \$39,999.....   | 1.0                  | 1.0    | -      | -                            | -            | -                 | -        | -                         | -                  | -                   | .7                             | .2       | .2         |
| \$40,000 to \$49,999.....   | 1.2                  | .8     | .4     | -                            | -            | -                 | -        | -                         | .1                 | -                   | .6                             | .3       | .2         |
| \$50,000 to \$59,999.....   | .9                   | .9     | -      | -                            | -            | -                 | -        | .2                        | -                  | -                   | .1                             | .2       | .6         |
| \$60,000 to \$79,999.....   | .6                   | .4     | .1     | -                            | -            | -                 | -        | .1                        | .1                 | -                   | .4                             | -        | .2         |
| \$80,000 to \$99,999.....   | -                    | -      | -      | -                            | -            | -                 | -        | -                         | -                  | -                   | -                              | -        | -          |
| \$100,000 to \$119,999.....   | -                    | -      | -      | -                            | -            | -                 | -        | -                         | -                  | -                   | -                              | -        | -          |
| \$120,000 or more.....  | -                    | -      | -      | -                            | -            | -                 | -        | -                         | -                  | -                   | -                              | -        | -          |
| <b>Median</b> .....   | 22 573               | 37 778 | 13 478 | -                            | -            | -                 | -        | -                         | 10 567             | -                   | 15 597                         | -        | -          |
| <b>Income Sources of Families and Primary Individuals</b>   |                      |        |        |                              |              |                   |          |                           |                    |                     |                                |          |            |
| Wages and salaries.....   | 11.4                 | 4.9    | 6.5    | -                            | -            | .3                | .4       | .4                        | 2.8                | 2.0                 | 7.1                            | 1.8      | 2.3        |
| Wages and salaries were majority of income<br>2 or more people each earned over 20% of<br>wages and salaries..... | 10.4                 | 4.8    | 5.6    | -                            | -            | .1                | .3       | .2                        | 2.3                | 1.2                 | 6.2                            | 1.8      | 2.1        |
| Business, farm, or ranch.....   | 4.8                  | 2.7    | 2.1    | -                            | -            | -                 | .3       | .2                        | .8                 | .4                  | 2.9                            | .7       | 1.0        |
| Social security or pensions.....  | 1.5                  | .9     | .7     | -                            | -            | -                 | -        | .6                        | .3                 | .1                  | .7                             | .6       | .2         |
| Interest or dividend(s).....  | .8                   | .6     | .2     | -                            | -            | -                 | -        | .2                        | -                  | -                   | .2                             | .2       | .4         |
| Rental income.....  | 1.1                  | 1.0    | .1     | -                            | -            | -                 | -        | -                         | .1                 | -                   | .8                             | -        | .3         |
| With lodger(s).....   | .1                   | -      | .1     | -                            | -            | -                 | -        | -                         | .1                 | -                   | -                              | -        | .1         |
| Welfare or SSI.....   | 2.4                  | .2     | 2.2    | -                            | -            | .4                | .1       | .1                        | 1.5                | 1.7                 | 2.2                            | -        | .2         |
| Alimony or child support.....   | .6                   | .2     | .4     | -                            | -            | -                 | -        | -                         | .1                 | .3                  | .6                             | -        | -          |
| Other.....  | 1.4                  | .3     | 1.1    | -                            | -            | -                 | .1       | -                         | .5                 | .4                  | 1.1                            | -        | .3         |
| <b>Amount of Savings and Investments</b>  |                      |        |        |                              |              |                   |          |                           |                    |                     |                                |          |            |
| Income of \$25,000 or less.....   | 8.0                  | 1.0    | 6.9    | -                            | -            | .5                | .4       | .3                        | 3.5                | 3.3                 | 6.0                            | 1.1      | .7         |
| No savings or investments.....  | 5.7                  | .7     | 5.0    | -                            | -            | .5                | .3       | .1                        | 2.9                | 2.6                 | 4.6                            | .7       | .3         |
| \$25,000 or less.....   | 1.9                  | .3     | 1.5    | -                            | -            | -                 | .2       | .1                        | .5                 | .5                  | 1.3                            | .4       | .1         |
| More than \$25,000.....   | -                    | -      | -      | -                            | -            | -                 | -        | -                         | -                  | -                   | -                              | -        | -          |
| Not reported.....   | .4                   | -      | .4     | -                            | -            | -                 | -        | -                         | .1                 | .2                  | .1                             | -        | .3         |
| <b>Food Stamps</b>  |                      |        |        |                              |              |                   |          |                           |                    |                     |                                |          |            |
| Income of \$25,000 or less.....   | 8.0                  | 1.0    | 6.9    | -                            | -            | .5                | .4       | .3                        | 3.5                | 3.3                 | 6.0                            | 1.1      | .7         |
| Family members received food stamps.....  | 2.9                  | .2     | 2.7    | -                            | -            | .4                | .3       | -                         | 1.6                | 2.2                 | 2.7                            | -        | .2         |
| Did not receive food stamps.....  | 4.7                  | .8     | 3.9    | -                            | -            | .1                | .1       | .3                        | 1.7                | .9                  | 3.2                            | 1.1      | .2         |
| Not reported.....   | .4                   | -      | .4     | -                            | -            | -                 | -        | -                         | .1                 | .2                  | .1                             | -        | .3         |
| <b>Rent Reductions</b>  |                      |        |        |                              |              |                   |          |                           |                    |                     |                                |          |            |
| No subsidy or income reporting.....   | 7.5                  | ...    | 7.5    | -                            | -            | .5                | .4       | .3                        | 3.5                | 2.8                 | 5.5                            | .9       | .8         |
| Rent control.....   | -                    | ...    | -      | -                            | -            | -                 | -        | -                         | -                  | -                   | -                              | -        | -          |
| No rent control.....  | 7.5                  | ...    | 7.5    | -                            | -            | .5                | .4       | .3                        | 3.5                | 2.8                 | 5.5                            | .9       | .8         |
| Reduced by owner.....   | .7                   | ...    | .7     | -                            | -            | -                 | -        | .3                        | .3                 | .1                  | .2                             | .2       | .2         |
| Not reduced by owner.....   | 6.8                  | ...    | 6.8    | -                            | -            | .5                | .4       | .1                        | 3.2                | 2.5                 | 5.3                            | .7       | .6         |
| Owner reduction not reported.....   | -                    | ...    | -      | -                            | -            | -                 | -        | -                         | -                  | -                   | -                              | -        | -          |
| Rent control not reported.....  | -                    | ...    | -      | -                            | -            | -                 | -        | -                         | -                  | -                   | -                              | -        | -          |
| Owned by public housing authority.....  | .2                   | ...    | .2     | -                            | -            | -                 | -        | -                         | .1                 | .2                  | .2                             | -        | -          |
| Other, Federal subsidy.....   | .2                   | ...    | .2     | -                            | -            | -                 | -        | -                         | .1                 | .2                  | .2                             | -        | -          |
| Other, State or local subsidy.....  | -                    | ...    | -      | -                            | -            | -                 | -        | -                         | -                  | -                   | -                              | -        | -          |
| Other, income verification.....   | .3                   | ...    | .3     | -                            | -            | -                 | -        | -                         | .1                 | .3                  | .1                             | -        | .2         |
| Subsidy or income verification not reported.....  | .1                   | ...    | .1     | -                            | -            | -                 | -        | -                         | -                  | -                   | -                              | .1       | -          |

<sup>1</sup>See back cover for details.



**Table 6-13. Selected Housing Costs - Occupied Units with Hispanic Householder**

[Numbers in thousands. ... means not applicable or sample too small. - means zero or rounds to zero.]

| Characteristics   | Total occupied units | Tenure     |            | Housing unit characteristics |              |                   |          | Household characteristics |                    |                     | Selected subareas <sup>1</sup> |          |            |
|---|----------------------|------------|------------|------------------------------|--------------|-------------------|----------|---------------------------|--------------------|---------------------|--------------------------------|----------|------------|
|   |                      | Owner      | Renter     | New construction 4 yrs       | Mobile homes | Physical problems |          | Elderly (65+)             | Moved in past year | Below poverty level | Area one                       | Area two | Area three |
|   |                      |            |            |                              |              | Severe            | Moderate |                           |                    |                     |                                |          |            |
| <b>Total</b> .....  | <b>13.6</b>          | <b>5.3</b> | <b>8.4</b> | -                            | -            | .5                | .4       | .6                        | 4.0                | 3.3                 | 6.9                            | 2.1      | 2.3        |
| <b>Monthly Housing Costs</b>  |                      |            |            |                              |              |                   |          |                           |                    |                     |                                |          |            |
| Less than \$100.....  | .1                   | -          | .1         | -                            | -            | .1                | -        | -                         | .1                 | .1                  | .1                             | -        | -          |
| \$100 to \$199.....   | .8                   | .5         | .2         | -                            | -            | -                 | -        | -                         | .2                 | .2                  | .7                             | .1       | .1         |
| \$200 to \$249.....   | .8                   | .5         | .2         | -                            | -            | -                 | -        | .1                        | -                  | .1                  | .6                             | .2       | .1         |
| \$250 to \$299.....   | 1.3                  | .1         | 1.2        | -                            | -            | -                 | -        | -                         | .6                 | .4                  | .9                             | .4       | .4         |
| \$300 to \$349.....   | 1.1                  | .1         | 1.0        | -                            | -            | -                 | .1       | .3                        | .2                 | .2                  | 1.0                            | .1       | -          |
| \$350 to \$399.....   | 2.1                  | .2         | 1.9        | -                            | -            | .1                | .1       | .2                        | 1.3                | .7                  | 1.4                            | .3       | .4         |
| \$400 to \$449.....   | 1.8                  | .6         | 1.0        | -                            | -            | -                 | .2       | -                         | .2                 | .5                  | 1.4                            | .1       | -          |
| \$450 to \$499.....   | 1.5                  | .3         | 1.2        | -                            | -            | .1                | -        | -                         | .6                 | .5                  | 1.2                            | .1       | .2         |
| \$500 to \$599.....   | 1.3                  | .3         | 1.0        | -                            | -            | -                 | -        | -                         | .6                 | .4                  | .8                             | .1       | .7         |
| \$600 to \$699.....   | .8                   | .7         | .1         | -                            | -            | -                 | -        | -                         | .1                 | -                   | .5                             | -        | .4         |
| \$700 to \$799.....   | .3                   | .3         | -          | -                            | -            | -                 | -        | -                         | -                  | -                   | .1                             | .2       | -          |
| \$800 to \$999.....   | .4                   | .4         | -          | -                            | -            | -                 | -        | -                         | -                  | -                   | .2                             | -        | .2         |
| \$1,000 to \$1,249.....   | .4                   | .4         | -          | -                            | -            | -                 | -        | -                         | -                  | -                   | .2                             | -        | .2         |
| \$1,250 to \$1,499.....   | -                    | -          | -          | -                            | -            | -                 | -        | -                         | -                  | -                   | -                              | -        | -          |
| \$1,500 or more.....  | -                    | -          | -          | -                            | -            | -                 | -        | -                         | -                  | -                   | -                              | -        | -          |
| No cash rent.....   | .3                   | -          | .3         | -                            | -            | -                 | -        | -                         | -                  | -                   | .2                             | -        | -          |
| Mortgage payment not reported.....  | .8                   | .8         | -          | -                            | -            | -                 | -        | -                         | -                  | -                   | -                              | .4       | .4         |
| Median (excludes no cash rent).....   | 404                  | 480        | 383        | -                            | -            | -                 | -        | -                         | 380                | -                   | 391                            | -        | -          |
| <b>Median Monthly Housing Costs For Owners</b>                                  |                      |            |            |                              |              |                   |          |                           |                    |                     |                                |          |            |
| Monthly costs including all mortgages plus maintenance costs.....               | 547                  | 547        | -          | -                            | -            | -                 | -        | -                         | -                  | -                   | -                              | -        | -          |
| Monthly costs excluding 2nd and subsequent mortgages and maintenance costs..... | 467                  | 467        | -          | -                            | -            | -                 | -        | -                         | -                  | -                   | -                              | -        | -          |
| <b>Monthly Housing Costs as Percent of Income</b>                               |                      |            |            |                              |              |                   |          |                           |                    |                     |                                |          |            |
| Less than 5 percent.....  | -                    | -          | -          | -                            | -            | -                 | -        | -                         | -                  | -                   | -                              | -        | -          |
| 5 to 9 percent.....   | .7                   | .5         | .1         | -                            | -            | -                 | -        | .3                        | .1                 | -                   | .5                             | .2       | -          |
| 10 to 14 percent.....   | 1.1                  | 1.0        | .1         | -                            | -            | -                 | -        | -                         | .1                 | -                   | .9                             | .2       | -          |
| 15 to 19 percent.....   | 2.1                  | .9         | 1.2        | -                            | -            | -                 | -        | -                         | .2                 | -                   | 1.1                            | .4       | .5         |
| 20 to 24 percent.....   | 2.7                  | 1.1        | 1.6        | -                            | -            | -                 | .1       | -                         | .7                 | -                   | 1.2                            | .3       | 1.1        |
| 25 to 29 percent.....   | .7                   | .4         | .3         | -                            | -            | -                 | -        | -                         | .3                 | .1                  | .7                             | -        | -          |
| 30 to 34 percent.....   | .6                   | .1         | .4         | -                            | -            | -                 | -        | -                         | .3                 | -                   | .4                             | .4       | .2         |
| 35 to 39 percent.....   | .6                   | .2         | .4         | -                            | -            | .1                | -        | -                         | .3                 | .2                  | .6                             | -        | -          |
| 40 to 49 percent.....   | 1.3                  | .2         | 1.1        | -                            | -            | -                 | -        | .1                        | .6                 | .7                  | 1.2                            | .1       | -          |
| 50 to 59 percent.....   | .3                   | -          | .3         | -                            | -            | .1                | -        | -                         | .3                 | .3                  | .3                             | -        | -          |
| 60 to 69 percent.....   | .7                   | -          | .7         | -                            | -            | .1                | -        | -                         | .5                 | .3                  | .7                             | -        | -          |
| 70 to 99 percent.....   | 1.0                  | -          | 1.0        | -                            | -            | .1                | .3       | .1                        | .5                 | .9                  | 1.0                            | -        | -          |
| 100 percent or more <sup>2</sup> .....  | .5                   | -          | .5         | -                            | -            | .1                | -        | -                         | .3                 | .5                  | .3                             | -        | .2         |
| Zero or negative income.....  | .2                   | -          | .2         | -                            | -            | -                 | -        | -                         | .1                 | .1                  | .1                             | .1       | -          |
| No cash rent.....   | .3                   | -          | .3         | -                            | -            | -                 | -        | -                         | -                  | -                   | .2                             | -        | .4         |
| Mortgage payment not reported.....  | .8                   | .8         | -          | -                            | -            | -                 | -        | -                         | -                  | -                   | -                              | .4       | .4         |
| Median (excludes 3 previous lines).....   | 24                   | 19         | 37         | -                            | -            | -                 | -        | -                         | 40                 | -                   | 29                             | -        | -          |
| <b>Rent Paid by Lodgers</b>   |                      |            |            |                              |              |                   |          |                           |                    |                     |                                |          |            |
| Lodgers in housing units.....   | .1                   | -          | .1         | -                            | -            | -                 | -        | -                         | .1                 | -                   | -                              | -        | .1         |
| Less than \$100 per month.....  | -                    | -          | -          | -                            | -            | -                 | -        | -                         | -                  | -                   | -                              | -        | -          |
| \$100 to \$199.....   | -                    | -          | -          | -                            | -            | -                 | -        | -                         | -                  | -                   | -                              | -        | -          |
| \$200 to \$299.....   | .1                   | -          | .1         | -                            | -            | -                 | -        | -                         | .1                 | -                   | -                              | -        | .1         |
| \$300 to \$399.....   | -                    | -          | -          | -                            | -            | -                 | -        | -                         | -                  | -                   | -                              | -        | -          |
| \$400 or more per month.....  | -                    | -          | -          | -                            | -            | -                 | -        | -                         | -                  | -                   | -                              | -        | -          |
| Not reported.....   | -                    | -          | -          | -                            | -            | -                 | -        | -                         | -                  | -                   | -                              | -        | -          |
| Median.....   | -                    | -          | -          | -                            | -            | -                 | -        | -                         | -                  | -                   | -                              | -        | -          |
| <b>Monthly Cost Paid for Electricity</b>  |                      |            |            |                              |              |                   |          |                           |                    |                     |                                |          |            |
| Electricity used.....   | 13.6                 | 5.3        | 8.4        | -                            | -            | .5                | .4       | .6                        | 4.0                | 3.3                 | 6.9                            | 2.1      | 2.3        |
| Less than \$25.....   | 3.7                  | .5         | 3.2        | -                            | -            | .3                | .1       | .6                        | 1.5                | 1.0                 | 2.9                            | .4       | .3         |
| \$25 to \$49.....   | 6.2                  | 2.9        | 3.3        | -                            | -            | .1                | .3       | .6                        | 1.5                | 1.5                 | 4.0                            | 1.1      | 1.2        |
| \$50 to \$74.....   | 2.4                  | 1.3        | 1.1        | -                            | -            | -                 | -        | -                         | .4                 | .6                  | 1.4                            | .5       | .5         |
| \$75 to \$99.....   | .2                   | -          | .2         | -                            | -            | -                 | -        | -                         | .1                 | .1                  | .1                             | -        | .4         |
| \$100 to \$149.....   | .6                   | .6         | -          | -                            | -            | -                 | -        | -                         | -                  | -                   | .2                             | -        | -          |
| \$150 to \$199.....   | -                    | -          | -          | -                            | -            | -                 | -        | -                         | -                  | -                   | -                              | -        | -          |
| \$200 or more.....  | -                    | -          | -          | -                            | -            | -                 | -        | -                         | -                  | -                   | -                              | -        | -          |
| Median.....   | 37                   | 44         | 30         | -                            | -            | -                 | -        | -                         | 29                 | -                   | 34                             | -        | -          |
| Included in rent, other fee, or obtained free.....                              | .4                   | -          | .4         | -                            | -            | .1                | -        | -                         | .4                 | .1                  | .3                             | .1       | -          |
| <b>Monthly Cost Paid for Piped Gas</b>  |                      |            |            |                              |              |                   |          |                           |                    |                     |                                |          |            |
| Piped gas used.....   | 12.4                 | 4.7        | 7.7        | -                            | -            | .5                | .4       | .4                        | 3.7                | 3.2                 | 6.6                            | 2.0      | 1.6        |
| Less than \$25.....   | .6                   | .8         | .8         | -                            | -            | -                 | -        | -                         | .5                 | .2                  | .6                             | -        | -          |
| \$25 to \$49.....   | 2.7                  | 1.1        | 1.6        | -                            | -            | -                 | .1       | .1                        | .6                 | .7                  | 1.1                            | 1.4      | .2         |
| \$50 to \$74.....   | 3.5                  | 1.5        | 2.0        | -                            | -            | -                 | .3       | .7                        | .9                 | .9                  | 3.0                            | .2       | .3         |
| \$75 to \$99.....   | 1.5                  | .5         | 1.0        | -                            | -            | .1                | -        | .3                        | .4                 | .3                  | 1.0                            | .2       | .2         |
| \$100 to \$149.....   | 2.1                  | 1.2        | .9         | -                            | -            | -                 | -        | .4                        | .5                 | .5                  | 1.6                            | -        | .6         |
| \$150 to \$199.....   | .2                   | .1         | .1         | -                            | -            | -                 | -        | .1                        | .1                 | .1                  | .2                             | -        | -          |
| \$200 or more.....  | .2                   | .2         | -          | -                            | -            | -                 | -        | -                         | -                  | -                   | .2                             | -        | -          |
| Median.....   | 65                   | 71         | 61         | -                            | -            | -                 | -        | -                         | 57                 | -                   | 68                             | -        | -          |
| Included in rent, other fee, or obtained free.....                              | 1.5                  | -          | 1.5        | -                            | -            | .3                | -        | .1                        | .7                 | .5                  | 1.0                            | .2       | .3         |
| <b>Average Monthly Cost Paid for Fuel Oil</b>                                   |                      |            |            |                              |              |                   |          |                           |                    |                     |                                |          |            |
| Fuel oil used.....  | 1.3                  | .7         | .6         | -                            | -            | -                 | -        | -                         | .3                 | .1                  | .6                             | -        | .5         |
| Less than \$25.....   | .3                   | -          | .3         | -                            | -            | -                 | -        | -                         | .3                 | -                   | .3                             | -        | .6         |
| \$25 to \$49.....   | .6                   | .5         | .1         | -                            | -            | -                 | -        | -                         | -                  | -                   | .1                             | -        | -          |
| \$50 to \$74.....   | .3                   | .1         | .1         | -                            | -            | -                 | -        | -                         | -                  | -                   | .1                             | -        | -          |
| \$75 to \$99.....   | -                    | -          | -          | -                            | -            | -                 | -        | -                         | -                  | -                   | -                              | -        | -          |
| \$100 to \$149.....   | -                    | -          | -          | -                            | -            | -                 | -        | -                         | -                  | -                   | -                              | -        | -          |
| \$150 to \$199.....   | -                    | -          | -          | -                            | -            | -                 | -        | -                         | -                  | -                   | -                              | -        | -          |
| \$200 or more.....  | -                    | -          | -          | -                            | -            | -                 | -        | -                         | -                  | -                   | -                              | -        | -          |
| Median.....   | -                    | -          | -          | -                            | -            | -                 | -        | -                         | -                  | -                   | -                              | -        | -          |
| Included in rent, other fee, or obtained free.....                              | .1                   | -          | .1         | -                            | -            | -                 | -        | -                         | -                  | .1                  | .1                             | -        | -          |
| <b>Property Insurance</b>   |                      |            |            |                              |              |                   |          |                           |                    |                     |                                |          |            |
| Property insurance paid.....  | 7.0                  | 5.1        | 1.9        | -                            | -            | -                 | -        | .3                        | .5                 | .3                  | 3.8                            | 1.2      | 1.9        |
| Median per month.....   | 17                   | 19         | -          | -                            | -            | -                 | -        | -                         | -                  | -                   | 17                             | -        | -          |

**Table 6-13. Selected Housing Costs - Occupied Units with Hispanic Householder—Con.**

[Numbers in thousands. ... means not applicable or sample too small. - means zero or rounds to zero.]

| Characteristics  | Total occupied units | Tenure |        | Housing unit characteristics |              |                   |          | Household characteristics |                    |                     | Selected subareas <sup>1</sup> |          |            |
|--|----------------------|--------|--------|------------------------------|--------------|-------------------|----------|---------------------------|--------------------|---------------------|--------------------------------|----------|------------|
|  |                      | Owner  | Renter | New construction 4 yrs       | Mobile homes | Physical problems |          | Elderly (65+)             | Moved in past year | Below poverty level | Area one                       | Area two | Area three |
|  |                      |        |        |                              |              | Severe            | Moderate |                           |                    |                     |                                |          |            |
| <b>Monthly Costs Paid for Selected Utilities and Fuels</b> |                      |        |        |                              |              |                   |          |                           |                    |                     |                                |          |            |
| Water paid separately                                      | 5.0                  | 4.3    | .7     | -                            | -            | -                 | -        | .3                        | .2                 | .3                  | 3.0                            | 1.0      | .9         |
| Median   | 18                   | 18     | -      | -                            | -            | -                 | -        | -                         | -                  | -                   | -                              | -        | -          |
| Trash paid separately                                      | .8                   | .8     | -      | -                            | -            | -                 | -        | .2                        | -                  | -                   | -                              | .2       | .6         |
| Median   | -                    | -      | -      | -                            | -            | -                 | -        | -                         | -                  | -                   | -                              | -        | -          |
| Bottled gas paid separately                                | .3                   | .2     | .1     | -                            | -            | -                 | -        | .1                        | -                  | .1                  | .1                             | -        | .2         |
| Median   | -                    | -      | -      | -                            | -            | -                 | -        | -                         | -                  | -                   | -                              | -        | -          |
| Other fuel paid separately                                 | -                    | -      | -      | -                            | -            | -                 | -        | -                         | -                  | -                   | -                              | -        | -          |
| Median   | -                    | -      | -      | -                            | -            | -                 | -        | -                         | -                  | -                   | -                              | -        | -          |
| <b>OWNER OCCUPIED UNITS</b>                                |                      |        |        |                              |              |                   |          |                           |                    |                     |                                |          |            |
| Total  | 5.3                  | 5.3    | -      | -                            | -            | -                 | -        | .3                        | .1                 | -                   | 2.8                            | 1.1      | 1.3        |
| <b>Cost and Ownership Sharing</b>                          |                      |        |        |                              |              |                   |          |                           |                    |                     |                                |          |            |
| Ownership shared by person not living here                 | .3                   | .3     | -      | -                            | -            | -                 | -        | -                         | -                  | -                   | .3                             | -        | -          |
| Costs shared by person not living here                     | -                    | -      | -      | -                            | -            | -                 | -        | -                         | -                  | -                   | -                              | -        | -          |
| Costs not shared   | .3                   | .3     | -      | -                            | -            | -                 | -        | -                         | -                  | -                   | .3                             | -        | -          |
| Cost sharing not reported                                  | -                    | -      | -      | -                            | -            | -                 | -        | -                         | -                  | -                   | -                              | -        | -          |
| Ownership not shared                                       | 4.8                  | 4.8    | -      | -                            | -            | -                 | -        | .3                        | -                  | -                   | 2.4                            | 1.1      | 1.3        |
| Costs shared by person not living here                     | -                    | -      | -      | -                            | -            | -                 | -        | -                         | -                  | -                   | -                              | -        | -          |
| Costs not shared   | 4.8                  | 4.8    | -      | -                            | -            | -                 | -        | .3                        | -                  | -                   | 2.4                            | 1.1      | 1.3        |
| Cost sharing not reported                                  | -                    | -      | -      | -                            | -            | -                 | -        | -                         | -                  | -                   | -                              | -        | -          |
| Ownership sharing not reported                             | .1                   | .1     | -      | -                            | -            | -                 | -        | -                         | .1                 | -                   | .1                             | -        | -          |
| <b>Monthly Payment for Principal and Interest</b>          |                      |        |        |                              |              |                   |          |                           |                    |                     |                                |          |            |
| Less than \$100  | .1                   | .1     | -      | -                            | -            | -                 | -        | -                         | -                  | -                   | .1                             | -        | -          |
| \$100 to \$199   | .2                   | .2     | -      | -                            | -            | -                 | -        | -                         | -                  | -                   | .2                             | -        | -          |
| \$200 to \$249   | .4                   | .4     | -      | -                            | -            | -                 | -        | -                         | -                  | -                   | .4                             | -        | .2         |
| \$250 to \$299   | .5                   | .5     | -      | -                            | -            | -                 | -        | -                         | -                  | -                   | .3                             | -        | .4         |
| \$300 to \$349   | .8                   | .8     | -      | -                            | -            | -                 | -        | -                         | -                  | -                   | .5                             | -        | .2         |
| \$350 to \$399   | .2                   | .2     | -      | -                            | -            | -                 | -        | -                         | -                  | -                   | .2                             | -        | .4         |
| \$400 to \$449   | -                    | -      | -      | -                            | -            | -                 | -        | -                         | -                  | -                   | -                              | -        | -          |
| \$450 to \$499   | .2                   | .2     | -      | -                            | -            | -                 | -        | -                         | -                  | -                   | -                              | .2       | -          |
| \$500 to \$599   | .3                   | .3     | -      | -                            | -            | -                 | -        | -                         | -                  | -                   | .1                             | -        | .2         |
| \$600 to \$699   | .2                   | .2     | -      | -                            | -            | -                 | -        | -                         | -                  | -                   | -                              | -        | .2         |
| \$700 to \$799   | -                    | -      | -      | -                            | -            | -                 | -        | -                         | -                  | -                   | -                              | -        | -          |
| \$800 to \$999   | -                    | -      | -      | -                            | -            | -                 | -        | -                         | -                  | -                   | -                              | -        | -          |
| \$1,000 to \$1,249   | -                    | -      | -      | -                            | -            | -                 | -        | -                         | -                  | -                   | -                              | -        | -          |
| \$1,250 to \$1,499   | -                    | -      | -      | -                            | -            | -                 | -        | -                         | -                  | -                   | -                              | -        | -          |
| \$1,500 or more  | -                    | -      | -      | -                            | -            | -                 | -        | -                         | -                  | -                   | -                              | .4       | .4         |
| Not reported   | .8                   | .8     | -      | -                            | -            | -                 | -        | -                         | -                  | -                   | -                              | -        | -          |
| Median   | -                    | -      | -      | -                            | -            | -                 | -        | -                         | -                  | -                   | -                              | -        | -          |
| <b>Average Monthly Cost Paid for Real Estate Taxes</b>     |                      |        |        |                              |              |                   |          |                           |                    |                     |                                |          |            |
| Less than \$25   | -                    | -      | -      | -                            | -            | -                 | -        | -                         | -                  | -                   | -                              | -        | -          |
| \$25 to \$49   | .1                   | .1     | -      | -                            | -            | -                 | -        | -                         | .1                 | -                   | .1                             | -        | -          |
| \$50 to \$74   | .2                   | .2     | -      | -                            | -            | -                 | -        | -                         | -                  | -                   | .2                             | -        | -          |
| \$75 to \$99   | 1.7                  | 1.7    | -      | -                            | -            | -                 | -        | .1                        | -                  | -                   | 1.5                            | -        | .2         |
| \$100 to \$149   | 1.7                  | 1.7    | -      | -                            | -            | -                 | -        | -                         | -                  | -                   | .8                             | .4       | .6         |
| \$150 to \$199   | .7                   | .7     | -      | -                            | -            | -                 | -        | -                         | -                  | -                   | .2                             | .3       | .2         |
| \$200 or more  | .8                   | .8     | -      | -                            | -            | -                 | -        | .2                        | -                  | -                   | -                              | .4       | .4         |
| Median   | 117                  | 117    | -      | -                            | -            | -                 | -        | -                         | -                  | -                   | -                              | -        | -          |
| <b>Annual Taxes Paid Per \$1,000 Value</b>                 |                      |        |        |                              |              |                   |          |                           |                    |                     |                                |          |            |
| Less than \$5  | -                    | -      | -      | -                            | -            | -                 | -        | -                         | -                  | -                   | -                              | -        | -          |
| \$5 to \$9   | .1                   | .1     | -      | -                            | -            | -                 | -        | -                         | -                  | -                   | .1                             | -        | -          |
| \$10 to \$14   | .4                   | .4     | -      | -                            | -            | -                 | -        | -                         | -                  | -                   | -                              | -        | .4         |
| \$15 to \$19   | .5                   | .5     | -      | -                            | -            | -                 | -        | -                         | -                  | -                   | .1                             | -        | .4         |
| \$20 to \$24   | 1.4                  | 1.4    | -      | -                            | -            | -                 | -        | .1                        | -                  | -                   | .4                             | .6       | .4         |
| \$25 or more   | 2.9                  | 2.9    | -      | -                            | -            | -                 | -        | .2                        | .1                 | -                   | 2.2                            | .5       | .2         |
| Median   | 25+                  | 25+    | -      | -                            | -            | -                 | -        | -                         | -                  | -                   | -                              | -        | -          |
| <b>Routine Maintenance in Last Year</b>                    |                      |        |        |                              |              |                   |          |                           |                    |                     |                                |          |            |
| Less than \$25 per month                                   | 3.5                  | 3.5    | -      | -                            | -            | -                 | -        | .3                        | -                  | -                   | 2.0                            | .9       | .6         |
| \$25 to \$49   | 1.2                  | 1.2    | -      | -                            | -            | -                 | -        | -                         | -                  | -                   | .2                             | .2       | .7         |
| \$50 to \$74   | -                    | -      | -      | -                            | -            | -                 | -        | -                         | -                  | -                   | -                              | -        | -          |
| \$75 to \$99   | -                    | -      | -      | -                            | -            | -                 | -        | -                         | -                  | -                   | -                              | -        | -          |
| \$100 to \$149   | .1                   | .1     | -      | -                            | -            | -                 | -        | -                         | -                  | -                   | .1                             | -        | -          |
| \$150 to \$199   | -                    | -      | -      | -                            | -            | -                 | -        | -                         | -                  | -                   | -                              | -        | -          |
| \$200 or more per month                                    | .2                   | .2     | -      | -                            | -            | -                 | -        | -                         | -                  | -                   | .2                             | -        | -          |
| Not reported   | .2                   | .2     | -      | -                            | -            | -                 | -        | -                         | .1                 | -                   | .2                             | -        | -          |
| Median   | 25-                  | 25-    | -      | -                            | -            | -                 | -        | -                         | -                  | -                   | -                              | -        | -          |
| <b>Condominium and Cooperative Fee</b>                     |                      |        |        |                              |              |                   |          |                           |                    |                     |                                |          |            |
| Fee paid   | .1                   | .1     | -      | -                            | -            | -                 | -        | -                         | -                  | -                   | -                              | .1       | -          |
| Less than \$25 per month                                   | -                    | -      | -      | -                            | -            | -                 | -        | -                         | -                  | -                   | -                              | -        | -          |
| \$25 to \$49   | -                    | -      | -      | -                            | -            | -                 | -        | -                         | -                  | -                   | -                              | -        | -          |
| \$50 to \$74   | -                    | -      | -      | -                            | -            | -                 | -        | -                         | -                  | -                   | -                              | -        | -          |
| \$75 to \$99   | .1                   | .1     | -      | -                            | -            | -                 | -        | -                         | -                  | -                   | -                              | .1       | -          |
| \$100 to \$149   | -                    | -      | -      | -                            | -            | -                 | -        | -                         | -                  | -                   | -                              | -        | -          |
| \$150 to \$199   | -                    | -      | -      | -                            | -            | -                 | -        | -                         | -                  | -                   | -                              | -        | -          |
| \$200 or more per month                                    | -                    | -      | -      | -                            | -            | -                 | -        | -                         | -                  | -                   | -                              | -        | -          |
| Not reported   | -                    | -      | -      | -                            | -            | -                 | -        | -                         | -                  | -                   | -                              | -        | -          |
| Median   | -                    | -      | -      | -                            | -            | -                 | -        | -                         | -                  | -                   | -                              | -        | -          |
| <b>Other Housing Costs Per Month</b>                       |                      |        |        |                              |              |                   |          |                           |                    |                     |                                |          |            |
| Homeowner association fee paid                             | .1                   | .1     | -      | -                            | -            | -                 | -        | -                         | -                  | -                   | -                              | .1       | -          |
| Median   | -                    | -      | -      | -                            | -            | -                 | -        | -                         | -                  | -                   | -                              | -        | -          |
| Mobile home park fee paid                                  | -                    | -      | -      | -                            | -            | -                 | -        | -                         | -                  | -                   | -                              | -        | -          |
| Median   | -                    | -      | -      | -                            | -            | -                 | -        | -                         | -                  | -                   | -                              | -        | -          |
| Land rent fee paid   | -                    | -      | -      | -                            | -            | -                 | -        | -                         | -                  | -                   | -                              | -        | -          |
| Median   | -                    | -      | -      | -                            | -            | -                 | -        | -                         | -                  | -                   | -                              | -        | -          |

<sup>1</sup>See back cover for details.

<sup>2</sup>May reflect a temporary situation, living off savings, or response error.

**Table 6-14. Value, Purchase Price, and Source of Down Payment - Owner Occupied Units with Hispanic Householder**

[Numbers in thousands. ... means not applicable or sample too small. - means zero or rounds to zero.]

| Characteristics                                      | Total occupied units | Tenure |        | Housing unit characteristics |              |                   |          | Household characteristics |                    |                     | Selected subareas <sup>1</sup> |          |            |
|--|----------------------|--------|--------|------------------------------|--------------|-------------------|----------|---------------------------|--------------------|---------------------|--------------------------------|----------|------------|
|  |                      | Owner  | Renter | New construction 4 yrs       | Mobile homes | Physical problems |          | Elderly (65+)             | Moved in past year | Below poverty level | Area one                       | Area two | Area three |
|  |                      |        |        |                              |              | Severe            | Moderate |                           |                    |                     |                                |          |            |
| <b>Total</b> .....                                   | 5.3                  | 5.3    | -      | -                            | -            | -                 | -        | .3                        | .1                 | -                   | 2.8                            | 1.1      | 1.3        |
| <b>Value</b>   |                      |        |        |                              |              |                   |          |                           |                    |                     |                                |          |            |
| Less than \$10,000.....                              | -                    | -      | -      | -                            | -            | -                 | -        | -                         | -                  | -                   | -                              | -        | -          |
| \$10,000 to \$19,999.....                            | .4                   | .4     | -      | -                            | -            | -                 | -        | -                         | .1                 | -                   | .4                             | -        | -          |
| \$20,000 to \$29,999.....                            | -                    | -      | -      | -                            | -            | -                 | -        | -                         | -                  | -                   | -                              | -        | -          |
| \$30,000 to \$39,999.....                            | 1.5                  | 1.5    | -      | -                            | -            | -                 | -        | -                         | -                  | -                   | 1.5                            | -        | -          |
| \$40,000 to \$49,999.....                            | .7                   | .7     | -      | -                            | -            | -                 | -        | -                         | -                  | -                   | .5                             | .2       | -          |
| \$50,000 to \$59,999.....                            | .3                   | .3     | -      | -                            | -            | -                 | -        | -                         | -                  | -                   | -                              | .3       | -          |
| \$60,000 to \$69,999.....                            | .5                   | .5     | -      | -                            | -            | -                 | -        | .1                        | -                  | -                   | .1                             | -        | .4         |
| \$70,000 to \$79,999.....                            | .4                   | .4     | -      | -                            | -            | -                 | -        | -                         | -                  | -                   | .2                             | -        | .2         |
| \$80,000 to \$99,999.....                            | .4                   | .4     | -      | -                            | -            | -                 | -        | .2                        | -                  | -                   | -                              | .4       | -          |
| \$100,000 to \$119,999.....                          | .6                   | .6     | -      | -                            | -            | -                 | -        | -                         | -                  | -                   | -                              | .2       | .4         |
| \$120,000 to \$149,999.....                          | -                    | -      | -      | -                            | -            | -                 | -        | -                         | -                  | -                   | -                              | -        | -          |
| \$150,000 to \$199,999.....                          | .2                   | .2     | -      | -                            | -            | -                 | -        | -                         | -                  | -                   | -                              | -        | .2         |
| \$200,000 to \$249,999.....                          | .3                   | .3     | -      | -                            | -            | -                 | -        | -                         | -                  | -                   | .1                             | -        | .2         |
| \$250,000 to \$299,999.....                          | -                    | -      | -      | -                            | -            | -                 | -        | -                         | -                  | -                   | -                              | -        | -          |
| \$300,000 or more.....                               | -                    | -      | -      | -                            | -            | -                 | -        | -                         | -                  | -                   | -                              | -        | -          |
| Median.....  | 51 997               | 51 997 | -      | -                            | -            | -                 | -        | -                         | -                  | -                   | -                              | -        | -          |
| <b>Value-Income Ratio</b>                            |                      |        |        |                              |              |                   |          |                           |                    |                     |                                |          |            |
| Less than 1.5.....                                   | 2.7                  | 2.7    | -      | -                            | -            | -                 | -        | .1                        | .1                 | -                   | 2.3                            | .2       | .2         |
| 1.5 to 1.9.....                                      | .4                   | .4     | -      | -                            | -            | -                 | -        | .2                        | -                  | -                   | -                              | .4       | .7         |
| 2.0 to 2.4.....                                      | .9                   | .9     | -      | -                            | -            | -                 | -        | -                         | -                  | -                   | .2                             | .2       | .2         |
| 2.5 to 2.9.....                                      | .4                   | .4     | -      | -                            | -            | -                 | -        | -                         | -                  | -                   | .2                             | -        | .2         |
| 3.0 to 3.9.....                                      | .2                   | .2     | -      | -                            | -            | -                 | -        | -                         | -                  | -                   | -                              | -        | .2         |
| 4.0 to 4.9.....                                      | .5                   | .5     | -      | -                            | -            | -                 | -        | -                         | -                  | -                   | .3                             | .2       | .2         |
| 5.0 or more.....                                     | .1                   | .1     | -      | -                            | -            | -                 | -        | -                         | -                  | -                   | -                              | .1       | -          |
| Zero or negative income.....                         | -                    | -      | -      | -                            | -            | -                 | -        | -                         | -                  | -                   | -                              | -        | -          |
| Median.....  | 1.5                  | 1.5    | -      | -                            | -            | -                 | -        | -                         | -                  | -                   | -                              | -        | -          |
| <b>Other Activities on Property<sup>2</sup></b>      |                      |        |        |                              |              |                   |          |                           |                    |                     |                                |          |            |
| Commercial establishment.....                        | -                    | -      | -      | -                            | -            | -                 | -        | -                         | -                  | -                   | -                              | -        | -          |
| Medical or dental office.....                        | -                    | -      | -      | -                            | -            | -                 | -        | -                         | -                  | -                   | -                              | -        | -          |
| Neither.....   | 5.3                  | 5.3    | -      | -                            | -            | -                 | -        | .3                        | .1                 | -                   | 2.8                            | 1.1      | 1.3        |
| <b>Year Unit Acquired</b>                            |                      |        |        |                              |              |                   |          |                           |                    |                     |                                |          |            |
| 1990 to 1994.....                                    | -                    | -      | -      | -                            | -            | -                 | -        | -                         | -                  | -                   | -                              | -        | -          |
| 1985 to 1989.....                                    | 1.2                  | 1.2    | -      | -                            | -            | -                 | -        | -                         | -                  | -                   | .9                             | .3       | -          |
| 1980 to 1984.....                                    | 1.3                  | 1.3    | -      | -                            | -            | -                 | -        | -                         | -                  | -                   | .6                             | .4       | .4         |
| 1975 to 1979.....                                    | 1.5                  | 1.5    | -      | -                            | -            | -                 | -        | .2                        | -                  | -                   | .7                             | .4       | .4         |
| 1970 to 1974.....                                    | .5                   | .5     | -      | -                            | -            | -                 | -        | -                         | -                  | -                   | .3                             | -        | .2         |
| 1960 to 1969.....                                    | .4                   | .4     | -      | -                            | -            | -                 | -        | .1                        | -                  | -                   | -                              | -        | .4         |
| 1950 to 1959.....                                    | -                    | -      | -      | -                            | -            | -                 | -        | -                         | -                  | -                   | -                              | -        | -          |
| 1940 to 1949.....                                    | .2                   | .2     | -      | -                            | -            | -                 | -        | -                         | -                  | -                   | .2                             | -        | -          |
| 1939 or earlier.....                                 | -                    | -      | -      | -                            | -            | -                 | -        | -                         | -                  | -                   | -                              | -        | -          |
| Not reported.....                                    | .1                   | .1     | -      | -                            | -            | -                 | -        | -                         | .1                 | -                   | .1                             | -        | -          |
| Median.....  | 1980                 | 1980   | -      | -                            | -            | -                 | -        | -                         | -                  | -                   | -                              | -        | -          |
| <b>First Time Owners</b>                             |                      |        |        |                              |              |                   |          |                           |                    |                     |                                |          |            |
| First home ever owned.....                           | 2.8                  | 2.8    | -      | -                            | -            | -                 | -        | -                         | -                  | -                   | 1.8                            | .2       | .8         |
| Not first home.....                                  | 2.3                  | 2.3    | -      | -                            | -            | -                 | -        | .3                        | -                  | -                   | .9                             | .9       | .5         |
| Not reported.....                                    | .1                   | .1     | -      | -                            | -            | -                 | -        | -                         | .1                 | -                   | .1                             | -        | -          |
| <b>Purchase Price</b>                                |                      |        |        |                              |              |                   |          |                           |                    |                     |                                |          |            |
| Home purchased or built.....                         | 5.1                  | 5.1    | -      | -                            | -            | -                 | -        | .3                        | -                  | -                   | 2.7                            | 1.1      | 1.3        |
| Less than \$10,000.....                              | .4                   | .4     | -      | -                            | -            | -                 | -        | -                         | -                  | -                   | .4                             | -        | -          |
| \$10,000 to \$19,999.....                            | .4                   | .4     | -      | -                            | -            | -                 | -        | .1                        | -                  | -                   | .2                             | -        | .2         |
| \$20,000 to \$29,999.....                            | 1.3                  | 1.3    | -      | -                            | -            | -                 | -        | -                         | -                  | -                   | .9                             | .2       | .2         |
| \$30,000 to \$39,999.....                            | 1.0                  | 1.0    | -      | -                            | -            | -                 | -        | -                         | -                  | -                   | .8                             | .2       | .2         |
| \$40,000 to \$49,999.....                            | .3                   | .3     | -      | -                            | -            | -                 | -        | -                         | -                  | -                   | .1                             | .2       | -          |
| \$50,000 to \$59,999.....                            | .1                   | .1     | -      | -                            | -            | -                 | -        | -                         | -                  | -                   | -                              | .1       | -          |
| \$60,000 to \$69,999.....                            | .4                   | .4     | -      | -                            | -            | -                 | -        | -                         | -                  | -                   | -                              | .4       | -          |
| \$70,000 to \$79,999.....                            | -                    | -      | -      | -                            | -            | -                 | -        | .2                        | -                  | -                   | -                              | -        | -          |
| \$80,000 to \$99,999.....                            | .4                   | .4     | -      | -                            | -            | -                 | -        | -                         | -                  | -                   | -                              | -        | .4         |
| \$100,000 to \$119,999.....                          | -                    | -      | -      | -                            | -            | -                 | -        | -                         | -                  | -                   | -                              | -        | -          |
| \$120,000 to \$149,999.....                          | -                    | -      | -      | -                            | -            | -                 | -        | -                         | -                  | -                   | -                              | -        | -          |
| \$150,000 to \$199,999.....                          | .2                   | .2     | -      | -                            | -            | -                 | -        | -                         | -                  | -                   | -                              | -        | .2         |
| \$200,000 to \$249,999.....                          | -                    | -      | -      | -                            | -            | -                 | -        | -                         | -                  | -                   | -                              | -        | -          |
| \$250,000 to \$299,999.....                          | -                    | -      | -      | -                            | -            | -                 | -        | -                         | -                  | -                   | -                              | -        | -          |
| \$300,000 or more.....                               | -                    | -      | -      | -                            | -            | -                 | -        | -                         | -                  | -                   | -                              | -        | -          |
| Not reported.....                                    | .6                   | .6     | -      | -                            | -            | -                 | -        | -                         | -                  | -                   | .2                             | .2       | .2         |
| Median.....  | 31 292               | 31 292 | -      | -                            | -            | -                 | -        | -                         | -                  | -                   | -                              | -        | -          |
| Received as inheritance or gift.....                 | -                    | -      | -      | -                            | -            | -                 | -        | -                         | -                  | -                   | -                              | -        | -          |
| Not reported.....                                    | .1                   | .1     | -      | -                            | -            | -                 | -        | -                         | .1                 | -                   | .1                             | -        | -          |
| <b>Major Source of Down Payment</b>                  |                      |        |        |                              |              |                   |          |                           |                    |                     |                                |          |            |
| Home purchased or built.....                         | 5.1                  | 5.1    | -      | -                            | -            | -                 | -        | .3                        | -                  | -                   | 2.7                            | 1.1      | 1.3        |
| Sale of previous home.....                           | 1.7                  | 1.7    | -      | -                            | -            | -                 | -        | -                         | -                  | -                   | .2                             | .9       | .5         |
| Savings or cash on hand.....                         | 3.0                  | 3.0    | -      | -                            | -            | -                 | -        | .1                        | -                  | -                   | 2.2                            | .2       | .6         |
| Sale of other investment.....                        | -                    | -      | -      | -                            | -            | -                 | -        | -                         | -                  | -                   | -                              | -        | -          |
| Borrowing, other than mortgage on this property..... | .1                   | .1     | -      | -                            | -            | -                 | -        | -                         | -                  | -                   | .1                             | -        | -          |
| Inheritance or gift.....                             | .1                   | .1     | -      | -                            | -            | -                 | -        | -                         | -                  | -                   | .1                             | -        | -          |
| Land where building built used for financing.....    | -                    | -      | -      | -                            | -            | -                 | -        | -                         | -                  | -                   | -                              | -        | -          |
| Other.....   | -                    | -      | -      | -                            | -            | -                 | -        | -                         | -                  | -                   | -                              | -        | -          |
| No down payment.....                                 | .2                   | .2     | -      | -                            | -            | -                 | -        | -                         | -                  | -                   | -                              | -        | .2         |
| Not reported.....                                    | -                    | -      | -      | -                            | -            | -                 | -        | -                         | -                  | -                   | -                              | -        | -          |

<sup>1</sup>See back cover for details.

<sup>2</sup>Figures may not add to total because more than one category may apply to a unit.

**Table 6-15: Mortgage Characteristics - Owner Occupied Units with Hispanic Householder**

[Numbers in thousands. ... means not applicable or sample too small. - means zero or rounds to zero.]

| Characteristics   | Total occupied units | Tenure |        | Housing unit characteristics |              |                   |          | Household characteristics |                    |                     | Selected subareas <sup>1</sup> |          |            |
|---|----------------------|--------|--------|------------------------------|--------------|-------------------|----------|---------------------------|--------------------|---------------------|--------------------------------|----------|------------|
|   |                      | Owner  | Renter | New construction 4 yrs       | Mobile homes | Physical problems |          | Elderly (65+)             | Moved in past year | Below poverty level | Area one                       | Area two | Area three |
|   |                      |        |        |                              |              | Severe            | Moderate |                           |                    |                     |                                |          |            |
| <b>Total</b> .....  | 5.3                  | 5.3    | -      | -                            | -            | -                 | -        | .3                        | .1                 | -                   | 2.8                            | 1.1      | 1.3        |
| <b>Mortgages Currently on Property</b>                        |                      |        |        |                              |              |                   |          |                           |                    |                     |                                |          |            |
| None, owned free and clear .....                              | 1.6                  | 1.6    | -      | -                            | -            | -                 | -        | .3                        | .1                 | -                   | 1.1                            | .5       | -          |
| With mortgage or land contract .....                          | 3.7                  | 3.7    | -      | -                            | -            | -                 | -        | -                         | -                  | -                   | 1.7                            | .6       | 1.3        |
| One mortgage or land contract .....                           | 3.5                  | 3.5    | -      | -                            | -            | -                 | -        | -                         | -                  | -                   | 1.7                            | .8       | 1.1        |
| Two mortgages .....   | .2                   | .2     | -      | -                            | -            | -                 | -        | -                         | -                  | -                   | -                              | -        | .2         |
| Three or more mortgages .....                                 | -                    | -      | -      | -                            | -            | -                 | -        | -                         | -                  | -                   | -                              | -        | -          |
| Number of mortgages not reported .....                        | -                    | -      | -      | -                            | -            | -                 | -        | -                         | -                  | -                   | -                              | -        | -          |
| <b>OWNERS WITH ONE OR MORE MORTGAGES</b>                      |                      |        |        |                              |              |                   |          |                           |                    |                     |                                |          |            |
| <b>Total</b> .....  | 3.7                  | 3.7    | -      | -                            | -            | -                 | -        | -                         | -                  | -                   | 1.7                            | .6       | 1.3        |
| <b>Type of Primary Mortgage</b>                               |                      |        |        |                              |              |                   |          |                           |                    |                     |                                |          |            |
| FHA.....  | .7                   | .7     | -      | -                            | -            | -                 | -        | -                         | -                  | -                   | .1                             | .2       | .4         |
| VA.....   | .6                   | .6     | -      | -                            | -            | -                 | -        | -                         | -                  | -                   | .2                             | -        | .4         |
| Farmers Home Administration .....                             | -                    | -      | -      | -                            | -            | -                 | -        | -                         | -                  | -                   | -                              | -        | -          |
| Other types .....   | 2.4                  | 2.4    | -      | -                            | -            | -                 | -        | -                         | -                  | -                   | 1.4                            | .4       | .6         |
| Don't know .....  | -                    | -      | -      | -                            | -            | -                 | -        | -                         | -                  | -                   | -                              | -        | -          |
| Not reported .....  | -                    | -      | -      | -                            | -            | -                 | -        | -                         | -                  | -                   | -                              | -        | -          |
| <b>Lower Cost State and Local Mortgages</b>                   |                      |        |        |                              |              |                   |          |                           |                    |                     |                                |          |            |
| State or local program used .....                             | 1.2                  | 1.2    | -      | -                            | -            | -                 | -        | -                         | -                  | -                   | .6                             | .2       | .4         |
| Not used .....  | 2.4                  | 2.4    | -      | -                            | -            | -                 | -        | -                         | -                  | -                   | 1.1                            | .4       | .9         |
| Not reported .....  | -                    | -      | -      | -                            | -            | -                 | -        | -                         | -                  | -                   | -                              | -        | -          |
| <b>Mortgage Origination</b>                                   |                      |        |        |                              |              |                   |          |                           |                    |                     |                                |          |            |
| Placed new mortgage(s).....                                   | 3.5                  | 3.5    | -      | -                            | -            | -                 | -        | -                         | -                  | -                   | 1.7                            | .6       | 1.1        |
| Primary obtained when property acquired .....                 | 2.4                  | 2.4    | -      | -                            | -            | -                 | -        | -                         | -                  | -                   | 1.4                            | .4       | .6         |
| Obtained later .....  | 1.1                  | 1.1    | -      | -                            | -            | -                 | -        | -                         | -                  | -                   | .3                             | .2       | .6         |
| Date not reported .....                                       | -                    | -      | -      | -                            | -            | -                 | -        | -                         | -                  | -                   | -                              | -        | -          |
| Assumed .....   | -                    | -      | -      | -                            | -            | -                 | -        | -                         | -                  | -                   | -                              | -        | -          |
| Wrap-around .....   | -                    | -      | -      | -                            | -            | -                 | -        | -                         | -                  | -                   | -                              | -        | -          |
| Combination of the above .....                                | .2                   | .2     | -      | -                            | -            | -                 | -        | -                         | -                  | -                   | -                              | -        | .2         |
| Origin not reported .....                                     | -                    | -      | -      | -                            | -            | -                 | -        | -                         | -                  | -                   | -                              | -        | -          |
| <b>Payment Plan of Primary Mortgage</b>                       |                      |        |        |                              |              |                   |          |                           |                    |                     |                                |          |            |
| Fixed payment, self amortizing .....                          | 3.0                  | 3.0    | -      | -                            | -            | -                 | -        | -                         | -                  | -                   | 1.4                            | .4       | 1.1        |
| Adjustable rate mortgage .....                                | .2                   | .2     | -      | -                            | -            | -                 | -        | -                         | -                  | -                   | .2                             | -        | -          |
| Adjustable term mortgage .....                                | -                    | -      | -      | -                            | -            | -                 | -        | -                         | -                  | -                   | -                              | -        | -          |
| Graduated payment mortgage .....                              | -                    | -      | -      | -                            | -            | -                 | -        | -                         | -                  | -                   | -                              | -        | -          |
| Balloon .....   | -                    | -      | -      | -                            | -            | -                 | -        | -                         | -                  | -                   | -                              | -        | -          |
| Other .....   | .2                   | .2     | -      | -                            | -            | -                 | -        | -                         | -                  | -                   | -                              | .2       | -          |
| Combination of the above .....                                | -                    | -      | -      | -                            | -            | -                 | -        | -                         | -                  | -                   | -                              | -        | -          |
| Not reported .....  | .3                   | .3     | -      | -                            | -            | -                 | -        | -                         | -                  | -                   | .1                             | -        | .2         |
| <b>Payment Plan of Secondary Mortgage</b>                     |                      |        |        |                              |              |                   |          |                           |                    |                     |                                |          |            |
| Units with two or more mortgages .....                        | .2                   | .2     | -      | -                            | -            | -                 | -        | -                         | -                  | -                   | -                              | -        | .2         |
| Fixed payment, self amortizing .....                          | -                    | -      | -      | -                            | -            | -                 | -        | -                         | -                  | -                   | -                              | -        | -          |
| Adjustable rate mortgage .....                                | -                    | -      | -      | -                            | -            | -                 | -        | -                         | -                  | -                   | -                              | -        | -          |
| Adjustable term mortgage .....                                | -                    | -      | -      | -                            | -            | -                 | -        | -                         | -                  | -                   | -                              | -        | -          |
| Graduated payment mortgage .....                              | -                    | -      | -      | -                            | -            | -                 | -        | -                         | -                  | -                   | -                              | -        | -          |
| Balloon .....   | -                    | -      | -      | -                            | -            | -                 | -        | -                         | -                  | -                   | -                              | -        | -          |
| Other .....   | -                    | -      | -      | -                            | -            | -                 | -        | -                         | -                  | -                   | -                              | -        | -          |
| Combination of the above .....                                | -                    | -      | -      | -                            | -            | -                 | -        | -                         | -                  | -                   | -                              | -        | -          |
| Not reported .....  | .2                   | .2     | -      | -                            | -            | -                 | -        | -                         | -                  | -                   | -                              | -        | .2         |
| <b>Lenders of Primary and Secondary Mortgages</b>             |                      |        |        |                              |              |                   |          |                           |                    |                     |                                |          |            |
| Only borrowed from firm(s) .....                              | 3.5                  | 3.5    | -      | -                            | -            | -                 | -        | -                         | -                  | -                   | 1.7                            | .6       | 1.1        |
| Only borrowed from seller .....                               | -                    | -      | -      | -                            | -            | -                 | -        | -                         | -                  | -                   | -                              | -        | -          |
| Only borrowed from other individual(s) .....                  | -                    | -      | -      | -                            | -            | -                 | -        | -                         | -                  | -                   | -                              | -        | -          |
| Borrowed from a firm and seller .....                         | -                    | -      | -      | -                            | -            | -                 | -        | -                         | -                  | -                   | -                              | -        | -          |
| Borrowed from a firm and other individual .....               | -                    | -      | -      | -                            | -            | -                 | -        | -                         | -                  | -                   | -                              | -        | -          |
| Borrowed from seller and other individual .....               | -                    | -      | -      | -                            | -            | -                 | -        | -                         | -                  | -                   | -                              | -        | -          |
| One or both sources not reported .....                        | .2                   | .2     | -      | -                            | -            | -                 | -        | -                         | -                  | -                   | -                              | -        | .2         |
| <b>Items Included in Primary Mortgage Payment<sup>2</sup></b> |                      |        |        |                              |              |                   |          |                           |                    |                     |                                |          |            |
| Principal and interest only .....                             | .4                   | .4     | -      | -                            | -            | -                 | -        | -                         | -                  | -                   | .2                             | -        | .2         |
| Property taxes .....  | 3.3                  | 3.3    | -      | -                            | -            | -                 | -        | -                         | -                  | -                   | 1.5                            | .6       | 1.1        |
| Property insurance .....                                      | 2.3                  | 2.3    | -      | -                            | -            | -                 | -        | -                         | -                  | -                   | .9                             | .4       | .9         |
| Other .....   | .5                   | .5     | -      | -                            | -            | -                 | -        | -                         | -                  | -                   | .1                             | .2       | .2         |
| Not reported .....  | -                    | -      | -      | -                            | -            | -                 | -        | -                         | -                  | -                   | -                              | -        | -          |
| <b>Year Primary Mortgage Originated</b>                       |                      |        |        |                              |              |                   |          |                           |                    |                     |                                |          |            |
| 1990 to 1994 .....  | -                    | -      | -      | -                            | -            | -                 | -        | -                         | -                  | -                   | -                              | -        | -          |
| 1985 to 1989 .....  | 1.3                  | 1.3    | -      | -                            | -            | -                 | -        | -                         | -                  | -                   | 1.0                            | .2       | .2         |
| 1980 to 1984 .....  | 1.0                  | 1.0    | -      | -                            | -            | -                 | -        | -                         | -                  | -                   | .3                             | .6       | .6         |
| 1975 to 1979 .....  | 1.1                  | 1.1    | -      | -                            | -            | -                 | -        | -                         | -                  | -                   | .5                             | .2       | .4         |
| 1970 to 1974 .....  | .2                   | .2     | -      | -                            | -            | -                 | -        | -                         | -                  | -                   | -                              | -        | .2         |
| 1960 to 1969 .....  | -                    | -      | -      | -                            | -            | -                 | -        | -                         | -                  | -                   | -                              | -        | -          |
| 1950 to 1959 .....  | -                    | -      | -      | -                            | -            | -                 | -        | -                         | -                  | -                   | -                              | -        | -          |
| 1949 or earlier .....   | -                    | -      | -      | -                            | -            | -                 | -        | -                         | -                  | -                   | -                              | -        | -          |
| Not reported .....  | -                    | -      | -      | -                            | -            | -                 | -        | -                         | -                  | -                   | -                              | -        | -          |
| Median .....  | -                    | -      | -      | -                            | -            | -                 | -        | -                         | -                  | -                   | -                              | -        | -          |

**Table 6-15. Mortgage Characteristics - Owner Occupied Units with Hispanic Householder—  
Con.**

[Numbers in thousands. ... means not applicable or sample too small. - means zero or rounds to zero.]

| Characteristics  | Total occupied units | Tenure |        | Housing unit characteristics |              |                   |          | Household characteristics |                    |                     | Selected subareas <sup>1</sup> |          |            |
|--|----------------------|--------|--------|------------------------------|--------------|-------------------|----------|---------------------------|--------------------|---------------------|--------------------------------|----------|------------|
|  |                      | Owner  | Renter | New construction 4 yrs       | Mobile homes | Physical problems |          | Elderly (85+)             | Moved in past year | Below poverty level | Area one                       | Area two | Area three |
|  |                      |        |        |                              |              | Severe            | Moderate |                           |                    |                     |                                |          |            |
| <b>OWNERS WITH ONE OR MORE MORTGAGES—Con.</b>                |                      |        |        |                              |              |                   |          |                           |                    |                     |                                |          |            |
| <b>Term of Primary Mortgage at Origination or Assumption</b> |                      |        |        |                              |              |                   |          |                           |                    |                     |                                |          |            |
| Less than 8 years  | —                    | —      | —      | —                            | —            | —                 | —        | —                         | —                  | —                   | —                              | —        |            |
| 8 to 12 years  | —                    | —      | —      | —                            | —            | —                 | —        | —                         | —                  | —                   | —                              | —        |            |
| 13 to 17 years   | .3                   | .3     | —      | —                            | —            | —                 | —        | —                         | —                  | —                   | .1                             | .2       |            |
| 18 to 22 years   | .1                   | .1     | —      | —                            | —            | —                 | —        | —                         | —                  | —                   | .1                             | —        |            |
| 23 to 27 years   | —                    | —      | —      | —                            | —            | —                 | —        | —                         | —                  | —                   | —                              | —        |            |
| 28 to 32 years   | 2.0                  | 2.0    | —      | —                            | —            | —                 | —        | —                         | —                  | —                   | 1.0                            | .2       |            |
| 33 years or more   | —                    | —      | —      | —                            | —            | —                 | —        | —                         | —                  | —                   | —                              | .8       |            |
| Variable   | —                    | —      | —      | —                            | —            | —                 | —        | —                         | —                  | —                   | —                              | —        |            |
| Not reported   | 1.2                  | 1.2    | —      | —                            | —            | —                 | —        | —                         | —                  | —                   | .4                             | .2       |            |
| Median   | —                    | —      | —      | —                            | —            | —                 | —        | —                         | —                  | —                   | —                              | —        |            |
| <b>Remaining Years Mortgaged</b>                             |                      |        |        |                              |              |                   |          |                           |                    |                     |                                |          |            |
| Less than 8 years  | .4                   | .4     | —      | —                            | —            | —                 | —        | —                         | —                  | —                   | .2                             | .2       |            |
| 8 to 12  | .5                   | .5     | —      | —                            | —            | —                 | —        | —                         | —                  | —                   | .1                             | .2       |            |
| 13 to 17   | 1.2                  | 1.2    | —      | —                            | —            | —                 | —        | —                         | —                  | —                   | .6                             | .8       |            |
| 18 to 22   | .3                   | .2     | —      | —                            | —            | —                 | —        | —                         | —                  | —                   | —                              | .4       |            |
| 23 to 27   | .8                   | .6     | —      | —                            | —            | —                 | —        | —                         | —                  | —                   | .2                             | .2       |            |
| 28 to 32   | .4                   | .4     | —      | —                            | —            | —                 | —        | —                         | —                  | —                   | .4                             | .4       |            |
| 33 years or more   | —                    | —      | —      | —                            | —            | —                 | —        | —                         | —                  | —                   | —                              | —        |            |
| Variable   | —                    | —      | —      | —                            | —            | —                 | —        | —                         | —                  | —                   | —                              | —        |            |
| Not reported   | .3                   | .3     | —      | —                            | —            | —                 | —        | —                         | —                  | —                   | .1                             | .2       |            |
| Median   | —                    | —      | —      | —                            | —            | —                 | —        | —                         | —                  | —                   | —                              | —        |            |
| <b>Current Interest Rate</b>                                 |                      |        |        |                              |              |                   |          |                           |                    |                     |                                |          |            |
| Less than 6 percent  | —                    | —      | —      | —                            | —            | —                 | —        | —                         | —                  | —                   | —                              | —        |            |
| 6 to 7.9   | —                    | .2     | —      | —                            | —            | —                 | —        | —                         | —                  | —                   | —                              | —        |            |
| 8 to 9.9   | 3.2                  | 3.9    | —      | —                            | —            | —                 | —        | —                         | —                  | —                   | —                              | .2       |            |
| 10 to 11.9   | 1.2                  | 1.2    | —      | —                            | —            | —                 | —        | —                         | —                  | —                   | —                              | .4       |            |
| 12 to 13.9   | .3                   | .3     | —      | —                            | —            | —                 | —        | —                         | —                  | —                   | —                              | —        |            |
| 14 to 15.9   | —                    | —      | —      | —                            | —            | —                 | —        | —                         | —                  | —                   | —                              | —        |            |
| 16 to 17.9   | —                    | —      | —      | —                            | —            | —                 | —        | —                         | —                  | —                   | —                              | —        |            |
| 18 to 19.9   | —                    | —      | —      | —                            | —            | —                 | —        | —                         | —                  | —                   | —                              | —        |            |
| 20 percent or more   | —                    | —      | —      | —                            | —            | —                 | —        | —                         | —                  | —                   | —                              | —        |            |
| Not reported   | 1.6                  | 1.6    | —      | —                            | —            | —                 | —        | —                         | —                  | —                   | .4                             | .4       |            |
| Median   | —                    | —      | —      | —                            | —            | —                 | —        | —                         | —                  | —                   | —                              | —        |            |
| <b>Total Outstanding Principal Amount</b>                    |                      |        |        |                              |              |                   |          |                           |                    |                     |                                |          |            |
| Less than \$10,000   | —                    | —      | —      | —                            | —            | —                 | —        | —                         | —                  | —                   | —                              | —        |            |
| \$10,000 to \$19,999   | .1                   | .1     | —      | —                            | —            | —                 | —        | —                         | —                  | —                   | —                              | —        |            |
| \$20,000 to \$29,999   | .7                   | .7     | —      | —                            | —            | —                 | —        | —                         | —                  | —                   | —                              | —        |            |
| \$30,000 to \$39,999   | .7                   | .7     | —      | —                            | —            | —                 | —        | —                         | —                  | —                   | —                              | —        |            |
| \$40,000 to \$49,999   | .1                   | .1     | —      | —                            | —            | —                 | —        | —                         | —                  | —                   | —                              | —        |            |
| \$50,000 to \$59,999   | .2                   | .2     | —      | —                            | —            | —                 | —        | —                         | —                  | —                   | —                              | —        |            |
| \$60,000 to \$69,999   | —                    | —      | —      | —                            | —            | —                 | —        | —                         | —                  | —                   | —                              | —        |            |
| \$70,000 to \$79,999   | —                    | —      | —      | —                            | —            | —                 | —        | —                         | —                  | —                   | —                              | —        |            |
| \$80,000 to \$89,999   | —                    | —      | —      | —                            | —            | —                 | —        | —                         | —                  | —                   | —                              | —        |            |
| \$100,000 to \$119,999                                       | —                    | —      | —      | —                            | —            | —                 | —        | —                         | —                  | —                   | —                              | —        |            |
| \$120,000 to \$149,999                                       | —                    | —      | —      | —                            | —            | —                 | —        | —                         | —                  | —                   | —                              | —        |            |
| \$150,000 to \$199,999                                       | —                    | —      | —      | —                            | —            | —                 | —        | —                         | —                  | —                   | —                              | —        |            |
| \$200,000 to \$249,999                                       | —                    | —      | —      | —                            | —            | —                 | —        | —                         | —                  | —                   | —                              | —        |            |
| \$250,000 to \$299,999                                       | —                    | —      | —      | —                            | —            | —                 | —        | —                         | —                  | —                   | —                              | —        |            |
| \$300,000 or more  | —                    | —      | —      | —                            | —            | —                 | —        | —                         | —                  | —                   | —                              | —        |            |
| Not reported   | 1.6                  | 1.6    | —      | —                            | —            | —                 | —        | —                         | —                  | —                   | .4                             | .4       |            |
| Median   | —                    | —      | —      | —                            | —            | —                 | —        | —                         | —                  | —                   | —                              | —        |            |
| <b>Current Total Loan as Percent of Value</b>                |                      |        |        |                              |              |                   |          |                           |                    |                     |                                |          |            |
| Less than 20 percent   | —                    | —      | —      | —                            | —            | —                 | —        | —                         | —                  | —                   | —                              | —        |            |
| 20 to 39   | .4                   | .4     | —      | —                            | —            | —                 | —        | —                         | —                  | —                   | .2                             | .2       |            |
| 40 to 59   | .7                   | .7     | —      | —                            | —            | —                 | —        | —                         | —                  | —                   | .1                             | .4       |            |
| 60 to 79   | .5                   | .5     | —      | —                            | —            | —                 | —        | —                         | —                  | —                   | .5                             | .5       |            |
| 80 to 89   | .2                   | .2     | —      | —                            | —            | —                 | —        | —                         | —                  | —                   | .2                             | .2       |            |
| 90 to 99   | .2                   | .2     | —      | —                            | —            | —                 | —        | —                         | —                  | —                   | .2                             | .2       |            |
| 100 percent or more  | —                    | —      | —      | —                            | —            | —                 | —        | —                         | —                  | —                   | —                              | —        |            |
| Not reported   | 1.6                  | 1.6    | —      | —                            | —            | —                 | —        | —                         | —                  | —                   | .4                             | .8       |            |
| Median   | —                    | —      | —      | —                            | —            | —                 | —        | —                         | —                  | —                   | —                              | —        |            |

<sup>1</sup>See back cover for details.

<sup>2</sup>Figures may not add to total because more than one category may apply to a unit.

**Table 6-16. Repairs, Improvements, and Alterations - Owner Occupied Units with Hispanic Householder**

[Numbers in thousands. ... means not applicable or sample too small. - means zero or rounds to zero.]

| Characteristics  | Total occupied units | Tenure |        | Housing unit characteristics |              |                   |          | Household characteristics |                    |                     | Selected subareas <sup>1</sup> |          |            |
|--|----------------------|--------|--------|------------------------------|--------------|-------------------|----------|---------------------------|--------------------|---------------------|--------------------------------|----------|------------|
|  |                      | Owner  | Renter | New construction 4 yrs       | Mobile homes | Physical problems |          | Elderly (65+)             | Moved in past year | Below poverty level | Area one                       | Area two | Area three |
|  |                      |        |        |                              |              | Severe            | Moderate |                           |                    |                     |                                |          |            |
| <b>Total</b> .....   | 5.3                  | 5.3    | -      | -                            | -            | -                 | -        | .3                        | .1                 | -                   | 2.8                            | 1.1      | 1.3        |
| <b>Repairs, Improvements, Alterations in Last 2 Years</b>  |                      |        |        |                              |              |                   |          |                           |                    |                     |                                |          |            |
| Roof replaced (all or part).....                           | .5                   | .5     | -      | -                            | -            | -                 | -        | -                         | -                  | -                   | .5                             | -        | -          |
| Mostly done by household.....                              | .3                   | .3     | -      | -                            | -            | -                 | -        | -                         | -                  | -                   | .3                             | -        | -          |
| Mostly done by others.....                                 | .2                   | .2     | -      | -                            | -            | -                 | -        | -                         | -                  | -                   | .2                             | -        | -          |
| Workers not reported.....                                  | -                    | -      | -      | -                            | -            | -                 | -        | -                         | -                  | -                   | -                              | -        | -          |
| Costing \$500 or more.....                                 | .2                   | .2     | -      | -                            | -            | -                 | -        | -                         | -                  | -                   | .2                             | -        | -          |
| Costing less than \$500.....                               | .3                   | .3     | -      | -                            | -            | -                 | -        | -                         | -                  | -                   | .3                             | -        | -          |
| Cost not reported.....                                     | -                    | -      | -      | -                            | -            | -                 | -        | -                         | -                  | -                   | -                              | -        | -          |
| Roof replacement not reported.....                         | .1                   | .1     | -      | -                            | -            | -                 | -        | -                         | .1                 | -                   | .1                             | -        | -          |
| Additions built.....                                       | -                    | -      | -      | -                            | -            | -                 | -        | -                         | -                  | -                   | -                              | -        | -          |
| Mostly done by household.....                              | -                    | -      | -      | -                            | -            | -                 | -        | -                         | -                  | -                   | -                              | -        | -          |
| Mostly done by others.....                                 | -                    | -      | -      | -                            | -            | -                 | -        | -                         | -                  | -                   | -                              | -        | -          |
| Workers not reported.....                                  | -                    | -      | -      | -                            | -            | -                 | -        | -                         | -                  | -                   | -                              | -        | -          |
| Costing \$500 or more.....                                 | -                    | -      | -      | -                            | -            | -                 | -        | -                         | -                  | -                   | -                              | -        | -          |
| Costing less than \$500.....                               | -                    | -      | -      | -                            | -            | -                 | -        | -                         | -                  | -                   | -                              | -        | -          |
| Cost not reported.....                                     | -                    | -      | -      | -                            | -            | -                 | -        | -                         | -                  | -                   | -                              | -        | -          |
| Additions not reported.....                                | .1                   | .1     | -      | -                            | -            | -                 | -        | -                         | .1                 | -                   | .1                             | -        | -          |
| Kitchen remodeled or added.....                            | .4                   | .4     | -      | -                            | -            | -                 | -        | -                         | -                  | -                   | .3                             | .1       | -          |
| Mostly done by household.....                              | .1                   | .1     | -      | -                            | -            | -                 | -        | -                         | -                  | -                   | .1                             | -        | -          |
| Mostly done by others.....                                 | .3                   | .3     | -      | -                            | -            | -                 | -        | -                         | -                  | -                   | .2                             | .1       | -          |
| Workers not reported.....                                  | -                    | -      | -      | -                            | -            | -                 | -        | -                         | -                  | -                   | -                              | -        | -          |
| Costing \$500 or more.....                                 | .2                   | .2     | -      | -                            | -            | -                 | -        | -                         | -                  | -                   | .1                             | .1       | -          |
| Costing less than \$500.....                               | .2                   | .2     | -      | -                            | -            | -                 | -        | -                         | -                  | -                   | .2                             | -        | -          |
| Cost not reported.....                                     | -                    | -      | -      | -                            | -            | -                 | -        | -                         | -                  | -                   | -                              | -        | -          |
| Kitchen remodeled or added not reported.....               | .1                   | .1     | -      | -                            | -            | -                 | -        | -                         | .1                 | -                   | .1                             | -        | -          |
| Bathroom remodeled or added.....                           | .6                   | .6     | -      | -                            | -            | -                 | -        | -                         | -                  | -                   | .4                             | .2       | -          |
| Mostly done by household.....                              | .4                   | .4     | -      | -                            | -            | -                 | -        | -                         | -                  | -                   | .2                             | .2       | -          |
| Mostly done by others.....                                 | .2                   | .2     | -      | -                            | -            | -                 | -        | -                         | -                  | -                   | .2                             | -        | -          |
| Workers not reported.....                                  | -                    | -      | -      | -                            | -            | -                 | -        | -                         | -                  | -                   | -                              | -        | -          |
| Costing \$500 or more.....                                 | .5                   | .5     | -      | -                            | -            | -                 | -        | -                         | -                  | -                   | .3                             | .2       | -          |
| Costing less than \$500.....                               | -                    | -      | -      | -                            | -            | -                 | -        | -                         | -                  | -                   | .1                             | -        | -          |
| Cost not reported.....                                     | .1                   | .1     | -      | -                            | -            | -                 | -        | -                         | -                  | -                   | .1                             | -        | -          |
| Bathroom remodeled or added not reported.....              | .1                   | .1     | -      | -                            | -            | -                 | -        | -                         | .1                 | -                   | .1                             | -        | -          |
| Siding replaced or added.....                              | .7                   | .7     | -      | -                            | -            | -                 | -        | .2                        | -                  | -                   | .4                             | .3       | -          |
| Mostly done by household.....                              | -                    | -      | -      | -                            | -            | -                 | -        | -                         | -                  | -                   | -                              | -        | -          |
| Mostly done by others.....                                 | .6                   | .6     | -      | -                            | -            | -                 | -        | .2                        | -                  | -                   | .4                             | .2       | -          |
| Workers not reported.....                                  | .1                   | .1     | -      | -                            | -            | -                 | -        | -                         | -                  | -                   | -                              | .1       | -          |
| Costing \$500 or more.....                                 | .7                   | .7     | -      | -                            | -            | -                 | -        | .2                        | -                  | -                   | .4                             | .3       | -          |
| Costing less than \$500.....                               | -                    | -      | -      | -                            | -            | -                 | -        | -                         | -                  | -                   | -                              | -        | -          |
| Cost not reported.....                                     | -                    | -      | -      | -                            | -            | -                 | -        | -                         | -                  | -                   | -                              | -        | -          |
| Siding replaced or added not reported.....                 | .1                   | .1     | -      | -                            | -            | -                 | -        | -                         | .1                 | -                   | .1                             | -        | -          |
| Storm doors/windows bought and installed.....              | 1.7                  | 1.7    | -      | -                            | -            | -                 | -        | .2                        | -                  | -                   | .6                             | .9       | .2         |
| Mostly done by household.....                              | .8                   | .8     | -      | -                            | -            | -                 | -        | -                         | -                  | -                   | .2                             | .4       | .2         |
| Mostly done by others.....                                 | .7                   | .7     | -      | -                            | -            | -                 | -        | .2                        | -                  | -                   | .3                             | .4       | -          |
| Workers not reported.....                                  | .1                   | .1     | -      | -                            | -            | -                 | -        | -                         | -                  | -                   | -                              | .1       | -          |
| Costing \$500 or more.....                                 | .6                   | .6     | -      | -                            | -            | -                 | -        | -                         | -                  | -                   | .5                             | .2       | -          |
| Costing less than \$500.....                               | 1.0                  | 1.0    | -      | -                            | -            | -                 | -        | .2                        | -                  | -                   | .1                             | .7       | .2         |
| Cost not reported.....                                     | -                    | -      | -      | -                            | -            | -                 | -        | -                         | -                  | -                   | -                              | -        | -          |
| Storm doors/windows bought and installed not reported..... | .1                   | .1     | -      | -                            | -            | -                 | -        | -                         | .1                 | -                   | .1                             | -        | -          |
| Major equipment replaced or added.....                     | 1.1                  | 1.1    | -      | -                            | -            | -                 | -        | -                         | -                  | -                   | .6                             | .3       | .2         |
| Mostly done by household.....                              | -                    | -      | -      | -                            | -            | -                 | -        | -                         | -                  | -                   | -                              | -        | -          |
| Mostly done by others.....                                 | 1.0                  | 1.0    | -      | -                            | -            | -                 | -        | -                         | -                  | -                   | .6                             | .2       | .2         |
| Workers not reported.....                                  | .1                   | .1     | -      | -                            | -            | -                 | -        | -                         | -                  | -                   | -                              | .1       | -          |
| Costing \$500 or more.....                                 | 1.0                  | 1.0    | -      | -                            | -            | -                 | -        | -                         | -                  | -                   | .6                             | .2       | .2         |
| Costing less than \$500.....                               | .1                   | .1     | -      | -                            | -            | -                 | -        | -                         | -                  | -                   | -                              | .1       | -          |
| Cost not reported.....                                     | -                    | -      | -      | -                            | -            | -                 | -        | -                         | -                  | -                   | -                              | -        | -          |
| Major equipment replaced or added not reported.....        | .1                   | .1     | -      | -                            | -            | -                 | -        | -                         | .1                 | -                   | .1                             | -        | -          |
| Insulation added.....                                      | .4                   | .4     | -      | -                            | -            | -                 | -        | -                         | -                  | -                   | .3                             | .2       | -          |
| Mostly done by household.....                              | .4                   | .4     | -      | -                            | -            | -                 | -        | -                         | -                  | -                   | .3                             | .2       | -          |
| Mostly done by others.....                                 | -                    | -      | -      | -                            | -            | -                 | -        | -                         | -                  | -                   | -                              | -        | -          |
| Workers not reported.....                                  | -                    | -      | -      | -                            | -            | -                 | -        | -                         | -                  | -                   | -                              | -        | -          |
| Costing \$500 or more.....                                 | .1                   | .1     | -      | -                            | -            | -                 | -        | -                         | -                  | -                   | .1                             | -        | -          |
| Costing less than \$500.....                               | .3                   | .3     | -      | -                            | -            | -                 | -        | -                         | -                  | -                   | .1                             | .2       | -          |
| Cost not reported.....                                     | -                    | -      | -      | -                            | -            | -                 | -        | -                         | -                  | -                   | -                              | -        | -          |
| Insulation added not reported.....                         | .1                   | .1     | -      | -                            | -            | -                 | -        | -                         | .1                 | -                   | .1                             | -        | -          |
| Other major work <sup>2</sup> .....                        | .6                   | .6     | -      | -                            | -            | -                 | -        | -                         | -                  | -                   | .4                             | .2       | -          |
| Mostly done by household.....                              | .4                   | .4     | -      | -                            | -            | -                 | -        | -                         | -                  | -                   | .2                             | .2       | -          |
| Mostly done by others.....                                 | .1                   | .1     | -      | -                            | -            | -                 | -        | -                         | -                  | -                   | .1                             | -        | -          |
| Workers not reported.....                                  | .1                   | .1     | -      | -                            | -            | -                 | -        | -                         | -                  | -                   | .1                             | -        | -          |
| Other major work not reported.....                         | .3                   | .3     | -      | -                            | -            | -                 | -        | .1                        | .1                 | -                   | .3                             | -        | -          |
| <b>Government Subsidy for Repairs</b>                      |                      |        |        |                              |              |                   |          |                           |                    |                     |                                |          |            |
| Units with major repairs the last 2 years.....             | 2.8                  | 2.8    | -      | -                            | -            | -                 | -        | .2                        | -                  | -                   | 1.3                            | 1.1      | .4         |
| Received low-interest loan or grant.....                   | -                    | -      | -      | -                            | -            | -                 | -        | -                         | -                  | -                   | -                              | -        | -          |
| No low-interest loan or grant.....                         | 2.8                  | 2.8    | -      | -                            | -            | -                 | -        | .2                        | -                  | -                   | 1.3                            | 1.1      | .2         |
| Not reported.....  | .2                   | .2     | -      | -                            | -            | -                 | -        | -                         | -                  | -                   | -                              | -        | .2         |

<sup>1</sup>See back cover for details.

<sup>2</sup>Includes other major repairs, alterations, or improvements totaling over \$500 each.

**Table 6-17. Rooms in Unit by Household and Unit Size, Income, and Costs - Occupied Units with Hispanic Householder**

[Numbers in thousands. ... means not applicable or sample too small. - means zero or rounds to zero.]

| Characteristics   | Occupied units |               |               |               |                 |        |          |        |         |         |                 |        |
|---|----------------|---------------|---------------|---------------|-----------------|--------|----------|--------|---------|---------|-----------------|--------|
|   | Total          | Rooms         |               |               |                 |        | Bedrooms |        |         |         |                 |        |
|   |                | 1 and 2 rooms | 3 and 4 rooms | 5 and 6 rooms | 7 rooms or more | Median | No rooms | 1 room | 2 rooms | 3 rooms | 4 rooms or more | Median |
| <b>Total</b> .....  | 13.8           | .5            | 3.8           | 6.8           | 2.6             | 5.2    | .4       | 2.1    | 5.0     | 3.9     | 2.2             | 2.4    |
| <b>Persons</b>  |                |               |               |               |                 |        |          |        |         |         |                 |        |
| 1 person.....   | 1.5            | .4            | .8            | .3            | -               | -      | .3       | .8     | .4      | -       | -               | -      |
| 2 persons.....  | 3.0            | .1            | 1.5           | 1.1           | .2              | -      | .1       | .6     | 1.6     | .4      | .2              | -      |
| 3 persons.....  | 2.6            | -             | .7            | 1.4           | .5              | -      | -        | .4     | 1.4     | .4      | .4              | -      |
| 4 persons.....  | 3.6            | -             | .7            | 2.0           | .8              | -      | -        | .2     | 1.1     | 1.5     | .6              | -      |
| 5 persons.....  | 1.2            | -             | .1            | 1.1           | -               | -      | -        | -      | .2      | .9      | -               | -      |
| 6 persons.....  | .9             | -             | -             | .3            | .6              | -      | -        | -      | -       | .3      | .6              | -      |
| 7 persons or more.....  | .9             | -             | -             | .6            | .3              | -      | -        | -      | .2      | .4      | .3              | -      |
| Median.....   | 3.4            | -             | 2.2           | 3.8           | -               | -      | -        | -      | 2.9     | 4.3     | -               | -      |
| <b>Rooms</b>  |                |               |               |               |                 |        |          |        |         |         |                 |        |
| 1 room.....   | .1             | -             | -             | -             | -               | -      | .1       | -      | -       | -       | -               | -      |
| 2 rooms.....  | .4             | -             | -             | -             | -               | -      | .3       | .1     | -       | -       | -               | -      |
| 3 rooms.....  | 1.4            | -             | -             | -             | -               | -      | -        | 1.4    | -       | -       | -               | -      |
| 4 rooms.....  | 2.4            | -             | -             | -             | -               | -      | -        | .4     | 2.0     | -       | -               | -      |
| 5 rooms.....  | 4.6            | -             | -             | -             | -               | -      | -        | -      | 2.9     | 1.5     | .2              | 2.3    |
| 6 rooms.....  | 2.2            | -             | -             | -             | -               | -      | -        | -      | -       | 2.0     | .1              | -      |
| 7 rooms.....  | 1.6            | -             | -             | -             | -               | -      | -        | .2     | .2      | -       | 1.2             | -      |
| 8 rooms.....  | .5             | -             | -             | -             | -               | -      | -        | -      | -       | .1      | .4              | -      |
| 9 rooms.....  | .2             | -             | -             | -             | -               | -      | -        | -      | -       | -       | .2              | -      |
| 10 rooms or more.....   | .2             | -             | -             | -             | -               | -      | -        | -      | -       | .2      | -               | -      |
| Median.....   | 5.0            | -             | -             | -             | -               | -      | -        | -      | 4.7     | 5.7     | -               | -      |
| <b>Bedrooms</b>   |                |               |               |               |                 |        |          |        |         |         |                 |        |
| None.....   | .4             | .4            | -             | -             | -               | -      | -        | -      | -       | -       | -               | -      |
| 1.....  | 2.1            | .1            | 1.8           | -             | .2              | -      | -        | -      | -       | -       | -               | -      |
| 2.....  | 5.0            | -             | 2.0           | 2.9           | 4.8             | -      | -        | -      | -       | -       | -               | -      |
| 3.....  | 3.9            | -             | -             | 3.6           | 3.3             | 4.8    | -        | -      | -       | -       | -               | -      |
| 4 or more.....  | 2.2            | -             | -             | 2.3           | 1.8             | -      | -        | -      | -       | -       | -               | -      |
| Median.....   | 2.4            | -             | 1.5           | 2.6           | -               | -      | -        | -      | -       | -       | -               | -      |
| <b>Complete Bathrooms</b>   |                |               |               |               |                 |        |          |        |         |         |                 |        |
| None.....   | .1             | .1            | -             | -             | -               | -      | .1       | -      | -       | -       | -               | -      |
| 1.....  | 9.2            | .4            | 3.1           | 4.9           | .8              | 4.9    | .3       | 2.0    | 3.9     | 2.3     | .7              | 2.1    |
| 1 and one-half.....   | 2.4            | -             | .2            | 1.5           | .7              | -      | -        | -      | .6      | 1.0     | .8              | -      |
| 2 or more.....  | 1.9            | -             | .4            | .4            | 1.1             | -      | -        | .1     | .5      | .8      | .7              | -      |
| <b>Lot Size</b>   |                |               |               |               |                 |        |          |        |         |         |                 |        |
| Less than one-eighth acre.....  | 1.5            | -             | .1            | .9            | .5              | -      | -        | -      | .4      | .8      | .5              | -      |
| One-eighth up to one-quarter acre.....  | 1.6            | -             | .2            | .8            | .5              | -      | -        | -      | .4      | .6      | .6              | -      |
| One-quarter up to one-half acre.....  | .2             | -             | -             | -             | .2              | -      | -        | -      | -       | .2      | .2              | -      |
| One-half up to one acre.....  | .2             | -             | -             | .2            | -               | -      | -        | -      | -       | .2      | .2              | -      |
| 1 to 4 acres.....   | .6             | -             | -             | -             | .6              | -      | -        | .2     | -       | .2      | .2              | -      |
| 5 to 9 acres.....   | -              | -             | -             | -             | -               | -      | -        | -      | -       | -       | -               | -      |
| 10 acres or more.....   | -              | -             | -             | -             | -               | -      | -        | -      | -       | -       | -               | -      |
| Don't know.....   | 1.3            | -             | -             | .9            | .4              | -      | -        | -      | -       | .4      | .5              | -      |
| Not reported.....   | .3             | -             | .3            | -             | -               | -      | -        | -      | .3      | -       | -               | -      |
| Median.....   | .17            | -             | -             | -             | -               | -      | -        | -      | -       | -       | -               | -      |
| <b>Income of Families and Primary Individuals</b>                               |                |               |               |               |                 |        |          |        |         |         |                 |        |
| Less than \$5,000.....  | 1.0            | .3            | .1            | .6            | -               | -      | .3       | -      | .5      | .2      | -               | -      |
| \$5,000 to \$9,999.....   | 3.0            | .2            | .5            | 2.0           | .2              | -      | .1       | .5     | 1.0     | 1.2     | .2              | -      |
| \$10,000 to \$14,999.....   | 1.0            | -             | .5            | .6            | .3              | -      | -        | .1     | .6      | .3      | -               | -      |
| \$15,000 to \$19,999.....   | .9             | -             | .3            | .3            | .3              | -      | -        | .3     | .2      | .1      | .3              | -      |
| \$20,000 to \$24,999.....   | 1.8            | -             | 1.1           | .4            | .4              | -      | -        | .7     | .7      | .1      | .2              | -      |
| \$25,000 to \$29,999.....   | 1.3            | -             | .6            | .5            | .4              | -      | -        | .2     | .5      | .4      | .2              | -      |
| \$30,000 to \$34,999.....   | 1.0            | -             | .5            | .5            | .7              | -      | -        | .1     | .3      | .2      | .3              | -      |
| \$35,000 to \$39,999.....   | 1.0            | -             | .1            | .7            | .7              | -      | -        | .2     | .3      | .2      | .3              | -      |
| \$40,000 to \$49,999.....   | 1.2            | -             | .1            | .6            | .5              | -      | -        | .6     | .6      | .2      | .5              | -      |
| \$50,000 to \$59,999.....   | .9             | -             | -             | .4            | .4              | -      | -        | -      | .6      | .8      | .3              | -      |
| \$60,000 to \$79,999.....   | .8             | -             | .1            | .1            | .3              | -      | -        | -      | .2      | .1      | .2              | -      |
| \$80,000 to \$99,999.....   | -              | -             | -             | -             | -               | -      | -        | -      | -       | -       | -               | -      |
| \$100,000 to \$119,999.....   | -              | -             | -             | -             | -               | -      | -        | -      | -       | -       | -               | -      |
| \$120,000 or more.....  | -              | -             | -             | -             | -               | -      | -        | -      | -       | -       | -               | -      |
| Median.....   | 22 573         | -             | 22 478        | 17 481        | -               | -      | -        | -      | 21 424  | 24 958  | -               | -      |
| <b>Monthly Housing Costs</b>  |                |               |               |               |                 |        |          |        |         |         |                 |        |
| Less than \$100.....  | .1             | .1            | -             | -             | -               | -      | .1       | -      | -       | -       | -               | -      |
| \$100 to \$199.....   | .8             | -             | .1            | .7            | -               | -      | -        | -      | .5      | .3      | -               | -      |
| \$200 to \$249.....   | .8             | -             | .3            | .2            | .2              | -      | -        | -      | .4      | .1      | .2              | -      |
| \$250 to \$299.....   | 1.3            | .4            | .7            | .2            | .2              | -      | .3       | .6     | .5      | -       | -               | -      |
| \$300 to \$349.....   | 1.1            | -             | .4            | .7            | -               | -      | -        | .4     | .5      | .3      | -               | -      |
| \$350 to \$399.....   | 2.1            | -             | .7            | 1.3           | .4              | -      | -        | .8     | .7      | .8      | .4              | -      |
| \$400 to \$449.....   | 1.6            | -             | .5            | .7            | .4              | -      | -        | .1     | .6      | .5      | .4              | -      |
| \$450 to \$499.....   | 1.5            | -             | .5            | .8            | .3              | -      | -        | .3     | .6      | .4      | .3              | -      |
| \$500 to \$599.....   | 1.3            | -             | .3            | .9            | .2              | -      | -        | -      | .7      | .5      | .2              | -      |
| \$600 to \$699.....   | .8             | -             | -             | .2            | .6              | -      | -        | .2     | .2      | .2      | .2              | -      |
| \$700 to \$799.....   | .3             | -             | -             | .2            | .1              | -      | -        | -      | .3      | .3      | .2              | -      |
| \$800 to \$999.....   | .4             | -             | -             | .2            | .4              | -      | -        | -      | -       | -       | .4              | -      |
| \$1,000 to \$1,249.....   | .4             | -             | .2            | .2            | -               | -      | -        | -      | .2      | .2      | -               | -      |
| \$1,250 to \$1,499.....   | -              | -             | -             | -             | -               | -      | -        | -      | -       | -       | -               | -      |
| \$1,500 or more.....  | -              | -             | -             | -             | -               | -      | -        | -      | -       | -       | -               | -      |
| No cash rent.....   | .3             | .2            | .1            | -             | -               | -      | -        | -      | .2      | -       | .1              | -      |
| Mortgage payment not reported.....  | .8             | -             | -             | .4            | .4              | -      | -        | -      | -       | .4      | .4              | -      |
| Median (excludes no cash rent).....   | 404            | -             | 372           | 396           | -               | -      | -        | -      | 391     | 428     | -               | -      |
| <b>Median Monthly Housing Costs For Owners</b>                                  |                |               |               |               |                 |        |          |        |         |         |                 |        |
| Monthly costs including all mortgages plus maintenance costs.....               | 547            | -             | -             | -             | -               | -      | -        | -      | -       | -       | -               | -      |
| Monthly costs excluding 2nd and subsequent mortgages and maintenance costs..... | 467            | -             | -             | -             | -               | -      | -        | -      | -       | -       | -               | -      |

**Table 6-17. Rooms in Unit by Household and Unit Size, Income, and Costs - Occupied Units with Hispanic Householder—Con.**

[Numbers in thousands. ... means not applicable or sample too small. - means zero or rounds to zero.]

| Characteristics             | Occupied units |               |               |               |                 |        |          |        |         |         |                 |        |
|-----------------------------|----------------|---------------|---------------|---------------|-----------------|--------|----------|--------|---------|---------|-----------------|--------|
|                             | Total          | Rooms         |               |               |                 |        | Bedrooms |        |         |         |                 |        |
|                             |                | 1 and 2 rooms | 3 and 4 rooms | 5 and 6 rooms | 7 rooms or more | Median | No rooms | 1 room | 2 rooms | 3 rooms | 4 rooms or more | Median |
| <b>OWNER OCCUPIED UNITS</b> |                |               |               |               |                 |        |          |        |         |         |                 |        |
| Total.....                  | 6.3            | -             | .8            | 2.2           | 2.3             | 6.2    | -        | .2     | 1.4     | 1.9     | 1.7             | 3.0    |
| <b>Value</b>                |                |               |               |               |                 |        |          |        |         |         |                 |        |
| Less than \$10,000.....     | -              | -             | -             | -             | -               | -      | -        | -      | -       | -       | -               | -      |
| \$10,000 to \$19,999.....   | .4             | -             | .1            | .3            | -               | ...    | -        | -      | .2      | .2      | -               | ...    |
| \$20,000 to \$29,999.....   | -              | -             | -             | -             | -               | ...    | -        | -      | -       | -       | -               | ...    |
| \$30,000 to \$39,999.....   | 1.5            | -             | .2            | .6            | .6              | ...    | -        | -      | .4      | .5      | ...             | ...    |
| \$40,000 to \$49,999.....   | .7             | -             | .2            | -             | .5              | ...    | -        | -      | .2      | -       | ...             | ...    |
| \$50,000 to \$59,999.....   | .3             | -             | .1            | .2            | ...             | ...    | -        | -      | .1      | .2      | ...             | ...    |
| \$60,000 to \$69,999.....   | .5             | -             | .1            | .2            | .2              | ...    | -        | -      | .3      | .2      | ...             | ...    |
| \$70,000 to \$79,999.....   | .4             | -             | -             | -             | .4              | ...    | -        | .2     | -       | -       | ...             | ...    |
| \$80,000 to \$89,999.....   | .4             | -             | -             | .4            | ...             | ...    | -        | -      | -       | .2      | ...             | ...    |
| \$100,000 to \$119,999..... | .6             | -             | -             | .4            | .2              | ...    | -        | -      | -       | .4      | ...             | ...    |
| \$120,000 to \$149,999..... | -              | -             | -             | -             | -               | ...    | -        | -      | -       | -       | ...             | ...    |
| \$150,000 to \$199,999..... | .2             | -             | -             | -             | .2              | ...    | -        | -      | -       | .2      | ...             | ...    |
| \$200,000 to \$249,999..... | .3             | -             | -             | .1            | .2              | ...    | -        | -      | -       | -       | ...             | ...    |
| \$250,000 to \$299,999..... | -              | -             | -             | -             | -               | ...    | -        | -      | -       | -       | ...             | ...    |
| \$300,000 or more.....      | -              | -             | -             | -             | -               | ...    | -        | -      | -       | -       | ...             | ...    |
| Median.....                 | 51 997         | -             | -             | -             | -               | -      | -        | -      | -       | -       | -               | -      |



**Table 6-18. Square Footage by Household and Unit Size, Income, and Costs - Occupied Units with Hispanic Householder**

[Numbers in thousands. ... means not applicable or sample too small. - means zero or rounds to zero.]

| Characteristics   | Size of occupied detached 1-family homes and mobile homes |                           |                        |                          |                          |                          |                          |              | Median |
|---|---|---------------------------|------------------------|--------------------------|--------------------------|--------------------------|--------------------------|--------------|--------|
|   | Total   | Less than 500 square feet | 500 to 999 square feet | 1000 to 1499 square feet | 1500 to 1999 square feet | 2000 to 2499 square feet | 2500 square feet or more | Not reported |        |
| <b>Total</b> .....  | 4.9   | -                         | .2                     | .4                       | 1.6                      | .7                       | 1.7                      | .2           | 2 092  |
| <b>Persons</b>  |   |                           |                        |                          |                          |                          |                          |              |        |
| 1 person.....   | -   | -                         | -                      | -                        | -                        | -                        | -                        | -            | -      |
| 2 persons.....  | .8  | -                         | -                      | -                        | .4                       | .2                       | .2                       | -            | -      |
| 3 persons.....  | 1.5   | -                         | -                      | .2                       | .4                       | .2                       | .7                       | -            | -      |
| 4 persons.....  | .9  | -                         | -                      | .1                       | .2                       | .2                       | .4                       | -            | -      |
| 5 persons.....  | .6  | -                         | -                      | -                        | .2                       | .2                       | .4                       | -            | -      |
| 6 persons.....  | .5  | -                         | .2                     | -                        | .3                       | -                        | -                        | -            | -      |
| 7 persons or more.....  | .4  | -                         | -                      | .1                       | -                        | .1                       | -                        | .2           | -      |
| Median.....   | 3.6   | -                         | -                      | -                        | -                        | -                        | -                        | -            | -      |
| <b>Rooms</b>  |   |                           |                        |                          |                          |                          |                          |              |        |
| 1 room.....   | -   | -                         | -                      | -                        | -                        | -                        | -                        | -            | -      |
| 2 rooms.....  | -   | -                         | -                      | -                        | -                        | -                        | -                        | -            | -      |
| 3 rooms.....  | -   | -                         | -                      | -                        | -                        | -                        | -                        | -            | -      |
| 4 rooms.....  | .5  | -                         | -                      | -                        | .5                       | -                        | -                        | -            | -      |
| 5 rooms.....  | 1.2   | -                         | -                      | .1                       | .7                       | .4                       | -                        | -            | -      |
| 6 rooms.....  | 1.3   | -                         | .2                     | .1                       | .7                       | .2                       | 1.0                      | -            | -      |
| 7 rooms.....  | 1.1   | -                         | -                      | .2                       | .3                       | -                        | .2                       | .2           | -      |
| 8 rooms.....  | .3  | -                         | -                      | -                        | -                        | .1                       | .2                       | .2           | -      |
| 9 rooms.....  | .2  | -                         | -                      | -                        | -                        | -                        | .2                       | .2           | -      |
| 10 rooms or more.....   | .2  | -                         | -                      | -                        | -                        | -                        | .2                       | .2           | -      |
| Median.....   | 6.0   | -                         | -                      | -                        | -                        | -                        | -                        | -            | -      |
| <b>Bedrooms</b>   |   |                           |                        |                          |                          |                          |                          |              |        |
| None.....   | -   | -                         | -                      | -                        | -                        | -                        | -                        | -            | -      |
| 1.....  | .2  | -                         | -                      | .2                       | -                        | -                        | -                        | -            | -      |
| 2.....  | 1.4   | -                         | -                      | .1                       | .8                       | .2                       | .2                       | -            | -      |
| 3.....  | 1.9   | -                         | -                      | -                        | .2                       | .4                       | 1.2                      | -            | -      |
| 4 or more.....  | 1.5   | -                         | .2                     | .1                       | .5                       | .1                       | .4                       | .2           | -      |
| Median.....   | 3.0   | -                         | -                      | -                        | -                        | -                        | -                        | -            | -      |
| <b>Complete Bathrooms</b>   |   |                           |                        |                          |                          |                          |                          |              |        |
| None.....   | -   | -                         | -                      | -                        | -                        | -                        | -                        | -            | -      |
| 1.....  | 1.7   | -                         | -                      | .3                       | .8                       | .4                       | .2                       | -            | -      |
| 1 and one-half.....   | 1.6   | -                         | .2                     | .1                       | .4                       | .3                       | .6                       | -            | -      |
| 2 or more.....  | 1.5   | -                         | -                      | -                        | .3                       | -                        | 1.0                      | .2           | -      |
| <b>Lot Size</b>   |   |                           |                        |                          |                          |                          |                          |              |        |
| Less than one-eighth acre.....  | 1.3   | -                         | -                      | .1                       | .3                       | .5                       | .4                       | -            | -      |
| One-eighth up to one-quarter acre.....  | 1.4   | -                         | .2                     | -                        | .6                       | .2                       | .4                       | -            | -      |
| One-quarter up to one-half acre.....  | .2  | -                         | -                      | -                        | -                        | -                        | .2                       | -            | -      |
| One-half up to one acre.....  | .2  | -                         | -                      | -                        | -                        | -                        | .2                       | -            | -      |
| 1 to 4 acres.....   | .6  | -                         | -                      | .2                       | -                        | -                        | .4                       | -            | -      |
| 5 to 9 acres.....   | -   | -                         | -                      | -                        | -                        | -                        | -                        | -            | -      |
| 10 acres or more.....   | -   | -                         | -                      | -                        | -                        | -                        | -                        | -            | -      |
| Don't know.....   | 1.0   | -                         | -                      | .1                       | .5                       | -                        | .2                       | .2           | -      |
| Not reported.....   | .2  | -                         | -                      | -                        | .2                       | -                        | -                        | -            | -      |
| Median.....   | .17   | -                         | -                      | -                        | -                        | -                        | -                        | -            | -      |
| <b>Income of Families and Primary Individuals</b>                               |   |                           |                        |                          |                          |                          |                          |              |        |
| Less than \$5,000.....  | -   | -                         | -                      | -                        | -                        | -                        | -                        | -            | -      |
| \$5,000 to \$9,999.....   | -   | -                         | -                      | -                        | -                        | -                        | -                        | -            | -      |
| \$10,000 to \$14,999.....   | .3  | -                         | -                      | .1                       | -                        | -                        | .2                       | -            | -      |
| \$15,000 to \$19,999.....   | .4  | -                         | -                      | -                        | .2                       | .2                       | -                        | -            | -      |
| \$20,000 to \$24,999.....   | .5  | -                         | -                      | -                        | .3                       | -                        | -                        | .2           | -      |
| \$25,000 to \$29,999.....   | .4  | -                         | -                      | -                        | .2                       | .2                       | -                        | -            | -      |
| \$30,000 to \$34,999.....   | .4  | -                         | -                      | .2                       | .2                       | .2                       | .2                       | -            | -      |
| \$35,000 to \$39,999.....   | .8  | -                         | -                      | .2                       | .4                       | .2                       | .2                       | -            | -      |
| \$40,000 to \$49,999.....   | .6  | -                         | .2                     | .1                       | .2                       | .1                       | .2                       | -            | -      |
| \$50,000 to \$59,999.....   | .9  | -                         | -                      | -                        | .1                       | -                        | .6                       | -            | -      |
| \$60,000 to \$79,999.....   | .3  | -                         | -                      | -                        | .1                       | -                        | .2                       | -            | -      |
| \$80,000 to \$99,999.....   | -   | -                         | -                      | -                        | -                        | -                        | -                        | -            | -      |
| \$100,000 to \$119,999.....   | -   | -                         | -                      | -                        | -                        | -                        | -                        | -            | -      |
| \$120,000 or more.....  | -   | -                         | -                      | -                        | -                        | -                        | -                        | -            | -      |
| Median.....   | 37 821  | -                         | -                      | -                        | -                        | -                        | -                        | -            | -      |
| <b>Monthly Housing Costs</b>  |   |                           |                        |                          |                          |                          |                          |              |        |
| Less than \$100.....  | -   | -                         | -                      | -                        | -                        | -                        | -                        | -            | -      |
| \$100 to \$199.....   | .4  | -                         | -                      | -                        | .2                       | -                        | .2                       | -            | -      |
| \$200 to \$249.....   | .3  | -                         | -                      | -                        | .3                       | -                        | -                        | -            | -      |
| \$250 to \$299.....   | -   | -                         | -                      | -                        | -                        | -                        | -                        | -            | -      |
| \$300 to \$349.....   | -   | -                         | -                      | -                        | -                        | -                        | -                        | -            | -      |
| \$350 to \$399.....   | .5  | -                         | -                      | -                        | .1                       | .2                       | .2                       | -            | -      |
| \$400 to \$449.....   | .7  | -                         | .2                     | .1                       | .1                       | .1                       | .2                       | .2           | -      |
| \$450 to \$499.....   | .3  | -                         | -                      | -                        | .2                       | .2                       | .4                       | -            | -      |
| \$500 to \$599.....   | .4  | -                         | -                      | -                        | .2                       | .2                       | .4                       | -            | -      |
| \$600 to \$699.....   | .6  | -                         | -                      | .2                       | .2                       | -                        | .4                       | -            | -      |
| \$700 to \$799.....   | .2  | -                         | -                      | -                        | .2                       | -                        | .2                       | -            | -      |
| \$800 to \$999.....   | .2  | -                         | -                      | -                        | -                        | -                        | .2                       | -            | -      |
| \$1,000 to \$1,249.....   | .2  | -                         | -                      | -                        | -                        | -                        | .2                       | -            | -      |
| \$1,250 to \$1,499.....   | -   | -                         | -                      | -                        | -                        | -                        | -                        | -            | -      |
| \$1,500 or more.....  | .3  | -                         | -                      | .1                       | .2                       | -                        | -                        | -            | -      |
| No cash rent.....   | .8  | -                         | -                      | -                        | .2                       | .2                       | .4                       | -            | -      |
| Mortgage payment not reported.....  | .8  | -                         | -                      | -                        | -                        | -                        | -                        | -            | -      |
| Median (excludes no cash rent).....   | 446   | -                         | -                      | -                        | -                        | -                        | -                        | -            | -      |
| <b>Median Monthly Housing Costs For Owners</b>                                  |   |                           |                        |                          |                          |                          |                          |              |        |
| Monthly costs including all mortgages plus maintenance costs.....               | -   | -                         | -                      | -                        | -                        | -                        | -                        | -            | -      |
| Monthly costs excluding 2nd and subsequent mortgages and maintenance costs..... | -   | -                         | -                      | -                        | -                        | -                        | -                        | -            | -      |

**Table 6-18. Square Footage by Household and Unit Size, Income, and Costs - Occupied Units with Hispanic Householder—Con.**

[Numbers in thousands. ... means not applicable or sample too small. - means zero or rounds to zero.]

| Characteristics             | Size of occupied detached 1-family homes and mobile homes |                           |                        |                          |                          |                          |                          |              | Median |
|-----------------------------|---|---------------------------|------------------------|--------------------------|--------------------------|--------------------------|--------------------------|--------------|--------|
|                             | Total   | Less than 500 square feet | 500 to 999 square feet | 1000 to 1499 square feet | 1500 to 1999 square feet | 2000 to 2499 square feet | 2500 square feet or more | Not reported |        |
| <b>OWNER OCCUPIED UNITS</b> |   |                           |                        |                          |                          |                          |                          |              |        |
| Total.....                  | 3.9   | -                         | .2                     | .2                       | 1.1                      | .5                       | 1.7                      | .2           | 2 382  |
| <b>Value</b>                |   |                           |                        |                          |                          |                          |                          |              |        |
| Less than \$10,000.....     | -   | -                         | -                      | -                        | -                        | -                        | -                        | -            | ...    |
| \$10,000 to \$19,999.....   | .2  | -                         | -                      | -                        | -                        | -                        | .2                       | -            | ...    |
| \$20,000 to \$29,999.....   | -   | -                         | -                      | -                        | -                        | -                        | -                        | -            | ...    |
| \$30,000 to \$39,999.....   | 1.0   | -                         | .2                     | -                        | -                        | -                        | .4                       | .2           | ...    |
| \$40,000 to \$49,999.....   | .5  | -                         | -                      | -                        | .2                       | -                        | -                        | -            | ...    |
| \$50,000 to \$59,999.....   | .2  | -                         | -                      | -                        | .3                       | .1                       | -                        | -            | ...    |
| \$60,000 to \$69,999.....   | .5  | -                         | -                      | -                        | .2                       | -                        | -                        | -            | ...    |
| \$70,000 to \$79,999.....   | .2  | -                         | -                      | -                        | .1                       | .2                       | .2                       | -            | ...    |
| \$80,000 to \$89,999.....   | .4  | -                         | -                      | .2                       | -                        | -                        | -                        | -            | ...    |
| \$90,000 to \$99,999.....   | .6  | -                         | -                      | -                        | .2                       | -                        | .2                       | -            | ...    |
| \$100,000 to \$119,999..... | -   | -                         | -                      | -                        | -                        | .2                       | .4                       | -            | ...    |
| \$120,000 to \$149,999..... | -   | -                         | -                      | -                        | -                        | -                        | -                        | -            | ...    |
| \$150,000 to \$199,999..... | .2  | -                         | -                      | -                        | -                        | -                        | .2                       | -            | ...    |
| \$200,000 to \$249,999..... | .2  | -                         | -                      | -                        | -                        | -                        | .2                       | -            | ...    |
| \$250,000 to \$299,999..... | -   | -                         | -                      | -                        | -                        | -                        | -                        | -            | ...    |
| \$300,000 or more.....      | -   | -                         | -                      | -                        | -                        | -                        | -                        | -            | ...    |
| Median.....                 | 62 017  | -                         | -                      | -                        | -                        | -                        | -                        | -            | ...    |

**Table 6-19. Income, Costs, and Mortgage - Occupied Units with Hispanic Householder**

[Numbers in thousands. ... means not applicable or sample too small. - means zero or rounds to zero.]

| Characteristics   | Owner occupied |                        |               |       |                  |                        |               |       | Renter occupied        |       |                                   |       |
|---|----------------|------------------------|---------------|-------|------------------|------------------------|---------------|-------|------------------------|-------|-----------------------------------|-------|
|   | With mortgage  |                        |               |       | With no mortgage |                        |               |       | All renters            |       | Unsubsidized renters <sup>1</sup> |       |
|   | Total          | Specified <sup>2</sup> | Not specified |       | Total            | Specified <sup>2</sup> | Not specified |       | Specified <sup>3</sup> | Other | Specified <sup>3</sup>            | Other |
|   |                |                        | Condo or Coop | Other |                  |                        | Condo or Coop | Other |                        |       |                                   |       |
| <b>Total</b> .....  | 3.7            | 3.2                    | -             | .5    | 1.6              | 1.1                    | .1            | .3    | 8.4                    | -     | 7.6                               | -     |
| <b>Income of Families and Primary Individuals</b>                               |                |                        |               |       |                  |                        |               |       |                        |       |                                   |       |
| Less than \$5,000.....  | -              | -                      | -             | -     | .2               | .2                     | -             | -     | 1.0                    | -     | .7                                | -     |
| \$5,000 to \$9,999.....   | -              | -                      | -             | -     | .2               | .2                     | -             | -     | 2.8                    | -     | 2.3                               | -     |
| \$10,000 to \$14,999.....   | -              | -                      | -             | -     | .4               | .2                     | .1            | .1    | .6                     | -     | .6                                | -     |
| \$15,000 to \$19,999.....   | -              | -                      | -             | -     | .2               | .2                     | -             | -     | .9                     | -     | .9                                | -     |
| \$20,000 to \$24,999.....   | .2             | .2                     | -             | -     | .2               | .2                     | -             | -     | 1.4                    | -     | 1.4                               | -     |
| \$25,000 to \$29,999.....   | .4             | .4                     | -             | -     | .4               | .4                     | -             | .2    | .9                     | -     | .9                                | -     |
| \$30,000 to \$34,999.....   | .4             | .4                     | -             | -     | .2               | .2                     | -             | -     | .4                     | -     | .4                                | -     |
| \$35,000 to \$39,999.....   | .6             | .6                     | -             | .2    | .2               | .2                     | -             | -     | -                      | -     | -                                 | -     |
| \$40,000 to \$49,999.....   | .7             | .7                     | -             | .1    | .2               | .2                     | -             | -     | .4                     | -     | .4                                | -     |
| \$50,000 to \$59,999.....   | .7             | .7                     | -             | -     | .2               | .2                     | -             | -     | -                      | -     | -                                 | -     |
| \$60,000 to \$79,999.....   | .3             | .2                     | -             | .1    | .1               | .1                     | -             | -     | .1                     | -     | .1                                | -     |
| \$80,000 to \$99,999.....   | -              | -                      | -             | -     | -                | -                      | -             | -     | -                      | -     | -                                 | -     |
| \$100,000 to \$119,999.....   | -              | -                      | -             | -     | -                | -                      | -             | -     | -                      | -     | -                                 | -     |
| \$120,000 or more.....  | -              | -                      | -             | -     | -                | -                      | -             | -     | -                      | -     | -                                 | -     |
| Median.....   | -              | -                      | -             | -     | -                | -                      | -             | -     | 13 478                 | -     | 16 100                            | -     |
| <b>Monthly Housing Costs</b>  |                |                        |               |       |                  |                        |               |       |                        |       |                                   |       |
| Less than \$100.....  | -              | -                      | -             | -     | -                | -                      | -             | -     | .1                     | -     | .1                                | -     |
| \$100 to \$199.....   | -              | -                      | -             | -     | .5               | .4                     | -             | .1    | .2                     | -     | .1                                | -     |
| \$200 to \$249.....   | -              | -                      | -             | -     | .5               | .5                     | -             | -     | .2                     | -     | .1                                | -     |
| \$250 to \$299.....   | -              | -                      | -             | -     | .1               | .1                     | .1            | -     | 1.2                    | -     | 1.0                               | -     |
| \$300 to \$349.....   | .1             | -                      | -             | .1    | -                | -                      | -             | -     | 1.0                    | -     | 1.0                               | -     |
| \$350 to \$399.....   | -              | -                      | -             | -     | .2               | .2                     | -             | -     | 1.9                    | -     | 1.8                               | -     |
| \$400 to \$449.....   | .6             | .6                     | -             | -     | -                | -                      | -             | -     | 1.0                    | -     | 1.0                               | -     |
| \$450 to \$499.....   | .3             | .3                     | -             | -     | -                | -                      | -             | -     | 1.2                    | -     | 1.1                               | -     |
| \$500 to \$599.....   | .3             | .2                     | -             | .1    | -                | -                      | -             | -     | 1.0                    | -     | .9                                | -     |
| \$600 to \$699.....   | .7             | .6                     | -             | .1    | -                | -                      | -             | -     | .1                     | -     | .1                                | -     |
| \$700 to \$799.....   | .3             | .2                     | -             | .1    | -                | -                      | -             | -     | -                      | -     | -                                 | -     |
| \$800 to \$999.....   | .4             | .4                     | -             | -     | -                | -                      | -             | .2    | -                      | -     | -                                 | -     |
| \$1,000 to \$1,249.....   | .2             | .2                     | -             | -     | .2               | -                      | -             | -     | -                      | -     | -                                 | -     |
| \$1,250 to \$1,499.....   | -              | -                      | -             | -     | -                | -                      | -             | -     | -                      | -     | -                                 | -     |
| \$1,500 or more.....  | -              | -                      | -             | -     | -                | -                      | -             | -     | -                      | -     | -                                 | -     |
| No cash rent.....   | .8             | .8                     | -             | -     | -                | -                      | -             | -     | .3                     | -     | .3                                | -     |
| Mortgage payment not reported.....  | -              | -                      | -             | -     | -                | -                      | -             | -     | -                      | -     | -                                 | -     |
| Median (excludes no cash rent).....   | -              | -                      | -             | -     | -                | -                      | -             | -     | 383                    | -     | 385                               | -     |
| <b>Median Monthly Housing Costs For Owners</b>                                  |                |                        |               |       |                  |                        |               |       |                        |       |                                   |       |
| Monthly costs including all mortgages plus maintenance costs.....               | -              | -                      | -             | -     | -                | -                      | -             | -     | -                      | -     | -                                 | -     |
| Monthly costs excluding 2nd and subsequent mortgages and maintenance costs..... | -              | -                      | -             | -     | -                | -                      | -             | -     | -                      | -     | -                                 | -     |
| <b>Monthly Housing Costs as Percent of Income</b>                               |                |                        |               |       |                  |                        |               |       |                        |       |                                   |       |
| Less than 5 percent.....  | -              | -                      | -             | -     | -                | -                      | -             | -     | -                      | -     | -                                 | -     |
| 5 to 9 percent.....   | -              | -                      | -             | -     | .5               | .5                     | -             | -     | .1                     | -     | .1                                | -     |
| 10 to 14 percent.....   | .7             | .5                     | -             | .2    | .3               | .2                     | -             | .1    | .1                     | -     | .1                                | -     |
| 15 to 19 percent.....   | -              | .6                     | -             | .1    | .2               | .2                     | -             | -     | 1.2                    | -     | 1.2                               | -     |
| 20 to 24 percent.....   | 1.1            | 1.0                    | -             | .1    | .2               | .2                     | -             | -     | 1.6                    | -     | 1.6                               | -     |
| 25 to 29 percent.....   | .2             | .2                     | -             | -     | .2               | .2                     | -             | -     | .3                     | -     | .2                                | -     |
| 30 to 34 percent.....   | -              | -                      | -             | -     | .1               | .1                     | .1            | -     | .4                     | -     | .4                                | -     |
| 35 to 39 percent.....   | .2             | .2                     | -             | -     | -                | -                      | -             | -     | .4                     | -     | .2                                | -     |
| 40 to 49 percent.....   | -              | -                      | -             | -     | .2               | -                      | -             | .2    | 1.1                    | -     | 1.1                               | -     |
| 50 to 59 percent.....   | -              | -                      | -             | -     | -                | -                      | -             | -     | .3                     | -     | .1                                | -     |
| 60 to 69 percent.....   | -              | -                      | -             | -     | -                | -                      | -             | -     | .7                     | -     | .7                                | -     |
| 70 to 99 percent.....   | -              | -                      | -             | -     | -                | -                      | -             | -     | 1.0                    | -     | .9                                | -     |
| 100 percent or more <sup>4</sup> .....  | -              | -                      | -             | -     | -                | -                      | -             | -     | .5                     | -     | .2                                | -     |
| Zero or negative income.....  | -              | -                      | -             | -     | -                | -                      | -             | -     | .2                     | -     | .2                                | -     |
| No cash rent.....   | .8             | .8                     | -             | -     | -                | -                      | -             | -     | .3                     | -     | .3                                | -     |
| Mortgage payment not reported.....  | -              | -                      | -             | -     | -                | -                      | -             | -     | -                      | -     | -                                 | -     |
| Median (excludes 3 previous lines).....   | -              | -                      | -             | -     | -                | -                      | -             | -     | 37                     | -     | 34                                | -     |
| <b>OWNER OCCUPIED UNITS</b>   |                |                        |               |       |                  |                        |               |       |                        |       |                                   |       |
| <b>Total</b> .....  | 3.7            | 3.2                    | -             | .5    | 1.6              | 1.1                    | .1            | .3    | -                      | -     | -                                 | -     |
| <b>Value</b>  |                |                        |               |       |                  |                        |               |       |                        |       |                                   |       |
| Less than \$10,000.....   | -              | -                      | -             | -     | -                | -                      | -             | -     | -                      | -     | -                                 | -     |
| \$10,000 to \$19,999.....   | .1             | -                      | -             | .1    | .3               | .2                     | -             | .1    | -                      | -     | -                                 | -     |
| \$20,000 to \$29,999.....   | -              | -                      | -             | -     | -                | -                      | -             | -     | -                      | -     | -                                 | -     |
| \$30,000 to \$39,999.....   | 1.0            | .8                     | -             | .2    | .4               | .2                     | -             | .2    | -                      | -     | -                                 | -     |
| \$40,000 to \$49,999.....   | .3             | .3                     | -             | -     | .4               | .4                     | -             | -     | -                      | -     | -                                 | -     |
| \$50,000 to \$59,999.....   | .2             | .2                     | -             | -     | .1               | .1                     | .1            | -     | -                      | -     | -                                 | -     |
| \$60,000 to \$69,999.....   | .4             | .4                     | -             | -     | .1               | .1                     | -             | -     | -                      | -     | -                                 | -     |
| \$70,000 to \$79,999.....   | .4             | .4                     | -             | -     | .1               | .1                     | -             | -     | -                      | -     | -                                 | -     |
| \$80,000 to \$99,999.....   | .2             | .2                     | -             | -     | .2               | .2                     | -             | -     | -                      | -     | -                                 | -     |
| \$100,000 to \$119,999.....   | .6             | .6                     | -             | -     | -                | -                      | -             | -     | -                      | -     | -                                 | -     |
| \$120,000 to \$149,999.....   | -              | -                      | -             | -     | -                | -                      | -             | -     | -                      | -     | -                                 | -     |
| \$150,000 to \$199,999.....   | .2             | .2                     | -             | -     | -                | -                      | -             | -     | -                      | -     | -                                 | -     |
| \$200,000 to \$249,999.....   | .3             | .2                     | -             | .1    | -                | -                      | -             | -     | -                      | -     | -                                 | -     |
| \$250,000 to \$299,999.....   | -              | -                      | -             | -     | -                | -                      | -             | -     | -                      | -     | -                                 | -     |
| \$300,000 or more.....  | -              | -                      | -             | -     | -                | -                      | -             | -     | -                      | -     | -                                 | -     |
| Median.....   | -              | -                      | -             | -     | -                | -                      | -             | -     | -                      | -     | -                                 | -     |

**Table 6-19. Income, Costs, and Mortgage - Occupied Units with Hispanic Householder—Con.**

[Numbers in thousands. ... means not applicable or sample too small. - means zero or rounds to zero.]

| Characteristics  | Owner occupied |                        |               |       |                  |                        |               |       | Renter occupied        |       |                                   |       |
|--|----------------|------------------------|---------------|-------|------------------|------------------------|---------------|-------|------------------------|-------|-----------------------------------|-------|
|  | With mortgage  |                        |               |       | With no mortgage |                        |               |       | All renters            |       | Unsubsidized renters <sup>1</sup> |       |
|  | Total          | Specified <sup>2</sup> | Not specified |       | Total            | Specified <sup>2</sup> | Not specified |       | Specified <sup>3</sup> | Other | Specified <sup>3</sup>            | Other |
|  |                |                        | Condo or Coop | Other |                  |                        | Condo or Coop | Other |                        |       |                                   |       |
| <b>OWNER OCCUPIED UNITS—Con.</b>                       |                |                        |               |       |                  |                        |               |       |                        |       |                                   |       |
| <b>Value-Income Ratio</b>                              |                |                        |               |       |                  |                        |               |       |                        |       |                                   |       |
| Less than 1.5  | 1.8            | 1.5                    | -             | .4    | .9               | .5                     | -             | .3    | -                      | -     | -                                 | -     |
| 1.5 to 1.9   | -              | -                      | -             | -     | .4               | .4                     | -             | -     | -                      | -     | -                                 | -     |
| 2.0 to 2.4   | .9             | .9                     | -             | -     | -                | -                      | -             | -     | -                      | -     | -                                 | -     |
| 2.5 to 2.9   | .4             | .4                     | -             | -     | -                | -                      | -             | -     | -                      | -     | -                                 | -     |
| 3.0 to 3.9   | .2             | .2                     | -             | -     | -                | -                      | -             | -     | -                      | -     | -                                 | -     |
| 4.0 to 4.9   | .3             | .2                     | -             | .1    | .2               | .2                     | -             | -     | -                      | -     | -                                 | -     |
| 5.0 or more  | -              | -                      | -             | -     | .1               | -                      | .1            | -     | -                      | -     | -                                 | -     |
| Zero or negative income                                | -              | -                      | -             | -     | -                | -                      | -             | -     | -                      | -     | -                                 | -     |
| Median   | -              | -                      | -             | -     | -                | -                      | -             | -     | -                      | -     | -                                 | -     |
| <b>Average Monthly Cost Paid for Real Estate Taxes</b> |                |                        |               |       |                  |                        |               |       |                        |       |                                   |       |
| Less than \$25   | -              | -                      | -             | -     | -                | -                      | -             | -     | -                      | -     | -                                 | -     |
| \$25 to \$49   | -              | -                      | -             | -     | .1               | -                      | -             | .1    | -                      | -     | -                                 | -     |
| \$50 to \$74   | .2             | .1                     | -             | .1    | -                | -                      | -             | -     | -                      | -     | -                                 | -     |
| \$75 to \$99   | .9             | .9                     | -             | .4    | .7               | .7                     | -             | -     | -                      | -     | -                                 | -     |
| \$100 to \$149   | 1.3            | 1.0                    | -             | .4    | .4               | .2                     | -             | .2    | -                      | -     | -                                 | -     |
| \$150 to \$199   | .8             | .6                     | -             | .1    | .1               | -                      | .1            | -     | -                      | -     | -                                 | -     |
| \$200 or more  | .6             | .6                     | -             | -     | .2               | -                      | -             | -     | -                      | -     | -                                 | -     |
| Median   | -              | -                      | -             | -     | .2               | .2                     | -             | -     | -                      | -     | -                                 | -     |
| <b>OWNERS WITH ONE OR MORE MORTGAGES</b>               |                |                        |               |       |                  |                        |               |       |                        |       |                                   |       |
| Total  | 3.7            | 3.2                    | -             | .5    | -                | -                      | -             | -     | -                      | -     | -                                 | -     |
| <b>Monthly Payment for Principal and Interest</b>      |                |                        |               |       |                  |                        |               |       |                        |       |                                   |       |
| Less than \$100  | .1             | -                      | -             | .1    | -                | -                      | -             | -     | -                      | -     | -                                 | -     |
| \$100 to \$199   | .2             | .2                     | -             | -     | -                | -                      | -             | -     | -                      | -     | -                                 | -     |
| \$200 to \$249   | .4             | .4                     | -             | -     | -                | -                      | -             | -     | -                      | -     | -                                 | -     |
| \$250 to \$299   | .5             | .5                     | -             | -     | -                | -                      | -             | -     | -                      | -     | -                                 | -     |
| \$300 to \$349   | .8             | .6                     | -             | .2    | -                | -                      | -             | -     | -                      | -     | -                                 | -     |
| \$350 to \$399   | .2             | .2                     | -             | -     | -                | -                      | -             | -     | -                      | -     | -                                 | -     |
| \$400 to \$449   | .2             | .2                     | -             | -     | -                | -                      | -             | -     | -                      | -     | -                                 | -     |
| \$450 to \$499   | .2             | .2                     | -             | -     | -                | -                      | -             | -     | -                      | -     | -                                 | -     |
| \$500 to \$599   | .3             | .2                     | -             | .1    | -                | -                      | -             | -     | -                      | -     | -                                 | -     |
| \$600 to \$699   | .2             | .2                     | -             | -     | -                | -                      | -             | -     | -                      | -     | -                                 | -     |
| \$700 to \$799   | -              | -                      | -             | -     | -                | -                      | -             | -     | -                      | -     | -                                 | -     |
| \$800 to \$999   | -              | -                      | -             | -     | -                | -                      | -             | -     | -                      | -     | -                                 | -     |
| \$1,000 to \$1,249                                     | -              | -                      | -             | -     | -                | -                      | -             | -     | -                      | -     | -                                 | -     |
| \$1,250 to \$1,499                                     | -              | -                      | -             | -     | -                | -                      | -             | -     | -                      | -     | -                                 | -     |
| \$1,500 or more  | -              | -                      | -             | -     | -                | -                      | -             | -     | -                      | -     | -                                 | -     |
| Not reported   | .8             | .8                     | -             | -     | -                | -                      | -             | -     | -                      | -     | -                                 | -     |
| Median   | -              | -                      | -             | -     | -                | -                      | -             | -     | -                      | -     | -                                 | -     |
| <b>Type of Primary Mortgage</b>                        |                |                        |               |       |                  |                        |               |       |                        |       |                                   |       |
| FHA  | .7             | .5                     | -             | .1    | -                | -                      | -             | -     | -                      | -     | -                                 | -     |
| VA   | .6             | .6                     | -             | -     | -                | -                      | -             | -     | -                      | -     | -                                 | -     |
| Farmers Home Administration                            | -              | -                      | -             | -     | -                | -                      | -             | -     | -                      | -     | -                                 | -     |
| Other types  | 2.4            | 2.1                    | -             | .4    | -                | -                      | -             | -     | -                      | -     | -                                 | -     |
| Don't know   | -              | -                      | -             | -     | -                | -                      | -             | -     | -                      | -     | -                                 | -     |
| Not reported   | -              | -                      | -             | -     | -                | -                      | -             | -     | -                      | -     | -                                 | -     |
| <b>Mortgage Origination</b>                            |                |                        |               |       |                  |                        |               |       |                        |       |                                   |       |
| Placed new mortgage(s)                                 | 3.5            | 3.0                    | -             | .5    | -                | -                      | -             | -     | -                      | -     | -                                 | -     |
| Primary obtained when property acquired                | 2.4            | 2.0                    | -             | .4    | -                | -                      | -             | -     | -                      | -     | -                                 | -     |
| Obtained later   | 1.1            | 1.0                    | -             | .1    | -                | -                      | -             | -     | -                      | -     | -                                 | -     |
| Date not reported                                      | -              | -                      | -             | -     | -                | -                      | -             | -     | -                      | -     | -                                 | -     |
| Assumed  | -              | -                      | -             | -     | -                | -                      | -             | -     | -                      | -     | -                                 | -     |
| Wrap-around  | -              | -                      | -             | -     | -                | -                      | -             | -     | -                      | -     | -                                 | -     |
| Combination of the above                               | .2             | .2                     | -             | -     | -                | -                      | -             | -     | -                      | -     | -                                 | -     |
| Origin not reported                                    | -              | -                      | -             | -     | -                | -                      | -             | -     | -                      | -     | -                                 | -     |
| <b>Payment Plan of Primary Mortgage</b>                |                |                        |               |       |                  |                        |               |       |                        |       |                                   |       |
| Fixed payment, self amortizing                         | 3.0            | 2.6                    | -             | .4    | -                | -                      | -             | -     | -                      | -     | -                                 | -     |
| Adjustable rate mortgage                               | .2             | .2                     | -             | -     | -                | -                      | -             | -     | -                      | -     | -                                 | -     |
| Adjustable term mortgage                               | -              | -                      | -             | -     | -                | -                      | -             | -     | -                      | -     | -                                 | -     |
| Graduated payment mortgage                             | -              | -                      | -             | -     | -                | -                      | -             | -     | -                      | -     | -                                 | -     |
| Balloon  | -              | -                      | -             | -     | -                | -                      | -             | -     | -                      | -     | -                                 | -     |
| Other  | .2             | .2                     | -             | -     | -                | -                      | -             | -     | -                      | -     | -                                 | -     |
| Combination of the above                               | -              | -                      | -             | -     | -                | -                      | -             | -     | -                      | -     | -                                 | -     |
| Not reported   | .3             | .2                     | -             | .1    | -                | -                      | -             | -     | -                      | -     | -                                 | -     |
| <b>Payment Plan of Secondary Mortgage</b>              |                |                        |               |       |                  |                        |               |       |                        |       |                                   |       |
| Units with two or more mortgages                       | .2             | .2                     | -             | -     | -                | -                      | -             | -     | -                      | -     | -                                 | -     |
| Fixed payment, self amortizing                         | -              | -                      | -             | -     | -                | -                      | -             | -     | -                      | -     | -                                 | -     |
| Adjustable rate mortgage                               | -              | -                      | -             | -     | -                | -                      | -             | -     | -                      | -     | -                                 | -     |
| Adjustable term mortgage                               | -              | -                      | -             | -     | -                | -                      | -             | -     | -                      | -     | -                                 | -     |
| Graduated payment mortgage                             | -              | -                      | -             | -     | -                | -                      | -             | -     | -                      | -     | -                                 | -     |
| Balloon  | -              | -                      | -             | -     | -                | -                      | -             | -     | -                      | -     | -                                 | -     |
| Other  | -              | -                      | -             | -     | -                | -                      | -             | -     | -                      | -     | -                                 | -     |
| Combination of the above                               | -              | -                      | -             | -     | -                | -                      | -             | -     | -                      | -     | -                                 | -     |
| Not reported   | .2             | .2                     | -             | -     | -                | -                      | -             | -     | -                      | -     | -                                 | -     |

**Table 6-19. Income, Costs, and Mortgage - Occupied Units with Hispanic Householder—Con.**

[Numbers in thousands. ... means not applicable or sample too small. - means zero or rounds to zero.]

| Characteristics                                   | Owner occupied |                        |               |       |                  |                        |               |       | Renter occupied        |       |                                   |       |
|---|----------------|------------------------|---------------|-------|------------------|------------------------|---------------|-------|------------------------|-------|-----------------------------------|-------|
|   | With mortgage  |                        |               |       | With no mortgage |                        |               |       | All renters            |       | Unsubsidized renters <sup>1</sup> |       |
|   | Total          | Specified <sup>2</sup> | Not specified |       | Total            | Specified <sup>2</sup> | Not specified |       | Specified <sup>2</sup> | Other | Specified <sup>2</sup>            | Other |
|   |                |                        | Condo or Coop | Other |                  |                        | Condo or Coop | Other |                        |       |                                   |       |
| <b>OWNERS WITH ONE OR MORE MORTGAGES—Con.</b>     |                |                        |               |       |                  |                        |               |       |                        |       |                                   |       |
| <b>Lenders of Primary and Secondary Mortgages</b> |                |                        |               |       |                  |                        |               |       |                        |       |                                   |       |
| Only borrowed from firm(s) .....                  | 3.5            | 3.0                    | -             | .5    | ...              | ...                    | ...           | ...   | ...                    | ...   | ...                               | ...   |
| Only borrowed from seller .....                   | -              | -                      | -             | -     | ...              | ...                    | ...           | ...   | ...                    | ...   | ...                               | ...   |
| Only borrowed from other individual(s) .....      | -              | -                      | -             | -     | ...              | ...                    | ...           | ...   | ...                    | ...   | ...                               | ...   |
| Borrowed from a firm and seller .....             | -              | -                      | -             | -     | ...              | ...                    | ...           | ...   | ...                    | ...   | ...                               | ...   |
| Borrowed from a firm and other individual .....   | -              | -                      | -             | -     | ...              | ...                    | ...           | ...   | ...                    | ...   | ...                               | ...   |
| Borrowed from seller and other individual .....   | -              | -                      | -             | -     | ...              | ...                    | ...           | ...   | ...                    | ...   | ...                               | ...   |
| One or both sources not reported .....            | .2             | .2                     | -             | -     | ...              | ...                    | ...           | ...   | ...                    | ...   | ...                               | ...   |

<sup>1</sup>Excludes units in public housing projects, and housing units with government rent subsidies.

<sup>2</sup>Limited to one-unit structures on less than 10 acres and no business on property.

<sup>3</sup>Excludes one-unit structures on 10 acres or more.

<sup>4</sup>May reflect a temporary situation, living off savings, or response error.

**Table 6-20. Income of Families and Primary Individuals by Selected Characteristics - Occupied Units with Hispanic Householder**

[Numbers in thousands. ... means not applicable or sample too small. - means zero or rounds to zero.]

| Characteristics   | Total | Zero to negative | \$1 to \$4,999 | \$5,000 to \$9,999 | \$10,000 to \$14,999 | \$15,000 to \$19,999 | \$20,000 to \$29,999 | \$30,000 to \$39,999 | \$40,000 to \$59,999 | \$60,000 to \$79,999 | \$80,000 to \$99,999 | \$100,000 to \$119,999 | \$120,000 or more | Median |
|---|-------|------------------|----------------|--------------------|----------------------|----------------------|----------------------|----------------------|----------------------|----------------------|----------------------|------------------------|-------------------|--------|
| <b>Total</b> .....  | 13.6  | .2               | .8             | 3.0                | 1.0                  | .9                   | 3.0                  | 2.0                  | 2.1                  | .6                   | -                    | -                      | -                 | 23 005 |
| <b>Units in Structure</b>                                       |       |                  |                |                    |                      |                      |                      |                      |                      |                      |                      |                        |                   |        |
| 1, detached.....  | 4.9   | -                | -              | -                  | .3                   | .4                   | .9                   | 1.2                  | 1.7                  | .3                   | -                    | -                      | -                 | 36 848 |
| 1, attached.....  | .8    | -                | -              | .3                 | .1                   | -                    | .3                   | -                    | -                    | -                    | -                    | -                      | -                 | ...    |
| 2 to 4.....   | 6.0   | .1               | .1             | 2.3                | .4                   | .4                   | 1.5                  | .7                   | .2                   | .2                   | -                    | -                      | -                 | 16 554 |
| 5 to 9.....   | .8    | -                | .2             | .1                 | .2                   | -                    | -                    | -                    | .1                   | -                    | -                    | -                      | -                 | ...    |
| 10 to 19.....   | .2    | -                | .2             | -                  | -                    | -                    | -                    | -                    | -                    | -                    | -                    | -                      | -                 | ...    |
| 20 to 49.....   | .7    | .1               | .2             | .3                 | -                    | -                    | -                    | .1                   | -                    | -                    | -                    | -                      | -                 | ...    |
| 50 or more.....   | .3    | -                | -              | -                  | -                    | -                    | .3                   | -                    | -                    | -                    | -                    | -                      | -                 | ...    |
| Mobile home or trailer.....                                     | -     | -                | -              | -                  | -                    | -                    | -                    | -                    | -                    | -                    | -                    | -                      | -                 | ...    |
| <b>Year Structure Built<sup>1</sup></b>                         |       |                  |                |                    |                      |                      |                      |                      |                      |                      |                      |                        |                   |        |
| 1990 to 1994.....   | -     | -                | -              | -                  | -                    | -                    | -                    | -                    | -                    | -                    | -                    | -                      | -                 | ...    |
| 1985 to 1989.....   | -     | -                | -              | -                  | -                    | -                    | -                    | -                    | -                    | -                    | -                    | -                      | -                 | ...    |
| 1980 to 1984.....   | .5    | -                | .2             | -                  | -                    | -                    | .2                   | -                    | .2                   | -                    | -                    | -                      | -                 | ...    |
| 1975 to 1979.....   | .9    | -                | -              | -                  | .1                   | -                    | -                    | .1                   | .5                   | .2                   | -                    | -                      | -                 | ...    |
| 1970 to 1974.....   | .4    | -                | -              | .2                 | -                    | -                    | -                    | .1                   | -                    | -                    | -                    | -                      | -                 | ...    |
| 1960 to 1969.....   | .8    | -                | -              | .1                 | .1                   | .1                   | .1                   | .3                   | .3                   | -                    | -                    | -                      | -                 | ...    |
| 1950 to 1959.....   | 1.9   | -                | .2             | .1                 | .2                   | .1                   | .3                   | .5                   | .3                   | -                    | -                    | -                      | -                 | ...    |
| 1940 to 1949.....   | .8    | -                | -              | -                  | -                    | .2                   | .4                   | .2                   | -                    | -                    | -                    | -                      | -                 | ...    |
| 1930 to 1939.....   | 1.7   | .2               | -              | .5                 | .7                   | .3                   | .3                   | .2                   | .2                   | -                    | -                    | -                      | -                 | ...    |
| 1920 to 1929.....   | 1.7   | -                | .1             | .7                 | .2                   | -                    | .6                   | .2                   | .2                   | .1                   | -                    | -                      | -                 | ...    |
| 1918 or earlier.....  | 4.9   | -                | .2             | 1.2                | .4                   | .2                   | 1.1                  | .9                   | .6                   | -                    | -                    | -                      | -                 | 23 425 |
| Median.....   | 1991  | -                | -              | -                  | -                    | -                    | -                    | -                    | -                    | -                    | -                    | -                      | -                 | ...    |
| <b>Rooms</b>  |       |                  |                |                    |                      |                      |                      |                      |                      |                      |                      |                        |                   |        |
| 1 room.....   | .1    | -                | .1             | -                  | -                    | -                    | -                    | -                    | -                    | -                    | -                    | -                      | -                 | ...    |
| 2 rooms.....  | .4    | .1               | -              | .2                 | -                    | -                    | -                    | -                    | -                    | -                    | -                    | -                      | -                 | ...    |
| 3 rooms.....  | 1.4   | -                | -              | .2                 | .1                   | .3                   | .7                   | .1                   | -                    | -                    | -                    | -                      | -                 | ...    |
| 4 rooms.....  | 2.4   | -                | .1             | .2                 | .4                   | .4                   | 1.1                  | .3                   | .1                   | .1                   | -                    | -                      | -                 | ...    |
| 5 rooms.....  | 4.6   | .1               | .4             | 1.5                | .4                   | .3                   | .4                   | .9                   | .4                   | .1                   | -                    | -                      | -                 | 13 410 |
| 6 rooms.....  | 2.2   | .1               | -              | .5                 | .2                   | -                    | .4                   | .4                   | .5                   | -                    | -                    | -                      | -                 | ...    |
| 7 rooms.....  | 1.6   | -                | -              | .2                 | -                    | .3                   | .4                   | .2                   | .3                   | -                    | -                    | -                      | -                 | ...    |
| 8 rooms.....  | .5    | -                | -              | -                  | -                    | -                    | .4                   | .1                   | .3                   | .1                   | -                    | -                      | -                 | ...    |
| 9 rooms.....  | .2    | -                | -              | -                  | -                    | -                    | -                    | .2                   | .2                   | -                    | -                    | -                      | -                 | ...    |
| 10 rooms or more.....   | .2    | -                | -              | -                  | -                    | -                    | -                    | -                    | .2                   | -                    | -                    | -                      | -                 | ...    |
| Median.....   | 5.0   | -                | -              | -                  | -                    | -                    | -                    | -                    | -                    | -                    | -                    | -                      | -                 | ...    |
| <b>Bedrooms</b>   |       |                  |                |                    |                      |                      |                      |                      |                      |                      |                      |                        |                   |        |
| None.....   | .4    | .1               | .1             | .1                 | -                    | -                    | -                    | -                    | -                    | -                    | -                    | -                      | -                 | ...    |
| 1.....  | 2.1   | -                | -              | .5                 | .1                   | .3                   | .9                   | .3                   | -                    | -                    | -                    | -                      | -                 | ...    |
| 2.....  | 5.0   | .1               | .4             | 1.0                | .6                   | .2                   | 1.1                  | .8                   | .8                   | .2                   | -                    | -                      | -                 | 21 882 |
| 3.....  | 3.9   | -                | .2             | 1.2                | .3                   | .1                   | .6                   | .6                   | .8                   | .1                   | -                    | -                      | -                 | 22 106 |
| 4 or more.....  | 2.2   | -                | -              | .2                 | -                    | .3                   | .4                   | .3                   | .7                   | .2                   | -                    | -                      | -                 | ...    |
| Median.....   | 2.4   | -                | -              | -                  | -                    | -                    | -                    | -                    | -                    | -                    | -                    | -                      | -                 | ...    |
| <b>Complete Bathrooms</b>                                       |       |                  |                |                    |                      |                      |                      |                      |                      |                      |                      |                        |                   |        |
| None.....   | .1    | -                | .1             | -                  | -                    | -                    | -                    | -                    | -                    | -                    | -                    | -                      | -                 | ...    |
| 1.....  | 9.2   | .2               | .5             | 2.6                | .7                   | .7                   | 2.1                  | 1.5                  | .6                   | .2                   | -                    | -                      | -                 | 18 827 |
| 1 and one-half.....   | 2.4   | -                | .2             | .4                 | .1                   | .2                   | .2                   | .4                   | .9                   | -                    | -                    | -                      | -                 | ...    |
| 2 or more.....  | 1.9   | -                | -              | -                  | .2                   | -                    | .7                   | .1                   | .6                   | .3                   | -                    | -                      | -                 | ...    |
| <b>Main Heating Equipment</b>                                   |       |                  |                |                    |                      |                      |                      |                      |                      |                      |                      |                        |                   |        |
| Warm-air furnace.....   | 9.2   | .1               | .2             | 1.6                | .9                   | .6                   | 2.0                  | 1.5                  | 2.0                  | .2                   | -                    | -                      | -                 | 25 292 |
| Steam or hot water system.....                                  | 3.2   | .1               | .5             | 1.1                | -                    | .1                   | .7                   | .4                   | -                    | .2                   | -                    | -                      | -                 | ...    |
| Electric heat pump.....   | .1    | -                | -              | -                  | -                    | -                    | -                    | .1                   | -                    | -                    | -                    | -                      | -                 | ...    |
| Built-in electric units.....                                    | .3    | -                | -              | -                  | -                    | -                    | .2                   | -                    | .1                   | -                    | -                    | -                      | -                 | ...    |
| Floor, wall, or other built-in hot air units without ducts..... | .3    | -                | -              | .1                 | -                    | -                    | .2                   | -                    | -                    | -                    | -                    | -                      | -                 | ...    |
| Room heaters with flue.....                                     | .5    | -                | -              | .1                 | .1                   | .1                   | -                    | -                    | -                    | .1                   | -                    | -                      | -                 | ...    |
| Room heaters without flue.....                                  | -     | -                | -              | -                  | -                    | -                    | -                    | -                    | -                    | -                    | -                    | -                      | -                 | ...    |
| Portable electric heaters.....                                  | -     | -                | -              | -                  | -                    | -                    | -                    | -                    | -                    | -                    | -                    | -                      | -                 | ...    |
| Stoves.....   | -     | -                | -              | -                  | -                    | -                    | -                    | -                    | -                    | -                    | -                    | -                      | -                 | ...    |
| Fireplaces with inserts.....                                    | -     | -                | -              | -                  | -                    | -                    | -                    | -                    | -                    | -                    | -                    | -                      | -                 | ...    |
| Fireplaces without inserts.....                                 | -     | -                | -              | -                  | -                    | -                    | -                    | -                    | -                    | -                    | -                    | -                      | -                 | ...    |
| Other.....  | -     | -                | -              | -                  | -                    | -                    | -                    | -                    | -                    | -                    | -                    | -                      | -                 | ...    |
| None.....   | -     | -                | -              | -                  | -                    | -                    | -                    | -                    | -                    | -                    | -                    | -                      | -                 | ...    |
| <b>Source of Water</b>  |       |                  |                |                    |                      |                      |                      |                      |                      |                      |                      |                        |                   |        |
| Public system or private company.....                           | 13.1  | .2               | .8             | 3.0                | 1.0                  | .9                   | 3.0                  | 1.8                  | 1.7                  | .6                   | -                    | -                      | -                 | 22 084 |
| Well serving 1 to 5 units.....                                  | .6    | -                | -              | -                  | -                    | -                    | -                    | .2                   | .4                   | -                    | -                    | -                      | -                 | ...    |
| Drilled.....  | .8    | -                | -              | -                  | -                    | -                    | -                    | .2                   | .4                   | -                    | -                    | -                      | -                 | ...    |
| Dug.....  | -     | -                | -              | -                  | -                    | -                    | -                    | -                    | -                    | -                    | -                    | -                      | -                 | ...    |
| Not reported.....   | -     | -                | -              | -                  | -                    | -                    | -                    | -                    | -                    | -                    | -                    | -                      | -                 | ...    |
| Other.....  | -     | -                | -              | -                  | -                    | -                    | -                    | -                    | -                    | -                    | -                    | -                      | -                 | ...    |
| <b>Means of Sewage Disposal</b>                                 |       |                  |                |                    |                      |                      |                      |                      |                      |                      |                      |                        |                   |        |
| Public sewer.....   | 12.7  | .2               | .8             | 2.6                | 1.0                  | .9                   | 2.8                  | 1.8                  | 1.7                  | .6                   | -                    | -                      | -                 | 22 091 |
| Septic tank, cesspool, chemical toilet.....                     | .9    | -                | -              | .1                 | -                    | -                    | .2                   | .2                   | .4                   | -                    | -                    | -                      | -                 | ...    |
| Other.....  | -     | -                | -              | -                  | -                    | -                    | -                    | -                    | -                    | -                    | -                    | -                      | -                 | ...    |
| <b>Main House Heating Fuel</b>                                  |       |                  |                |                    |                      |                      |                      |                      |                      |                      |                      |                        |                   |        |
| Housing units with heating fuel.....                            |       |                  |                |                    |                      |                      |                      |                      |                      |                      |                      |                        |                   |        |
| Electricity.....  | 13.6  | .2               | .8             | 3.0                | 1.0                  | .9                   | 3.0                  | 2.0                  | 2.1                  | .6                   | -                    | -                      | -                 | 23 005 |
| Piped gas.....  | .4    | -                | -              | -                  | -                    | -                    | .2                   | .1                   | .1                   | -                    | -                    | -                      | -                 | ...    |
| Bottled gas.....  | 11.8  | .2               | .8             | 2.7                | 1.0                  | .8                   | 2.8                  | 1.5                  | 1.5                  | .3                   | -                    | -                      | -                 | 21 063 |
| Fuel oil.....   | .3    | -                | -              | .1                 | -                    | -                    | -                    | .2                   | -                    | -                    | -                    | -                      | -                 | ...    |
| Kerosene or other liquid fuel.....                              | 1.3   | -                | -              | .1                 | -                    | .1                   | .1                   | .2                   | .5                   | .2                   | -                    | -                      | -                 | ...    |
| Coal or coke.....   | -     | -                | -              | -                  | -                    | -                    | -                    | -                    | -                    | -                    | -                    | -                      | -                 | ...    |
| Wood.....   | -     | -                | -              | -                  | -                    | -                    | -                    | -                    | -                    | -                    | -                    | -                      | -                 | ...    |
| Solar energy.....   | -     | -                | -              | -                  | -                    | -                    | -                    | -                    | -                    | -                    | -                    | -                      | -                 | ...    |
| Other.....  | -     | -                | -              | -                  | -                    | -                    | -                    | -                    | -                    | -                    | -                    | -                      | -                 | ...    |

**Table 6-20. Income of Families and Primary Individuals by Selected Characteristics - Occupied Units with Hispanic Householder—Con.**

[Numbers in thousands. ... means not applicable or sample too small. - means zero or rounds to zero.]

| Characteristics  | Total | Zero to negative | \$1 to \$4,999 | \$5,000 to \$9,999 | \$10,000 to \$14,999 | \$15,000 to \$19,999 | \$20,000 to \$29,999 | \$30,000 to \$39,999 | \$40,000 to \$59,999 | \$60,000 to \$79,999 | \$80,000 to \$99,999 | \$100,000 to \$119,999 | \$120,000 or more | Median |
|--|-------|------------------|----------------|--------------------|----------------------|----------------------|----------------------|----------------------|----------------------|----------------------|----------------------|------------------------|-------------------|--------|
| <b>Cooking Fuel</b>  |       |                  |                |                    |                      |                      |                      |                      |                      |                      |                      |                        |                   |        |
| With cooking fuel .....  | 13.5  | .2               | .6             | 3.0                | 1.0                  | .9                   | 3.0                  | 2.0                  | 2.1                  | .6                   | -                    | -                      | -                 | 23 210 |
| Electricity .....  | 4.0   | .1               | .3             | -                  | .2                   | .1                   | 1.8                  | .7                   | .8                   | .2                   | -                    | -                      | -                 | 27 853 |
| Piped gas .....  | 9.2   | .1               | .3             | 2.8                | .8                   | .8                   | 1.5                  | 1.2                  | 1.3                  | .4                   | -                    | -                      | -                 | 18 071 |
| Bottled gas .....  | .3    | -                | -              | .1                 | -                    | -                    | -                    | .2                   | -                    | -                    | -                    | -                      | -                 | ...    |
| Kerosene or other liquid fuel .....  | -     | -                | -              | -                  | -                    | -                    | -                    | -                    | -                    | -                    | -                    | -                      | -                 | ...    |
| Coal or coke .....   | -     | -                | -              | -                  | -                    | -                    | -                    | -                    | -                    | -                    | -                    | -                      | -                 | ...    |
| Wood .....   | -     | -                | -              | -                  | -                    | -                    | -                    | -                    | -                    | -                    | -                    | -                      | -                 | ...    |
| Other .....  | -     | -                | -              | -                  | -                    | -                    | -                    | -                    | -                    | -                    | -                    | -                      | -                 | ...    |
| <b>Persons</b>   |       |                  |                |                    |                      |                      |                      |                      |                      |                      |                      |                        |                   |        |
| 1 person .....   | 1.5   | .1               | .3             | .2                 | .2                   | .1                   | .3                   | .1                   | -                    | -                    | -                    | -                      | -                 | ...    |
| 2 persons .....  | 3.0   | .1               | .1             | .7                 | .2                   | .1                   | 1.2                  | .7                   | .3                   | .1                   | -                    | -                      | -                 | ...    |
| 3 persons .....  | 2.6   | -                | -              | .2                 | .2                   | .2                   | .8                   | .7                   | .2                   | .3                   | -                    | -                      | -                 | ...    |
| 4 persons .....  | 3.6   | -                | -              | 1.2                | .1                   | .3                   | .3                   | .7                   | .8                   | .1                   | -                    | -                      | -                 | ...    |
| 5 persons .....  | 1.2   | -                | .3             | .2                 | .1                   | .2                   | .1                   | .2                   | .4                   | -                    | -                    | -                      | -                 | ...    |
| 6 persons .....  | .9    | -                | -              | .2                 | .1                   | .2                   | .1                   | .1                   | .3                   | -                    | -                    | -                      | -                 | ...    |
| 7 persons or more .....  | .9    | -                | -              | .1                 | .1                   | -                    | .4                   | .1                   | .1                   | -                    | -                    | -                      | -                 | ...    |
| Median .....   | 3.4   | -                | -              | -                  | -                    | -                    | -                    | -                    | -                    | -                    | -                    | -                      | -                 | ...    |
| <b>Household Composition by Age of Householder</b>                               |       |                  |                |                    |                      |                      |                      |                      |                      |                      |                      |                        |                   |        |
| 2-or-more person households .....  | 12.1  | .1               | .5             | 2.7                | .8                   | .8                   | 2.7                  | 1.9                  | 2.1                  | .6                   | -                    | -                      | -                 | 24 388 |
| Married-couple families, no nonrelatives .....                                   | 7.7   | -                | .2             | 1.1                | .1                   | .1                   | 1.9                  | 1.6                  | 2.0                  | .2                   | -                    | -                      | -                 | 29 401 |
| Under 25 years .....   | .5    | -                | .1             | .1                 | -                    | .1                   | .1                   | -                    | .4                   | -                    | -                    | -                      | -                 | ...    |
| 25 to 29 years .....   | 1.1   | -                | -              | .1                 | .1                   | -                    | .3                   | .2                   | .3                   | -                    | -                    | -                      | -                 | ...    |
| 30 to 34 years .....   | .8    | -                | -              | -                  | -                    | -                    | .2                   | .7                   | 1.1                  | .8                   | -                    | -                      | -                 | ...    |
| 35 to 44 years .....   | 3.4   | -                | .1             | .5                 | -                    | -                    | .6                   | 1.1                  | .2                   | .3                   | -                    | -                      | -                 | ...    |
| 45 to 64 years .....   | 1.6   | -                | -              | .2                 | -                    | -                    | .6                   | .2                   | .2                   | .2                   | -                    | -                      | -                 | ...    |
| 65 years and over .....  | .3    | -                | -              | .1                 | -                    | -                    | -                    | .2                   | .2                   | -                    | -                    | -                      | -                 | ...    |
| Other male householder .....   | 1.3   | -                | .1             | .2                 | -                    | .1                   | .5                   | .1                   | .1                   | .1                   | -                    | -                      | -                 | ...    |
| Under 45 years .....   | 1.1   | -                | -              | .2                 | -                    | .1                   | .5                   | .1                   | .1                   | .1                   | -                    | -                      | -                 | ...    |
| 45 to 64 years .....   | .1    | -                | -              | -                  | -                    | -                    | -                    | -                    | -                    | -                    | -                    | -                      | -                 | ...    |
| 65 years and over .....  | .1    | -                | .1             | -                  | -                    | -                    | -                    | -                    | -                    | -                    | -                    | -                      | -                 | ...    |
| Other female householder .....   | 3.1   | .1               | .1             | 1.4                | .7                   | -                    | .3                   | .2                   | .1                   | .1                   | -                    | -                      | -                 | ...    |
| Under 45 years .....   | 2.8   | .1               | .1             | 1.4                | .7                   | -                    | .3                   | .2                   | .1                   | .1                   | -                    | -                      | -                 | ...    |
| 45 to 64 years .....   | .2    | -                | -              | -                  | -                    | -                    | -                    | .2                   | -                    | -                    | -                    | -                      | -                 | ...    |
| 65 years and over .....  | .1    | -                | .3             | .2                 | .2                   | .1                   | .3                   | .1                   | .1                   | -                    | -                    | -                      | -                 | ...    |
| 1-person households .....  | 1.5   | .1               | .3             | .2                 | .2                   | .1                   | .3                   | .1                   | .1                   | -                    | -                    | -                      | -                 | ...    |
| Male householder .....   | .8    | -                | .1             | .1                 | .1                   | .1                   | .2                   | .1                   | .1                   | -                    | -                    | -                      | -                 | ...    |
| Under 45 years .....   | .7    | -                | .1             | .1                 | .1                   | .1                   | .2                   | .1                   | .1                   | -                    | -                    | -                      | -                 | ...    |
| 45 to 64 years .....   | .1    | -                | -              | .1                 | -                    | -                    | -                    | -                    | -                    | -                    | -                    | -                      | -                 | ...    |
| 65 years and over .....  | -     | -                | -              | -                  | -                    | -                    | .2                   | -                    | -                    | -                    | -                    | -                      | -                 | ...    |
| Female householder .....   | .7    | .1               | .2             | .1                 | .1                   | -                    | .2                   | -                    | -                    | -                    | -                    | -                      | -                 | ...    |
| Under 45 years .....   | .1    | -                | .1             | .1                 | .1                   | -                    | -                    | -                    | -                    | -                    | -                    | -                      | -                 | ...    |
| 45 to 64 years .....   | .5    | .1               | .2             | -                  | .1                   | -                    | .2                   | -                    | -                    | -                    | -                    | -                      | -                 | ...    |
| 65 years and over .....  | -     | -                | -              | -                  | -                    | -                    | -                    | -                    | -                    | -                    | -                    | -                      | -                 | ...    |
| <b>Own Never Married Children Under 18 Years Old</b>                             |       |                  |                |                    |                      |                      |                      |                      |                      |                      |                      |                        |                   |        |
| No own children under 18 years .....   | 5.5   | .2               | .4             | .6                 | .5                   | .4                   | 1.7                  | .6                   | .6                   | .6                   | -                    | -                      | -                 | 24 063 |
| With own children under 18 years .....   | 8.1   | -                | .3             | 2.4                | .6                   | .5                   | 1.4                  | 1.5                  | 1.6                  | -                    | -                    | -                      | -                 | 21 739 |
| Under 6 years only .....   | 2.0   | -                | -              | .8                 | .2                   | .2                   | .3                   | .2                   | .2                   | .1                   | -                    | -                      | -                 | ...    |
| 1 .....  | 1.3   | -                | -              | .4                 | .1                   | .1                   | .3                   | .2                   | .1                   | -                    | -                    | -                      | -                 | ...    |
| 2 .....  | .5    | -                | -              | .2                 | .1                   | -                    | -                    | -                    | -                    | -                    | -                    | -                      | -                 | ...    |
| 3 or more .....  | .2    | -                | -              | .2                 | -                    | -                    | -                    | -                    | -                    | -                    | -                    | -                      | -                 | ...    |
| 6 to 17 years only .....   | 3.8   | -                | .2             | .8                 | .2                   | .2                   | .8                   | .9                   | .9                   | -                    | -                    | -                      | -                 | 29 274 |
| 1 .....  | 1.0   | -                | -              | .1                 | .1                   | .1                   | .1                   | .4                   | .4                   | -                    | -                    | -                      | -                 | ...    |
| 2 .....  | 1.3   | -                | .1             | .3                 | .2                   | .2                   | .3                   | .4                   | .2                   | -                    | -                    | -                      | -                 | ...    |
| 3 or more .....  | 1.5   | -                | .1             | .4                 | .2                   | .2                   | .4                   | .1                   | .1                   | -                    | -                    | -                      | -                 | ...    |
| Both age groups .....  | 2.2   | -                | .1             | .8                 | .1                   | .1                   | .5                   | .3                   | .3                   | -                    | -                    | -                      | -                 | ...    |
| 2 .....  | .7    | -                | -              | .2                 | .1                   | -                    | .2                   | .3                   | .1                   | -                    | -                    | -                      | -                 | ...    |
| 3 or more .....  | 1.5   | -                | .1             | .5                 | .1                   | -                    | .3                   | .3                   | .1                   | -                    | -                    | -                      | -                 | ...    |
| <b>Monthly Housing Costs</b>   |       |                  |                |                    |                      |                      |                      |                      |                      |                      |                      |                        |                   |        |
| Less than \$100 .....  | .1    | -                | .1             | -                  | -                    | -                    | -                    | -                    | -                    | -                    | -                    | -                      | -                 | ...    |
| \$100 to \$199 .....   | .8    | .1               | -              | .1                 | .3                   | -                    | .2                   | .2                   | -                    | .1                   | -                    | -                      | -                 | ...    |
| \$200 to \$249 .....   | .8    | -                | -              | .3                 | .1                   | -                    | .2                   | .2                   | -                    | -                    | -                    | -                      | -                 | ...    |
| \$250 to \$299 .....   | 1.3   | .1               | -              | .7                 | .1                   | -                    | .2                   | .2                   | .1                   | -                    | -                    | -                      | -                 | ...    |
| \$300 to \$349 .....   | 1.1   | -                | .1             | .2                 | -                    | .3                   | .4                   | .1                   | -                    | -                    | -                    | -                      | -                 | ...    |
| \$350 to \$399 .....   | 2.1   | -                | .2             | .5                 | .2                   | .2                   | .7                   | .2                   | .2                   | -                    | -                    | -                      | -                 | ...    |
| \$400 to \$449 .....   | 1.6   | -                | .1             | .4                 | .1                   | .1                   | .4                   | .2                   | .2                   | -                    | -                    | -                      | -                 | ...    |
| \$450 to \$499 .....   | 1.5   | -                | .2             | .4                 | .1                   | -                    | .3                   | .1                   | .4                   | -                    | -                    | -                      | -                 | ...    |
| \$500 to \$599 .....   | 1.3   | -                | -              | .3                 | -                    | .2                   | .2                   | .5                   | .2                   | -                    | -                    | -                      | -                 | ...    |
| \$600 to \$699 .....   | .8    | -                | -              | -                  | -                    | .1                   | -                    | .5                   | .2                   | -                    | -                    | -                      | -                 | ...    |
| \$700 to \$799 .....   | .3    | -                | -              | -                  | -                    | -                    | -                    | -                    | .2                   | .1                   | -                    | -                      | -                 | ...    |
| \$800 to \$899 .....   | .4    | -                | -              | -                  | -                    | -                    | .2                   | -                    | .2                   | .2                   | -                    | -                      | -                 | ...    |
| \$1,000 to \$1,249 .....   | .4    | -                | -              | -                  | -                    | -                    | -                    | .2                   | .2                   | -                    | -                    | -                      | -                 | ...    |
| \$1,250 to \$1,499 .....   | -     | -                | -              | -                  | -                    | -                    | -                    | -                    | -                    | -                    | -                    | -                      | -                 | ...    |
| \$1,500 or more .....  | -     | -                | -              | -                  | -                    | -                    | -                    | -                    | -                    | -                    | -                    | -                      | -                 | ...    |
| No cash rent .....   | .3    | -                | -              | -                  | -                    | -                    | .2                   | -                    | .1                   | -                    | -                    | -                      | -                 | ...    |
| Mortgage payment not reported .....  | .8    | -                | -              | -                  | -                    | -                    | .2                   | .2                   | .4                   | -                    | -                    | -                      | -                 | ...    |
| Median (excludes no cash rent) .....   | 404   | -                | -              | -                  | -                    | -                    | -                    | -                    | -                    | -                    | -                    | -                      | -                 | ...    |
| <b>Median Monthly Housing Costs For Owners</b>                                   |       |                  |                |                    |                      |                      |                      |                      |                      |                      |                      |                        |                   |        |
| Monthly costs including all mortgages plus maintenance costs .....               | 547   | -                | -              | -                  | -                    | -                    | -                    | -                    | -                    | -                    | -                    | -                      | -                 | ...    |
| Monthly costs excluding 2nd and subsequent mortgages and maintenance costs ..... | 467   | -                | -              | -                  | -                    | -                    | -                    | -                    | -                    | -                    | -                    | -                      | -                 | ...    |

**Table 6-20. Income of Families and Primary Individuals by Selected Characteristics - Occupied Units with Hispanic Householder—Con.**

[Numbers in thousands. ... means not applicable or sample too small. - means zero or rounds to zero.]

| Characteristics  | Total  | Zero to negative | \$1 to \$4,999 | \$5,000 to \$9,999 | \$10,000 to \$14,999 | \$15,000 to \$19,999 | \$20,000 to \$29,999 | \$30,000 to \$39,999 | \$40,000 to \$59,999 | \$60,000 to \$79,999 | \$80,000 to \$99,999 | \$100,000 to \$119,999 | \$120,000 or more | Median |
|--|--------|------------------|----------------|--------------------|----------------------|----------------------|----------------------|----------------------|----------------------|----------------------|----------------------|------------------------|-------------------|--------|
| <b>Monthly Housing Costs as Percent of Income</b>      |        |                  |                |                    |                      |                      |                      |                      |                      |                      |                      |                        |                   |        |
| Less than 5 percent                                    | ..     | ..               | ..             | ..                 | ..                   | ..                   | ..                   | ..                   | ..                   | ..                   | ..                   | ..                     | ..                | ..     |
| 5 to 9 percent   | .7     | ..               | ..             | ..                 | ..                   | ..                   | ..                   | ..                   | ..                   | ..                   | ..                   | ..                     | ..                | ..     |
| 10 to 14 percent                                       | 1.1    | ..               | ..             | ..                 | ..                   | ..                   | ..                   | ..                   | ..                   | ..                   | ..                   | ..                     | ..                | ..     |
| 15 to 19 percent                                       | 2.1    | ..               | ..             | ..                 | ..                   | ..                   | ..                   | ..                   | ..                   | ..                   | ..                   | ..                     | ..                | ..     |
| 20 to 24 percent                                       | 2.7    | ..               | ..             | ..                 | ..                   | ..                   | ..                   | ..                   | ..                   | ..                   | ..                   | ..                     | ..                | ..     |
| 25 to 29 percent                                       | 2.7    | ..               | ..             | ..                 | ..                   | ..                   | ..                   | ..                   | ..                   | ..                   | ..                   | ..                     | ..                | ..     |
| 30 to 34 percent                                       | .6     | ..               | ..             | ..                 | ..                   | ..                   | ..                   | ..                   | ..                   | ..                   | ..                   | ..                     | ..                | ..     |
| 35 to 39 percent                                       | .6     | ..               | ..             | ..                 | ..                   | ..                   | ..                   | ..                   | ..                   | ..                   | ..                   | ..                     | ..                | ..     |
| 40 to 49 percent                                       | 1.3    | ..               | ..             | ..                 | ..                   | ..                   | ..                   | ..                   | ..                   | ..                   | ..                   | ..                     | ..                | ..     |
| 50 to 59 percent                                       | .7     | ..               | ..             | ..                 | ..                   | ..                   | ..                   | ..                   | ..                   | ..                   | ..                   | ..                     | ..                | ..     |
| 60 to 69 percent                                       | 1.0    | ..               | ..             | ..                 | ..                   | ..                   | ..                   | ..                   | ..                   | ..                   | ..                   | ..                     | ..                | ..     |
| 70 to 99 percent                                       | .5     | ..               | ..             | ..                 | ..                   | ..                   | ..                   | ..                   | ..                   | ..                   | ..                   | ..                     | ..                | ..     |
| 100 percent or more <sup>2</sup>                       | .2     | ..               | ..             | ..                 | ..                   | ..                   | ..                   | ..                   | ..                   | ..                   | ..                   | ..                     | ..                | ..     |
| Zero or negative income                                | .3     | ..               | ..             | ..                 | ..                   | ..                   | ..                   | ..                   | ..                   | ..                   | ..                   | ..                     | ..                | ..     |
| No cash rent   | .8     | ..               | ..             | ..                 | ..                   | ..                   | ..                   | ..                   | ..                   | ..                   | ..                   | ..                     | ..                | ..     |
| Mortgage payment not reported                          | .8     | ..               | ..             | ..                 | ..                   | ..                   | ..                   | ..                   | ..                   | ..                   | ..                   | ..                     | ..                | ..     |
| Median (excludes 3 previous lines)                     | 2.4    | ..               | ..             | ..                 | ..                   | ..                   | ..                   | ..                   | ..                   | ..                   | ..                   | ..                     | ..                | ..     |
| <b>OWNER OCCUPIED UNITS</b>                            |        |                  |                |                    |                      |                      |                      |                      |                      |                      |                      |                        |                   |        |
| Total  | 5.3    | ..               | ..             | ..                 | ..                   | ..                   | ..                   | ..                   | ..                   | ..                   | ..                   | ..                     | ..                | 37 194 |
| <b>Value</b>   |        |                  |                |                    |                      |                      |                      |                      |                      |                      |                      |                        |                   |        |
| Less than \$10,000                                     | ..     | ..               | ..             | ..                 | ..                   | ..                   | ..                   | ..                   | ..                   | ..                   | ..                   | ..                     | ..                | ..     |
| \$10,000 to \$19,999                                   | .4     | ..               | ..             | ..                 | ..                   | ..                   | ..                   | ..                   | ..                   | ..                   | ..                   | ..                     | ..                | ..     |
| \$20,000 to \$29,999                                   | 1.5    | ..               | ..             | ..                 | ..                   | ..                   | ..                   | ..                   | ..                   | ..                   | ..                   | ..                     | ..                | ..     |
| \$30,000 to \$39,999                                   | .7     | ..               | ..             | ..                 | ..                   | ..                   | ..                   | ..                   | ..                   | ..                   | ..                   | ..                     | ..                | ..     |
| \$40,000 to \$49,999                                   | .3     | ..               | ..             | ..                 | ..                   | ..                   | ..                   | ..                   | ..                   | ..                   | ..                   | ..                     | ..                | ..     |
| \$50,000 to \$59,999                                   | .5     | ..               | ..             | ..                 | ..                   | ..                   | ..                   | ..                   | ..                   | ..                   | ..                   | ..                     | ..                | ..     |
| \$60,000 to \$69,999                                   | .4     | ..               | ..             | ..                 | ..                   | ..                   | ..                   | ..                   | ..                   | ..                   | ..                   | ..                     | ..                | ..     |
| \$70,000 to \$79,999                                   | .4     | ..               | ..             | ..                 | ..                   | ..                   | ..                   | ..                   | ..                   | ..                   | ..                   | ..                     | ..                | ..     |
| \$80,000 to \$89,999                                   | .6     | ..               | ..             | ..                 | ..                   | ..                   | ..                   | ..                   | ..                   | ..                   | ..                   | ..                     | ..                | ..     |
| \$100,000 to \$119,999                                 | ..     | ..               | ..             | ..                 | ..                   | ..                   | ..                   | ..                   | ..                   | ..                   | ..                   | ..                     | ..                | ..     |
| \$120,000 to \$149,999                                 | ..     | ..               | ..             | ..                 | ..                   | ..                   | ..                   | ..                   | ..                   | ..                   | ..                   | ..                     | ..                | ..     |
| \$150,000 to \$199,999                                 | ..     | ..               | ..             | ..                 | ..                   | ..                   | ..                   | ..                   | ..                   | ..                   | ..                   | ..                     | ..                | ..     |
| \$200,000 to \$249,999                                 | ..     | ..               | ..             | ..                 | ..                   | ..                   | ..                   | ..                   | ..                   | ..                   | ..                   | ..                     | ..                | ..     |
| \$250,000 to \$299,999                                 | ..     | ..               | ..             | ..                 | ..                   | ..                   | ..                   | ..                   | ..                   | ..                   | ..                   | ..                     | ..                | ..     |
| \$300,000 or more                                      | ..     | ..               | ..             | ..                 | ..                   | ..                   | ..                   | ..                   | ..                   | ..                   | ..                   | ..                     | ..                | ..     |
| Median   | 51 997 | ..               | ..             | ..                 | ..                   | ..                   | ..                   | ..                   | ..                   | ..                   | ..                   | ..                     | ..                | ..     |
| <b>Value-Income Ratio</b>                              |        |                  |                |                    |                      |                      |                      |                      |                      |                      |                      |                        |                   |        |
| Less than 1.5  | 2.7    | ..               | ..             | ..                 | ..                   | ..                   | ..                   | ..                   | ..                   | ..                   | ..                   | ..                     | ..                | ..     |
| 1.5 to 1.9   | .4     | ..               | ..             | ..                 | ..                   | ..                   | ..                   | ..                   | ..                   | ..                   | ..                   | ..                     | ..                | ..     |
| 2.0 to 2.4   | .9     | ..               | ..             | ..                 | ..                   | ..                   | ..                   | ..                   | ..                   | ..                   | ..                   | ..                     | ..                | ..     |
| 2.5 to 2.9   | .4     | ..               | ..             | ..                 | ..                   | ..                   | ..                   | ..                   | ..                   | ..                   | ..                   | ..                     | ..                | ..     |
| 3.0 to 3.9   | .5     | ..               | ..             | ..                 | ..                   | ..                   | ..                   | ..                   | ..                   | ..                   | ..                   | ..                     | ..                | ..     |
| 4.0 to 4.9   | .1     | ..               | ..             | ..                 | ..                   | ..                   | ..                   | ..                   | ..                   | ..                   | ..                   | ..                     | ..                | ..     |
| 5.0 or more  | .1     | ..               | ..             | ..                 | ..                   | ..                   | ..                   | ..                   | ..                   | ..                   | ..                   | ..                     | ..                | ..     |
| Zero or negative income                                | ..     | ..               | ..             | ..                 | ..                   | ..                   | ..                   | ..                   | ..                   | ..                   | ..                   | ..                     | ..                | ..     |
| Median   | 1.6    | ..               | ..             | ..                 | ..                   | ..                   | ..                   | ..                   | ..                   | ..                   | ..                   | ..                     | ..                | ..     |
| <b>Monthly Payment for Principal and Interest</b>      |        |                  |                |                    |                      |                      |                      |                      |                      |                      |                      |                        |                   |        |
| Less than \$100  | .1     | ..               | ..             | ..                 | ..                   | ..                   | ..                   | ..                   | ..                   | ..                   | ..                   | ..                     | ..                | ..     |
| \$100 to \$199   | .2     | ..               | ..             | ..                 | ..                   | ..                   | ..                   | ..                   | ..                   | ..                   | ..                   | ..                     | ..                | ..     |
| \$200 to \$249   | .4     | ..               | ..             | ..                 | ..                   | ..                   | ..                   | ..                   | ..                   | ..                   | ..                   | ..                     | ..                | ..     |
| \$250 to \$299   | .5     | ..               | ..             | ..                 | ..                   | ..                   | ..                   | ..                   | ..                   | ..                   | ..                   | ..                     | ..                | ..     |
| \$300 to \$349   | .8     | ..               | ..             | ..                 | ..                   | ..                   | ..                   | ..                   | ..                   | ..                   | ..                   | ..                     | ..                | ..     |
| \$350 to \$399   | .2     | ..               | ..             | ..                 | ..                   | ..                   | ..                   | ..                   | ..                   | ..                   | ..                   | ..                     | ..                | ..     |
| \$400 to \$449   | .2     | ..               | ..             | ..                 | ..                   | ..                   | ..                   | ..                   | ..                   | ..                   | ..                   | ..                     | ..                | ..     |
| \$450 to \$499   | .2     | ..               | ..             | ..                 | ..                   | ..                   | ..                   | ..                   | ..                   | ..                   | ..                   | ..                     | ..                | ..     |
| \$500 to \$599   | .3     | ..               | ..             | ..                 | ..                   | ..                   | ..                   | ..                   | ..                   | ..                   | ..                   | ..                     | ..                | ..     |
| \$600 to \$699   | .2     | ..               | ..             | ..                 | ..                   | ..                   | ..                   | ..                   | ..                   | ..                   | ..                   | ..                     | ..                | ..     |
| \$700 to \$799   | ..     | ..               | ..             | ..                 | ..                   | ..                   | ..                   | ..                   | ..                   | ..                   | ..                   | ..                     | ..                | ..     |
| \$800 to \$999   | ..     | ..               | ..             | ..                 | ..                   | ..                   | ..                   | ..                   | ..                   | ..                   | ..                   | ..                     | ..                | ..     |
| \$1,000 to \$1,249                                     | ..     | ..               | ..             | ..                 | ..                   | ..                   | ..                   | ..                   | ..                   | ..                   | ..                   | ..                     | ..                | ..     |
| \$1,250 to \$1,499                                     | ..     | ..               | ..             | ..                 | ..                   | ..                   | ..                   | ..                   | ..                   | ..                   | ..                   | ..                     | ..                | ..     |
| \$1,500 or more  | ..     | ..               | ..             | ..                 | ..                   | ..                   | ..                   | ..                   | ..                   | ..                   | ..                   | ..                     | ..                | ..     |
| Not reported   | .8     | ..               | ..             | ..                 | ..                   | ..                   | ..                   | ..                   | ..                   | ..                   | ..                   | ..                     | ..                | ..     |
| Median   | ..     | ..               | ..             | ..                 | ..                   | ..                   | ..                   | ..                   | ..                   | ..                   | ..                   | ..                     | ..                | ..     |
| <b>Average Monthly Cost Paid for Real Estate Taxes</b> |        |                  |                |                    |                      |                      |                      |                      |                      |                      |                      |                        |                   |        |
| Less than \$25   | ..     | ..               | ..             | ..                 | ..                   | ..                   | ..                   | ..                   | ..                   | ..                   | ..                   | ..                     | ..                | ..     |
| \$25 to \$49   | .1     | ..               | ..             | ..                 | ..                   | ..                   | ..                   | ..                   | ..                   | ..                   | ..                   | ..                     | ..                | ..     |
| \$50 to \$74   | .2     | ..               | ..             | ..                 | ..                   | ..                   | ..                   | ..                   | ..                   | ..                   | ..                   | ..                     | ..                | ..     |
| \$75 to \$99   | 1.7    | ..               | ..             | ..                 | ..                   | ..                   | ..                   | ..                   | ..                   | ..                   | ..                   | ..                     | ..                | ..     |
| \$100 to \$149   | 1.7    | ..               | ..             | ..                 | ..                   | ..                   | ..                   | ..                   | ..                   | ..                   | ..                   | ..                     | ..                | ..     |
| \$150 to \$199   | .7     | ..               | ..             | ..                 | ..                   | ..                   | ..                   | ..                   | ..                   | ..                   | ..                   | ..                     | ..                | ..     |
| \$200 or more  | .8     | ..               | ..             | ..                 | ..                   | ..                   | ..                   | ..                   | ..                   | ..                   | ..                   | ..                     | ..                | ..     |
| Median   | 117    | ..               | ..             | ..                 | ..                   | ..                   | ..                   | ..                   | ..                   | ..                   | ..                   | ..                     | ..                | ..     |



**Table 6-20. Income of Families and Primary Individuals by Selected Characteristics - Occupied Units with Hispanic Householder—Con.**

[Numbers in thousands. ... means not applicable or sample too small. - means zero or rounds to zero.]

| Characteristics                                   | Total      | Zero to negative | \$1 to \$4,999 | \$5,000 to \$9,999 | \$10,000 to \$14,999 | \$15,000 to \$19,999 | \$20,000 to \$29,999 | \$30,000 to \$39,999 | \$40,000 to \$59,999 | \$60,000 to \$79,999 | \$80,000 to \$99,999 | \$100,000 to \$119,999 | \$120,000 or more | Median        |
|---|------------|------------------|----------------|--------------------|----------------------|----------------------|----------------------|----------------------|----------------------|----------------------|----------------------|------------------------|-------------------|---------------|
| <b>OWNER OCCUPIED UNITS—Con.</b>                  |            |                  |                |                    |                      |                      |                      |                      |                      |                      |                      |                        |                   |               |
| <b>Purchase Price</b>                             |            |                  |                |                    |                      |                      |                      |                      |                      |                      |                      |                        |                   |               |
| Home purchased or built .....                     | 5.1        | -                | -              | .2                 | .3                   | -                    | .8                   | 1.7                  | 1.7                  | .4                   | -                    | -                      | -                 | 37 585        |
| Less than \$10,000 .....                          | .4         | -                | -              | .2                 | -                    | -                    | -                    | -                    | .2                   | -                    | -                    | -                      | -                 | -             |
| \$10,000 to \$19,999 .....                        | .4         | -                | -              | -                  | -                    | -                    | -                    | .1                   | .2                   | .1                   | -                    | -                      | -                 | -             |
| \$20,000 to \$29,999 .....                        | 1.3        | -                | -              | -                  | -                    | -                    | .4                   | .4                   | .5                   | -                    | -                    | -                      | -                 | -             |
| \$30,000 to \$39,999 .....                        | 1.0        | -                | -              | -                  | -                    | -                    | .2                   | .7                   | .1                   | -                    | -                    | -                      | -                 | -             |
| \$40,000 to \$49,999 .....                        | .3         | -                | -              | -                  | -                    | -                    | -                    | -                    | .2                   | -                    | -                    | -                      | -                 | -             |
| \$50,000 to \$59,999 .....                        | .1         | -                | -              | -                  | .1                   | -                    | -                    | -                    | -                    | -                    | -                    | -                      | -                 | -             |
| \$60,000 to \$69,999 .....                        | .4         | -                | -              | -                  | -                    | -                    | -                    | .2                   | .2                   | -                    | -                    | -                      | -                 | -             |
| \$70,000 to \$79,999 .....                        | -          | -                | -              | -                  | -                    | -                    | -                    | -                    | .4                   | -                    | -                    | -                      | -                 | -             |
| \$80,000 to \$89,999 .....                        | .4         | -                | -              | -                  | -                    | -                    | -                    | -                    | -                    | -                    | -                    | -                      | -                 | -             |
| \$100,000 to \$119,999 .....                      | -          | -                | -              | -                  | -                    | -                    | -                    | -                    | -                    | -                    | -                    | -                      | -                 | -             |
| \$120,000 to \$149,999 .....                      | -          | -                | -              | -                  | -                    | -                    | -                    | -                    | -                    | .2                   | -                    | -                      | -                 | -             |
| \$150,000 to \$199,999 .....                      | .2         | -                | -              | -                  | -                    | -                    | -                    | -                    | -                    | -                    | -                    | -                      | -                 | -             |
| \$200,000 to \$249,999 .....                      | -          | -                | -              | -                  | -                    | -                    | -                    | -                    | -                    | -                    | -                    | -                      | -                 | -             |
| \$250,000 to \$299,999 .....                      | -          | -                | -              | -                  | -                    | -                    | -                    | -                    | -                    | -                    | -                    | -                      | -                 | -             |
| \$300,000 or more .....                           | .6         | -                | -              | -                  | -                    | -                    | .2                   | .2                   | -                    | -                    | -                    | -                      | -                 | -             |
| Not reported .....                                | 31 292     | -                | -              | -                  | .2                   | -                    | -                    | -                    | -                    | -                    | -                    | -                      | -                 | -             |
| Median .....                                      | -          | -                | -              | -                  | -                    | -                    | -                    | -                    | -                    | -                    | -                    | -                      | -                 | -             |
| Received as inheritance or gift .....             | .1         | -                | -              | -                  | .1                   | -                    | -                    | -                    | -                    | -                    | -                    | -                      | -                 | -             |
| Not reported .....                                | -          | -                | -              | -                  | -                    | -                    | -                    | -                    | -                    | -                    | -                    | -                      | -                 | -             |
| <b>RENTER OCCUPIED UNITS</b>                      |            |                  |                |                    |                      |                      |                      |                      |                      |                      |                      |                        |                   |               |
| <b>Total</b> .....                                | <b>8.4</b> | <b>.2</b>        | <b>.8</b>      | <b>2.8</b>         | <b>.8</b>            | <b>.9</b>            | <b>2.2</b>           | <b>.4</b>            | <b>.4</b>            | <b>.1</b>            | <b>-</b>             | <b>-</b>               | <b>-</b>          | <b>13 478</b> |
| <b>Rent Reductions</b>                            |            |                  |                |                    |                      |                      |                      |                      |                      |                      |                      |                        |                   |               |
| No subsidy or income reporting .....              | 7.5        | .2               | .5             | 2.3                | .8                   | .8                   | 2.2                  | .4                   | .4                   | .1                   | -                    | -                      | -                 | 15 869        |
| Rent control .....                                | -          | -                | -              | -                  | -                    | -                    | -                    | -                    | -                    | -                    | -                    | -                      | -                 | -             |
| No rent control .....                             | 7.5        | .2               | .5             | 2.3                | .8                   | .8                   | 2.2                  | .4                   | .4                   | .1                   | -                    | -                      | -                 | 15 869        |
| Reduced by owner .....                            | .7         | .1               | .1             | .2                 | -                    | -                    | .2                   | -                    | -                    | -                    | -                    | -                      | -                 | -             |
| Not reduced by owner .....                        | 6.8        | .1               | .4             | 2.0                | .8                   | .8                   | 2.0                  | .4                   | .4                   | .1                   | -                    | -                      | -                 | 16 800        |
| Owner reduction not reported .....                | -          | -                | -              | -                  | -                    | -                    | -                    | -                    | -                    | -                    | -                    | -                      | -                 | -             |
| Rent control not reported .....                   | -          | -                | -              | -                  | -                    | -                    | -                    | -                    | -                    | -                    | -                    | -                      | -                 | -             |
| Owned by public housing authority .....           | .2         | -                | -              | .2                 | -                    | -                    | -                    | -                    | -                    | -                    | -                    | -                      | -                 | -             |
| Other, Federal subsidy .....                      | .2         | -                | -              | .2                 | -                    | -                    | -                    | -                    | -                    | -                    | -                    | -                      | -                 | -             |
| Other, State or local subsidy .....               | -          | -                | -              | -                  | -                    | -                    | -                    | -                    | -                    | -                    | -                    | -                      | -                 | -             |
| Other, income verification .....                  | .3         | -                | .3             | -                  | -                    | -                    | -                    | -                    | -                    | -                    | -                    | -                      | -                 | -             |
| Subsidy or income verification not reported ..... | .1         | -                | -              | -                  | -                    | .1                   | -                    | -                    | -                    | -                    | -                    | -                      | -                 | -             |

<sup>1</sup>For mobile home, oldest category is 1939 or earlier.

<sup>2</sup>May reflect a temporary situation, living off savings, or response error.

**Table 6-21. Housing Costs by Selected Characteristics - Occupied Units with Hispanic Householder**

[Numbers in thousands. ... means not applicable or sample too small. - means zero or rounds to zero.]

| Characteristics  | Total | Less than \$100 | \$100 to \$199 | \$200 to \$299 | \$300 to \$399 | \$400 to \$499 | \$500 to \$599 | \$600 to \$699 | \$700 to \$799 | \$800 to \$999 | \$1,000 to \$1,499 | \$1,500 or more | No cash rent | Mortgage payment not reported | Median excluding no cash rent |
|--|-------|-----------------|----------------|----------------|----------------|----------------|----------------|----------------|----------------|----------------|--------------------|-----------------|--------------|-------------------------------|-------------------------------|
| <b>Total</b> .....   | 13.6  | .1              | .8             | 2.1            | 3.2            | 3.1            | 1.3            | .8             | .3             | .4             | .4                 | -               | .3           | .8                            | 404                           |
| <b>Units in Structure</b>  |       |                 |                |                |                |                |                |                |                |                |                    |                 |              |                               |                               |
| 1, detached .....  | 4.9   | -               | .4             | .3             | .5             | 1.0            | .4             | .6             | .2             | .2             | .2                 | -               | .3           | .8                            | 467                           |
| 1, attached .....  | .8    | -               | -              | .3             | .1             | -              | .1             | -              | -              | .2             | -                  | -               | -            | -                             | -                             |
| 2 to 4 .....   | 6.0   | -               | .4             | 1.0            | 2.0            | 1.5            | .7             | .1             | .1             | -              | .2                 | -               | -            | -                             | 380                           |
| 5 to 9 .....   | .8    | -               | -              | -              | .4             | .1             | -              | -              | -              | -              | -                  | -               | -            | -                             | -                             |
| 10 to 19 .....   | .2    | -               | -              | -              | -              | .2             | -              | -              | -              | -              | -                  | -               | -            | -                             | -                             |
| 20 to 49 .....   | .7    | .1              | -              | .3             | .1             | .3             | -              | -              | -              | -              | -                  | -               | -            | -                             | -                             |
| 50 or more .....   | .3    | -               | -              | -              | .1             | .2             | -              | -              | -              | -              | -                  | -               | -            | -                             | -                             |
| Mobile home or trailer .....                                     | -     | -               | -              | -              | -              | -              | -              | -              | -              | -              | -                  | -               | -            | -                             | -                             |
| <b>Year Structure Built<sup>1</sup></b>                          |       |                 |                |                |                |                |                |                |                |                |                    |                 |              |                               |                               |
| 1990 to 1994 .....   | -     | -               | -              | -              | -              | -              | -              | -              | -              | -              | -                  | -               | -            | -                             | -                             |
| 1985 to 1989 .....   | -     | -               | -              | -              | -              | -              | -              | -              | -              | -              | -                  | -               | -            | -                             | -                             |
| 1980 to 1984 .....   | .5    | -               | -              | -              | .3             | -              | -              | -              | -              | -              | -                  | -               | -            | -                             | -                             |
| 1975 to 1979 .....   | .9    | -               | -              | .1             | .2             | .2             | .2             | -              | -              | .2             | .2                 | -               | -            | .2                            | -                             |
| 1970 to 1974 .....   | .4    | -               | .1             | .1             | .1             | .1             | -              | -              | -              | -              | .2                 | -               | -            | .2                            | -                             |
| 1960 to 1969 .....   | .8    | -               | -              | .1             | .2             | .1             | -              | -              | -              | -              | -                  | -               | -            | .1                            | -                             |
| 1950 to 1959 .....   | 1.9   | -               | -              | -              | .6             | .4             | .5             | .2             | .2             | -              | -                  | -               | -            | .2                            | -                             |
| 1940 to 1949 .....   | .8    | -               | -              | .2             | .4             | .4             | .2             | .2             | .2             | -              | -                  | -               | -            | .2                            | -                             |
| 1930 to 1939 .....   | 1.7   | -               | .1             | .4             | .2             | .6             | .3             | .3             | .1             | -              | -                  | -               | -            | .2                            | -                             |
| 1920 to 1929 .....   | 1.7   | -               | .2             | .3             | .4             | .4             | .1             | -              | -              | -              | -                  | -               | -            | .2                            | -                             |
| 1919 or earlier .....  | 4.9   | .1              | .4             | .7             | 1.7            | 1.2            | .3             | .3             | .1             | .2             | .2                 | -               | -            | .1                            | -                             |
| Median .....   | 1931  | -               | -              | -              | -              | -              | -              | -              | -              | -              | -                  | -               | -            | -                             | 374                           |
| <b>Rooms</b>   |       |                 |                |                |                |                |                |                |                |                |                    |                 |              |                               |                               |
| 1 room .....   | .1    | .1              | -              | -              | -              | -              | -              | -              | -              | -              | -                  | -               | -            | -                             | -                             |
| 2 rooms .....  | .4    | -               | -              | .4             | -              | -              | -              | -              | -              | -              | -                  | -               | -            | -                             | -                             |
| 3 rooms .....  | 1.4   | -               | -              | .4             | .6             | .4             | -              | -              | -              | -              | -                  | -               | -            | -                             | -                             |
| 4 rooms .....  | 2.4   | -               | .1             | .8             | .5             | .8             | .3             | -              | -              | -              | .2                 | -               | -            | .2                            | -                             |
| 5 rooms .....  | 4.6   | -               | .5             | .5             | 1.4            | 1.1            | .8             | -              | .2             | -              | -                  | -               | -            | .2                            | -                             |
| 6 rooms .....  | 2.2   | -               | .2             | -              | .7             | .4             | .1             | .2             | -              | .2             | .2                 | -               | -            | .1                            | -                             |
| 7 rooms .....  | 1.8   | -               | -              | .2             | -              | .5             | .2             | .5             | .2             | .2             | -                  | -               | -            | .2                            | -                             |
| 8 rooms .....  | .5    | -               | -              | -              | -              | .1             | -              | .1             | .1             | -              | -                  | -               | -            | .2                            | -                             |
| 9 rooms .....  | .2    | -               | -              | -              | -              | -              | -              | -              | -              | .2             | -                  | -               | -            | .2                            | -                             |
| 10 rooms or more .....   | .2    | -               | -              | -              | -              | -              | -              | -              | -              | .2             | -                  | -               | -            | .2                            | -                             |
| Median .....   | 5.0   | -               | -              | -              | -              | -              | -              | -              | -              | -              | -                  | -               | -            | .2                            | -                             |
| <b>Bedrooms</b>  |       |                 |                |                |                |                |                |                |                |                |                    |                 |              |                               |                               |
| None .....   | .4    | .1              | -              | .3             | -              | -              | -              | -              | -              | -              | -                  | -               | -            | -                             | -                             |
| 1 .....  | 2.1   | -               | -              | .6             | 1.0            | .4             | -              | .2             | -              | -              | -                  | -               | -            | -                             | -                             |
| 2 .....  | 5.0   | -               | .5             | .9             | 1.2            | 1.2            | .7             | .2             | -              | -              | .2                 | -               | .2           | -                             | 389                           |
| 3 .....  | 3.9   | -               | .3             | .1             | 1.0            | .8             | .5             | .2             | .3             | -              | .2                 | -               | -            | .4                            | 432                           |
| 4 or more .....  | 2.2   | -               | .2             | -              | .7             | -              | -              | .2             | -              | .4             | -                  | -               | .1           | .4                            | -                             |
| Median .....   | 2.4   | -               | -              | -              | -              | -              | -              | -              | -              | -              | -                  | -               | -            | .4                            | -                             |
| <b>Complete Bathrooms</b>  |       |                 |                |                |                |                |                |                |                |                |                    |                 |              |                               |                               |
| None .....   | .1    | .1              | -              | -              | -              | -              | -              | -              | -              | -              | -                  | -               | -            | -                             | -                             |
| 1 .....  | 9.2   | -               | .2             | 1.7            | 2.9            | 2.4            | .9             | .3             | .3             | -              | .2                 | -               | -            | .2                            | 389                           |
| 1 and one-half .....   | 2.4   | -               | .3             | .2             | .2             | .5             | .4             | .2             | -              | -              | -                  | -               | .1           | .4                            | -                             |
| 2 or more .....  | 1.9   | -               | .2             | .1             | .1             | .2             | -              | .3             | -              | .4             | .2                 | -               | .2           | .2                            | -                             |
| <b>Main Heating Equipment</b>                                    |       |                 |                |                |                |                |                |                |                |                |                    |                 |              |                               |                               |
| Warm-air furnace .....   | 9.2   | -               | .8             | .9             | 1.8            | 2.3            | 1.1            | .4             | .2             | .2             | .4                 | -               | .3           | .8                            | 424                           |
| Steam or hot water system .....                                  | 3.2   | .1              | -              | .9             | 1.0            | .5             | -              | .4             | .1             | .2             | -                  | -               | -            | -                             | -                             |
| Electric heat pump .....   | .1    | -               | -              | -              | -              | -              | .1             | -              | -              | -              | -                  | -               | -            | -                             | -                             |
| Built-in electric units .....                                    | .3    | -               | -              | -              | -              | .2             | .1             | -              | -              | -              | -                  | -               | -            | -                             | -                             |
| Floor, wall, or other built-in hot air units without ducts ..... | .3    | -               | -              | .2             | .1             | -              | -              | -              | -              | -              | -                  | -               | -            | -                             | -                             |
| Room heaters with flue .....                                     | .5    | -               | -              | .1             | .3             | .1             | -              | -              | -              | -              | -                  | -               | -            | -                             | -                             |
| Room heaters without flue .....                                  | -     | -               | -              | -              | -              | -              | -              | -              | -              | -              | -                  | -               | -            | -                             | -                             |
| Portable electric heaters .....                                  | -     | -               | -              | -              | -              | -              | -              | -              | -              | -              | -                  | -               | -            | -                             | -                             |
| Stoves .....   | -     | -               | -              | -              | -              | -              | -              | -              | -              | -              | -                  | -               | -            | -                             | -                             |
| Fireplaces with inserts .....                                    | -     | -               | -              | -              | -              | -              | -              | -              | -              | -              | -                  | -               | -            | -                             | -                             |
| Fireplaces without inserts .....                                 | -     | -               | -              | -              | -              | -              | -              | -              | -              | -              | -                  | -               | -            | -                             | -                             |
| Other .....  | -     | -               | -              | -              | -              | -              | -              | -              | -              | -              | -                  | -               | -            | -                             | -                             |
| None .....   | -     | -               | -              | -              | -              | -              | -              | -              | -              | -              | -                  | -               | -            | -                             | -                             |
| <b>Source of Water</b>   |       |                 |                |                |                |                |                |                |                |                |                    |                 |              |                               |                               |
| Public system or private company .....                           | 13.1  | .1              | .8             | 2.1            | 3.2            | 3.1            | 1.3            | .7             | .3             | .4             | .4                 | -               | .3           | .4                            | 401                           |
| Well serving 1 to 5 units .....                                  | .6    | -               | -              | -              | -              | -              | -              | .2             | -              | -              | -                  | -               | -            | .4                            | -                             |
| Orificed .....   | .6    | -               | -              | -              | -              | -              | -              | .2             | -              | -              | -                  | -               | -            | .4                            | -                             |
| Dug .....  | -     | -               | -              | -              | -              | -              | -              | -              | -              | -              | -                  | -               | -            | -                             | -                             |
| Not reported .....   | -     | -               | -              | -              | -              | -              | -              | -              | -              | -              | -                  | -               | -            | -                             | -                             |
| Other .....  | -     | -               | -              | -              | -              | -              | -              | -              | -              | -              | -                  | -               | -            | -                             | -                             |
| <b>Means of Sewage Disposal</b>                                  |       |                 |                |                |                |                |                |                |                |                |                    |                 |              |                               |                               |
| Public sewer .....   | 12.7  | .1              | .8             | 2.1            | 3.2            | 3.0            | 1.3            | .7             | .3             | .4             | .4                 | -               | .3           | .2                            | 399                           |
| Septic tank, cesspool, chemical toilet .....                     | .9    | -               | -              | -              | -              | .1             | -              | .2             | -              | -              | -                  | -               | -            | .6                            | -                             |
| Other .....  | -     | -               | -              | -              | -              | -              | -              | -              | -              | -              | -                  | -               | -            | -                             | -                             |
| <b>Main House Heating Fuel</b>                                   |       |                 |                |                |                |                |                |                |                |                |                    |                 |              |                               |                               |
| Housing units with heating fuel .....                            |       |                 |                |                |                |                |                |                |                |                |                    |                 |              |                               |                               |
| Electricity .....  | 13.6  | .1              | .8             | 2.1            | 3.2            | 3.1            | 1.3            | .8             | .3             | .4             | .4                 | -               | .3           | .8                            | 404                           |
| Piped gas .....  | 4     | -               | -              | -              | .2             | .2             | .2             | -              | -              | -              | -                  | -               | -            | -                             | -                             |
| Bottled gas .....  | 11.6  | .1              | .8             | 1.9            | 2.8            | 2.6            | .9             | .3             | .2             | .4             | .4                 | -               | .2           | .8                            | 389                           |
| Fuel oil .....   | .3    | -               | -              | -              | .1             | -              | -              | .2             | -              | -              | -                  | -               | -            | -                             | -                             |
| Kerosene or other liquid fuel .....                              | 1.3   | -               | -              | .1             | .2             | .1             | .2             | .3             | .1             | -              | -                  | -               | .1           | -                             | -                             |
| Coal or coke .....   | -     | -               | -              | -              | -              | -              | -              | -              | -              | -              | -                  | -               | -            | -                             | -                             |
| Wood .....   | -     | -               | -              | -              | -              | -              | -              | -              | -              | -              | -                  | -               | -            | -                             | -                             |
| Solar energy .....   | -     | -               | -              | -              | -              | -              | -              | -              | -              | -              | -                  | -               | -            | -                             | -                             |
| Other .....  | -     | -               | -              | -              | -              | -              | -              | -              | -              | -              | -                  | -               | -            | -                             | -                             |

**Table 6-21. Housing Costs by Selected Characteristics - Occupied Units with Hispanic Householder—Con.**

[Numbers in thousands. ... means not applicable or sample too small. - means zero or rounds to zero.]

| Characteristics                                      | Total  | Less than \$100 | \$100 to \$199 | \$200 to \$299 | \$300 to \$399 | \$400 to \$499 | \$500 to \$599 | \$600 to \$699 | \$700 to \$799 | \$800 to \$999 | \$1,000 to \$1,499 | \$1,500 or more | No cash rent | Mortgage payment not reported | Median excluding no cash rent |
|--|--------|-----------------|----------------|----------------|----------------|----------------|----------------|----------------|----------------|----------------|--------------------|-----------------|--------------|-------------------------------|-------------------------------|
| <b>Cooking Fuel</b>                                  |        |                 |                |                |                |                |                |                |                |                |                    |                 |              |                               |                               |
| With cooking fuel -----                              | 13.5   | -               | .8             | 2.1            | 3.2            | 3.1            | 1.3            | .8             | .3             | .4             | .4                 | -               | .3           | .8                            | 406                           |
| Electricity -----                                    | 4.0    | -               | .1             | .4             | .5             | .7             | .6             | .4             | .4             | .4             | .4                 | -               | .3           | .6                            | 483                           |
| Piped gas -----                                      | 9.2    | -               | .7             | 1.7            | 2.6            | 2.4            | .7             | .2             | .3             | -              | .4                 | -               | -            | .2                            | 384                           |
| Bottled gas -----                                    | .3     | -               | -              | -              | .1             | -              | -              | .2             | -              | -              | -                  | -               | -            | -                             | -                             |
| Kerosene or other liquid fuel -----                  | -      | -               | -              | -              | -              | -              | -              | -              | -              | -              | -                  | -               | -            | -                             | -                             |
| Coal or coke -----                                   | -      | -               | -              | -              | -              | -              | -              | -              | -              | -              | -                  | -               | -            | -                             | -                             |
| Wood -----   | -      | -               | -              | -              | -              | -              | -              | -              | -              | -              | -                  | -               | -            | -                             | -                             |
| Other -----  | -      | -               | -              | -              | -              | -              | -              | -              | -              | -              | -                  | -               | -            | -                             | -                             |
| <b>Persons</b>                                       |        |                 |                |                |                |                |                |                |                |                |                    |                 |              |                               |                               |
| 1 person -----                                       | 1.5    | .1              | .1             | .6             | .1             | .6             | -              | -              | -              | -              | -                  | -               | -            | -                             | -                             |
| 2 persons -----                                      | 3.0    | -               | .1             | .9             | 1.2            | .4             | .1             | .3             | -              | -              | -                  | -               | -            | .2                            | -                             |
| 3 persons -----                                      | 2.6    | -               | .4             | .4             | .4             | .3             | .3             | .2             | -              | -              | .2                 | -               | .2           | .2                            | -                             |
| 4 persons -----                                      | 3.6    | -               | .1             | .2             | .8             | .5             | .6             | .3             | .1             | .2             | .2                 | -               | .1           | .4                            | -                             |
| 5 persons -----                                      | 1.2    | -               | -              | .4             | .1             | .1             | .1             | .2             | .2             | -              | .2                 | -               | -            | -                             | -                             |
| 6 persons -----                                      | .9     | -               | -              | -              | -              | .6             | .2             | .1             | -              | -              | -                  | -               | -            | -                             | -                             |
| 7 persons or more -----                              | .9     | -               | -              | -              | .4             | .6             | -              | -              | -              | -              | -                  | -               | -            | -                             | -                             |
| Median -----   | 3.4    | -               | -              | -              | -              | -              | -              | -              | -              | -              | -                  | -               | -            | -                             | -                             |
| <b>Household Composition by Age of Householder</b>   |        |                 |                |                |                |                |                |                |                |                |                    |                 |              |                               |                               |
| 2-or-more person households -----                    | 12.1   | -               | .7             | 1.5            | 3.1            | 2.6            | 1.3            | .8             | .3             | .4             | .4                 | -               | .3           | .8                            | 412                           |
| Married-couple families, no nonrelatives -----       | 7.7    | -               | .3             | .4             | 2.0            | 1.6            | .8             | .7             | .2             | .4             | .4                 | -               | .3           | .8                            | 438                           |
| Under 25 years -----                                 | .5     | -               | .1             | -              | .3             | .1             | -              | -              | -              | -              | -                  | -               | -            | -                             | -                             |
| 25 to 29 years -----                                 | 1.1    | -               | -              | -              | .8             | .2             | .1             | -              | .2             | -              | -                  | -               | -            | -                             | -                             |
| 30 to 34 years -----                                 | .8     | -               | -              | -              | .1             | .5             | -              | -              | -              | -              | -                  | -               | .2           | -                             | -                             |
| 35 to 44 years -----                                 | 3.4    | -               | .2             | .2             | .4             | .8             | .6             | .5             | -              | -              | .2                 | -               | -            | .6                            | -                             |
| 45 to 64 years -----                                 | 1.6    | -               | -              | .2             | .4             | -              | .1             | .2             | -              | .4             | -                  | -               | .1           | .2                            | -                             |
| 65 years and over -----                              | .3     | -               | -              | -              | .3             | -              | -              | -              | -              | -              | -                  | -               | -            | -                             | -                             |
| Other male householder -----                         | 1.3    | -               | -              | .2             | .8             | .1             | .1             | .1             | .1             | -              | -                  | -               | -            | -                             | -                             |
| Under 45 years -----                                 | 1.1    | -               | -              | .1             | .5             | .1             | .1             | .1             | .1             | -              | -                  | -               | -            | -                             | -                             |
| 45 to 64 years -----                                 | .1     | -               | -              | -              | .1             | -              | -              | -              | -              | -              | -                  | -               | -            | -                             | -                             |
| 65 years and over -----                              | .1     | -               | -              | -              | .1             | -              | -              | -              | -              | -              | -                  | -               | -            | -                             | -                             |
| Other female householder -----                       | 3.1    | -               | .3             | .9             | .5             | .9             | .4             | -              | -              | -              | .2                 | -               | -            | -                             | -                             |
| Under 45 years -----                                 | 2.8    | -               | .3             | .7             | .5             | .9             | .4             | -              | -              | -              | .2                 | -               | -            | -                             | -                             |
| 45 to 64 years -----                                 | .2     | -               | -              | -              | -              | -              | -              | -              | -              | -              | .2                 | -               | -            | -                             | -                             |
| 65 years and over -----                              | .1     | -               | -              | .1             | -              | -              | -              | -              | -              | -              | -                  | -               | -            | -                             | -                             |
| 1-person households -----                            | 1.5    | .1              | .1             | .6             | .1             | .6             | -              | -              | -              | -              | -                  | -               | -            | -                             | -                             |
| Male householder -----                               | .8     | .1              | .1             | .3             | .1             | .2             | -              | -              | -              | -              | -                  | -               | -            | -                             | -                             |
| Under 45 years -----                                 | .7     | .1              | .1             | .2             | .1             | .2             | -              | -              | -              | -              | -                  | -               | -            | -                             | -                             |
| 45 to 64 years -----                                 | .1     | -               | -              | .1             | -              | -              | -              | -              | -              | -              | -                  | -               | -            | -                             | -                             |
| 65 years and over -----                              | .1     | -               | -              | -              | -              | -              | -              | -              | -              | -              | -                  | -               | -            | -                             | -                             |
| Female householder -----                             | .7     | -               | .1             | .2             | -              | .3             | -              | -              | -              | -              | -                  | -               | -            | -                             | -                             |
| Under 45 years -----                                 | .1     | -               | .1             | .1             | -              | .3             | -              | -              | -              | -              | -                  | -               | -            | -                             | -                             |
| 45 to 64 years -----                                 | .5     | -               | .1             | .1             | -              | -              | -              | -              | -              | -              | -                  | -               | -            | -                             | -                             |
| 65 years and over -----                              | -      | -               | -              | -              | -              | -              | -              | -              | -              | -              | -                  | -               | -            | -                             | -                             |
| <b>Own Never Married Children Under 18 Years Old</b> |        |                 |                |                |                |                |                |                |                |                |                    |                 |              |                               |                               |
| No own children under 18 years -----                 | 5.5    | .1              | .1             | 1.5            | 1.9            | 1.0            | .4             | .3             | .1             | .2             | .2                 | -               | .1           | .2                            | 370                           |
| With own children under 18 years -----               | 8.1    | -               | .7             | .6             | 1.9            | 2.1            | 1.0            | .5             | .2             | .2             | .2                 | -               | .8           | .8                            | 424                           |
| Under 6 years only -----                             | 2.0    | -               | .1             | .5             | .8             | .3             | .1             | -              | -              | -              | -                  | -               | .3           | .3                            | -                             |
| 1 -----  | 1.3    | -               | .1             | .2             | .4             | .3             | -              | -              | -              | -              | -                  | -               | .2           | .2                            | -                             |
| 2 -----  | .5     | -               | -              | .1             | .2             | .1             | .1             | -              | -              | -              | -                  | -               | -            | -                             | -                             |
| 3 or more -----                                      | .2     | -               | -              | .1             | .1             | .1             | -              | -              | -              | -              | -                  | -               | -            | -                             | -                             |
| 6 to 17 years only -----                             | 3.8    | -               | .4             | .1             | .8             | .7             | .6             | .2             | .2             | .2             | .2                 | -               | .8           | .8                            | 435                           |
| 1 -----  | 1.0    | -               | .2             | -              | .2             | .2             | .2             | .2             | .2             | .2             | .2                 | -               | .4           | .4                            | -                             |
| 2 -----  | 1.3    | -               | .2             | -              | .4             | .1             | .1             | .1             | .1             | .1             | .1                 | -               | -            | -                             | -                             |
| 3 or more -----                                      | 1.5    | -               | .1             | .1             | .5             | .4             | .4             | .3             | .2             | .2             | .2                 | -               | .2           | .2                            | -                             |
| Both age groups -----                                | 2.2    | -               | .1             | .3             | .3             | 1.1            | .3             | .3             | .2             | .2             | .2                 | -               | .1           | .1                            | -                             |
| 2 -----  | .7     | -               | .1             | -              | .1             | .2             | .3             | .3             | .1             | .2             | .2                 | -               | -            | -                             | -                             |
| 3 or more -----                                      | 1.5    | -               | -              | .1             | .1             | .8             | .3             | .3             | .1             | .2             | .2                 | -               | -            | -                             | -                             |
| <b>Income of Families and Primary Individuals</b>    |        |                 |                |                |                |                |                |                |                |                |                    |                 |              |                               |                               |
| Less than \$5,000 -----                              | 1.0    | .1              | .1             | .1             | .4             | .3             | -              | -              | -              | -              | -                  | -               | -            | -                             | -                             |
| \$5,000 to \$9,999 -----                             | 3.0    | -               | .1             | 1.1            | .7             | .8             | .3             | -              | -              | -              | -                  | -               | -            | -                             | -                             |
| \$10,000 to \$14,999 -----                           | 1.0    | -               | .3             | .2             | .2             | .2             | -              | -              | -              | -              | -                  | -               | -            | -                             | -                             |
| \$15,000 to \$19,999 -----                           | .9     | -               | -              | .4             | .4             | .1             | .1             | -              | -              | -              | -                  | -               | -            | -                             | -                             |
| \$20,000 to \$24,999 -----                           | 1.8    | -               | -              | .4             | .6             | .6             | .2             | .2             | -              | -              | -                  | -               | .2           | .2                            | -                             |
| \$25,000 to \$29,999 -----                           | 1.3    | -               | -              | -              | .5             | .2             | .2             | -              | -              | .2             | -                  | -               | .2           | .2                            | -                             |
| \$30,000 to \$34,999 -----                           | 1.0    | -               | -              | -              | .1             | .1             | .5             | .2             | .2             | .2             | .2                 | -               | .2           | .2                            | -                             |
| \$35,000 to \$39,999 -----                           | 1.0    | -               | .2             | -              | .1             | .2             | .2             | .3             | .2             | .2             | .2                 | -               | .1           | .4                            | -                             |
| \$40,000 to \$49,999 -----                           | 1.2    | -               | -              | -              | .4             | .4             | .2             | .2             | .2             | .2             | .2                 | -               | -            | -                             | -                             |
| \$50,000 to \$59,999 -----                           | .9     | -               | -              | .2             | .2             | .1             | -              | -              | -              | -              | -                  | -               | -            | -                             | -                             |
| \$60,000 to \$79,999 -----                           | .6     | -               | -              | .2             | -              | -              | -              | -              | -              | .1             | .2                 | -               | -            | -                             | -                             |
| \$80,000 to \$99,999 -----                           | -      | -               | -              | -              | -              | -              | -              | -              | -              | -              | -                  | -               | -            | -                             | -                             |
| \$100,000 to \$119,999 -----                         | -      | -               | -              | -              | -              | -              | -              | -              | -              | -              | -                  | -               | -            | -                             | -                             |
| \$120,000 or more -----                              | -      | -               | -              | -              | -              | -              | -              | -              | -              | -              | -                  | -               | -            | -                             | -                             |
| Median -----   | 22 573 | -               | -              | -              | -              | -              | -              | -              | -              | -              | -                  | -               | -            | -                             | -                             |

**Table 6-21. Housing Costs by Selected Characteristics - Occupied Units with Hispanic Householder—Con.**

[Numbers in thousands. ... means not applicable or sample too small. - means zero or rounds to zero.]

| Characteristics  | Total  | Less than \$100 | \$100 to \$199 | \$200 to \$299 | \$300 to \$399 | \$400 to \$499 | \$500 to \$599 | \$600 to \$699 | \$700 to \$799 | \$800 to \$999 | \$1,000 to \$1,499 | \$1,500 or more | No cash rent | Mortgage payment not reported | Median excluding no cash rent |
|--|--------|-----------------|----------------|----------------|----------------|----------------|----------------|----------------|----------------|----------------|--------------------|-----------------|--------------|-------------------------------|-------------------------------|
| <b>OWNER OCCUPIED UNITS</b>                            |        |                 |                |                |                |                |                |                |                |                |                    |                 |              |                               |                               |
| Total  | 5.3    | -               | .5             | .6             | .3             | .9             | .3             | .7             | .3             | .4             | .4                 | -               | -            | .8                            | 488                           |
| <b>Value</b>   |        |                 |                |                |                |                |                |                |                |                |                    |                 |              |                               |                               |
| Less than \$10,000                                     | -      | -               | -              | -              | -              | -              | -              | -              | -              | -              | -                  | -               | -            | -                             | -                             |
| \$10,000 to \$19,999                                   | .4     | -               | .3             | -              | .1             | -              | -              | -              | -              | -              | -                  | -               | -            | -                             | -                             |
| \$20,000 to \$29,999                                   | -      | -               | -              | -              | -              | -              | -              | -              | -              | -              | -                  | -               | -            | -                             | -                             |
| \$30,000 to \$39,999                                   | 1.5    | -               | .2             | -              | -              | .6             | -              | .3             | -              | -              | -                  | -               | -            | -                             | -                             |
| \$40,000 to \$49,999                                   | .7     | -               | -              | .4             | -              | .3             | -              | -              | -              | -              | -                  | -               | -            | -                             | -                             |
| \$50,000 to \$59,999                                   | .3     | -               | -              | .1             | -              | -              | -              | -              | .2             | -              | -                  | -               | -            | -                             | -                             |
| \$60,000 to \$69,999                                   | .5     | -               | -              | -              | -              | -              | .2             | -              | .2             | -              | -                  | -               | -            | -                             | -                             |
| \$70,000 to \$79,999                                   | .4     | -               | -              | -              | .2             | -              | -              | .2             | -              | -              | -                  | -               | -            | -                             | -                             |
| \$80,000 to \$99,999                                   | .6     | -               | -              | -              | -              | -              | -              | -              | -              | .2             | -                  | -               | -            | -                             | -                             |
| \$100,000 to \$119,999                                 | -      | -               | -              | -              | -              | -              | -              | -              | -              | -              | .2                 | -               | -            | -                             | -                             |
| \$120,000 to \$149,999                                 | .2     | -               | -              | -              | -              | -              | -              | -              | -              | -              | -                  | -               | -            | .4                            | -                             |
| \$150,000 to \$199,999                                 | .2     | -               | -              | -              | -              | -              | -              | -              | -              | -              | -                  | -               | -            | -                             | -                             |
| \$200,000 to \$249,999                                 | .3     | -               | -              | -              | -              | -              | .1             | -              | -              | -              | -                  | -               | -            | -                             | -                             |
| \$250,000 to \$299,999                                 | -      | -               | -              | -              | -              | -              | -              | -              | -              | .2             | -                  | -               | -            | -                             | -                             |
| \$300,000 or more                                      | -      | -               | -              | -              | -              | -              | -              | -              | -              | -              | -                  | -               | -            | -                             | -                             |
| Median   | 51 997 | -               | -              | -              | -              | -              | -              | -              | -              | -              | -                  | -               | -            | -                             | -                             |
| <b>Value-Income Ratio</b>                              |        |                 |                |                |                |                |                |                |                |                |                    |                 |              |                               |                               |
| Less than 1.5  | 2.7    | -               | .5             | .1             | .1             | .9             | -              | .5             | .3             | -              | .2                 | -               | -            | -                             | -                             |
| 1.5 to 1.9   | .4     | -               | -              | .2             | .2             | -              | -              | -              | -              | -              | -                  | -               | -            | -                             | -                             |
| 2.0 to 2.4   | .9     | -               | -              | -              | -              | -              | .2             | .2             | -              | -              | .2                 | -               | -            | .4                            | -                             |
| 2.5 to 2.9   | .4     | -               | -              | -              | -              | -              | -              | -              | -              | -              | -                  | -               | -            | -                             | -                             |
| 3.0 to 3.9   | .2     | -               | -              | -              | -              | -              | -              | -              | -              | .4             | -                  | -               | -            | -                             | -                             |
| 4.0 to 4.9   | .5     | -               | -              | .2             | -              | -              | -              | -              | -              | -              | -                  | -               | -            | .2                            | -                             |
| 5.0 or more  | .1     | -               | -              | .1             | -              | -              | .1             | -              | -              | -              | -                  | -               | -            | .2                            | -                             |
| Zero or negative income                                | -      | -               | -              | -              | -              | -              | -              | -              | -              | -              | -                  | -               | -            | .2                            | -                             |
| Median   | 1.5-   | -               | -              | -              | -              | -              | -              | -              | -              | -              | -                  | -               | -            | -                             | -                             |
| <b>Monthly Payment for Principal and Interest</b>      |        |                 |                |                |                |                |                |                |                |                |                    |                 |              |                               |                               |
| Less than \$100  | .1     | -               | -              | -              | .1             | -              | -              | -              | -              | -              | -                  | -               | -            | -                             | -                             |
| \$100 to \$199   | .2     | -               | -              | -              | -              | .2             | -              | -              | -              | -              | -                  | -               | -            | -                             | -                             |
| \$200 to \$249   | .4     | -               | -              | -              | -              | .4             | -              | -              | -              | -              | -                  | -               | -            | -                             | -                             |
| \$250 to \$299   | .5     | -               | -              | -              | -              | .3             | .2             | -              | -              | -              | -                  | -               | -            | -                             | -                             |
| \$300 to \$349   | .8     | -               | -              | -              | -              | -              | .1             | .7             | -              | -              | -                  | -               | -            | -                             | -                             |
| \$350 to \$399   | .2     | -               | -              | -              | -              | -              | -              | -              | -              | .2             | -                  | -               | -            | -                             | -                             |
| \$400 to \$449   | -      | -               | -              | -              | -              | -              | -              | -              | -              | -              | .2                 | -               | -            | -                             | -                             |
| \$450 to \$499   | .2     | -               | -              | -              | -              | -              | -              | -              | .2             | -              | -                  | -               | -            | -                             | -                             |
| \$500 to \$599   | .3     | -               | -              | -              | -              | -              | -              | -              | .1             | .2             | -                  | -               | -            | -                             | -                             |
| \$600 to \$699   | .2     | -               | -              | -              | -              | -              | -              | -              | -              | .2             | .2                 | -               | -            | -                             | -                             |
| \$700 to \$799   | -      | -               | -              | -              | -              | -              | -              | -              | -              | -              | .2                 | -               | -            | -                             | -                             |
| \$800 to \$999   | -      | -               | -              | -              | -              | -              | -              | -              | -              | -              | -                  | -               | -            | -                             | -                             |
| \$1,000 to \$1,249                                     | -      | -               | -              | -              | -              | -              | -              | -              | -              | -              | -                  | -               | -            | -                             | -                             |
| \$1,250 to \$1,499                                     | -      | -               | -              | -              | -              | -              | -              | -              | -              | -              | -                  | -               | -            | -                             | -                             |
| \$1,500 or more  | -      | -               | -              | -              | -              | -              | -              | -              | -              | -              | -                  | -               | -            | -                             | -                             |
| Not reported   | .8     | -               | -              | -              | -              | -              | -              | -              | -              | -              | -                  | -               | -            | .8                            | -                             |
| Median   | -      | -               | -              | -              | -              | -              | -              | -              | -              | -              | -                  | -               | -            | .8                            | -                             |
| <b>Average Monthly Cost Paid for Real Estate Taxes</b> |        |                 |                |                |                |                |                |                |                |                |                    |                 |              |                               |                               |
| Less than \$25   | -      | -               | -              | -              | -              | -              | -              | -              | -              | -              | -                  | -               | -            | -                             | -                             |
| \$25 to \$49   | .1     | -               | .1             | -              | -              | -              | -              | -              | -              | -              | -                  | -               | -            | -                             | -                             |
| \$50 to \$74   | .2     | -               | -              | -              | .1             | .1             | -              | -              | -              | -              | -                  | -               | -            | -                             | -                             |
| \$75 to \$99   | 1.7    | -               | .4             | .3             | -              | .7             | -              | -              | -              | -              | -                  | -               | -            | -                             | -                             |
| \$100 to \$149   | 1.7    | -               | -              | .2             | -              | -              | .3             | .2             | .3             | .2             | .2                 | -               | -            | -                             | -                             |
| \$150 to \$199   | .7     | -               | -              | .1             | -              | -              | -              | .3             | .3             | .2             | .2                 | -               | -            | -                             | -                             |
| \$200 or more  | .8     | -               | -              | -              | .2             | -              | -              | -              | -              | -              | -                  | -               | -            | .4                            | -                             |
| Median   | 117    | -               | -              | -              | -              | -              | -              | -              | -              | -              | -                  | -               | -            | -                             | -                             |
| <b>Purchase Price</b>                                  |        |                 |                |                |                |                |                |                |                |                |                    |                 |              |                               |                               |
| Home purchased or built                                | 5.1    | -               | .4             | .6             | .3             | .9             | .3             | .7             | .3             | .4             | .4                 | -               | -            | .8                            | 495                           |
| Less than \$10,000                                     | .4     | -               | -              | .2             | -              | .2             | -              | -              | -              | -              | -                  | -               | -            | -                             | -                             |
| \$10,000 to \$19,999                                   | .4     | -               | -              | .1             | .1             | -              | -              | -              | .2             | -              | -                  | -               | -            | -                             | -                             |
| \$20,000 to \$29,999                                   | 1.3    | -               | .2             | .2             | -              | .5             | -              | -              | -              | -              | .2                 | -               | -            | -                             | -                             |
| \$30,000 to \$39,999                                   | 1.0    | -               | -              | -              | -              | .2             | .3             | .3             | -              | .2             | -                  | -               | -            | -                             | -                             |
| \$40,000 to \$49,999                                   | .3     | -               | -              | -              | -              | -              | -              | -              | .3             | -              | -                  | -               | -            | -                             | -                             |
| \$50,000 to \$59,999                                   | .1     | -               | -              | .1             | -              | -              | -              | -              | -              | -              | -                  | -               | -            | -                             | -                             |
| \$60,000 to \$69,999                                   | .4     | -               | -              | -              | .2             | -              | -              | -              | -              | -              | -                  | -               | -            | -                             | -                             |
| \$70,000 to \$79,999                                   | -      | -               | -              | -              | -              | -              | -              | -              | -              | -              | -                  | -               | -            | -                             | -                             |
| \$80,000 to \$99,999                                   | .4     | -               | -              | -              | -              | -              | -              | -              | -              | -              | .2                 | -               | -            | -                             | -                             |
| \$100,000 to \$119,999                                 | -      | -               | -              | -              | -              | -              | -              | -              | -              | -              | -                  | -               | -            | -                             | -                             |
| \$120,000 to \$149,999                                 | -      | -               | -              | -              | -              | -              | -              | -              | -              | -              | -                  | -               | -            | -                             | -                             |
| \$150,000 to \$199,999                                 | .2     | -               | -              | -              | -              | -              | -              | -              | -              | .2             | -                  | -               | -            | -                             | -                             |
| \$200,000 to \$249,999                                 | -      | -               | -              | -              | -              | -              | -              | -              | -              | -              | -                  | -               | -            | -                             | -                             |
| \$250,000 to \$299,999                                 | -      | -               | -              | -              | -              | -              | -              | -              | -              | .2             | -                  | -               | -            | -                             | -                             |
| \$300,000 or more                                      | -      | -               | -              | -              | -              | -              | -              | -              | -              | -              | -                  | -               | -            | -                             | -                             |
| Not reported   | .6     | -               | .2             | -              | -              | -              | -              | .2             | -              | -              | -                  | -               | -            | -                             | -                             |
| Median   | 31 292 | -               | -              | -              | -              | -              | -              | -              | -              | -              | -                  | -               | -            | -                             | -                             |
| Received as inheritance or gift                        | -      | -               | -              | -              | -              | -              | -              | -              | -              | -              | -                  | -               | -            | -                             | -                             |
| Not reported   | .1     | -               | .1             | -              | -              | -              | -              | -              | -              | -              | -                  | -               | -            | -                             | -                             |

**Table 6-21. Housing Costs by Selected Characteristics - Occupied Units with Hispanic Householder—Con.**

[Numbers in thousands. ... means not applicable or sample too small. - means zero or rounds to zero.]

| Characteristics                                   | Total | Less than \$100 | \$100 to \$199 | \$200 to \$299 | \$300 to \$399 | \$400 to \$499 | \$500 to \$599 | \$600 to \$699 | \$700 to \$799 | \$800 to \$999 | \$1,000 to \$1,499 | \$1,500 or more | No cash rent | Mortgage payment not reported | Median excluding no cash rent |
|---|-------|-----------------|----------------|----------------|----------------|----------------|----------------|----------------|----------------|----------------|--------------------|-----------------|--------------|-------------------------------|-------------------------------|
| <b>RENTER OCCUPIED UNITS</b>                      |       |                 |                |                |                |                |                |                |                |                |                    |                 |              |                               |                               |
| Total .....                                       | 8.4   | .1              | .2             | 1.4            | 2.9            | 2.3            | 1.0            | .1             | -              | -              | -                  | -               | .3           | -                             | 378                           |
| <b>Rent Reductions</b>                            |       |                 |                |                |                |                |                |                |                |                |                    |                 |              |                               |                               |
| No subsidy or income reporting .....              | 7.5   | .1              | .1             | 1.2            | 2.8            | 2.0            | .9             | .1             | -              | -              | -                  | -               | .3           | -                             | 379                           |
| Rent control .....                                | -     | -               | -              | -              | -              | -              | -              | -              | -              | -              | -                  | -               | -            | -                             | -                             |
| No rent control .....                             | 7.5   | .1              | .1             | 1.2            | 2.8            | 2.0            | .9             | .1             | -              | -              | -                  | -               | .3           | -                             | 379                           |
| Reduced by owner .....                            | .7    | -               | .1             | .2             | .1             | -              | .2             | -              | -              | -              | -                  | -               | -            | -                             | -                             |
| Not reduced by owner .....                        | 6.8   | .1              | -              | .9             | 2.6            | 2.0            | .7             | .1             | -              | -              | -                  | -               | .3           | -                             | 383                           |
| Owner reduction not reported .....                | -     | -               | -              | -              | -              | -              | -              | -              | -              | -              | -                  | -               | -            | -                             | -                             |
| Rent control not reported .....                   | -     | -               | -              | -              | -              | -              | -              | -              | -              | -              | -                  | -               | -            | -                             | -                             |
| Owned by public housing authority .....           | .2    | -               | .1             | .1             | -              | -              | -              | -              | -              | -              | -                  | -               | -            | -                             | -                             |
| Other, Federal subsidy .....                      | .2    | -               | -              | .1             | -              | -              | .1             | -              | -              | -              | -                  | -               | -            | -                             | -                             |
| Other, State or local subsidy .....               | -     | -               | -              | -              | -              | -              | -              | -              | -              | -              | -                  | -               | -            | -                             | -                             |
| Other, income verification .....                  | .3    | -               | -              | -              | .1             | .2             | -              | -              | -              | -              | -                  | -               | -            | -                             | -                             |
| Subsidy or income verification not reported ..... | .1    | -               | -              | -              | -              | .1             | -              | -              | -              | -              | -                  | -               | -            | -                             | -                             |

<sup>1</sup>For mobile home, oldest category is 1939 or earlier.

**Table 6-22. Value by Selected Characteristics - Owner Occupied Units with Hispanic Householder**

[Numbers in thousands. ... means not applicable or sample too small. - means zero or rounds to zero.]

| Characteristics   | Total | Less than \$30,000 | \$30,000 to \$39,999 | \$40,000 to \$49,999 | \$50,000 to \$59,999 | \$60,000 to \$79,999 | \$80,000 to \$99,999 | \$100,000 to \$149,999 | \$150,000 to \$199,999 | \$200,000 to \$249,999 | \$250,000 to \$299,999 | \$300,000 or more | Median |
|---|-------|--------------------|----------------------|----------------------|----------------------|----------------------|----------------------|------------------------|------------------------|------------------------|------------------------|-------------------|--------|
| <b>Total</b> .....  | 5.3   | .4                 | 1.5                  | .7                   | .3                   | .9                   | .4                   | .8                     | .2                     | .3                     | -                      | -                 | 51 997 |
| <b>Units in Structure</b>                                       |       |                    |                      |                      |                      |                      |                      |                        |                        |                        |                        |                   |        |
| 1, detached.....  | 3.9   | .2                 | 1.0                  | .5                   | .2                   | .7                   | .4                   | .6                     | .2                     | .2                     | -                      | -                 | 62 947 |
| 1, attached.....  | .5    | -                  | -                    | .2                   | .1                   | .2                   | -                    | -                      | -                      | -                      | -                      | -                 | -      |
| 2 to 4.....   | .8    | .2                 | .4                   | -                    | -                    | -                    | -                    | -                      | -                      | -                      | -                      | -                 | -      |
| 5 to 9.....   | -     | -                  | -                    | -                    | -                    | -                    | -                    | -                      | -                      | .1                     | -                      | -                 | -      |
| 10 to 19.....   | -     | -                  | -                    | -                    | -                    | -                    | -                    | -                      | -                      | -                      | -                      | -                 | -      |
| 20 to 49.....   | -     | -                  | -                    | -                    | -                    | -                    | -                    | -                      | -                      | -                      | -                      | -                 | -      |
| 50 or more.....   | -     | -                  | -                    | -                    | -                    | -                    | -                    | -                      | -                      | -                      | -                      | -                 | -      |
| Mobile home or trailer.....                                     | -     | -                  | -                    | -                    | -                    | -                    | -                    | -                      | -                      | -                      | -                      | -                 | -      |
| <b>Year Structure Built<sup>1</sup></b>                         |       |                    |                      |                      |                      |                      |                      |                        |                        |                        |                        |                   |        |
| 1990 to 1994.....   | -     | -                  | -                    | -                    | -                    | -                    | -                    | -                      | -                      | -                      | -                      | -                 | -      |
| 1985 to 1989.....   | -     | -                  | -                    | -                    | -                    | -                    | -                    | -                      | -                      | -                      | -                      | -                 | -      |
| 1980 to 1984.....   | .2    | -                  | -                    | -                    | -                    | -                    | -                    | -                      | -                      | -                      | -                      | -                 | -      |
| 1975 to 1979.....   | .7    | -                  | -                    | -                    | .1                   | -                    | .2                   | .2                     | -                      | -                      | -                      | -                 | -      |
| 1970 to 1974.....   | .2    | -                  | -                    | -                    | -                    | -                    | .2                   | .2                     | -                      | .2                     | -                      | -                 | -      |
| 1960 to 1969.....   | .8    | -                  | -                    | -                    | .2                   | .4                   | .2                   | .2                     | .2                     | -                      | -                      | -                 | -      |
| 1950 to 1959.....   | .4    | -                  | -                    | .2                   | -                    | -                    | .2                   | -                      | -                      | -                      | -                      | -                 | -      |
| 1940 to 1949.....   | .4    | -                  | .2                   | .2                   | -                    | -                    | .2                   | -                      | -                      | -                      | -                      | -                 | -      |
| 1930 to 1929.....   | .7    | -                  | .1                   | .2                   | .2                   | .2                   | .2                   | -                      | -                      | -                      | -                      | -                 | -      |
| 1920 to 1929.....   | .2    | -                  | .1                   | .2                   | .2                   | .2                   | .2                   | -                      | -                      | -                      | -                      | -                 | -      |
| 1919 or earlier.....  | 1.9   | .2                 | 1.1                  | .3                   | -                    | .1                   | -                    | -                      | -                      | .1                     | -                      | -                 | -      |
| Median.....   | 1930  | -                  | -                    | -                    | -                    | -                    | -                    | -                      | -                      | -                      | -                      | -                 | -      |
| <b>Rooms</b>  |       |                    |                      |                      |                      |                      |                      |                        |                        |                        |                        |                   |        |
| 1 room.....   | -     | -                  | -                    | -                    | -                    | -                    | -                    | -                      | -                      | -                      | -                      | -                 | -      |
| 2 rooms.....  | -     | -                  | -                    | -                    | -                    | -                    | -                    | -                      | -                      | -                      | -                      | -                 | -      |
| 3 rooms.....  | -     | -                  | -                    | -                    | -                    | -                    | -                    | -                      | -                      | -                      | -                      | -                 | -      |
| 4 rooms.....  | .8    | .1                 | .2                   | .2                   | .1                   | .1                   | -                    | -                      | -                      | -                      | -                      | -                 | -      |
| 5 rooms.....  | 1.1   | .1                 | .2                   | .2                   | .2                   | .2                   | -                    | -                      | -                      | -                      | -                      | -                 | -      |
| 6 rooms.....  | 1.2   | .2                 | .4                   | -                    | -                    | .2                   | .2                   | .2                     | .4                     | .1                     | -                      | -                 | -      |
| 7 rooms.....  | 1.3   | -                  | .4                   | .3                   | -                    | .6                   | -                    | -                      | -                      | -                      | -                      | -                 | -      |
| 8 rooms.....  | .5    | -                  | .2                   | .1                   | -                    | -                    | -                    | .2                     | -                      | -                      | -                      | -                 | -      |
| 9 rooms.....  | .2    | -                  | -                    | -                    | -                    | -                    | -                    | -                      | -                      | -                      | -                      | -                 | -      |
| 10 rooms or more.....   | .2    | -                  | -                    | -                    | -                    | -                    | -                    | -                      | .2                     | .2                     | -                      | -                 | -      |
| Median.....   | 6.2   | -                  | -                    | -                    | -                    | -                    | -                    | -                      | -                      | -                      | -                      | -                 | -      |
| <b>Bedrooms</b>   |       |                    |                      |                      |                      |                      |                      |                        |                        |                        |                        |                   |        |
| None.....   | .2    | -                  | -                    | -                    | -                    | -                    | -                    | -                      | -                      | -                      | -                      | -                 | -      |
| 1.....  | 1.4   | .2                 | .4                   | .2                   | .1                   | .3                   | -                    | -                      | -                      | -                      | -                      | -                 | -      |
| 2.....  | 1.9   | .2                 | .5                   | .2                   | .2                   | .2                   | .2                   | .4                     | .2                     | .1                     | -                      | -                 | -      |
| 3.....  | 1.7   | -                  | .5                   | .5                   | .2                   | .2                   | .2                   | .2                     | -                      | .2                     | -                      | -                 | -      |
| 4 or more.....  | 3.0   | -                  | -                    | -                    | -                    | -                    | -                    | -                      | -                      | -                      | -                      | -                 | -      |
| Median.....   | -     | -                  | -                    | -                    | -                    | -                    | -                    | -                      | -                      | -                      | -                      | -                 | -      |
| <b>Complete Bathrooms</b>                                       |       |                    |                      |                      |                      |                      |                      |                        |                        |                        |                        |                   |        |
| None.....   | 2.2   | .2                 | .5                   | .5                   | .2                   | .4                   | .2                   | -                      | -                      | .1                     | -                      | -                 | -      |
| 1.....  | 1.4   | -                  | .6                   | .1                   | .1                   | -                    | .2                   | .4                     | .2                     | -                      | -                      | -                 | -      |
| 1 and one-half.....   | 1.6   | .2                 | .3                   | -                    | -                    | .5                   | -                    | .2                     | .2                     | .2                     | -                      | -                 | -      |
| 2 or more.....  | -     | -                  | -                    | -                    | -                    | -                    | -                    | -                      | -                      | -                      | -                      | -                 | -      |
| <b>Main Heating Equipment</b>                                   |       |                    |                      |                      |                      |                      |                      |                        |                        |                        |                        |                   |        |
| Warm-air furnace.....   | 4.5   | .4                 | 1.2                  | .7                   | .3                   | .4                   | .4                   | .6                     | .2                     | .3                     | -                      | -                 | 48 945 |
| Steam or hot water system.....                                  | .6    | -                  | .2                   | -                    | -                    | .4                   | -                    | -                      | -                      | -                      | -                      | -                 | -      |
| Electric heat pump.....   | -     | -                  | -                    | -                    | -                    | -                    | -                    | -                      | -                      | -                      | -                      | -                 | -      |
| Built-in electric units.....                                    | -     | -                  | -                    | -                    | -                    | -                    | -                    | -                      | -                      | -                      | -                      | -                 | -      |
| Floor, wall, or other built-in hot air units without ducts..... | .1    | -                  | -                    | -                    | -                    | .1                   | -                    | -                      | -                      | -                      | -                      | -                 | -      |
| Room heaters with flue.....                                     | -     | -                  | -                    | -                    | -                    | -                    | -                    | -                      | -                      | -                      | -                      | -                 | -      |
| Room heaters without flue.....                                  | -     | -                  | -                    | -                    | -                    | -                    | -                    | -                      | -                      | -                      | -                      | -                 | -      |
| Portable electric heaters.....                                  | -     | -                  | -                    | -                    | -                    | -                    | -                    | -                      | -                      | -                      | -                      | -                 | -      |
| Stoves.....   | -     | -                  | -                    | -                    | -                    | -                    | -                    | -                      | -                      | -                      | -                      | -                 | -      |
| Fireplaces with inserts.....                                    | -     | -                  | -                    | -                    | -                    | -                    | -                    | -                      | -                      | -                      | -                      | -                 | -      |
| Fireplaces without inserts.....                                 | -     | -                  | -                    | -                    | -                    | -                    | -                    | -                      | -                      | -                      | -                      | -                 | -      |
| Other.....  | -     | -                  | -                    | -                    | -                    | -                    | -                    | -                      | -                      | -                      | -                      | -                 | -      |
| None.....   | -     | -                  | -                    | -                    | -                    | -                    | -                    | -                      | -                      | -                      | -                      | -                 | -      |
| <b>Source of Water</b>  |       |                    |                      |                      |                      |                      |                      |                        |                        |                        |                        |                   |        |
| Public system or private company.....                           | 4.7   | .4                 | 1.5                  | .7                   | .3                   | .7                   | .4                   | .4                     | -                      | .3                     | -                      | -                 | 46 737 |
| Well serving 1 to 5 units.....                                  | .6    | -                  | -                    | -                    | -                    | .2                   | -                    | .2                     | .2                     | -                      | -                      | -                 | -      |
| Drilled.....  | .6    | -                  | -                    | -                    | -                    | .2                   | -                    | .2                     | .2                     | -                      | -                      | -                 | -      |
| Dug.....  | -     | -                  | -                    | -                    | -                    | -                    | -                    | -                      | .2                     | -                      | -                      | -                 | -      |
| Not reported.....   | -     | -                  | -                    | -                    | -                    | -                    | -                    | -                      | -                      | -                      | -                      | -                 | -      |
| Other.....  | -     | -                  | -                    | -                    | -                    | -                    | -                    | -                      | -                      | -                      | -                      | -                 | -      |
| <b>Means of Sewage Disposal</b>                                 |       |                    |                      |                      |                      |                      |                      |                        |                        |                        |                        |                   |        |
| Public sewer.....   | 4.5   | .4                 | 1.5                  | .7                   | .3                   | .7                   | .4                   | .2                     | -                      | .3                     | -                      | -                 | 45 180 |
| Septic tank, cesspool, chemical toilet.....                     | .8    | -                  | -                    | -                    | -                    | .2                   | -                    | .4                     | .2                     | -                      | -                      | -                 | -      |
| Other.....  | -     | -                  | -                    | -                    | -                    | -                    | -                    | -                      | -                      | -                      | -                      | -                 | -      |
| <b>Main House Heating Fuel</b>                                  |       |                    |                      |                      |                      |                      |                      |                        |                        |                        |                        |                   |        |
| Housing units with heating fuel.....                            |       |                    |                      |                      |                      |                      |                      |                        |                        |                        |                        |                   |        |
| Electricity.....  | 5.3   | .4                 | 1.5                  | .7                   | .3                   | .9                   | .4                   | .6                     | .2                     | .3                     | -                      | -                 | 51 997 |
| Piped gas.....  | 4.4   | .4                 | 1.3                  | .5                   | .3                   | .3                   | .4                   | .6                     | .2                     | .3                     | -                      | -                 | 47 978 |
| Bottled gas.....  | .2    | -                  | -                    | -                    | -                    | -                    | -                    | -                      | -                      | -                      | -                      | -                 | -      |
| Fuel oil.....   | .7    | -                  | .1                   | .1                   | -                    | .4                   | -                    | -                      | -                      | -                      | -                      | -                 | -      |
| Kerosene or other liquid fuel.....                              | -     | -                  | -                    | -                    | -                    | -                    | -                    | -                      | -                      | -                      | -                      | -                 | -      |
| Coal or coke.....   | -     | -                  | -                    | -                    | -                    | -                    | -                    | -                      | -                      | -                      | -                      | -                 | -      |
| Wood.....   | -     | -                  | -                    | -                    | -                    | -                    | -                    | -                      | -                      | -                      | -                      | -                 | -      |
| Solar energy.....   | -     | -                  | -                    | -                    | -                    | -                    | -                    | -                      | -                      | -                      | -                      | -                 | -      |
| Other.....  | -     | -                  | -                    | -                    | -                    | -                    | -                    | -                      | -                      | -                      | -                      | -                 | -      |

**Table 6-22. Value by Selected Characteristics - Owner Occupied Units with Hispanic Householder—Con.**

[Numbers in thousands. ... means not applicable or sample too small. - means zero or rounds to zero.]

| Characteristics                                      | Total  | Less than \$30,000 | \$30,000 to \$39,999 | \$40,000 to \$49,999 | \$50,000 to \$59,999 | \$60,000 to \$79,999 | \$80,000 to \$99,999 | \$100,000 to \$149,999 | \$150,000 to \$199,999 | \$200,000 to \$249,999 | \$250,000 to \$299,999 | \$300,000 or more | Median |
|--|--------|--------------------|----------------------|----------------------|----------------------|----------------------|----------------------|------------------------|------------------------|------------------------|------------------------|-------------------|--------|
| <b>Cooking Fuel</b>                                  |        |                    |                      |                      |                      |                      |                      |                        |                        |                        |                        |                   |        |
| With cooking fuel .....                              | 5.3    | .4                 | 1.5                  | .7                   | .3                   | .9                   | .4                   | .6                     | .2                     | .3                     | -                      | -                 | 51 897 |
| Electricity .....                                    | 1.8    | -                  | .2                   | -                    | -                    | .6                   | -                    | .4                     | .2                     | .2                     | -                      | -                 | ...    |
| Piped gas .....                                      | 3.3    | .4                 | 1.3                  | .5                   | .3                   | .1                   | .4                   | .2                     | -                      | .1                     | -                      | -                 | ...    |
| Bottled gas .....                                    | .2     | -                  | -                    | -                    | -                    | .2                   | -                    | -                      | -                      | -                      | -                      | -                 | ...    |
| Kerosene or other liquid fuel .....                  | -      | -                  | -                    | -                    | -                    | -                    | -                    | -                      | -                      | -                      | -                      | -                 | ...    |
| Coal or coke .....                                   | -      | -                  | -                    | -                    | -                    | -                    | -                    | -                      | -                      | -                      | -                      | -                 | ...    |
| Wood .....   | -      | -                  | -                    | -                    | -                    | -                    | -                    | -                      | -                      | -                      | -                      | -                 | ...    |
| Other .....  | -      | -                  | -                    | -                    | -                    | -                    | -                    | -                      | -                      | -                      | -                      | -                 | ...    |
| <b>Persons</b>                                       |        |                    |                      |                      |                      |                      |                      |                        |                        |                        |                        |                   |        |
| 1 person .....                                       | .1     | -                  | -                    | -                    | .1                   | -                    | -                    | -                      | -                      | -                      | -                      | -                 | ...    |
| 2 persons .....                                      | 1.1    | .1                 | -                    | .4                   | -                    | .1                   | .2                   | .2                     | -                      | -                      | -                      | -                 | ...    |
| 3 persons .....                                      | 1.1    | .2                 | .4                   | -                    | -                    | .2                   | .2                   | .2                     | -                      | .2                     | -                      | -                 | ...    |
| 4 persons .....                                      | 1.4    | -                  | .3                   | -                    | -                    | .6                   | .2                   | -                      | .2                     | .1                     | -                      | -                 | ...    |
| 5 persons .....                                      | .6     | -                  | .2                   | -                    | .2                   | -                    | -                    | .2                     | -                      | -                      | -                      | -                 | ...    |
| 6 persons .....                                      | .5     | -                  | .3                   | .1                   | -                    | -                    | -                    | -                      | -                      | -                      | -                      | -                 | ...    |
| 7 persons or more .....                              | .4     | .1                 | .2                   | .1                   | -                    | -                    | -                    | -                      | -                      | -                      | -                      | -                 | ...    |
| Median .....   | 3.7    | -                  | -                    | -                    | -                    | -                    | -                    | -                      | -                      | -                      | -                      | -                 | ...    |
| <b>Household Composition by Age of Householder</b>   |        |                    |                      |                      |                      |                      |                      |                        |                        |                        |                        |                   |        |
| 2-or-more person households .....                    | 5.1    | .4                 | 1.5                  | .7                   | .2                   | .9                   | .4                   | .6                     | .2                     | .3                     | -                      | -                 | 50 132 |
| Married-couple families, no nonrelatives .....       | 4.4    | .1                 | 1.1                  | .7                   | .2                   | .8                   | .4                   | .6                     | .2                     | .3                     | -                      | -                 | 61 837 |
| Under 25 years .....                                 | -      | -                  | -                    | -                    | -                    | -                    | -                    | -                      | -                      | -                      | -                      | -                 | ...    |
| 25 to 29 years .....                                 | .3     | -                  | -                    | -                    | .2                   | -                    | -                    | -                      | -                      | -                      | .1                     | -                 | ...    |
| 30 to 34 years .....                                 | .5     | -                  | .2                   | .3                   | -                    | -                    | -                    | -                      | -                      | -                      | -                      | -                 | ...    |
| 35 to 44 years .....                                 | 2.3    | -                  | .9                   | -                    | -                    | .4                   | .2                   | .4                     | .2                     | -                      | -                      | -                 | ...    |
| 45 to 64 years .....                                 | 1.1    | .1                 | .2                   | .2                   | -                    | .4                   | .2                   | .2                     | .2                     | .2                     | -                      | -                 | ...    |
| 65 years and over .....                              | .2     | -                  | -                    | -                    | -                    | -                    | .2                   | -                      | -                      | -                      | -                      | -                 | ...    |
| Other male householder .....                         | .1     | -                  | .1                   | -                    | -                    | -                    | -                    | -                      | -                      | -                      | -                      | -                 | ...    |
| Under 45 years .....                                 | .1     | -                  | .1                   | -                    | -                    | -                    | -                    | -                      | -                      | -                      | -                      | -                 | ...    |
| 45 to 64 years .....                                 | -      | -                  | -                    | -                    | -                    | -                    | -                    | -                      | -                      | -                      | -                      | -                 | ...    |
| 65 years and over .....                              | -      | -                  | -                    | -                    | -                    | -                    | -                    | -                      | -                      | -                      | -                      | -                 | ...    |
| Other female householder .....                       | .6     | .3                 | .2                   | -                    | -                    | .1                   | -                    | -                      | -                      | -                      | -                      | -                 | ...    |
| Under 45 years .....                                 | .3     | .3                 | -                    | -                    | -                    | -                    | -                    | -                      | -                      | -                      | -                      | -                 | ...    |
| 45 to 64 years .....                                 | .2     | -                  | .2                   | -                    | -                    | -                    | -                    | -                      | -                      | -                      | -                      | -                 | ...    |
| 65 years and over .....                              | .1     | -                  | -                    | -                    | -                    | .1                   | -                    | -                      | -                      | -                      | -                      | -                 | ...    |
| 1-person households .....                            | .1     | -                  | -                    | -                    | .1                   | -                    | -                    | -                      | -                      | -                      | -                      | -                 | ...    |
| Male householder .....                               | -      | -                  | -                    | -                    | -                    | -                    | -                    | -                      | -                      | -                      | -                      | -                 | ...    |
| Under 45 years .....                                 | -      | -                  | -                    | -                    | -                    | -                    | -                    | -                      | -                      | -                      | -                      | -                 | ...    |
| 45 to 64 years .....                                 | -      | -                  | -                    | -                    | -                    | -                    | -                    | -                      | -                      | -                      | -                      | -                 | ...    |
| 65 years and over .....                              | -      | -                  | -                    | -                    | -                    | -                    | -                    | -                      | -                      | -                      | -                      | -                 | ...    |
| Female householder .....                             | .1     | -                  | -                    | -                    | .1                   | -                    | -                    | -                      | -                      | -                      | -                      | -                 | ...    |
| Under 45 years .....                                 | -      | -                  | -                    | -                    | -                    | -                    | -                    | -                      | -                      | -                      | -                      | -                 | ...    |
| 45 to 64 years .....                                 | .1     | -                  | -                    | -                    | .1                   | -                    | -                    | -                      | -                      | -                      | -                      | -                 | ...    |
| 65 years and over .....                              | -      | -                  | -                    | -                    | -                    | -                    | -                    | -                      | -                      | -                      | -                      | -                 | ...    |
| <b>Own Never Married Children Under 18 Years Old</b> |        |                    |                      |                      |                      |                      |                      |                        |                        |                        |                        |                   |        |
| No own children under 18 years .....                 | 1.8    | -                  | .3                   | .4                   | .1                   | .3                   | .2                   | .2                     | -                      | .2                     | -                      | -                 | ...    |
| With own children under 18 years .....               | 3.5    | .4                 | 1.1                  | .3                   | .2                   | .6                   | .2                   | .4                     | .2                     | .1                     | -                      | -                 | ...    |
| Under 6 years only .....                             | .4     | .1                 | .2                   | -                    | -                    | -                    | -                    | -                      | -                      | .1                     | -                      | -                 | ...    |
| 1 .....  | .3     | .1                 | .2                   | -                    | -                    | -                    | -                    | -                      | -                      | -                      | -                      | -                 | ...    |
| 2 .....  | .1     | -                  | -                    | -                    | -                    | -                    | -                    | -                      | -                      | .1                     | -                      | -                 | ...    |
| 3 or more .....                                      | -      | -                  | -                    | -                    | -                    | -                    | -                    | -                      | -                      | -                      | -                      | -                 | ...    |
| 6 to 17 years only .....                             | 2.1    | .3                 | .4                   | -                    | .2                   | .4                   | .2                   | .4                     | .2                     | -                      | -                      | -                 | ...    |
| 1 .....  | .6     | .2                 | .2                   | -                    | .2                   | .2                   | .2                   | .2                     | .2                     | -                      | -                      | -                 | ...    |
| 2 .....  | .8     | .2                 | -                    | -                    | -                    | .2                   | .2                   | .2                     | .2                     | -                      | -                      | -                 | ...    |
| 3 or more .....                                      | .7     | .1                 | .2                   | -                    | .2                   | .2                   | .2                   | .2                     | .2                     | -                      | -                      | -                 | ...    |
| Both age groups .....                                | 1.0    | -                  | .5                   | .3                   | -                    | .2                   | .2                   | -                      | -                      | -                      | -                      | -                 | ...    |
| 2 .....  | .3     | -                  | .1                   | .1                   | -                    | .2                   | -                    | -                      | -                      | -                      | -                      | -                 | ...    |
| 3 or more .....                                      | .7     | -                  | .5                   | .1                   | -                    | -                    | -                    | -                      | -                      | -                      | -                      | -                 | ...    |
| <b>Income of Families and Primary Individuals</b>    |        |                    |                      |                      |                      |                      |                      |                        |                        |                        |                        |                   |        |
| Less than \$5,000 .....                              | -      | -                  | -                    | -                    | -                    | -                    | -                    | -                      | -                      | -                      | -                      | -                 | ...    |
| \$5,000 to \$9,999 .....                             | .2     | -                  | -                    | .2                   | -                    | -                    | -                    | -                      | -                      | -                      | -                      | -                 | ...    |
| \$10,000 to \$14,999 .....                           | .4     | .3                 | -                    | -                    | .1                   | -                    | -                    | -                      | -                      | -                      | -                      | -                 | ...    |
| \$15,000 to \$19,999 .....                           | -      | -                  | -                    | -                    | -                    | -                    | -                    | -                      | -                      | -                      | -                      | -                 | ...    |
| \$20,000 to \$24,999 .....                           | .4     | -                  | .2                   | .2                   | -                    | -                    | -                    | -                      | -                      | -                      | -                      | -                 | ...    |
| \$25,000 to \$29,999 .....                           | .4     | -                  | -                    | -                    | -                    | .2                   | -                    | .2                     | -                      | -                      | -                      | -                 | ...    |
| \$30,000 to \$34,999 .....                           | .6     | -                  | .4                   | -                    | -                    | .2                   | -                    | .2                     | -                      | -                      | -                      | -                 | ...    |
| \$35,000 to \$39,999 .....                           | 1.0    | .1                 | .5                   | -                    | -                    | .2                   | .2                   | .2                     | -                      | -                      | -                      | -                 | ...    |
| \$40,000 to \$49,999 .....                           | .8     | -                  | .2                   | .1                   | .2                   | .2                   | .2                   | -                      | .1                     | -                      | -                      | -                 | ...    |
| \$50,000 to \$59,999 .....                           | .9     | -                  | .1                   | .1                   | -                    | -                    | .2                   | .4                     | .2                     | -                      | -                      | -                 | ...    |
| \$60,000 to \$79,999 .....                           | .4     | -                  | .1                   | -                    | -                    | .1                   | -                    | -                      | .2                     | .2                     | -                      | -                 | ...    |
| \$80,000 to \$99,999 .....                           | -      | -                  | -                    | -                    | -                    | -                    | -                    | -                      | -                      | -                      | -                      | -                 | ...    |
| \$100,000 to \$119,999 .....                         | -      | -                  | -                    | -                    | -                    | -                    | -                    | -                      | -                      | -                      | -                      | -                 | ...    |
| \$120,000 or more .....                              | -      | -                  | -                    | -                    | -                    | -                    | -                    | -                      | -                      | -                      | -                      | -                 | ...    |
| Median .....   | 37 778 | -                  | -                    | -                    | -                    | -                    | -                    | -                      | -                      | -                      | -                      | -                 | ...    |
| <b>Monthly Housing Costs</b>                         |        |                    |                      |                      |                      |                      |                      |                        |                        |                        |                        |                   |        |
| Less than \$100 .....                                | -      | -                  | -                    | -                    | -                    | -                    | -                    | -                      | -                      | -                      | -                      | -                 | ...    |
| \$100 to \$199 .....                                 | .5     | .3                 | .2                   | -                    | -                    | -                    | -                    | -                      | -                      | -                      | -                      | -                 | ...    |
| \$200 to \$249 .....                                 | .5     | -                  | -                    | .4                   | -                    | .1                   | -                    | -                      | -                      | -                      | -                      | -                 | ...    |
| \$250 to \$299 .....                                 | .1     | -                  | -                    | -                    | .1                   | -                    | -                    | -                      | -                      | -                      | -                      | -                 | ...    |
| \$300 to \$349 .....                                 | .1     | .1                 | -                    | -                    | -                    | -                    | -                    | -                      | -                      | -                      | -                      | -                 | ...    |
| \$350 to \$399 .....                                 | .2     | -                  | -                    | -                    | -                    | -                    | .2                   | -                      | -                      | -                      | -                      | -                 | ...    |
| \$400 to \$449 .....                                 | .6     | -                  | .6                   | -                    | -                    | -                    | -                    | -                      | -                      | -                      | -                      | -                 | ...    |
| \$450 to \$499 .....                                 | .3     | -                  | -                    | .3                   | -                    | -                    | -                    | -                      | -                      | -                      | -                      | -                 | ...    |
| \$500 to \$599 .....                                 | .3     | -                  | -                    | -                    | -                    | .2                   | -                    | -                      | .1                     | -                      | -                      | -                 | ...    |
| \$600 to \$699 .....                                 | .7     | -                  | .3                   | -                    | -                    | .4                   | -                    | -                      | -                      | -                      | -                      | -                 | ...    |
| \$700 to \$799 .....                                 | .3     | -                  | .1                   | -                    | .2                   | -                    | -                    | -                      | -                      | .2                     | -                      | -                 | ...    |
| \$800 to \$999 .....                                 | .4     | -                  | -                    | -                    | -                    | .2                   | -                    | .2                     | -                      | .2                     | -                      | -                 | ...    |
| \$1,000 to \$1,249 .....                             | .4     | -                  | .2                   | -                    | -                    | -                    | -                    | .2                     | -                      | -                      | -                      | -                 | ...    |
| \$1,250 to \$1,499 .....                             | -      | -                  | -                    | -                    | -                    | -                    | -                    | -                      | -                      | -                      | -                      | -                 | ...    |
| \$1,500 or more .....                                | -      | -                  | -                    | -                    | -                    | -                    | -                    | -                      | -                      | -                      | -                      | -                 | ...    |
| No cash rent .....                                   | -      | -                  | -                    | -                    | -                    | -                    | -                    | -                      | -                      | -                      | -                      | -                 | ...    |
| Mortgage payment not reported .....                  | .8     | -                  | -                    | -                    | -                    | -                    | .2                   | .4                     | .2                     | -                      | -                      | -                 | ...    |
| Median (excludes no cash rent) .....                 | 480    | -                  | -                    | -                    | -                    | -                    | -                    | -                      | -                      | -                      | -                      | -                 | ...    |

**Table 6-22. Value by Selected Characteristics - Owner Occupied Units with Hispanic Householder—Con.**

[Numbers in thousands. ... means not applicable or sample too small. - means zero or rounds to zero.]

| Characteristics  | Total  | Less than \$30,000 | \$30,000 to \$39,999 | \$40,000 to \$49,999 | \$50,000 to \$59,999 | \$60,000 to \$79,999 | \$80,000 to \$99,999 | \$100,000 to \$149,999 | \$150,000 to \$199,999 | \$200,000 to \$249,999 | \$250,000 to \$299,999 | \$300,000 or more | Median |
|--|--------|--------------------|----------------------|----------------------|----------------------|----------------------|----------------------|------------------------|------------------------|------------------------|------------------------|-------------------|--------|
| <b>Median Monthly Housing Costs For Owners</b>                             |        |                    |                      |                      |                      |                      |                      |                        |                        |                        |                        |                   |        |
| Monthly costs including all mortgages plus maintenance costs               | 547    | --                 | --                   | --                   | --                   | --                   | --                   | --                     | --                     | --                     | --                     | --                | --     |
| Monthly costs excluding 2nd and subsequent mortgages and maintenance costs | 467    | --                 | --                   | --                   | --                   | --                   | --                   | --                     | --                     | --                     | --                     | --                | --     |
| <b>Monthly Housing Costs as Percent of Income</b>                          |        |                    |                      |                      |                      |                      |                      |                        |                        |                        |                        |                   |        |
| Less than 5 percent  | --     | --                 | --                   | --                   | --                   | --                   | --                   | --                     | --                     | --                     | --                     | --                | --     |
| 5 to 9 percent   | .5     | --                 | --                   | --                   | --                   | .1                   | .2                   | --                     | --                     | --                     | --                     | --                | --     |
| 10 to 14 percent   | 1.0    | .2                 | .3                   | .5                   | --                   | --                   | --                   | --                     | --                     | --                     | --                     | --                | --     |
| 15 to 19 percent   | .9     | .2                 | .2                   | --                   | --                   | .2                   | .4                   | --                     | --                     | .3                     | --                     | --                | --     |
| 20 to 24 percent   | 1.1    | --                 | .3                   | --                   | .2                   | .4                   | --                   | .2                     | --                     | --                     | --                     | --                | --     |
| 25 to 29 percent   | .4     | --                 | .2                   | .2                   | --                   | --                   | --                   | --                     | --                     | --                     | --                     | --                | --     |
| 30 to 34 percent   | .1     | --                 | --                   | --                   | .1                   | --                   | --                   | --                     | --                     | --                     | --                     | --                | --     |
| 35 to 39 percent   | .2     | --                 | --                   | --                   | --                   | .2                   | --                   | --                     | --                     | --                     | --                     | --                | --     |
| 40 to 49 percent   | .2     | --                 | .2                   | --                   | --                   | --                   | --                   | --                     | --                     | --                     | --                     | --                | --     |
| 50 to 59 percent   | --     | --                 | --                   | --                   | --                   | --                   | --                   | --                     | --                     | --                     | --                     | --                | --     |
| 60 to 69 percent   | --     | --                 | --                   | --                   | --                   | --                   | --                   | --                     | --                     | --                     | --                     | --                | --     |
| 70 to 99 percent   | --     | --                 | --                   | --                   | --                   | --                   | --                   | --                     | --                     | --                     | --                     | --                | --     |
| 100 or more percent <sup>1</sup>   | --     | --                 | --                   | --                   | --                   | --                   | --                   | --                     | --                     | --                     | --                     | --                | --     |
| Zero or negative income  | --     | --                 | --                   | --                   | --                   | --                   | --                   | --                     | --                     | --                     | --                     | --                | --     |
| No cash rent   | --     | --                 | --                   | --                   | --                   | --                   | --                   | --                     | --                     | --                     | --                     | --                | --     |
| Mortgage payment not reported  | .8     | --                 | --                   | --                   | --                   | --                   | .2                   | .4                     | .2                     | --                     | --                     | --                | --     |
| Median (excludes 3 previous lines)   | 19     | --                 | --                   | --                   | --                   | --                   | .2                   | .4                     | .2                     | --                     | --                     | --                | --     |
| <b>Monthly Payment for Principal and Interest</b>                          |        |                    |                      |                      |                      |                      |                      |                        |                        |                        |                        |                   |        |
| Less than \$100  | .1     | .1                 | --                   | --                   | --                   | --                   | --                   | --                     | --                     | --                     | --                     | --                | --     |
| \$100 to \$199   | .2     | --                 | .2                   | --                   | --                   | --                   | --                   | --                     | --                     | --                     | --                     | --                | --     |
| \$200 to \$249   | .4     | --                 | .4                   | --                   | --                   | --                   | --                   | --                     | --                     | --                     | --                     | --                | --     |
| \$250 to \$299   | .5     | --                 | .3                   | .3                   | --                   | --                   | --                   | --                     | --                     | --                     | --                     | --                | --     |
| \$300 to \$349   | .8     | --                 | .3                   | .3                   | --                   | --                   | --                   | --                     | --                     | --                     | --                     | --                | --     |
| \$350 to \$399   | .2     | --                 | --                   | --                   | --                   | .2                   | .2                   | --                     | --                     | .1                     | --                     | --                | --     |
| \$400 to \$449   | .2     | --                 | --                   | --                   | --                   | --                   | --                   | --                     | --                     | --                     | --                     | --                | --     |
| \$450 to \$499   | .2     | --                 | --                   | --                   | --                   | --                   | --                   | --                     | --                     | --                     | --                     | --                | --     |
| \$500 to \$599   | .3     | --                 | .1                   | --                   | .2                   | --                   | --                   | --                     | --                     | --                     | --                     | --                | --     |
| \$600 to \$699   | .2     | --                 | --                   | --                   | --                   | --                   | --                   | --                     | --                     | .2                     | --                     | --                | --     |
| \$700 to \$799   | .2     | --                 | --                   | --                   | --                   | --                   | --                   | .2                     | --                     | --                     | --                     | --                | --     |
| \$800 to \$999   | --     | --                 | --                   | --                   | --                   | --                   | --                   | --                     | --                     | --                     | --                     | --                | --     |
| \$1,000 to \$1,249   | --     | --                 | --                   | --                   | --                   | --                   | --                   | --                     | --                     | --                     | --                     | --                | --     |
| \$1,250 to \$1,499   | --     | --                 | --                   | --                   | --                   | --                   | --                   | --                     | --                     | --                     | --                     | --                | --     |
| \$1,500 or more  | --     | --                 | --                   | --                   | --                   | --                   | --                   | --                     | --                     | --                     | --                     | --                | --     |
| Not reported   | .8     | --                 | --                   | --                   | --                   | --                   | .2                   | .4                     | .2                     | --                     | --                     | --                | --     |
| Median   | --     | --                 | --                   | --                   | --                   | --                   | .2                   | .4                     | .2                     | --                     | --                     | --                | --     |
| <b>Average Monthly Cost Paid for Real Estate Taxes</b>                     |        |                    |                      |                      |                      |                      |                      |                        |                        |                        |                        |                   |        |
| Less than \$25   | --     | --                 | --                   | --                   | --                   | --                   | --                   | --                     | --                     | --                     | --                     | --                | --     |
| \$25 to \$49   | .1     | .1                 | --                   | --                   | --                   | --                   | --                   | --                     | --                     | --                     | --                     | --                | --     |
| \$50 to \$74   | .2     | .2                 | --                   | --                   | --                   | --                   | --                   | --                     | --                     | --                     | --                     | --                | --     |
| \$75 to \$99   | 1.7    | .2                 | .8                   | .1                   | --                   | .3                   | --                   | --                     | --                     | --                     | --                     | --                | --     |
| \$100 to \$149   | 1.7    | .2                 | .7                   | .2                   | .2                   | .4                   | --                   | --                     | --                     | .1                     | --                     | --                | --     |
| \$150 to \$199   | .7     | --                 | --                   | --                   | .1                   | .2                   | .2                   | .2                     | --                     | --                     | --                     | --                | --     |
| \$200 or more  | .8     | --                 | --                   | --                   | --                   | --                   | .2                   | .2                     | --                     | --                     | --                     | --                | --     |
| Median   | 117    | --                 | --                   | --                   | --                   | --                   | .2                   | .2                     | .2                     | --                     | --                     | --                | --     |
| <b>Purchase Price</b>  |        |                    |                      |                      |                      |                      |                      |                        |                        |                        |                        |                   |        |
| Home purchased or built  | 5.1    | .3                 | 1.5                  | .7                   | .3                   | .9                   | .4                   | .6                     | .2                     | .3                     | --                     | --                | 54 091 |
| Less than \$10,000   | .4     | --                 | .2                   | .2                   | --                   | --                   | --                   | --                     | --                     | --                     | --                     | --                | --     |
| \$10,000 to \$19,999   | .4     | .1                 | --                   | --                   | --                   | .3                   | --                   | --                     | --                     | --                     | --                     | --                | --     |
| \$20,000 to \$29,999   | 1.3    | --                 | .6                   | .5                   | --                   | --                   | --                   | --                     | .2                     | --                     | --                     | --                | --     |
| \$30,000 to \$39,999   | 1.0    | --                 | .5                   | --                   | --                   | .4                   | --                   | --                     | --                     | .1                     | --                     | --                | --     |
| \$40,000 to \$49,999   | .3     | --                 | .1                   | --                   | .2                   | --                   | --                   | --                     | --                     | --                     | --                     | --                | --     |
| \$50,000 to \$59,999   | .1     | --                 | --                   | --                   | .1                   | --                   | --                   | --                     | --                     | --                     | --                     | --                | --     |
| \$60,000 to \$69,999   | .4     | --                 | --                   | --                   | --                   | --                   | .4                   | --                     | --                     | --                     | --                     | --                | --     |
| \$70,000 to \$79,999   | --     | --                 | --                   | --                   | --                   | --                   | --                   | --                     | --                     | --                     | --                     | --                | --     |
| \$80,000 to \$99,999   | .4     | --                 | --                   | --                   | --                   | --                   | --                   | .4                     | --                     | --                     | --                     | --                | --     |
| \$100,000 to \$119,999   | --     | --                 | --                   | --                   | --                   | --                   | --                   | --                     | --                     | --                     | --                     | --                | --     |
| \$120,000 to \$149,999   | --     | --                 | --                   | --                   | --                   | --                   | --                   | --                     | --                     | --                     | --                     | --                | --     |
| \$150,000 to \$199,999   | .2     | --                 | --                   | --                   | --                   | --                   | --                   | --                     | --                     | .2                     | --                     | --                | --     |
| \$200,000 to \$249,999   | --     | --                 | --                   | --                   | --                   | --                   | --                   | --                     | --                     | --                     | --                     | --                | --     |
| \$250,000 to \$299,999   | --     | --                 | --                   | --                   | --                   | --                   | --                   | --                     | --                     | --                     | --                     | --                | --     |
| \$300,000 or more  | --     | --                 | --                   | --                   | --                   | --                   | --                   | --                     | --                     | --                     | --                     | --                | --     |
| Not reported   | .6     | .2                 | --                   | --                   | --                   | .2                   | --                   | .2                     | --                     | --                     | --                     | --                | --     |
| Median   | 31 292 | --                 | --                   | --                   | --                   | --                   | --                   | --                     | --                     | --                     | --                     | --                | --     |
| Received as inheritance or gift  | --     | --                 | --                   | --                   | --                   | --                   | --                   | --                     | --                     | --                     | --                     | --                | --     |
| Not reported   | .1     | .1                 | --                   | --                   | --                   | --                   | --                   | --                     | --                     | --                     | --                     | --                | --     |

<sup>1</sup>For mobile home, oldest category is 1939 or earlier.

<sup>2</sup>May reflect a temporary situation, living off savings, or response error.



## Appendix A.

### Area Classifications, Definitions and Explanations of Subject Characteristics, and Facsimile of the American Housing Survey Questionnaire: 1988

|   |       |  |        |  |        |
|---|-------|--|--------|--|--------|
| AREA CLASSIFICATIONS .....  | App-2 | Rental vacancy rate.....                                     | App-7  | Fuels.....   | App-12 |
| Metropolitan statistical areas .....  | App-2 | Suitability for year-round use .....                         | App-7  | Electric fuses and circuit breakers .....                | App-12 |
| Primary metropolitan statistical areas.....   | App-2 | Housing Units Occupied by                                    |        | Equipment.....   | App-12 |
| Consolidated metropolitan statistical area.....                                       | App-2 | Recent Movers.....   | App-7  | Complete kitchen facilities.....                         | App-12 |
| Central cities.....   | App-2 | Recent movers.....   | App-7  | Kitchen sink.....  | App-13 |
| Central counties.....   | App-3 | Present and previous units.....                              | App-7  | Refrigerator.....  | App-13 |
| Outlying counties.....  | App-3 | Location of previous unit.....                               | App-7  | Burners and oven.....                                    | App-13 |
| Selected subareas.....  | App-3 | Tenure of previous unit.....                                 | App-7  | Dishwasher.....  | App-13 |
| Selected geographic areas.....  | App-3 | Structure type of previous residence .....                   | App-7  | Washing machine.....                                     | App-13 |
| Standard metropolitan statistical areas.....  | App-3 | Persons—previous residence.....                              | App-7  | Clothes dryer.....                                       | App-13 |
|   |       | Previous home owned or rented by someone who moved here..... | App-7  | Disposal in sink.....                                    | App-13 |
| DEFINITIONS AND EXPLANATIONS OF SUBJECT CHARACTERISTICS.....                          | App-3 | Change in housing costs .....                                | App-8  | Air conditioning.....                                    | App-13 |
| General.....  | App-3 | Reasons for leaving previous unit.....                       | App-8  | Housing and Neighborhood Quality.....                    | App-13 |
| Comparability with the 1974 through 1983 Annual Housing Survey data.....              | App-3 | Choice of present neighborhood and neighborhood search.....  | App-8  | Selected amenities.....                                  | App-13 |
| Comparability with 1980 Census of Housing data.....                                   | App-3 | Choice of present home and home search .....                 | App-8  | Porch, deck, balcony, or patio.....                      | App-13 |
| Comparability with 1980 Census of Population data.....                                | App-4 | Recent mover comparison to previous home.....                | App-8  | Telephone available.....                                 | App-13 |
| Comparability with Current Construction Reports from the Surveys of Construction..... | App-4 | Recent mover comparison to previous neighborhood.....        | App-8  | Usable fireplace.....                                    | App-13 |
| Comparability with other Bureau of the Census data.....                               | App-4 | Utilization Characteristics.....                             | App-9  | Separate dining room.....                                | App-13 |
| Comparability with housing vacancy surveys.....                                       | App-4 | Persons.....   | App-9  | Living rooms, recreation rooms, etc.....                 | App-13 |
| Living Quarters.....  | App-4 | Rooms.....   | App-9  | Garage or carport.....                                   | App-13 |
| Housing units.....  | App-4 | Persons per room.....  | App-9  | Selected deficiencies.....                               | App-13 |
| Group quarters.....   | App-5 | Bedrooms.....  | App-9  | Signs of rats.....                                       | App-13 |
| Hotels, motels, rooming houses, etc.....  | App-5 | Square footage of unit.....                                  | App-9  | Holes in floors.....                                     | App-13 |
| Institutions.....   | App-5 | Square feet per person.....                                  | App-9  | Open cracks or holes (interior).....                     | App-13 |
| Year-round housing units.....   | App-5 | Lot size.....  | App-9  | Broken plaster or peeling paint (interior).....          | App-13 |
| Seasonal units.....   | App-5 | Structural Characteristics.....                              | App-9  | Electric wiring.....                                     | App-14 |
| Population in housing units.....  | App-5 | New construction.....  | App-9  | Electric wall outlets.....                               | App-14 |
| Occupied housing units.....   | App-5 | Year structure built.....                                    | App-9  | Cars and trucks available.....                           | App-14 |
| Race.....   | App-5 | Units in structure.....                                      | App-9  | Severe physical problems.....                            | App-14 |
| Hispanic.....   | App-5 | Foundation.....  | App-10 | Moderate physical problems.....                          | App-14 |
| Tenure.....   | App-5 | Site placement.....  | App-10 | Overall opinion of structure.....                        | App-14 |
| Cooperatives and condominiums .....   | App-6 | Stories in structure.....                                    | App-10 | Overall opinion of neighborhood.....                     | App-14 |
| Year householder moved into unit .....  | App-6 | Stories between main and apartment entrances.....            | App-10 | Neighborhood conditions.....                             | App-14 |
| Owner or manager on property .....  | App-6 | Elevator on floor.....                                       | App-10 | Description of area within 300 feet.....                 | App-15 |
| Vacant housing units.....   | App-6 | Common stairways.....  | App-10 | Age of other residential buildings within 300 feet.....  | App-15 |
| Vacancy status.....   | App-6 | Light fixtures in public halls.....                          | App-10 | Mobile homes in group.....                               | App-15 |
| For sale only.....  | App-6 | Water leakage during last 12 months.....                     | App-10 | Other buildings vandalized or with interior exposed..... | App-15 |
| For rent.....   | App-6 | External building conditions.....                            | App-10 | Bars on windows of buildings.....                        | App-15 |
| Rented or sold, not occupied.....   | App-6 | Roof.....  | App-10 | Condition of streets.....                                | App-15 |
| Held for occasional use.....  | App-6 | Walls.....   | App-10 | Trash, litter, or junk on streets or any properties..... | App-15 |
| Temporarily occupied by persons with usual residence elsewhere (URE).....             | App-6 | Windows.....   | App-10 | Financial Characteristics.....                           | App-15 |
| Held for other reasons.....   | App-6 | Foundations.....   | App-11 | Value.....   | App-15 |
| Time Sharing.....   | App-6 | Plumbing Characteristics.....                                | App-11 | Income.....  | App-15 |
| Duration of vacancy.....  | App-7 | Plumbing facilities.....                                     | App-11 | Value-income ratio.....                                  | App-16 |
| Previous occupancy.....   | App-7 | Complete bathrooms.....                                      | App-11 | Amount of savings and investments.....                   | App-16 |
| Last used as a permanent residence.....   | App-7 | Source of water and water supply stoppage.....               | App-11 | Food stamps.....   | App-17 |
|   |       | Sewage disposal and sewage disposal breakdowns.....          | App-11 | Poverty status.....                                      | App-17 |
|   |       | Flush toilet and flush toilet breakdowns.....                | App-11 | Year unit acquired.....                                  | App-17 |
|   |       | Equipment and Fuels.....                                     | App-12 | First-time owners.....                                   | App-17 |
|   |       | Heating equipment and heating equipment breakdowns.....      | App-12 | Purchase price.....                                      | App-17 |
|   |       |  |        | Major source of down payment.....                        | App-17 |
|   |       |  |        | Mortgages currently on property.....                     | App-18 |

|                                    |        |                                    |        |                                  |        |
|------------------------------------|--------|------------------------------------|--------|----------------------------------|--------|
| Primary mortgage.....              | App-18 | Condominium and co-                |        | Other relative of house-         |        |
| Type of primary mortgage .....     | App-18 | operative fee.....                 | App-20 | holder.....                      | App-22 |
| Lower cost State and               |        | Other housing costs per            |        | Nonrelative .....                | App-22 |
| local mortgages.....               | App-18 | month.....                         | App-20 | Years of school completed        |        |
| Mortgage origination.....          | App-18 | Rent reductions.....               | App-20 | by householder.....              | App-22 |
| Payment plans of primary           |        | Other activities on property ..... | App-21 | Single children under 18         |        |
| and secondary mortgages .....      | App-18 | Repairs, improvements,             |        | years old.....                   | App-23 |
| Lenders of primary and             |        | alterations in last 2 years .....  | App-21 | Adults and single children under |        |
| secondary mortgages .....          | App-19 | Repairs.....                       | App-21 | 18 years old.....                | App-23 |
| Items included in primary          |        | Roofs.....                         | App-21 | Persons other than spouse or     |        |
| mortgage payment.....              | App-19 | Additions.....                     | App-21 | children.....                    | App-23 |
| Year primary mortgage              |        | Kitchens.....                      | App-21 | Single adult offspring           |        |
| originated.....                    | App-19 | Bathrooms.....                     | App-21 | 18 to 29.....                    | App-23 |
| Term of primary mortgage           |        | Siding.....                        | App-21 | Single adult offspring           |        |
| at origination or assumption ..... | App-19 | Storm doors/windows.....           | App-21 | 30 years of age or over.....     | App-23 |
| Remaining years mortgaged .....    | App-19 | Major equipment.....               | App-21 | Households with three            |        |
| Current interest rate .....        | App-19 | Insulation.....                    | App-21 | generations.....                 | App-23 |
| Total outstanding principal        |        | Other major work.....              | App-21 | Households with one sub-         |        |
| amount.....                        | App-19 | Government subsidy for             |        | family.....                      | App-23 |
| Current total loan as              |        | repairs.....                       | App-21 | Households with other            |        |
| percent of value.....              | App-19 | Household Characteristics.....     | App-22 | types of relatives.....          | App-23 |
| Monthly housing costs .....        | App-19 | Household.....                     | App-22 | Co-owners or co-renters .....    | App-23 |
| Monthly housing costs as           |        | Householder.....                   | App-22 | Lodgers.....                     | App-23 |
| percent of income.....             | App-19 | Household composition by           |        | Unrelated children under         |        |
| Median monthly housing             |        | age of householder.....            | App-22 | 18 years old.....                | App-23 |
| costs for owners.....              | App-19 | Married-couple families,           |        | Other non-relatives.....         | App-23 |
| Rent paid by lodgers.....          | App-19 | no nonrelatives.....               | App-22 | One or more secondary            |        |
| Property insurance.....            | App-20 | Other male householder .....       | App-22 | families.....                    | App-23 |
| Cost and ownership sharing.....    | App-20 | Other female house-                |        | Households, none re-             |        |
| Monthly payment for                |        | holder.....                        | App-22 | lated to each other.....         | App-23 |
| principal and interest.....        | App-20 | Family or primary individual.....  | App-22 | Household moves and              |        |
| Real estate taxes.....             | App-20 | Subfamily.....                     | App-22 | formation.....                   | App-23 |
| Annual taxes paid                  |        | Age of householder.....            | App-22 | FACSIMILE OF THE AMERICAN        |        |
| per \$1,000 value.....             | App-20 | Elderly.....                       | App-22 | HOUSING SURVEY QUES-             |        |
| Routine maintenance in             |        | Own never-married children         |        | TIONNAIRE: 1988.....             | App-24 |
| last year.....                     | App-20 | under 18 years old.....            | App-22 | FACSIMILE OF THE AMERICAN        |        |
|                                    |        |                                    |        | HOUSING SURVEY                   |        |
|                                    |        |                                    |        | CONTROL CARD: 1988.....          | App-48 |

## AREA CLASSIFICATIONS

The 11 metropolitan areas selected for the 1988 American Housing Survey included metropolitan statistical areas (MSA's), primary metropolitan statistical areas (PMSA's), and consolidated metropolitan statistical areas (CMSA's). Of the 11 metropolitan areas selected for 1988, four had the same geographic boundaries as the standard metropolitan statistical areas (SMSA's) used in earlier Annual Housing Survey reports. These include the Buffalo, NY CMSA; Cleveland, OH PMSA; Indianapolis, IN MSA; and the Milwaukee, WI PMSA.

**Metropolitan statistical areas.** Metropolitan statistical areas (MSA's) used in the American Housing Survey are issued by the Office of Management and Budget. By current standards, as published in the Federal Register on January 3, 1980, an area qualifies for recognition as an MSA in one of two ways: if there is a city of at least 50,000 population, or a Census Bureau-defined urbanized area of at least 50,000 with a total metropolitan population of at least 100,000 (75,000 in New England). Except in the New England States, an MSA is defined in terms of entire counties. In New England, MSA's are composed of cities and towns. In addition to the county containing the main city, additional counties are included in an MSA if they are

socially and economically integrated with the central county. An MSA may contain more than one city of 50,000 population and may cross State lines.

**Primary metropolitan statistical areas.** Within the metropolitan statistical areas classified as Level A (population size of 1,000,000 or more), some areas may qualify for separate recognition as primary metropolitan statistical areas. A primary metropolitan statistical area (PMSA) is a large urbanized county, or cluster of counties, that demonstrates very strong internal economic and social links, in addition to close ties to the other portions of the Level A metropolitan statistical area.

**Consolidated metropolitan statistical area.** Consolidated metropolitan statistical area (CMSA) is a Level A metropolitan statistical area with at least two primary metropolitan statistical areas defined.

**Central cities.** Every metropolitan statistical area has at least one central city, which is usually its largest city. Smaller cities are also identified as central cities if they have at least 25,000 population and meet the following two commuting requirements. First, the city must have at least 75 jobs for each 100 residents who are employed. Second, no more than 60 percent of the city's resident workers may

commute to jobs outside the city limits. In addition, any city with at least 250,000 population or at least 100,000 persons working within its corporate limits qualifies as a central city even if it fails to meet the above two commuting requirements. Finally in certain smaller metropolitan statistical areas, there are places with between 15,000 and 25,000 population that also qualify as central cities, because they are at least one-third the size of the metropolitan statistical area's largest city and meet the two commuting requirements.

**Central counties.** Every MSA has one or more central counties. These are counties in which at least half the population lives in the Census Bureau urbanized area.

**Outlying counties.** Qualification as an outlying county requires a significant level of commuting from the outlying county to the central county(ies) and a specified degree of "metropolitan character."

**Selected subareas.** Data for three of the largest central cities and/or central counties in each metropolitan area are shown in chapters 2 through 6 under the boxhead columns selected subareas. For a list of the selected subareas in each metropolitan area, see the inside back cover of this report.

**Selected geographic areas.** Data for each county and independent city (in certain states) for which it was estimated that 100 or more interviews occurred are shown in the stub item "selected geographic areas" in table 1 of chapter 2.

**Standard metropolitan statistical areas.** The definitions of standard metropolitan statistical areas (SMSA's) used in the Annual Housing Survey prior to 1984 corresponded to the 243 SMSA's used in the 1970 census. Except in the New England States, an SMSA is a county or group of contiguous counties which contains at least one city of 50,000 inhabitants or more, or "twin cities" with a combined population of at least 50,000. In addition to the county or counties containing such a city or cities, contiguous counties are included in an SMSA if, according to certain criteria, they are socially and economically integrated with the central city. In the New England States, SMSA's consist of towns and cities instead of counties. Each SMSA must include at least one central city, and the complete title of an SMSA identifies the central city or cities.

## DEFINITIONS AND EXPLANATIONS OF SUBJECT CHARACTERISTICS

### General

As stated in the introduction, the American Housing Survey was conducted by personal interview. The survey interviewers were instructed to read the questions directly

from the questionnaire. The definitions and explanations given for each subject are, to a considerable extent, drawn from various technical and procedural materials used in the collection of the data. These materials helped the field interviewers to understand more fully the intent of each question and thus to resolve problems or unusual cases. Additional explanatory information has been added to this portion of the text to assist the user in understanding the statistics.

**Comparability with the 1974 through 1983 Annual Housing Survey data.** Most of the concepts and definitions used in the 1974 through 1983 Annual Housing Survey are essentially the same for items that also appear in the redesigned American Housing Survey.

There are one major and two minor differences in the housing unit definition. The major difference is that since 1984, the American Housing Survey includes vacant mobile homes as housing units. The 1974 through 1983 Annual Housing Surveys excluded these units. A minor difference in the definition is the 1974 through 1983 requirement that a housing unit must have either direct access from the outside or through a common hallway, or complete kitchen facilities for the exclusive use of the occupants. Since the 1984 American Housing Survey, the complete kitchen facilities alternative was dropped with direct access required of all units. A second minor difference is in the definition of group quarters. In the 1974 through 1983 Annual Housing Survey, a household containing 5 or more persons unrelated to the householder was considered to be group quarters. Since the 1984 American Housing Survey, the cutoff was changed to 9 or more persons unrelated to the householder. Differences which relate to specific subject areas are discussed under the subjects in this appendix.

Some differences in the data may exist for subjects covered in both the 1974 through 1983 AHS and the redesigned AHS as a result of the redesign of the questionnaires used. For a detailed discussion of those characteristics which show significant differences between 1974 through 1983 AHS and the redesigned AHS see the "qualifications of the data section" in the introduction.

**Comparability with 1980 Census of Housing data.** The concepts and definitions are essentially the same for items that appear in both the 1980 census and the current metropolitan survey.

There is a major difference, however, in the time period of the recent mover classification. In the redesigned American Housing Survey, recent movers are households that moved into their unit during the 12 months prior to interview, a period of 1 year or less. In the 1980 Census of Housing, Volume III, *Mover Households* report, the time period was from January 1, 1979, through March 31, 1980, a period of 15 months or less.

A variety of data on mortgages and homeowner properties are presented in the 1980 Census of Housing, Volume V, *Residential Finance* report. Differences in the

concepts and definitions in the redesigned American Housing Survey and Volume V include the following: The basic unit of tabulation in AHS is the housing unit; in Volume V, it is the property. All the data in AHS are provided by the occupant; in Volume V, mortgage is reconciled with responses from the lender.

In the redesigned American Housing Survey, units are classified as new construction if constructed 4 years or less from the date of interview. In the 1980 Census of Housing, Volume VI, *Components of Inventory Change* report, units are classified as new construction if constructed in 1974 through October of 1980.

Data on poverty level in the 1980 Census of Housing do not contain the income of household members unrelated to the householder. In the redesigned American Housing Survey, data on poverty level include the income of all household members whether or not they are related to the householder.

Differences between the redesigned American Housing Survey data and the 1980 census may also be attributed to several other factors. These include the extensive use of self-enumeration in the census in contrast to personal interview in the survey; differences in processing procedures and sample designs; the sampling variability associated with the sample data from both the AHS and the census; the nonsampling errors associated with the survey estimates; and the nonsampling errors associated with census data.

**Comparability with 1980 Census of Population data.** In the 1980 census, data for years of school completed were based on responses to two questions: the highest grade or year of regular school each household member attended, and whether or not that grade was completed. In the redesigned AHS, data for years of school completed were based on responses to a single question: the highest grade or year of regular school completed by the householder. Therefore, the current AHS may overstate the education level of the householder; that is, respondents may have reported the grade or year the householder was currently enrolled in or had last been enrolled in whether or not the grade or year was completed.

**Comparability with Current Construction Reports from the Surveys of Construction.** The Census Bureau issues several publications under the general titles, "Current Construction Reports." The data for these reports are primarily from the Surveys of Construction.

The Surveys of Construction consists of approximately 8,300 permit-issuing places throughout the United States. The reports from the survey contain current data on housing starts and completions, construction authorized by building permits, housing units authorized for demolition in permit-issuing places for selected areas, new one-unit structures sold and for sale, characteristics of new housing, and value of new construction put in place. The concepts and definitions used in this report differ from

some of those used in the Surveys of Construction. The major difference is that the Surveys of Construction shows counts and characteristics of housing units in various stages of construction through completion. The redesigned American Housing Survey shows counts and characteristics of the existing housing inventory. Additional differences between the current American Housing Survey and the Surveys of Construction may be attributed to factors such as the sampling variability and nonsampling errors of the data from the two surveys, survey procedures and techniques, and processing procedures.

**Comparability with other Bureau of the Census data.** Statistics in this report refer, for the most part, to the housing unit, household or householder. Data on the individual household members may differ from other similar data compiled by the Bureau of the Census. For these types of data, write to Chief, Population Division, Bureau of the Census, Washington, DC 20233.

**Comparability with housing vacancy surveys.** There may be differences between this survey and Federal, State, local, and other surveys which present vacancy rates. The differences may be attributed to such factors as differing interview periods, survey designs, survey techniques, and processing procedures, as well as differences in concepts and definitions. In addition, there are sampling and nonsampling errors.

## Living Quarters

Living quarters are classified as either housing units or group quarters. Usually, living quarters are in structures intended for residential use (e.g., a one-unit structure, apartment house, hotel or motel, boarding house, or mobile home or trailer). Living quarters may also be in structures intended for nonresidential use (e.g., the rooms in a warehouse where a watchman lives), as well as in places such as tents, caves, and old railroad cars.

**Housing units.** A housing unit is a house, an apartment, a group of rooms, or a single room occupied or intended for occupancy as separate living quarters. Separate living quarters are those in which the occupants do not live and eat with any other persons in the structure and which have direct access from the outside of the building or through a common hall which is used or intended for use by the occupants of another unit or by the general public. The occupants may be a single family, one person living alone, two or more families living together, or any other group of related or unrelated persons who share living arrangements (except as described in the section on group quarters). For vacant units, the criteria of separateness and direct access are applied to the intended occupants whenever possible. If the information cannot be obtained, the criteria are applied to the previous occupants. Both

occupied and vacant housing units are included in the housing inventory, except that tents, caves, boats, railroad cars, and the like, are included only if they are occupied.

For a detailed discussion of changes to the housing unit definition, see the "comparability with the 1974 through 1983 Annual Housing Survey data" section in this appendix.

**Group quarters.** Group quarters are living arrangements for institutional inmates or for other groups containing nine or more persons not related to the person in charge. Group quarters are located most frequently in institutions, boarding houses, military barracks, college dormitories, fraternity and sorority houses, hospitals, monasteries, convents, and ships. A house or apartment is considered group quarters if it is shared by the person in charge and nine or more persons unrelated or, if there is no person in charge, by ten or more unrelated persons. Information on the housing characteristics of group quarters was not collected.

**Hotels, motels, rooming houses, etc.** Occupied rooms or suites of rooms in hotels, motels, and similar places are classified as housing units only when occupied by permanent residents; i.e., persons who consider the hotel as their usual place of residence or have no usual place of residence elsewhere. Vacant rooms or suites of rooms are classified as housing units only in those hotels, motels, and similar places in which 75 percent or more of the accommodations are occupied by permanent residents.

If any of the occupants in a rooming or boarding house live and eat separately from everyone else in the building and have direct access, their quarters are classified as separate housing units. The remaining quarters are combined. If the combined quarters contain eight or fewer roomers unrelated to the householder, they are classified as one housing unit; if the combined quarters contain nine or more roomers unrelated to the householder, or person in charge, they are classified as group quarters. In a dormitory, residence hall, or similar place, living quarters of the supervisory staff and other employees are separate housing units if they satisfy the housing unit criteria; other living quarters are considered group quarters.

**Institutions.** Living quarters of staff personnel are separate housing units if they satisfy the housing unit criteria. Other living quarters are considered group quarters.

**Year-round housing units.** Year round housing units include all units occupied by one or more persons for whom it is their usual residence and all vacant units which are intended by the owner for occupancy at any time of the year. If a unit in a resort area is intended for occupancy on a year-round basis, it is a year-round housing unit, even if vacant.

**Seasonal units.** Seasonal units are units that are intended by the owner to be occupied during only certain seasons of the year. They are not anyone's usual residence and

include units occupied entirely by persons with a usual residence elsewhere and vacant units. A seasonal unit may be used in more than one season; for example, both in the summer for summer sports and in the winter for winter sports. Counts of seasonal units in this report also include housing units held for occupancy by migratory farm workers.

**Population in housing units.** Included are all persons living in housing units. Persons living in group quarters are excluded.

**Occupied housing units.** A housing unit is classified as occupied if a person or group of persons is living in it at the time of the interview or if the occupants are only temporarily absent, for example, on vacation. However, if the unit is occupied entirely by persons with a usual place of residence elsewhere, the unit is classified as vacant. By definition, the count of occupied housing units is the same as the count of households.

**Race.** The classification of "race" refers to the race of the householder occupying the housing unit. The concept of race as used by the Census Bureau does not denote clear-cut scientific definition of biological stock. Race was determined on the basis of a question that asked for self-identification of a person's race. Figures on tenure are given separately for White, Black, and other householders in table 2-1. The last category includes Asian, Pacific Islander, American Indian, Aleut, Eskimo, and any other race reported. Detailed characteristics of units with Black householders are presented in chapter 5.

**Hispanic.** The classification "Hispanic" refers to the origin of the householder occupying the housing unit. Detailed characteristics of housing units with Hispanic householder are presented in chapter 6. Hispanic origin was determined on the basis of a question that asked for self-identification of persons living in the unit who were Hispanic or Spanish American. Hispanic persons may be of any race.

In the 1980 census and the 1973 through 1983 Annual Housing Survey, the concept Spanish origin was used. Spanish origin is basically the same as Hispanic according to Census Bureau definitions. Both the census and the 1973 through 1983 AHS asked respondents to choose from a list or flashcard containing a variety of Spanish origin categories. For this reason, care should be taken in making comparisons of Spanish-origin estimates from the 1973 through 1983 Annual Housing Survey, the 1980 census, and the redesigned American Housing Survey.

**Tenure.** A housing unit is owner occupied if the owner or co-owner lives in the unit, even if it is mortgaged or not fully paid for. Also, a cooperative or condominium unit is owner occupied only if the owner or co-owner lives in it. All other occupied housing units are classified as renter occupied, including housing units rented for cash rent and those occupied without payment of cash rent.

**Cooperatives and condominiums.** A cooperative is a type of ownership whereby a group of housing units are owned by a corporation of member-owners. Each individual member is entitled to occupy or rent out an individual housing unit and is a shareholder in the corporation which owns the property.

A condominium is a type of ownership that enables a person to own an apartment or house in a project of similarly owned units. The owner has the deed and very likely the mortgage on the unit occupied. The owner may also hold common or joint ownership in some or all common areas such as grounds, hallways, entrances, elevators, etc.

Cooperative or condominium ownership may apply to various types of structures including single-family houses, rowhouses, townhouses, etc., as well as apartment units.

**Year householder moved into unit.** The data are based on the information reported for the householder and refer to the year of latest move. Thus, if the householder moved back into a housing unit previously occupied, the year of the latest move was to be reported; if the householder moved from one apartment to another in the same building, the year the householder moved into the present unit was to be reported. The intent is to establish the year the present occupancy by the householder began. The year the householder moves is not necessarily the same year other members of the household move; although, in the great majority of cases the entire household moves at the same time. The median year householder moved into unit is rounded to the nearest year.

**Owner or manager on property.** These statistics are based on the number of rental housing units in structures of two or more units with the owner or resident manager living on the property.

**Vacant housing units.** A housing unit is vacant if no one is living in it at the time of the interview, unless its occupants are only temporarily absent. In addition, a vacant housing unit may be one which is occupied entirely by persons who have a usual residence elsewhere (URE).

New housing units not yet occupied are classified as vacant housing units if construction has reached a point where all exterior windows and doors are installed and final usable floors are in place. Vacant units are excluded if unfit for human habitation; that is, if the roof, walls, windows, or doors no longer protect the interior from the elements, or if there is positive evidence (such as a sign on the house or block) that the unit is to be demolished or is condemned. Also excluded are quarters being used entirely for nonresidential purposes, such as a store, or an office; or quarters used for storing business supplies or inventory, machinery, or agricultural products.

For a detailed discussion of changes in the estimates of the vacant unit inventory, see the "qualifications of the data" section in the introduction.

**Vacancy status.** Vacant housing units are classified as either "seasonal" or "year-round." See definitions of seasonal and year-round on page App-5. Year-round vacant housing units are subdivided as follows:

*For sale only.* Vacant year-round units "for sale only" also include vacant units in a cooperative or condominium building if the individual units are offered for sale only.

*For rent.* Vacant year-round units "for rent" also include vacant units offered either for rent or for sale.

*Rented or sold, not occupied.* If any money rent has been paid or agreed upon, but the new renter has not moved in as of the date of the interview, or if the unit has recently been sold, but the new owner has not yet moved in, the year-round vacant unit is classified as "rented or sold, not occupied."

*Held for occasional use.* This category consists of vacant year-round units which are held for weekend or other occasional use throughout the year. The intent of this question is to identify homes reserved by their owners as second homes. Because of the difficulty of distinguishing between this category and seasonal vacancies, it is possible that some second homes are classified as seasonal and vice versa.

*Temporarily occupied by persons with usual residence elsewhere (URE).* If all the persons in a housing unit usually live elsewhere, that unit is classified as vacant, provided the usual place of residence is held for the household and is not offered for rent or for sale. For example, a beach cottage occupied at the time of the interview by a family which has a usual place of residence in the city is included in the count of vacant units. If the house in the city was in the survey sample, the house would be reported "occupied" and would be included in the count of occupied units, since the occupants are only temporarily absent.

*Held for other reasons.* If a vacant year-round unit does not fall into any of the classifications specified, it is classified as "held for other reasons." For example, this category includes units held for settlement of an estate, units held for occupancy by a caretaker or janitor, and units held for personal reasons of the owner. The "other vacant" category includes all housing units held for other reasons.

**Time Sharing.** This item is restricted to vacant housing units, including URE's. Time sharing is a form of ownership in which a single property is owned by multiple owners. Each is entitled to occupy the unit for a limited period of time during a specific time of the year. The number of years of ownership may vary depending on the terms of the contract. Participants in time-sharing ownership usually, but not always, receive a deed of ownership.

**Duration of vacancy.** The statistics on duration of vacancy refer to the length of time (in months) from the date the last occupants moved from the housing unit to the date of the interview. The data, therefore, do not provide a direct measure of the total length of time that units remained vacant. For newly constructed units which have never been occupied, the duration of vacancy is counted from the date construction was completed. For recently converted or merged units, the time is reported from the date that conversion or merger was completed.

**Previous occupancy.** The statistics presented are restricted to housing units built in 1980 or later. "Previously occupied" indicates that some person or persons not now in the household occupied the housing unit prior to the householder or other related household member's occupancy. "Not previously occupied" indicates that either the householder or some other current household member was the first occupant of the housing unit.

**Last used as a permanent residence.** The statistics on "last used as a permanent residence" refer to the length of time (in months) since units which are currently seasonal vacants or URE's were last used as a permanent residence, and is measured as of the date of interview. Units which have always been used for short-term or seasonal occupancy, are classified as "Never occupied as permanent home."

**Rental vacancy rate.** The rental vacancy rate is the number of vacant year-round units for rent as a percent of the total rental inventory; i.e., all renter-occupied housing units and all year-round vacant housing units for rent or rented, not occupied.

**Suitability for year-round use.** For vacant housing units that were not intended for year-round use (i.e. seasonal and migratory), the respondent was asked whether the construction and heating of the housing unit made it suitable for the unit to be occupied on a year-round basis. A housing unit is suitable for year-round use if it is built as a permanent structure, properly equipped and insulated for heating as necessitated by the climate, and if it has a heating system which would be adequate during extended cold periods.

### Housing Units Occupied by Recent Movers

**Recent movers.** Data for recent movers are shown for two categories of movers: Units where the householder moved into the present unit during the 12 months prior to the interview, and units where the respondent moved into the present housing unit during the 12 months prior to the interview. In most cases the two groups represent the same households.

**Present and previous units.** The present unit is the housing unit occupied by the householder or respondent at the time of the interview. The previous unit is the housing unit from which the householder or respondent moved. If the householder or respondent moved more than once during the 12 months prior to the date of the interview, the previous unit is the one from which they last moved.

**Location of previous unit.** These data are shown for units where the householder moved during the past year. The location of the previous unit is reported as being inside the same metropolitan area, and either in the central city(s) or not in the central city(s); inside a different metropolitan area in the same State, in a different State, and in a central city or not in a central city; outside any metropolitan area, and either in the same State or a different State; or in a different nation.

**Tenure of previous unit.** These data are shown for units where the householder moved during the past year. The previous unit was owner occupied if the owner or co-owner lived in the unit, even if it was mortgaged or not fully paid for. If the previous unit was a cooperative or condominium it was owner occupied only if the owner or co-owner lived in it. All other previous units were renter occupied including housing units rented for cash rent and those occupied without payment of cash rent.

**Structure type of previous residence.** These data are shown for householders who moved within the United States during the past year. They are based on the respondent's classification of structure type of the previous residence.

**Persons—previous residence.** These data are shown for units where the householder moved during the past year. All persons are counted who lived at the previous residence at the time of the move, and those who usually lived there but were temporarily away for reasons such as visiting, traveling in connection with their jobs, attending school, in general hospitals, and in other temporary locations. Children, infants, lodgers, servants, hired hands, and anyone else who usually lived there are included. Persons who were staying at the previous residence at the time of move, but who had usual residence elsewhere are not counted.

**Previous home owned or rented by someone who moved here.** These data are shown for units where the householder moved within the United States during the past year. Data are shown for the number of households where the previous home was owned or rented by someone living in the current housing unit and the number of households where the previous unit was owned or rented by a relative or nonrelative other than a current household member.



**Change in housing costs.** Housing costs include mortgage and rent payment, real estate taxes, insurance, upkeep of place, utilities, homeowner membership fees, land rent, mobile home park fees paid, etc. Comparison is made of the share the householder and those who moved with the householder (from the same place at the same time) actually paid in the previous unit with the share they actually pay in the present residence.

**Reasons for leaving previous unit.** These data are shown for units where the respondent moved during the past year. The categories refer to reasons causing the move from the previous residence.

*Private displacement* includes situations in which a private company or person wanted to use the housing unit for some other purpose (to develop the land or building commercially, to occupy the unit himself/herself, to convert the unit to a condominium or cooperative, to make repairs and renovate the unit, etc.).

*Government displacement* means the respondent was forced to leave by the government (local, State or Federal), because the land was being used to build a road or highway, for urban renewal or other public activity, the building was condemned or some other similar reason.

*Disaster loss* includes damage by a tornado, storm, flood, earthquake, fire, landslides or other similar occurrences.

*New job or job transfer* indicates that the respondent moved to begin a new job or was transferred from the previous location to the present location.

*To be closer to work/school/other* means that the respondent moved because commuting was too far and respondent wanted to live closer to work, school, or some other commuting purpose.

*Other, financial/employment related* refers to financial or employment related reasons, such as wanting to look for a new or different job, because he/she entered or left the U.S. Armed Forces, established a retirement home, or some other financial employment reason.

*To establish own household* means that the respondent left his/her previous residence (parent's home, rooming or boarding house, shared apartment, etc.) to establish own household.

*Needed larger house or apartment* refers to moves which were necessary because of crowding and not for aesthetic reasons.

*Married, widowed, divorced or separated* is marked if the respondent moved because of marital reasons.

*Other family/personal related* indicates that the respondent moved because of family or personal reasons such as wanting to live closer to relatives.

*Wanted better home* was marked if the respondent moved because the previous residence was too old, run-down, in need of too many repairs, etc., or if there was nothing wrong with the previous home, but the respondent simply wanted to move to a better one.

*Change from owner to renter or Change from renter to owner* indicates a change in tenure.

*Wanted lower rent or less expensive maintenance* indicates that the respondent moved because the rent (or mortgage) payments were too high at the previous residence or that the taxes or upkeep were too high.

*Other housing related reasons* includes respondent wanted larger yard, different zoning, wanted a better investment, etc.

*Other* category includes examples, such as respondent wanted a change in climate, neighborhood crime problem, racial or ethnic composition of neighborhood.

**Choice of present neighborhood and neighborhood search.** These data are shown for units where the respondent moved during the past year. The respondent was asked a three part question on choice of present neighborhood: (1) if the respondent looked for a house/apartment in any other neighborhood, (2) the reasons why the respondent chose the present neighborhood, and (3) the main reason the present neighborhood was chosen. The distribution for choice of present neighborhood may not add to the total as the respondent was not limited to one response.

**Choice of present home and home search.** These data are shown for units where the respondent moved during the past year. The respondent was asked a three part question on choice of present home: (1) if the respondent looked at both houses/mobile homes and apartments, (2) the reasons why the respondent chose the present house/apartment, and (3) the main reason the present house or apartment was chosen. The distribution for choice of present home may not add to the total as the respondent was not limited to one response as to which was better.

**Recent mover comparison to previous home.** This item is based on the respondent's comparison between the present unit and previous unit as to which was better.

**Recent mover comparison to previous neighborhood.** This item is based on the respondent's comparison between the present neighborhood and the previous neighborhood as to which was better. The definition of neighborhood is whatever the respondent considers it to be.



## Utilization Characteristics

**Persons.** All persons occupying the housing unit are counted. These persons include not only occupants related to the householder but also any lodgers, roomers, boarders, partners, wards, foster children, and resident employees who share the living quarters of the householder. The data on persons show categories of the number of one-person through seven-or-more-person households. The median for persons is rounded to the nearest tenth.

A person is counted at the usual place of residence for that person. This refers to the place where the person lives and sleeps most of the time. This place is not necessarily the same as a legal residence, voting residence, or domicile.

**Rooms.** The statistics on rooms are for the number of housing units with a specified number of rooms. Rooms counted include whole rooms used for living purposes, such as bedrooms, living rooms, dining rooms, kitchens, recreation rooms, permanently enclosed porches that are suitable for year-round use, lodgers' rooms and other finished and unfinished rooms. Also included are rooms used for offices by a person living in the unit. The median for rooms is rounded to the nearest tenth.

A dining room, to be counted, must be a separate room. It must be separated from adjoining rooms by built-in floor-to-ceiling walls extending at least a few inches from the intersecting walls. Movable or collapsible partitions or partitions consisting solely of shelves or cabinets are not considered built-in-walls. Bathrooms are not counted as rooms.

Data on the number of rooms are not completely comparable with data on the number of rooms collected prior to the redesigned AHS. For a detailed discussion, see the "qualifications of the data" section in the introduction.

**Persons per room.** Persons per room is computed for each occupied housing unit by dividing the number of persons in the unit by the number of rooms in the unit. The figures shown refer, therefore, to the number of housing units having the specified ratio of persons per room.

**Bedrooms.** The number of bedrooms in the housing unit is the count of rooms used mainly for sleeping, even if also used for other purposes. Rooms reserved for sleeping, such as guest rooms, even though used infrequently, are counted as bedrooms. On the other hand, rooms used mainly for other purposes, even though used also for sleeping, such as a living room with a hideaway bed, are not considered bedrooms. A housing unit consisting of only one room, such as a one-room efficiency apartment, is classified by definition as having no bedroom.

**Square footage of unit.** Housing size is shown for single detached housing units and mobile homes. Excluded from the calculation of square footage are unfinished attics,

carports, attached garages, and porches that are not protected from the elements (i.e. screened porches), and mobile home hitches. Both finished and unfinished basements are included. Median square footage is rounded to the nearest foot. Square footage is based on the respondent's estimate of the size of the unit. If the respondent did not know the square footage, the interviewer measured the outside dimensions of the unit. Preliminary evaluation indicates that this item is somewhat unreliable.

**Square feet per person.** Square feet per person is computed for each single detached housing unit and mobile home by dividing the number of persons in the unit by the square footage of the unit. The figures shown refer to the number of housing units having the specified square feet per person. Median square footage is rounded to the nearest foot.

**Lot size.** Lot size includes all connecting land that is owned or rented with the home. Excluded are two-or-more-unit buildings and two-or-more-unit mobile homes. Median lot size is shown to hundredths of an acre.

## Structural Characteristics

**New construction.** Housing units built in the 4 years prior to the date of the interview are classified as new construction.

**Year structure built.** Year structure built refers to when the building was first constructed, not when it was remodeled, added to, or converted. The figures refer to the number of housing units in structures built during the specified periods and in existence at the time of the interview. For mobile homes and trailers, the manufacturer's model year was assumed to be the year built. Median year built is rounded to the nearest year.

**Units in structure.** In determining the number of housing units in a structure, all units, both occupied and vacant, were counted. The statistics are presented for the number of housing units in structures of specified type and size, not for the number of residential structures.

A structure is a separate building if it has either open space on all sides or is separated from other structures by dividing walls that extend from ground to roof. Structures containing only one housing unit are further classified as detached or attached.

A one-unit structure is detached if it has open space on all four sides even though it has an adjoining shed or garage. A one-unit structure is attached if it has one or more walls extending from ground to roof which divide it from other adjoining structures and does not share a furnace or boiler with adjoining structures such as in rowhouses, townhouses, etc.

Mobile homes and trailers are shown as a separate category. When one or more rooms have been added to a mobile home or trailer, it is classified as a mobile home. In previous AHS reports, these units were classified as a house, apartment, or flat.

Data on units in structure including mobile homes are not completely comparable with data on units in structure collected prior to the redesigned AHS. For a detailed discussion, see the "qualifications of the data" section in the introduction.

**Foundation.** This item is restricted to one-unit buildings and excludes mobile homes. A structure has a basement if there is enclosed space at least partially underground in which a person can walk upright under all or part of the building. The basement is under all the building if it is under the entire main structure, excluding garages, carports, and porches. Crawl space is space between the ground and the first floor of the house, but it is not high enough for a person to walk upright. A house is built on a concrete slab if it is built on concrete that has been poured on the ground. The "other" category refers to a house built on stilts or pilings (for example, beach houses) and boats, motorhomes, etc.

**Site placement.** This item is restricted to mobile homes. "Site" refers to location and not necessarily a mobile home park site. The mobile home does not have to have been occupied; it only needs to have been set up for occupancy.

**Stories in structure.** Finished attics are included in the number of stories. Unfinished attics are not. For split levels and bilevels, the number of stories is determined by the highest number of floors that are physically over each other.

**Stories between main and apartment entrances.** Data are presented for multiunit structures with two or more floors and is concerned with the number of floors from the main residential entrance level of the building to the main entrance of the unit. "Same floor" indicates that the main entrance of the sample unit is on the same level as the main entrance which residents use to enter the building.

**Elevator on floor.** Statistics are shown for the number of housing units in structures with two or more floors which have one or more passenger elevators on the same floor as the sample unit and whether they are in working or nonworking condition. Excluded are elevators used only for freight.

**Common stairways.** The statistics on common stairways are presented for multiunit structures with two or more floors which have common stairways. The figures reflect the physical condition of the stairway; i.e. whether there are loose, broken, or missing steps or stair railings. Common stairways are stairways which are usually used by the occupants and guests to get to the doors of the unit. They may be either inside the structure or attached to the outside of the building.

**Light fixtures in public halls.** These statistics are presented for housing units in two-or-more-unit structures. Data include whether or not there are light fixtures in the public halls and whether or not some, none, or all of the light fixtures are in working order. Light fixtures include wall lights, ceiling lights, or table lamps in the public halls of the building. Public halls are used by the occupants and guests to get to their apartment doors.

**Water leakage during last 12 months.** Data on water leakage are shown if the leakage occurred in the 12 months prior to the interview or while the household was living in the unit if less than 12 months. Housing units with water leakage are classified by whether the water leaked in from inside or outside the building and by the most common areas (roof, basement, walls, closed windows, or doors, etc.) or reasons (fixtures backed up or overflowed, pipes leaked, etc.) of water leakage.

**External building conditions.** The external condition of the building that contains the sample unit was determined by interviewer observation, as visible from the front of the building or the roadway. The categories were grouped into the following: roof, walls, windows, and foundations.

**Roof.** A "sagging roof" is a critical defect indicating continuous neglect, or deep or serious damage to the structure. Only roofs with substantial sagging were included. "Missing roofing material" includes rotted, broken, loose or missing shingles, tiles, slate, shake, tin, etc. caused by extensive damage from fire, storm, or serious neglect. "Hole in roof" occurs when the missing roof materials expose the interior of the unit directly to the elements. Holes caused by construction activity were not counted unless the construction had been abandoned. "Could not see roof" occurs when possible situations like a high tree, evening interviews, or a flat roof prevent the roof from being visible.

**Walls.** "Missing bricks, siding, other outside wall material" applies to the exterior walls (including chimney) of the structure. Those defects may have been caused by storm, fire, flood, extensive neglect, vandalism, and so forth. Materials may include clapboard siding, shingles, boards, brick, concrete stucco, etc. The missing materials do not necessarily expose the interior of the unit openly to the elements. Missing materials due to construction activity were not counted unless construction had been abandoned. "Sloping outside walls" are a critical defect indicating continuous neglect, or serious damage to the structure. Only walls with substantial sagging were included.

**Windows.** "Boarded-up windows" have been sealed off to protect against weather or entry, and include windows and/or doors covered by board, brick, metal, or some other material. "Broken windows" indicate several broken or missing window panes. "Bars on windows" are to

protect against unlawful entry. The condition of the windows has no bearing on this item. The bars can be vertical, horizontal, a metal grating, etc. Windows completely covered with metal sheeting are not included in this category.

*Foundation crumbling or has open crack or hole.* This category includes large cracks, holes, and rotted, loose or missing foundation material.

*Could not see foundation.* This occurs when landscaping, night interviewing, or some other reason prevents visibility for observation.

## Plumbing Characteristics

**Plumbing facilities.** The data on plumbing facilities are suppressed in this report. For a detailed discussion, see the "qualifications of the data" section in the introduction. The category "with all plumbing facilities" consists of housing units which have hot and cold piped water as well as a flush toilet and a bathtub or shower for the exclusive use of the occupants of the unit. All plumbing facilities must be located in the housing unit but they need not be in the same room. Lacking some plumbing facilities or no plumbing facilities for exclusive use means that the housing unit does not have all three specified plumbing facilities (hot and cold piped water, flush toilet, and bathtub or shower) inside the housing unit, or that the toilet or bathing facilities are also for the use of the occupants of other housing units.

**Complete bathrooms.** A housing unit is classified as having a complete bathroom if it has a room with a flush toilet, bathtub or shower, a sink, and hot and cold piped water. All facilities must be in the same room to be a complete bathroom. A half bathroom has either a flush toilet or a bathtub or shower but does not have all the facilities for a complete bathroom.

**Source of water and water supply stoppage.** A public system or private company refers to any source supplying running water to six or more housing units. The water may be supplied by a city, county, water district, or private water company, or it may be obtained from a well which supplies six or more housing units. An individual well which provides water for five or fewer housing units, is further classified by whether it is "drilled" or "dug." Water sources such as springs, cisterns, streams, lakes, or bottled water are included in the "other" category.

Water supply stoppage means that the housing unit was completely without running water from its regular source. Completely without running water means that the water system servicing the unit supplied no water at all, that is, no equipment or facility using running water (in kitchen and bathroom sinks, shower, bathtub, flush toilet, dishwasher and other similar items) had water supplied to it, or all were

inoperable. The reason could vary from a stoppage because of a flood or storm, to a broken pipe, to a shutdown of the water system, to a failure to pay the bill, or other reasons.

Data on water supply stoppage are shown if they occurred in the 3 months prior to the interview or while the household was living in the unit if less than 3 months, and if the breakdown or failure lasted 6 consecutive hours or more. Housing units with water supply stoppage are also classified according to the number of times the stoppages occurred.

**Sewage disposal and sewage disposal breakdowns.** A public sewer is connected to a city, county, sanitary district, neighborhood, or subdivision sewer system. Included are only systems operated by a government body or private organization sewage treatment system serving 6 or more units. Small sewage treatment plants, which in some localities are called neighborhood septic tanks, are classified as public sewers. A septic tank or cesspool is an underground tank or pit used for disposal of sewage (serving 5 or fewer units). A chemical toilet, which may be inside or outside the unit, uses chemicals to break down or dissolve sewage. Housing units for which sewage is disposed of in some other way are included in the "other" category.

The data on breakdowns in the means of sewage disposal are limited to housing units in which the means of sewage disposal was a public sewer, septic tank, or cesspool. Breakdowns refer to situations in which the system was completely unusable. Examples include septic tank being pumped because it no longer perked, tank collapsed, tank exploded, sewer main broken, sewer treatment plant not operating due to electric failure or water service interruption, etc.

Data on breakdowns are shown if they occurred in the 3 months prior to the interview or while the household was living in the unit if less than 3 months, and if the breakdown lasted 6 consecutive hours or more. Housing units with a breakdown in sewage disposal are also classified according to the number of breakdowns.

**Flush toilet and flush toilet breakdowns.** A privy or chemical toilet is not considered a flush toilet. Flush toilets outside the unit were not counted. The statistics on breakdowns of flush toilet are shown for housing units with at least one flush toilet for the household's use only. The flush toilet may be completely unusable because of a faulty flushing mechanism, broken pipes, stopped up soil pipe, lack of water supplied to the flush toilet, or some other reason.

Data on breakdowns are classified by whether any of the flush toilets were working in the 3 months prior to the interview, or while the household was living in the unit if less than 3 months, and the number of times the breakdown lasted 6 hours or more.

## Equipment and Fuels

### Heating equipment and heating equipment breakdowns.

Data are shown for the main heating equipment and other heating equipment used in addition to the main heating equipment. More than one category of "other heating equipment" could be reported for the same household. Only one type of equipment was reported as the "main heating equipment." Warm-air furnace refers to a central system which provides warm air through ducts leading to various rooms. Steam or hot water system refers to a central heating system in which heat from steam or hot water is delivered through radiators or other outlets. It also includes solar heated hot water which is circulated throughout the home. An electric heat pump refers to a heating-cooling system which utilizes indoor and outdoor coils, a compressor, and a refrigerant to pump in heat during the winter and pump out heat during the summer. Only heat pumps that are centrally installed with ducts to the rooms are included in this category. Built-in electric units are permanently installed in floors, walls, ceilings, or baseboards. A floor, wall, or other built-in hot-air unit without ducts delivers warm air to the room right above the furnace or to the room(s) on one or both sides of the wall in which the furnace is installed. Room heaters with flue include non-portable room heaters in the wall or free standing heaters that burn liquid fuel, and which are connected to a flue, vent, or chimney to remove smoke and fumes. Room heaters without flue include any room heater that burns gas, oil, or kerosene which does not connect to a flue, vent, or chimney. Portable electric heaters include heaters that receive current from an electrical wall outlet. Stoves refer to ranges, stoves, or Franklin stoves that burn wood, coal, or other solid fuel. Fireplaces with inserts have a fan-forced air circulation system to force the heat into the room. A fireplace without inserts or with only glass door fire screens or firebacks inserted in the back of the fireplace to passively reflect heat is included in the category "fireplace without inserts."

For vacant housing units from which the heating equipment had been removed, the equipment used by the last occupants was to be reported.

For breakdowns of heating equipment, statistics are shown for housing units occupied by the householder during the winter prior to the interview. The data are classified by whether the housing unit was uncomfortably cold for 24 hours or more, the number of times equipment breakdowns occurred lasting 6 hours or more, and causes for the breakdowns.

The heating equipment is broken down if it is not providing heat at its normal heating capacity through some fault in the equipment. Utility interruptions occur when there is a cut off in the gas, electricity, or other fuel supplying the heat. Inadequate heating capacity refers to heating equipment which is providing heat at its normal

capacity but the housing unit is still too cold for the occupants. Inadequate insulation refers to air drafts through window frames, electrical outlets, or walls that are cold.

**Fuels.** Electricity is generally supplied by means of above or underground electric power lines. Piped gas is gas piped through underground pipes from a central system to serve the neighborhood. Bottled gas is pressurized gas stored in tanks or bottles which are filled or exchanged when empty. Fuel oil is heating oil normally supplied by truck to a storage tank for use by the heating system. Kerosene or other liquid fuel includes kerosene, gasoline, alcohol, and other similar combustible liquids. Coal or coke refers to coal or any coal derivative usually delivered by means of truck. Wood refers to the use of wood or wood charcoal, etc., as a fuel. Solar energy refers to the use of energy available from sunlight as a heating fuel source. Other includes briquettes made of pitch and sawdust, coal dust, waste material like corncobs, purchased steam, or any other fuel not listed.

**Electric fuses and circuit breakers.** These statistics are presented for occupied housing units. The data show whether an electric fuse has blown or circuit breaker has tripped in the home in the 3 months prior to the interview or while the household was living in the unit if less than 3 months. A blown fuse or tripped breaker switch results in the temporary loss of electricity until the fuse is replaced or the breaker switch reset. Blown fuses inside major pieces of installed equipment (such as some air conditioners) are counted as blown fuses or tripped breaker switches.

**Equipment.** This item refers to selected equipment which is in working order and for the household's exclusive use. If there are two or more of a specified appliance in the housing unit, the age of the newest is reported.

*Complete kitchen facilities.* A housing unit has complete kitchen facilities when it has all of the following for the exclusive use of the occupants of the unit: (1) an installed kitchen sink, (2) burners, and (3) a mechanical refrigerator. Quarters with only portable cooking equipment are not considered as having a range or cookstove. An icebox is not included as a mechanical refrigerator. The kitchen facilities are for the exclusive use of the occupants when they are used only by the occupants of one housing unit, including lodgers or other unrelated persons living in the unit. The same criteria were used for occupied and vacant units in determining complete kitchen facilities. In previous years for vacant units from which one or all of the kitchen facilities had been removed, the kitchen facilities used by the last occupant were reported. As a result, the total vacant units lacking complete kitchen facilities in this report may appear higher than in previous survey years. Data on complete kitchen facilities are not completely comparable with data on complete kitchen facilities collected prior to the redesigned AHS. For a detailed discussion, see the "qualifications of the data" section in the introduction.

*Kitchen sink.* The sink must be in the unit or on an enclosed porch, but does not have to be in the kitchen. A bathroom sink does not count as a kitchen sink.

*Refrigerator.* The refrigerator must be a working mechanical refrigerator. Ice boxes are not counted.

*Burners and oven.* The cookstove or range does not have to be mechanical; for example, it can be a wood-burning stove. Microwaves are included in the count of ovens, although toaster ovens are not. Portable burners are excluded from the count of cooking burners. The data show whether the equipment is less than 5 years old.

*Dishwasher.* All mechanical dishwashers are included except counter top dishwashers. The data show whether the equipment is less than 5 years old.

*Washing machine.* The washing machine must be mechanical. A wringer washing machine which must be plugged in to run is included in this count. The data show whether the equipment is less than 5 years old.

*Clothes dryer.* The clothes dryer must be mechanical. Excluded from this count are hand operated wringers, hand turned spin dryers, etc. The data show whether the equipment is less than 5 years old.

*Disposal in sink.* Only garbage disposals in working order or only temporarily out of order are included. The data show whether the equipment is less than 5 years old.

*Air conditioning.* Air conditioning is defined as the cooling of air by a refrigeration unit; excluded are evaporative coolers, fans, or blowers which are not connected to a refrigeration unit. A room air-conditioning unit is an individual air conditioner which is installed in a window or an outside wall and generally intended to cool one room, although it may sometimes be used to cool several rooms. A central system is a central installation which air conditions the entire housing unit. In an apartment building, a central system may cool all apartments in the building; each apartment may have its own central system; or there may be several systems, each providing central air conditioning for a group of apartments. A central installation with individual room controls is a central air-conditioning system.

## Housing and Neighborhood Quality

### Selected amenities:

*Porch, deck, balcony, or patio.* The porch, deck, balcony, or patio must be attached to the sample unit, not just to the building or free standing. Porches may be enclosed or open.

*Telephone available.* A housing unit is classified as having a telephone if there is a telephone for receiving calls available to the occupants of the unit. The telephone may be located outside or inside the housing unit, and one telephone may serve the occupants of several units. The number of housing units with a telephone available, therefore, does not indicate the number of telephones installed in homes.

*Usable fireplace.* Excludes the following: fireplaces that have been blocked off or whose chimney or flue have been filled, decorative or artificial fireplaces, and Franklin stoves. Free standing fireplaces are included in this item.

*Separate dining room.* A separate dining room is an area separated from an adjoining room by a built-in floor-to-ceiling wall extending at least a few inches from its intersecting wall. Built-in walls do not include movable or collapsible partitions, or partitions consisting solely of shelves and cabinets.

*Living rooms, recreation rooms, etc.* Includes family rooms, dens, recreation rooms and/or libraries.

*Garage or carport.* The garage or carport must be on the same property but does not have to be attached to the house. Off street parking is considered driveway or parking lot privileges that is paid for as part of the rent.

### Selected deficiencies:

*Signs of rats.* The statistics on signs of rats refer to respondents who reported seeing rats or signs of rats inside the house or building during the last 3 months or while the household was living in the unit if less than 3 months. Signs of rats include droppings, holes in the wall, or ripped or torn food containers.

*Holes in floors.* Data are shown on whether there are holes in the interior floors of a housing unit. The holes do not have to go all the way through to a lower floor or to the exterior of the unit. The holes must be large enough to cause someone to trip.

*Open cracks or holes (interior).* Statistics are presented on whether or not there are open cracks or holes in the interior walls or ceilings of the housing unit. Included are cracks or holes that do not go all the way through to the next room or to the exterior of the housing unit. Hairline cracks or cracks that appear in the walls or ceilings but are not large enough to insert the edge of a dime and very small holes caused by nails or other similar objects are not considered to be open cracks or holes.

*Broken plaster or peeling paint (interior).* The area of peeling paint or broken plaster must be on the inside walls or ceilings and at least one area of broken plaster must be larger than 8 inches by 11 inches.

*Electric wiring.* A housing unit is classified as having exposed electric wiring if the unit has any wiring that is not enclosed, either in the walls or in metal coverings, or if the unit has any wiring outside the walls enclosed in some material other than metal. Excluded from the tabulation are appliance cords, extension cords, chandelier cords, and telephone or antenna wires.

*Electric wall outlets.* A housing unit is classified as having rooms without electric wall outlets if there is not at least one working electric wall outlet in each room of the unit. A working electric wall outlet is one that is in operating condition; i.e., can be used when needed. If a room does not have an electric wall outlet, an extension cord used in place of a wall outlet is not considered to be an electric wall outlet.

#### **Cars and Trucks Available:**

*Cars.* Included are passenger cars and station wagons owned or regularly used by one or more household members and ordinarily kept at home. Company cars are counted if used regularly for non-business purposes and kept at home as well as taxicabs if they are owned by a household member and kept at the sample unit. To obtain a count of all units lacking cars, the lines "no cars, trucks, or vans" and "other households without cars" must be added together

*Trucks and vans.* Included are pickups and small panel trucks of one-ton capacity or less, and small vans which are owned or regularly used by one or more members of the household and ordinarily kept at home. Company trucks and vans included if used regularly for non-business purposes and kept at home. To obtain a count of all units lacking trucks or vans, the lines "no cars, trucks, or vans" and "with cars, no trucks or vans" must be added together. Except for units falling in the category "no cars, trucks, or vans," all units will fall into two categories. For example, a unit with one car only would fall both in the category "1 car with or without trucks or vans" and "with cars, no trucks or vans."

**Severe physical problems.** A unit has severe physical problems if it has any of the following five problems:

*Plumbing.* Lacking hot or cold piped water or a flush toilet, or lacking both bathtub and shower, all inside the structure for the exclusive use of the unit.

*Heating.* Having been uncomfortably cold last winter for 24 hours or more because the heating equipment broke down, and it broke down at least three times last winter for at least 6 hours each time.

*Electric.* Having no electricity, or all of the following three electric problems: exposed wiring; a room with no working wall outlet; and three blown fuses or tripped circuit breakers in the last 90 days.

*Upkeep.* Having any five of the following six maintenance problems: water leaks from the outside, such as from the roof, basement, windows or doors; leaks from inside structure such as pipes or plumbing fixtures; holes in the floors; holes or open cracks in the walls or ceilings; more than 8 inches by 11 inches of peeling paint or broken plaster; or signs of rats or mice in the last 90 days.

*Hallways.* Having all of the following four problems in public areas: no working light fixtures; loose or missing steps; loose or missing railings; and no elevator.

**Moderate physical problems.** A unit has moderate physical problems if it has any of the following five problems, but none of the severe problems.

*Plumbing.* On at least three occasions during the last 3 months or while the household was living in the unit if less than 3 months, all the flush toilets were broken down at the same time for 6 hours or more.

*Heating.* Having unvented gas, oil, or kerosene heaters as the primary heating equipment.

*Upkeep.* Having any three of the overall list of six upkeep problems mentioned above under severe physical problems.

*Hallways.* Having any three of the four hallway problems mentioned above under severe physical problems.

*Kitchen.* Lacking a kitchen sink, refrigerator, or burners inside the structure for the exclusive use of the unit.

**Overall opinion of structure.** The data presented are based on the respondent's overall opinion of the house or apartment as a place to live. The respondent was asked to rate the structure based on a scale from 1 to 10, where 10 is the best and 1 is the worst.

**Overall opinion of neighborhood.** The data presented are based on the respondent's overall opinion of the neighborhood. The respondent defines neighborhood. The respondent was asked to rate the neighborhood based on a scale from 1 to 10, where 10 is the best and 1 is the worst.

**Neighborhood conditions.** The statistics presented are based on the respondent's opinion and attitude toward the neighborhood. The respondent defines neighborhood. The respondent was asked a two part question: (1) If anything about the neighborhood bothered the respondent and (2) if so, what? The interviewer coded the responses into the following categories: crime; noise; traffic; litter or housing

deterioration; poor city/county services; undesirable commercial, institutional, or industrial property; people; and other. Multiple responses were allowed. The respondent may not have the same opinion as a neighbor about neighborhood conditions. The respondent's opinion may or may not reflect the actual neighborhood situation.

**Description of area within 300 feet.** The interviewer, through personal observation, marked all of the following categories which describe the area within 300 feet of the building in which the sample unit is located. The interviewer's best estimate of distance was considered to be acceptable. The categories include: single-family, detached house(s); single-family, attached house(s) or low rise (1-3 story) multiunit building(s); mid-rise (4-6 story), multiunit building(s); high-rise (7-or-more story), multiunit building; and mobile home(s), excluding campers. The category "Commercial, institutional, industrial building(s)" includes all varieties of nonresidential structure-offices, banks, hospitals, prisons, pumping stations, water treatment plants, factories, parking garages, churches, hotels, restaurants, barns, junkyards, etc. "Residential parking lot(s)" exclude driveways of single-family homes and parking garages where parking is on more than one level. "Body of water" refers to lakes, ponds, stream, reservoirs, rivers, etc. Swimming pools, bird baths, temporary pools of water, etc. are excluded. "Open space, park, woods, farm, or ranch" include cemeteries, golf courses, woods, forest preserves, vacant lots, undeveloped land, airport land, ball fields, school fields, etc. The category "4 + lane highway, railroad, or airport" refers to highways of 4 lanes or more, railroad tracks and airports.

**Age of other residential buildings within 300 feet.** The statistics presented are based on the interviewer's personal observation. "About the same" indicates all homes within 300 feet appear to have been built at about the same time as the sample unit. If the sample unit was built after 1940, residences built more than 10 years before or after the sample unit are considered as not being built at about the same time. "Older than sample unit" and "newer than sample unit" indicate that the sample unit appears to be decidedly newer or older than the homes within 300 feet. "Very mixed" indicates the predominant ages appear to be very mixed, and if there are no other residential buildings within 300 feet, "no other residential buildings" is marked.

**Mobile homes in group.** Mobile homes or mobile home sites gathered close together are considered to be in a "group." This may be a mobile home park or it may be a number grouped together on adjacent individually owned lots but not in a mobile home park.

**Other buildings vandalized or with interior exposed.** The statistics presented are based on the interviewer's personal observation. A unit is considered to be vandalized if it has most of the visible windows broken, doors pulled

off, badly burned, words or symbols printed on it, portions of the roof missing or gone, or in some other way has the interior exposed to the elements.

**Bars on windows of buildings.** The statistics presented are based on the interviewer's personal observation. The condition of the windows has no bearing on this item. The windows might be in perfect condition but the bars might be there to protect against vandalism. Windows which are boarded up or covered with tin are not included.

**Condition of streets.** The statistics presented are based on the interviewer's personal observation. Major repairs include large potholes, badly crumbling or deteriorating shoulders and roadsides, deep ruts, etc. Minor repairs include small cracks, shallow holes, or missing minor surfacing.

**Trash, litter, or junk on streets or any properties.** The statistics presented are based on the interviewer's personal observations. Major accumulation includes tires, appliances or large amounts of trash accumulated over a period of time. Minor accumulation includes small amounts of paper, cans or bottles but that do not give the impression of long neglect. The building in which the sample unit is located is included.

## Financial Characteristics

All of the financial characteristics shown in this report, except those in table 19, are shown for all renters and/or all owners. In 1983 and earlier, the Annual Housing Survey reported characteristics such as value and rent for specified owners and specified renters only. Specified owners are single-family, owner-occupied units on less than 10 acres with no business or medical office. Specified renters exclude single-family units on 10 acres or more. Table 19 in this report presents financial characteristics for specific owners and specified renters which can be used when making comparisons with 1983 and earlier years.

**Value.** Value is the respondent's estimate of how much the property (house and lot) would sell for if it were for sale. Any nonresidential portions of the property are excluded from the cost. For vacant units, value represents the sale price asked for the property at the time of the interview, and may differ from the price at which the property is sold. Medians for value are rounded to the nearest dollar.

**Income.** The statistics on income in the American Housing Survey are based on the respondent's reply to questions on income for the 12 months prior to the interview and are the sum of the amounts reported for wage and salary income, self-employment income, interest or dividends,



Social Security or railroad retirement income, public assistance or welfare payments, alimony or child support, and all other money income. The figure represents the amount of income received before deductions for personal income taxes, Social Security, union dues, bond purchases, health insurance premiums, Medicare deductions, etc. Medians for income are rounded to the nearest hundred dollars.

In this report, the statistics are shown separately for the money income of families and primary individuals occupying the housing unit (the sum of the income of the householder and all other members of the family 14 years old and over, or the income of the primary individual); and the money income of the household (the sum of the income of the householder and all household members 14 years old and over).

Wage or salary income is defined as the total money earnings received for work performed as an employee at any time during the 12-month period prior to the interview. It includes wages, salary, piece-rate payments, commissions, tips, cash bonuses, and Armed Forces pay. Self-employment income is defined as money income received from a business, professional practice, partnership, or farm in which the person was self-employed. Social Security or pensions includes cash receipts of Social Security pensions; survivors' benefits, disability insurance programs for retired persons, dependents of deceased insured workers, or disabled workers; and deductions for Medicare and health insurance premiums. Cash receipts of retirement, disability, and survivors' benefit payments made by the U.S. Government under the Railroad Retirement Act are also included. Separate payments received for hospital or other medical care are not included.

Income from all other sources includes money income received from sources such as periodic payments from interest or dividends; net rental income (or loss) from property rentals; net receipts from roomers or boarders; net royalties; public assistance or welfare payments which include cash receipts received from public assistance programs, such as old age assistance, aid to families with dependent children, and aid to the blind or totally disabled; unemployment insurance benefits; workmen's compensation cash benefits; periodic payments by the Veteran's Administration to disabled veterans; public or private pensions; periodic receipts from insurance policies or annuities; alimony or child support from persons who are not members of the household; net gambling gains; and nonservice scholarships and fellowships.

Receipts from the following sources were not included as income: Value of income "in kind," such as, free living quarters, housing subsidies, food stamps, or food produced and consumed in the home; money received from the sale of property (unless the recipient was engaged in the business of selling such property); money borrowed; tax refund; withdrawal of bank deposits; accrued interest

on uncashed savings bonds; exchange of money between relatives living in the same household; gifts of money; and lump-sum payments from inheritances, insurance policies, estates, trusts, gifts, etc.

The income statistics and the characteristics of the household refer to different periods in time. Income data refer to the 12 months prior to the interview, whereas the household characteristics refer to the date of interview. Thus, family or household income does not include amounts received by persons who were members of the family during all or part of the income period if these persons no longer resided with the family at the time of the interview. On the other hand, family or household income includes income reported by persons who did not reside with the household during the income period but who were members at the time of the interview. For most households, however, the income reported was received by persons who were members of the household throughout the income period.

There may be significant differences in the income data between the American Housing Survey and other Bureau surveys and censuses. For example, the time period for income data in the American Housing Survey refers to the 12 months prior to the interview while other income data generally refer to the calendar year prior to the date of the interview. Additional differences in the income data may be attributed to factors such as the various ways income questions are asked, the sampling variability and nonsampling errors between the American Housing Survey and other Bureau surveys and censuses, survey procedures and techniques, and processing procedures.

**Value-income ratio.** The value-income ratio is computed by dividing the value of the housing unit by the total money income of the family or primary individual. The ratio was computed separately for each housing unit and was rounded to the nearest tenth. For value and income, the dollar amounts were used. Units occupied by families or primary individuals who reported no income or a net loss comprise the category "zero or negative income." Medians for value-income ratio are rounded to the nearest tenth. The income statistics are for the 12 months prior to the date of the interview.

**Amount of savings and investments.** These data are restricted to families and primary individuals with total incomes of \$25,000 per year or less. Savings include savings in the bank or other financial institution. It also includes savings in money market accounts. Investments in a farm or business must be owned shares in a business or farm, owned percentage of the capital or assets, investment in a farm or business for which the investor holds a promissory note, or membership in a partnership which has any of the above. Other investments include stocks, bonds, rental property, real estate, antiques, art, certificates of deposit, IRA or KEOGH accounts, commodities, etc.



**Food stamps.** These data are restricted to families and primary individuals with total incomes of \$25,000 per year or less. Food stamps are government issued coupons that can be used to purchase food. The food stamp program is a joint Federal-state program which is administered by state and local governments.

**Poverty status.** The poverty data in this report differs from official poverty estimates in two important respects. The first important difference is the use of a poverty definition that is based on household income in place of the official method that is based on the income of the family or the unrelated individual. Under the official approach, the poverty status of two unrelated individuals living together would be determined by comparing the income of each individual to the poverty threshold for an unrelated individual. The result might be that both were in poverty, both were out of poverty, or one was in poverty and one was not. Under the approach used in this report, the two unrelated individuals were treated as members of a two-person family and their poverty status was determined by comparing their combined income to the poverty threshold for a two-person family. The effect of using a poverty concept that is based on household income is to undercount the number of persons in poverty relative to the official estimate. A study based on the March 1975 Current Population Survey found that poverty estimates based on a household income concept were about six percent lower than official estimates. For more information, see Technical Paper X, Effect of Using a Poverty Definition Based on Household Income, U.S. Department of Health, Education, and Welfare, 1976. A second important difference between the poverty estimates in this report and the official poverty estimates has to do with the method used to measure income. The official annual poverty estimates are based on data collected in the March supplement to the Current Population Survey. The income questions asked in that survey are very detailed and measure the amount of income received during the previous calendar year. The income questions asked in the AHS are much less detailed and measure the amount received during the previous twelve months. Because interviews were conducted during the period August through December, the income measures do not pertain to a fixed period. Most of the income questions in the AHS were asked on a household rather than an individual income basis. The lack of data for individuals made it necessary to adopt a poverty definition based on household income.

Officially, families and unrelated individuals are classified as being above or below the poverty level using the poverty index originated at the Social Security Administration in 1964 and revised by the Federal Interagency Committees in 1969 and 1980. The poverty index is based solely on money income and does not reflect the fact that many low-income persons receive noncash benefits such as food stamps, Medicaid, and public housing. The index is based on the Department of Agriculture's 1961 Economy

Food Plan and reflects the different consumption requirements of families based on their size and composition. The poverty thresholds are updated every year to reflect changes in the Consumer Price Index (CPI). For further details, see Current Population Reports, Series P-60, No. 160, Poverty in the United States: 1986.

**Year unit acquired.** The year the unit was acquired or inherited refers to the year in which the present owner acquired or inherited the house or apartment; for example, the year the contract was signed. This date may be different from the date when the occupants moved in. If the land and building were bought at different times, the year of the building only was recorded. If there was a land contract only, the year the contract was signed was recorded. Median year acquired is rounded to the nearest year.

**First-time owners.** If both the owner and any co-owners have never owned or co-owned another home as a usual place of residence, then the housing unit was reported as the first home ever owned. Previous homes purchased solely as vacation homes or homes purchased for commercial rental purposes are not to be considered usual residences. However, if a previously owned home was originally purchased as a usual residence and later used as a vacation home or for commercial or rental purposes, the home is considered as being owned as a usual residence.

**Purchase price.** The purchase price refers to the price of the house or apartment and lot at the time the property was purchased. Closing costs are excluded from the purchase price, and for mobile homes the value of the land is excluded. Median purchase price is rounded to the nearest dollar.

**Major source of down payment.** This item refers to the source of the cash used for down payment or outright purchase of the property (house and lot). If more than one source applied, the one providing the largest portion of the down payment or outright purchase was recorded. Sale of previous home was indicated only if the previous home was sold during the 12-month period preceding the acquisition of the present home. Savings, or cash on hand includes money drawn from savings, such as bank deposits, credit unions, share accounts, savings bonds, certificates of deposits (CD's), money market funds, IRA or KEOGH accounts. Sale of other investment includes the sale of other real property or real estate other than the previous home or from the sale of other investments such as securities (common and preferred stock, municipal or corporate bonds, mutual funds), dissolved business ventures, etc. Borrowing other than a mortgage on this property was indicated if the present owner borrowed the down payment, even if the property was mortgaged.

Money received as a gift regardless of the source was categorized "inheritance or gift." "Land where building built used for financing" means the land on which the

structure was built was used as the present owner's equity in the property. Sources of down payment which do not fit any of the above categories were recorded in the "other category."

**Mortgages currently on property.** The owner or the owner's spouse was asked the number of mortgages or similar loans currently in effect on the home. For mobile homes, if there was a separate loan for the mobile home and for the land, two mortgages were recorded. A mortgage or similar debt refers to all forms of debt where the property is pledged as security for payment of the debt. It includes such debt instruments as deed of trust, trust deeds, mortgage bonds, and vendors' liens. In the first three arrangements, usually a third party, known as the trustee, holds the title to the property until the debt is paid. In the vendor lien arrangement, the title is kept by the buyer but the seller (vendor) reserves, in the deed to the buyer, a lien on the property to secure payment of the balance of the purchase price. Also included as a mortgage or similar debt are contracts to purchase, land contracts, and lease-purchase agreements where the title to the property remains with the seller until the agreed upon payments have been made by the buyer.

**Primary mortgage.** Data are shown in this report for primary mortgages and secondary mortgages. A mortgage is primary if it is the only one on the property. If two or more mortgages exist, one was designated as the primary mortgage. Detailed information on mortgages was collected in the AHS on the first two mortgages reported even if the unit had three or more mortgages. On the basis of this information one of the first two mortgages was considered to be the primary mortgage. The definition of the primary mortgage may not in all case totally agree with legal definitions of a "first mortgage." The following hierarchy was used to determine primary mortgage: (1) A VA, FHA or FmHA mortgage was automatically considered to be the primary mortgage. (2) If neither mortgage was a VA, FHA, or FmHA mortgage, an assumed mortgage was considered to be the primary mortgage. (3) If none of the above conditions existed, the mortgage obtain the year the home was purchased was considered to be the primary mortgage. (4) If both mortgages were obtained after the year of purchase, the one taken out first was considered to be the primary mortgage. (5) If all the above failed to designate a primary mortgage, the mortgage for the largest initial amount borrowed was considered the primary mortgage. All other mortgages were considered to be secondary.

**Type of primary mortgage.** Mortgage insurance is financial protection provided to the lender in case the borrower fails to keep up the required mortgage payments and defaults on the loan. Such insurance protection is offered by both the government, acting as an insurance agent, and

by private mortgage insurance companies. The Federal government agencies that currently insure or guarantee mortgages or similar debts include the Federal Housing Administration (FHA), and the Veteran's Administration (VA), and the Farmers Home Administration. The FHA insures home loans made by private lenders. The Farmers Home Administration provides much the same service as the FHA, but confines its assistance to rural areas. The VA guarantees or insures loans under the Servicemen's readjustment Act (GI Bill). Mortgage loans that are not insured by the FHA, VA, or Farmers Home Administration are referred to as "conventional" mortgages. Conventional mortgages and mortgage debts insured or guaranteed by State or local government agencies are shown in the tables as "Other Types."

**Lower cost State and local mortgages.** Data are shown for owners with one or more mortgages. These are loans generally one to three percent below the current mortgage interest rate at the time the loan was made. The loans are managed through State or local governments. Excluded are Federally funded VA programs.

**Mortgage origination.** Data are shown for owner-occupied units with one or more mortgages. For units with new mortgages, data are classified by the date the new mortgage was obtained in relation to the date the property was acquired. An assumed mortgage indicates that the present mortgage is the same mortgage that was assumed from the previous owner when the property was acquired and has not been refinanced. A wrap-around mortgage is a mortgage whose face value encompasses the unpaid balance of the first mortgage(s) plus the amount of any new funds extended by the wrap-around lender. "Combination of the above" means that there were more than one method of origination for the outstanding mortgages on the property.

**Payment plans of primary and secondary mortgages.**

Data are presented separately for primary and secondary mortgages. The term "payment" refers to regular principal and interest payments only, and not to payments for real estate taxes, property insurance, etc. Fixed payment, self amortizing mortgages have payments that do not change during the term of the loan, with the principal payments sufficient to pay off the loan completely within the stated term. Adjustable rate mortgages are mortgages whose interest rates could be changed during the life of the mortgage changing the amount of the payments required. In adjustable term mortgages, the amount of the payments stays constant, but the number of payments required to pay off the loan can change over time as interest rates change. Graduated payment mortgages allow monthly payments to change during the term of the mortgage by means other than a change in interest rate. These mortgages begin with lower payments which rise later in the life

of the mortgage. Balloon mortgages are mortgages in which only part or none of the principal is paid off during the term of the loan (which commonly is about 5 years). At the end of the term the principal is paid off in one lump sum, refinanced with a new loan, or extended by renewal of the loan.

**Lenders of primary and secondary mortgages.** This item is restricted to units with two or more mortgages. The data are classified by whether the money was borrowed from a firm (bank or other organization), the seller of the property, or from another individual. Other organizations consist of mortgage corporations, pension plans, credit unions, savings and loan associations, etc. Individuals include anyone who was not the most recent owner.

**Items included in primary mortgage payment.** The respondent was asked to indicate which items were included in the monthly mortgage payment besides principal and interest. These items included property taxes, property insurance, and other charges. Other charges which may include insurance premiums, disability insurances, life insurances, etc. may tally in more than one category.

**Year primary mortgage originated.** The year the primary mortgage was originated is the year the mortgage was signed. Medians for year primary mortgage originated are rounded to the nearest year.

**Term of primary mortgage at origination or assumption.** Term is the number of years from the date the new owners first obtained the present mortgage to the date the last payment is due according to the terms of the contract. Medians for term of primary mortgage are rounded to the nearest year.

**Remaining years mortgaged.** The owner or owner's spouse was asked the length of time it would take to pay off the loan at the current payments. The response reflects the amortization schedule. Medians for remaining years mortgaged are rounded to the nearest year.

**Current interest rate.** This item refers to the annual percentage rate in effect as of the date of the interview, not the rate when the mortgage was made, nor any imminent changes of which the respondent may be aware. Medians for current interest rate are rounded to the nearest tenth.

**Total outstanding principal amount.** The statistics shown represent the total amount of principal that would have to be paid off if the loan were paid off in full on the date of interview. Medians for outstanding principal amount are rounded to the nearest dollar.

**Current total loan as percent of value.** This percentage is computed by dividing the outstanding principal amount by the value of the housing unit. Medians for loan as a percent of value are rounded to the nearest tenth of a percent.

**Monthly housing costs.** The data presented for owner- and renter-occupied housing units. Monthly housing costs for owner-occupied units is the sum of monthly payments for all mortgages, or installment loans or contracts, real estate taxes (including taxes on mobile homes or trailer sites if the site is owned), property insurance, homeowners association fee, cooperative or condominium fee, mobile home park fee, land rent, utilities (electricity, gas, water, and sewage disposal), fuels (oil, coal, kerosene, wood, etc.), and garbage and trash collection. Monthly housing costs are not computed for households with a mortgage or similar debt that failed to report the amount of their loan or contract payment.

For renter-occupied housing units, monthly housing costs include the contract rent plus the estimated average monthly cost of utilities (electricity, gas and water) and fuels (oil, coal, kerosene, wood, etc.); property insurance, mobile home land rent, and garbage and trash collection if these items are paid for by the renter (or paid for by someone else, such as a relative, welfare agency, or friend) in addition to rent. Renter housing units occupied without payment of cash rent are shown separately as no cash rent. Monthly housing costs for vacant-for-rent housing units include rent asked.

Monthly housing costs are shown for all renters and all owners. In 1983 and earlier, the Annual Housing Survey published selected monthly housing costs and gross rent for specified owners and specified renters only. Table 19 in this report presents financial characteristics for specified owners and specified renters, which can be used for making comparisons with 1983 and earlier years. Medians for monthly housing costs are rounded to the nearest dollar.

**Monthly housing costs as percent of income.** The yearly housing costs (monthly housing costs multiplied by 12) are expressed as a percentage of the total income of the family or primary individual. This percentage is calculated for the same owner- and renter-occupied housing units for which "monthly housing costs" were computed (for exclusions, see "Monthly housing costs"). The percentage was computed separately for each unit and rounded to the nearest tenth of a percent. The measure was not computed for units where occupants reported no income or a net loss.

**Median monthly housing costs for owners.** Two additional medians are shown separately for owner-occupied units. The first median includes maintenance costs in addition to those items included in "Monthly housing costs," see above item. The second excludes second and subsequent mortgages, installment loans or contracts, and maintenance costs; but includes all remaining items listed in "Monthly housing costs."

**Rent paid by lodgers.** This item refers to a regular fixed rent, a set amount of money, billed or charged, that is paid at regular intervals by a lodger (usually weekly or monthly)

to a member of the household. The data are restricted to lodgers who are 14 years of age or older, nonrelatives of the householder or any co-owners or co-renters, and not a co-owner or co-renter themselves. In this item, the number of categories is the same as in 1984 but the distribution changed to: Less than \$100, \$100 to \$199, \$200 to \$299, \$300 to \$399 and \$400 or more. Medians for rent paid by lodgers are rounded to the nearest dollar.

**Property insurance.** This item refers to homeowner's/household's property insurance on the structure and its contents (such as furniture, appliances, clothing, etc.) and usually contains some liability insurance to protect occupants should visitors have an accident on the premises. Renters usually have household property insurance. The total cost is the most recent charges for the 12-month period preceding the interview for which the occupants have actually been billed. Yearly cost was divided by 12 before calculating a monthly median cost. Medians for property insurance are rounded to the nearest dollar.

**Cost and ownership sharing.** This item is restricted to owner-occupied housing units. Shared ownership is two or more names on a deed or title. Shared costs include only payments designated for mortgage or utility costs, whether paid directly to a mortgage or utility company, or to household members. "Not living here" means that one of the persons sharing the ownership or costs is not a household member.

**Monthly payment for principal and interest.** The data present the monthly dollar amount paid on the mortgage, for principal and interest only. It does not include that portion of the monthly payment used for property taxes, homeowner insurance, and/or other charges. Medians for monthly payment for principal and interest are rounded to the nearest dollar.

**Real estate taxes.** This item includes special assessments, school taxes, county taxes, and any other real estate taxes. Excluded are payments on delinquent taxes due from prior years. Rebates are subtracted from the total. When the real estate taxes are included with the mortgage, a separate amount for the taxes is obtained. To determine average monthly cost, yearly cost was divided by 12. Medians for real estate taxes are rounded to the nearest dollar.

**Annual taxes paid per \$1,000 value.** The annual real estate taxes paid per \$1,000 value of the property (house and lot) are presented. Medians for taxes per \$1,000 value are rounded to the nearest dollar.

**Routine maintenance in last year.** Routine maintenance consists of regular maintenance activities necessary for the preventive care of the structure, property and fixed

equipment items. Included are such things as painting, papering, floor sanding, restoration of some shingles, fixing of water pipes, replacement of parts of large equipment, such as furnace, repairing fences, gutters, sidewalks, decks, or patios, removal of dangerous trees, termite inspection, etc. Housecleaning is not included. Routine maintenance does not include work reported under the section on repairs, improvements and alterations. Medians for routine maintenance are rounded to the nearest dollar.

**Condominium and cooperative fee.** A condominium fee is a fee charged to the owners of the individual condominium unit on a regular basis. The fee covers all operating and maintenance costs of the common property; for example, halls, lobby, parking areas, laundry room, swimming pool, etc. and related administrative costs, such as utilities billed communally, management fees, etc.

The cooperative maintenance fee for a cooperative unit (also called carrying charges) is based on a percentage developed by dividing the value of the unit by the total value of the project at the time the cooperative corporation was formed. A cooperative maintenance fee is the share of the annual budget to be borne by the member living in the sample unit, including his/her share of the annual amount paid by the cooperative for real estate taxes, mortgage interest and operating cost. Medians for condominium and cooperative fees are rounded to the nearest dollar.

**Other housing costs per month.** A homeowner's association fee (excludes condominiums and cooperatives fees) is a fee charged for services such as upkeep of common property (painting hallways, cleaning lobbies, mowing lawns, repairing laundry facilities, paving parking areas, repairing street lights, etc.). The fee may include the use and maintenance of either indoor or outdoor swimming facilities or other recreational facilities (party rooms, tennis courts, basketball courts, exercise rooms, playground areas, etc.). Also the homeowner's association fee can include payments for security personnel such as security guards or services such as telephone answering service, maid service or other domestic help. Mobile home park fees are regular payments to the park management which could include site rental, utility charges, mail handling, and/or fees for the maintenance of common areas. In a few areas of the country, the people may own the unit, but not the land on which it stands. Land rent refers to land which is rented or leased from the land owner, and "ground rent" is paid. These leases are for long periods of time (50-100 years) when originated. The lease obligation transfers with the property and cannot be canceled. Medians for other housing costs are rounded to the nearest dollar.

**Rent reductions.** Rent control means that an increase in rent is regulated by law. The jurisdiction, state or local, mandates that percentage rent increases are set and must be approved by a board, agency, department, division, office etc.

The States of California, Connecticut, New Jersey, New York, and Massachusetts, as well as the District of Columbia, are the only States which have metropolitan areas with rent control. As a result, only 3 of the 11 metropolitan areas in 1988 show an estimate of rent control units. These include Buffalo, NY; Providence-Pawtucket-Warwick, RI-MA; and San Jose, CA. If a respondent answered "yes" to rent control in the remaining eight metropolitan areas, the answer was edited to "no".

A housing unit is classified as being in a public housing project if the structure in which the unit is located is owned by any local or state government agency, such as a housing and redevelopment authority or a housing development agency, and operated as public housing. These organizations may receive subsidies from the Federal or State government, but the local agency owns the property.

A housing unit is classified as being subsidized if under certain programs the respondent pays a lower rent because a Federal, State, or local government program pays part of the cost of construction, building mortgage, or operating expenses. These programs include (1) the rental assistance program where part of the rent for low-income families occupying the rental housing units is paid by the Department of Housing and Urban Development (HUD), (2) the FHA interest subsidy programs for rental and cooperative housing for low-income families, (3) the rent supplement program where part of the rent for low-income families occupying certain types of HUD-assisted rental housing projects is paid by the FHA, and (4) the direct loan program of HUD for housing the elderly. Units requiring income verification are subsidized units.

**Other activities on property.** Data presented excludes rental units. Property consists of one or more tracts of land which the respondent considers to be the same property, farm, ranch, estate. The tracts may be adjoining or they may be separated by a road, creek, or other piece of land. A commercial establishment may be located in the same building as the sample unit or it may be located elsewhere on the property (grocery store, restaurant, gasoline station, or veterinary office). Those housing units which have no recognizable alterations to the outside of the house are not considered as having a commercial establishment. For a condominium, this item refers to the sample unit only. A farm is not classified as a commercial establishment. A medical or dental office is a doctor's or dentist's office regularly visited by patients.

**Repairs, improvements, alterations in last 2 years.** The statistics refer to the 24 months prior to the date of the interview and are restricted to owner-occupied, one unit structures on less than 10 acres. The data are presented according to whether the repairs, improvements and alterations cost less than \$500 or \$500 or more. The total cost of the labor and materials was to be reported. However, if the labor was performed by the occupants or provided without charge, only the cost of the materials was obtained.

The cost pertains to the sum of the costs of the jobs if there were more than one job within the 2-year period.

## Repairs

**Roofs.** Work begun, but never completed, was not counted unless the work was currently in progress. All jobs were included no matter how small.

**Additions.** An addition is floor space built onto, above or below an existing house in order to increase the enclosed space within the house. All work must have been done after the original construction.

**Kitchens.** Kitchens added to space already enclosed within the structure were counted. Remodeling a kitchen could include replacing or adding installed equipment such as a garbage disposal, trash compactor, stove, or refrigerator; or it could include replacing or adding cabinets, counter tops, floors or lighting.

**Bathrooms.** Bathrooms added to space already enclosed within the structure were counted. Remodeling a bathroom could include replacing or adding installed equipment such as a shower door and fixtures, or vanity; or replacing or adding cabinets, counter tops, floors or lighting.

**Siding.** Work begun, but never completed was not counted unless the work was currently in progress. All jobs were included no matter how small.

**Storm doors/windows.** Used storm doors/windows were counted if new to the unit. Window or doors which were purchased but not yet installed were counted as long as the intentions were to install them.

**Major equipment.** Only installed equipment was counted. Dehumidifiers, heating equipment, portable dishwashers, or any other equipment which simply plugged in was not counted. Water heaters and heat pumps were counted as major equipment.

**Insulation.** Insulation included all forms of materials (foam, weather stripping, caulking) which is to remain in place. Plastic taped over windows in winter, but removed in summer was not counted.

**Other major work.** This category included other major repairs, alterations, or improvements costing over \$500 each.

**Government subsidy for repairs.** Low interest loans are loans more than one percent below the current market rate for home improvements at the time the loan was made.

The loans are designed by specific government programs for the purpose of home repair, and the money must be spent that way. Government programs can be Federal, State, or local.

## Household Characteristics

**Household.** A household consists of all the persons who occupy a housing unit. By definition, the count of households is the same as the count of occupied housing units.

**Householder.** The householder is the first household member 18 years old and over who is the owner or renter of the sample unit. If no household member occupying the sample unit owns or rents the unit, the householder is the first household member listed who is 18 years old or older. In cases where no household member listed owns or rents the unit or is 18 years or older, the first household member listed is the householder. Prior to 1980, the concept "head of household" was used. One person in each household was designated as the head, that is the person who was regarded as the head by the respondent. However, if a married woman living with her husband was reported as the head, her husband was considered the head for the purpose of simplifying the tabulations.

**Household composition by age of householder** Statistics by age of householder are presented separately for two-or-more-person households and for one-person households. Households having two or more persons are further subdivided as follows:

*Married-couple families, no nonrelatives.* Each household in this group consists of the householder and spouse, and other persons, if any, all of whom are related to the householder.

*Other male householder.* This category includes households with male householders who are married, but with wife absent because of separation or other reason where husband and wife maintain separate residences; and male householders who are widowed, divorced, or single. Also included are households with male householder, wife present and nonrelatives living with them.

*Other female householder.* This category includes households with female householders who are married, but with husband absent because of separation or other reason where husband and wife maintain separate residences; and female householders who are widowed, divorced, or single. Also included are households with female householder, husband present, and nonrelatives living with them.

Households consisting of only one person are shown separately for male householder and female householder under the category "one-person households."

**Family or primary individual.** Housing units are occupied by either families or primary individuals. The term "family" refers to the householder and all (one or more) other persons living in the same household who are related to the householder by blood, marriage or adoption. If the householder lives alone or with nonrelatives only, then the householder is considered a primary individual.

Married couples related to the householder of a family are included in the family and are not considered as separate families unless they reside in separate living quarters. A lodger, servant, or other person unrelated to the householder is considered a member of the household but not of the family.

In the statistics on household composition, families are always included in one of the three major groups of two-or-more-person households. Primary individuals with nonrelatives living with them are tabulated as two-or-more-person households and further subdivided as other male householder or female householder. Primary individuals living alone are always tabulated as one-person households.

**Subfamily.** A subfamily is a married couple with or without children or one parent with one or more own single (never married) children under 18 years old living in a household and related to the householder or spouse. The most common example of a subfamily is a young married couple sharing the home of the husband's or wife's parents.

**Age of householder.** The age classification refers to the age reported for the householder as of that person's last birthday.

**Elderly.** Data for elderly include all households with a householder of 65 years of age or over.

**Own never-married children under 18 years old.** Statistics on presence of own children of householders are shown in this report. A child under 18 years old is defined as an own child if he or she is a single (never married) son, daughter, stepchild, or adopted child of a householder. Own children of subfamilies are excluded from the total count of own children.

**Other relative of householder.** This category includes all persons related to the householder by blood, marriage, or adoption except spouse or own child under 18 years old.

**Nonrelative.** A nonrelative of the householder is any person in the household who is not related to the householder by blood, marriage, or adoption. Roomers, boarders, lodgers, partners, resident employees, wards, and foster children are included in this category.

**Years of school completed by householder.** The statistics refer to the highest grade of regular school completed, not to the highest grade attended. For persons still attending school, the highest grade completed is one less than

the one in which they are currently enrolled. Regular school refers to formal education obtained in graded public, private, or parochial schools, colleges, universities, or professional schools, whether day or night school, and whether attendance was full or part time. That is, regular schooling is formal education which may advance a person toward an elementary or high school diploma, college, university, or professional school degree. Schooling or tutoring in other than regular schools is counted only if the credits obtained are regarded as transferable to a school in the regular school system. Household members whose highest grade completed was in a foreign school system or in an upgraded school were instructed to report the approximate equivalent grade (or years) in the regular United States school system. Household members were not reported as having completed a given grade if they dropped out or failed to pass the last grade attended. Education received in the following types of schools is not counted as regular schooling: Vocational schools, trade schools, business schools, and noncredit adult education classes.

**Single children under 18 years old.** Single children include all persons under 18 years of age, who may or may not be related to the householder and are not married (i.e., widowed, divorced, separated, or never been married) at the time of the interview.

**Adults and single children under 18 years old.** Data are shown for all single children whether related to the householder or not by the age categories under 6 years old, 6 to 17 years old, and householder containing children in both age groups. The data are further divided by households headed by a married couple, other households with 2 or more adults, and households with one adult or none.

**Persons other than spouse or children.** Data are shown for households with the following types of people:

*Single adult offspring 18 to 29.* This category is restricted to persons who are offspring of the householder or the householder's spouse 18 to 29 years of age and not currently married.

*Single adult offspring 30 years of age or over.* This category is restricted to persons who are offspring of the householder or the householder's spouse 30 years of age or over and not currently married.

*Households with three generations.* This category includes situations where (1) both one or more children of the householder or spouse and one or more parents of the householder or spouse live in the unit, (2) both one or more parents of the householder or spouse and one or more grandparents of the householder or spouse, and (3) both one or more children of the householder or spouse and one or more grandchildren of the householder or spouse.

*Households with one subfamily.* For households with only one subfamily, data are shown for subfamily householders under 30 years of age, 30 to 64 years of age and 65 years of age and over.

*Household with other types of relatives.* This category excludes households where the only relatives of the householder present are the householder's spouse or children, and households where no relative of the householder is present.

*Co-owners or co-renters.* This category includes all households where more than one household member's name is on the deed of ownership, mortgage, land contract, contract to purchase or similar document; or more than one household member's name on the lease, or, if there is no lease, more than one household member is responsible for paying the rent.

*Lodgers.* Counts of lodgers are restricted to households with members unrelated to the householder, and who are 14 years of age and over are not co-owners, co-renters, or children of co-owners or co-renters who pay rent to another household member.

*Unrelated children under 18 years old.* This category includes all households with members under 18 years of age who are unrelated to the householder or spouse. The members under 18 cannot be co-owners, co-renters or lodgers.

*Other non-relatives.* This category includes all households with members 18 years of age and over who are unrelated to the householder or spouse. The members 18 and over cannot be co-owners, co-renters or lodgers.

*One or more secondary families.* This category includes households which have two or more persons meeting the sub-family definition except that none of the secondary family members are related to the householder or spouse.

*Households, none related to each other.* None of the household members are related to any other household member. Persons other than the householder may be co-owners, co-renters, or lodgers.

**Household moves and formation.** Data are shown for households which moved into the present unit during the 12 months prior to the date of the interview. The distributions are further classified by (1) whether the household moved together from the same unit, from two or more units, or moved at separate times, and (2) if previous householder(s) moved into the present unit.



Facsimile of the American Housing Survey Questionnaire: 1988

OMB No. 2525-0016; Approval Expires 3/31/89

NOTICE - All information which would permit identification of the individual will be held in strict confidence by the Bureau of the Census. It is to be used only for statistical purposes.

U.S. DEPARTMENT OF COMMERCE  
BUREAU OF THE CENSUS  
DEPARTMENT OF HOUSING AND URBAN DEVELOPMENT

**AMERICAN HOUSING SURVEY  
METROPOLITAN SAMPLE  
1988  
OCCUPIED HOUSING UNITS**

1. Control number  
PSU Segment Serial Panel  
-4101 F

2a. Date of first visit  
Month Day Year  
0010

b. Interviewer name

c. Interview method  
0013 1 Personal visit  
2 Telephone

3. Check item (See Control Card item 6.)  
Control number in sample last enumeration period - Fill item 4  
Control number in sample for first time this enumeration period - Skip to item 6

4. (See Control Card items 17 and 14.)  
Are any household members the same this time as last enumeration period?  
 URRE household  
0020 1 Yes  
2 No  
3 Don't know

5. Is this the same house/apartment/mobile home that was at this address last enumeration period? Mark if house/apartment. Ask if mobile home.  
0030 1 Yes  
2 No, for example, replacement mobile home, wrong unit interviewed last time, etc.

6. Type of interview  
0040 1 Regular occupied - (One or more "1's" in Control Card item 1. Go to item 20, page 3  
2 URRE occupied - (All "2's" in Control Card item 14) - Go to item 124, page 29  
4 Type A noninterview

7. Type A noninterview reason  
0050 0 No one home  
or  
1 Temporarily absent  
or  
2 Refused  
or  
3 Unable to locate  
or  
4 Other occupied - Specify

8. Occupancy status for Type A noninterviews.  
0060 1 Occupied as a usual residence by at least one person  
2 All occupants have a usual residence elsewhere  
3 Don't know  
Go to Control Card item 9e

9. Mortgage (See item 84, page 19.)  
0070 1 Mortgage information not required OR: callback not required.  
2 Callback required -  
3 Information obtained  
4 Unable to obtain information - Explain -

10-13. WASHINGTON USE ONLY

14a. Interviewer: Is there any information for this sample unit which should be reviewed by the office prior to data keying?  
0135 1 Review not required  
2 Review required

Notes

b. OFFICE USE ONLY  
0136 2 Review completed

15. OFFICE USE ONLY  
a. EDIT FOLLOWUP REQUIRED →   
0134 Page Item  
0137 Page Item  
0138 Page Item

b. SOURCE OF RESOLUTION  
0140 1 Respondent  
2 Interviewer  
3 Regional Office staff  
4 Washington  
5 Other - Specify

c. OFFICE USE ONLY  
0141 Editor's code  
0142

16. In what language was the interview conducted?  
0143 1 English  
2 Spanish  
3 Other - Specify

17. Address correction/address addition  
-B101  
First address line  
Second address line  
Place or city  
State ZIP Code

18-19. WASHINGTON USE ONLY

Notes



Facsimile of the American Housing Survey Questionnaire: 1988—Continued

| REGULAR OCCUPIED   |   |
|--|---|
| <p><b>MARK OR ASK</b></p> <p><b>20.</b> Are your living quarters in a —<br/>(Read all answer categories.)</p> <p>1 <input type="checkbox"/> Mobile home</p> <p>2 <input type="checkbox"/> One-unit building, detached from any other building</p> <p>3 <input type="checkbox"/> One-unit building, attached to one or more buildings — Skip to item 22a</p> <p>4 <input type="checkbox"/> Building with two or more apartments? — Skip to item 21b</p>   | <p>1240</p> <p>Number</p> <p>0 <input type="checkbox"/> None</p>  |
| <p><b>21a.</b> Are there any occupied or vacant apartments besides your own in the (building/mobile home)?</p> <p>1 <input type="checkbox"/> Yes — Fill Table X on Control Card, then go to item 21b</p> <p>2 <input type="checkbox"/> No — Skip to item 23 and mark box 1 or 4</p> <p><b>b.</b> How many apartments are in the (building/mobile home)?</p> <p>Number — Skip to item 23 and mark box 3 or 5</p>  | <p>1240</p> <p>Number</p> <p>0 <input type="checkbox"/> None</p>  |
| <p><b>22a.</b> Does your (house/apartment) share an attic or basement with the (house/apartment) next door?</p> <p>1 <input type="checkbox"/> Yes</p> <p>2 <input type="checkbox"/> No</p> <p>3 <input type="checkbox"/> Don't know</p> <p><b>b.</b> How many (houses/apartments) including your own share the attic or basement?</p> <p>Number — If one, reask item 22a and correct entry. If more than one, skip to item 23 and mark box 3.</p>  | <p>1270</p> <p>Number</p> <p>0 <input type="checkbox"/> None</p>  |
| <p><b>c.</b> Does your (house/apartment) share a furnace or boiler with the (house/apartment) next door?</p> <p>1 <input type="checkbox"/> Yes</p> <p>2 <input type="checkbox"/> No</p> <p>3 <input type="checkbox"/> Don't know</p> <p><b>d.</b> How many (houses/apartments) including your own share the furnace or boiler?</p> <p>Number — If one, reask item 22c and correct entry. If more than one, skip to item 23 and mark box 3.</p>   | <p>1280</p> <p>Number</p> <p>0 <input type="checkbox"/> None</p>  |
| <p><b>e.</b> Are there any occupied or vacant apartments besides your own in this house?</p> <p>1 <input type="checkbox"/> Yes — Fill Table X on Control Card, then go to item 23</p> <p>2 <input type="checkbox"/> No — Skip to item 23 and mark box 2</p> <p><b>f.</b> How many apartments including your own are in this house?</p> <p>Number — If one, reask item 22e and correct entry. If more than one, go to item 23 and mark box 3.</p>   | <p>1300</p> <p>Number</p> <p>0 <input type="checkbox"/> None</p>  |
| <p><b>23.</b> Check item Final structure type classification based on entries in items 20—22.</p> <p>1 <input type="checkbox"/> One-unit building — detached</p> <p>2 <input type="checkbox"/> One-unit building — attached</p> <p>3 <input type="checkbox"/> Two-or-more-unit building . . . . . } SKIP to item 25a</p> <p>4 <input type="checkbox"/> Mobile home — one unit . . . . . }</p> <p>5 <input type="checkbox"/> Mobile home — two-or-more units</p>  | <p>1310</p> <p>Number of family rooms, dens, recreation rooms and/or libraries</p> <p>0 <input type="checkbox"/> None</p>       |
| <p><b>24.</b> Is the house built —<br/>(Read answer categories until a "Yes" reply is received.)</p> <p>1 <input type="checkbox"/> With a basement under all the building?</p> <p>2 <input type="checkbox"/> With a basement under part of the building?</p> <p>3 <input type="checkbox"/> With a crawl space?</p> <p>4 <input type="checkbox"/> On a concrete slab?</p> <p>5 <input type="checkbox"/> In some other way? — Specify</p>  | <p>1320</p> <p>Number of rooms that are business space with direct access to outside</p> <p>0 <input type="checkbox"/> None</p> |
| <p><b>25a.</b> Is the (house/apartment) part of a condominium or cooperative?</p> <p>1 <input type="checkbox"/> No</p> <p>2 <input type="checkbox"/> Yes, condominium</p> <p>3 <input type="checkbox"/> Yes, cooperative</p> <p><b>b.</b> To the Census Bureau, a cooperative is property which is owned by a corporation. Each shareholder is entitled to occupy an individual unit. In this what you mean when you say this is a cooperative?</p> <p>1 <input type="checkbox"/> Yes</p> <p>2 <input type="checkbox"/> No — Reask item 25a and correct entry.</p> | <p>1330</p> <p>Number of other rooms, finished or unfinished</p> <p>0 <input type="checkbox"/> None</p>                         |

| REGULAR OCCUPIED — Continued  |   |
|---|---|
| <p><b>26a.</b> How many of each of the following rooms does the (house/apartment) have?<br/>(For a one room efficiency or studio apartment, enter "1" for living room, enter the correct number of bedrooms, and mark "None" for all other rooms.)</p> <p>(1) Bedrooms? . . . . .</p> <p>(2) Full bathrooms? (Hot and cold piped water AND sink AND flush toilet AND bathtub or shower) . . . . .</p> <p>(3) Half bathrooms? (Toilet OR bathtub OR shower) . . . . .</p> <p>(4) Kitchens? . . . . .</p> <p>(5) Living rooms? . . . . .</p> <p>(6) Separate dining rooms? . . . . .</p> <p><b>b.</b> Are there any other rooms?<br/>(Exclude halls, foyers, pantries, garages, porches or areas that aren't separated by a built-in, floor-to-ceiling wall extending at least a few inches into room.)</p> <p><b>c.</b> What are they?</p> | <p>1240</p> <p>Number</p> <p>0 <input type="checkbox"/> None</p> <p>1250</p> <p>Number</p> <p>0 <input type="checkbox"/> None</p> <p>1260</p> <p>Number</p> <p>0 <input type="checkbox"/> None</p> <p>1270</p> <p>Number</p> <p>0 <input type="checkbox"/> None</p> <p>1280</p> <p>Number</p> <p>0 <input type="checkbox"/> None</p> <p>1290</p> <p>Number</p> <p>0 <input type="checkbox"/> None</p> <p>1300</p> <p>1 <input type="checkbox"/> Yes<br/>2 <input type="checkbox"/> No — Skip to item 27</p> <p>1310</p> <p>Number of family rooms, dens, recreation rooms and/or libraries</p> <p>0 <input type="checkbox"/> None</p> <p>1320</p> <p>Number of rooms that are business space with direct access to outside</p> <p>0 <input type="checkbox"/> None</p> <p>1330</p> <p>Number of other rooms, finished or unfinished</p> <p>0 <input type="checkbox"/> None</p> |
| <p><b>27.</b> Does the (house/apartment) have a kitchen unit?<br/>(For this household's use only)</p> <p>1 <input type="checkbox"/> Yes</p> <p>2 <input type="checkbox"/> No</p>  | <p>1340</p> <p>1 <input type="checkbox"/> Yes<br/>2 <input type="checkbox"/> No</p>   |
| <p><b>28.</b> Check item (See item 26a.)</p> <p>1 <input type="checkbox"/> One or more full bathrooms — Skip to item 30a</p> <p>2 <input type="checkbox"/> No full bathrooms — Ask item 29a</p>   | <p>1350</p> <p>1 <input type="checkbox"/> Yes<br/>2 <input type="checkbox"/> No</p>   |
| <p><b>29a.</b> Does the (house/apartment) have a bathtub or shower for this household's use only?</p> <p>1 <input type="checkbox"/> Yes</p> <p>2 <input type="checkbox"/> No</p> <p><b>b.</b> Does the (house/apartment) have a flush toilet for this household's use only?</p> <p>1 <input type="checkbox"/> Yes</p> <p>2 <input type="checkbox"/> No — Skip to item 31a, page 5</p>   | <p>1360</p> <p>1 <input type="checkbox"/> Yes<br/>2 <input type="checkbox"/> No</p> <p>1370</p> <p>1 <input type="checkbox"/> Yes<br/>2 <input type="checkbox"/> No — Skip to item 31a, page 5</p>  |
| <p><b>30a.</b> In the last 3 months, was there any time when all the toilets in the home were not working?<br/>(While household was living here if less than 3 months)</p> <p>1 <input type="checkbox"/> Yes</p> <p>2 <input type="checkbox"/> No — Skip to item 31a, page 5</p> <p><b>b.</b> How many of these breakdowns lasted 6 hours or more?</p> <p>Number of toilet breakdowns lasting 6 hours or more</p> <p>0 <input type="checkbox"/> No toilet breakdowns lasting 6 hours or more</p>  | <p>1380</p> <p>Number of toilet breakdowns lasting 6 hours or more</p> <p>0 <input type="checkbox"/> No toilet breakdowns lasting 6 hours or more</p>   |

Facsimile of the American Housing Survey Questionnaire: 1988—Continued

| REGULAR OCCUPIED — Continued   |  |
|--|--|
| <p><b>31a.</b> Is all the wiring in the finished areas of your home concealed either in walls or metal coverings? (Exclude appliance cords, extension cords, chandelier cords, telephone or antenna wires.)</p> <p><b>b.</b> Does every room have an electric outlet or wall plug that works?</p> <p><b>c.</b> Have any fuses blown or circuit breakers tripped in the last 3 months? (For the home) (While household was living here if less than 3 months)</p> <p><b>d.</b> How many times in the last 3 months?</p>   | <p>1390 1 Yes, concealed<br/>2 No<br/>3 No electrical wiring — Skip to item 32a</p> <p>1400 1 Yes<br/>2 No</p> <p>1410 1 Yes<br/>2 No<br/>3 Don't know } Skip to item 32a</p> <p>1420 Number</p> <p>1430 1 Yes<br/>2 No — Skip to item 32c</p> <p>1440 1 Roof<br/>2 Basement<br/>3 Walls or around closed windows or closed doors<br/>4 Other — Specify</p> <p>1450 1 Yes<br/>2 No — Skip to item 32a</p> <p>1460 1 Own plumbing fixtures backed up and/or overflowed<br/>2 Pipes leaked (include pipe leaks from other apartments.)<br/>3 Other or unknown — Specify</p> <p>1470 1 Yes<br/>2 No — Skip to item 34a</p> <p>1480 1 Electricity<br/>2 Gas<br/>3 Fuel oil<br/>4 Kerosene or other liquid fuel<br/>5 Coal or coke<br/>6 Wood<br/>7 Solar energy<br/>8 Other — Specify</p> <p>1490 1 Yes<br/>2 No water stoppage — Skip to item 34a</p> <p>1500 0 None lasted 6 hours or more<br/>1 Water stoppages lasting 6 hours or more</p> <p>1510 1 Public or private water system — Skip to item 35a, page 6<br/>2 Individual well — Ask item 34b<br/>3 Spring<br/>4 Cistern<br/>5 Stream or lake<br/>6 Bored well<br/>7 Other — Specify } Skip to item 35a, page 6</p> <p>1520 1 Only this house/apartment<br/>2 2 to 5<br/>3 6 or more</p> <p>1530 1 Drilled<br/>2 Dug</p> |
| <p><b>32a.</b> Has water leaked into your home from outside doors in the last 12 months? (Exclude plumbing or other inside leaks.) (While household was living here if less than 12 months)</p> <p><b>b.</b> Where did the water come in? (Mark all that apply.)</p> <p><b>c.</b> Have there been water leaks in the house/apartment from INSIDE the building in the last 12 months? (While household was living here if less than 12 months)</p> <p><b>d.</b> Where did the water come from? (Mark all that apply.)</p> | <p>1540 1 Yes — Skip to item 35d<br/>2 No</p> <p>1550 1 Septic tank or cesspool — Ask item 35c<br/>2 Chemical toilet<br/>3 Outhouse or privy<br/>4 Other — Specify } Skip to item 36a</p> <p>1560 1 None<br/>2 One<br/>3 2 to 5<br/>4 6 or more</p> <p>1570 1 Yes<br/>2 No sewage breakdowns — Skip to item 36a</p> <p>1580 0 None lasted 6 hours<br/>1 Sewage breakdowns lasting 6 hours or more</p> <p>1590 1 Yes<br/>2 No — Skip to item 37a</p> <p>1600 1 Yes<br/>2 No</p> <p>1610 1 Yes<br/>2 No — Skip to item 38a</p> <p>1620 1 Yes<br/>2 No</p> <p>1630 1 Yes — Skip to item 38c<br/>2 No</p> <p>1640 1 Yes<br/>2 No } If both are "No," skip to item 39a</p> <p>1650 1 Yes<br/>2 No</p> <p>1660 1 Yes<br/>2 No</p> <p>1670 1 Electricity<br/>2 Gas<br/>3 Kerosene or other liquid fuel<br/>4 Coal or coke<br/>5 Wood<br/>6 Other — Specify } No fuel used</p> <p>1680 1 Yes<br/>2 No — Skip to item 40a, page 7</p> <p>1700 1 Yes<br/>2 No</p>  |

| REGULAR OCCUPIED — Continued   |   |
|--|---|
| <p><b>35a.</b> Is the (house/apartment) connected to a public sewer?</p> <p><b>b.</b> What means of sewage disposal does the (house/apartment) have?</p> <p><b>c.</b> How many (houses/apartments) are connected to the (septic tank/cesspool)?</p> <p><b>d.</b> Did the sewage system break down in the last 3 months? (So that it was completely unusable) (While household was living here if less than 3 months)</p> <p><b>e.</b> How many of these breakdowns lasted 6 hours or more?</p> | <p>1540 1 Yes — Skip to item 35d<br/>2 No</p> <p>1550 1 Septic tank or cesspool — Ask item 35c<br/>2 Chemical toilet<br/>3 Outhouse or privy<br/>4 Other — Specify } Skip to item 36a</p> <p>1560 1 None<br/>2 One<br/>3 2 to 5<br/>4 6 or more</p> <p>1570 1 Yes<br/>2 No sewage breakdowns — Skip to item 36a</p> <p>1580 0 None lasted 6 hours<br/>1 Sewage breakdowns lasting 6 hours or more</p> <p>1590 1 Yes<br/>2 No — Skip to item 37a</p> <p>1600 1 Yes<br/>2 No</p> <p>1610 1 Yes<br/>2 No — Skip to item 38a</p> <p>1620 1 Yes<br/>2 No</p> <p>1630 1 Yes — Skip to item 38c<br/>2 No</p> <p>1640 1 Yes<br/>2 No } If both are "No," skip to item 39a</p> <p>1650 1 Yes<br/>2 No</p> <p>1660 1 Yes<br/>2 No</p> <p>1670 1 Electricity<br/>2 Gas<br/>3 Kerosene or other liquid fuel<br/>4 Coal or coke<br/>5 Wood<br/>6 Other — Specify } No fuel used</p> <p>1680 1 Yes<br/>2 No — Skip to item 40a, page 7</p> <p>1700 1 Yes<br/>2 No</p> |
| <p><b>36a.</b> Does your (house/apartment) have a refrigerator? (For this household's use only) (Exclude ice boxes.)</p> <p><b>b.</b> Is it more than 5 years old? (Age of newest if two or more)</p>  | <p>1690 1 Yes<br/>2 No — Skip to item 37a</p> <p>1700 1 Yes<br/>2 No</p>  |
| <p><b>37a.</b> Does your (house/apartment) have a garbage disposal in the sink?</p> <p><b>b.</b> Is it more than 5 years old?</p>  | <p>1610 1 Yes<br/>2 No — Skip to item 38a</p> <p>1620 1 Yes<br/>2 No</p>  |
| <p><b>38a.</b> Does your (house/apartment) have a cookstove or range with an oven? (For this household's use only) (Include microwaves. Exclude toaster-ovens and portable burners.)</p> <p><b>b.</b> Does your (house/apartment) have — (1) an oven? (Include microwaves.) (Exclude toaster-ovens.) (2) cooking burners? (Exclude portable burners.)</p> <p><b>c.</b> Is it more than 5 years old? (Age of newest if two or more)</p> <p><b>d.</b> What fuel is used MOST for cooking?</p>    | <p>1630 1 Yes — Skip to item 38c<br/>2 No</p> <p>1640 1 Yes<br/>2 No } If both are "No," skip to item 39a</p> <p>1650 1 Yes<br/>2 No</p> <p>1660 1 Yes<br/>2 No</p> <p>1670 1 Electricity<br/>2 Gas<br/>3 Kerosene or other liquid fuel<br/>4 Coal or coke<br/>5 Wood<br/>6 Other — Specify } No fuel used</p> <p>1680 1 Yes<br/>2 No — Skip to item 40a, page 7</p> <p>1700 1 Yes<br/>2 No</p>   |
| <p><b>39a.</b> Does your (house/apartment) have a dishwasher?</p> <p><b>b.</b> Is it more than 5 years old?</p>  | <p>1690 1 Yes<br/>2 No — Skip to item 40a, page 7</p> <p>1700 1 Yes<br/>2 No</p>  |

Facsimile of the American Housing Survey Questionnaire: 1988—Continued

**REGULAR OCCUPIED — Continued**

40a. Does your house/apartment have a washing machine (----) in the apartment?   
 1710  Yes   
 2  No — Skip to item 41a

b. Is it more than 5 years old?   
 1720  Yes   
 2  No

41a. Does your house/apartment have a clothes dryer (----) in the apartment?   
 1730  Yes   
 2  No — Skip to item 42a

b. Is it more than 5 years old?   
 1740  Yes   
 2  No

c. What kind of fuel does the dryer use?   
 1750  Electricity   
 2  Gas   
 3  Other — Specify \_\_\_\_\_

42a. Does your house/apartment have central air conditioning?   
 1760  Yes   
 2  No — Skip to item 42c

b. What kind of fuel does it use?   
 1770  Electricity   
 2  Gas   
 3  Other — Specify \_\_\_\_\_ } Skip to item 43a

c. Do you use any room air conditioners?   
 1780  Yes   
 2  No — Skip to item 43a

d. How many?   
 1790 \_\_\_\_\_ Number

43a. What fuel is used MOST for heating the house/apartment?   
 1800  Electricity   
 2  Gas   
 3  Fuel oil   
 4  Kerosene or other liquid fuel   
 5  Coal or coke   
 6  Wood   
 7  Solar energy   
 8  Other — Specify \_\_\_\_\_   
 9  None — Skip to item 44, page 6

b. Besides (Fuel marked in item 43a), what other fuel is used for heating the house/apartment?   
 (Mark all that apply.)   
 1810  Electricity   
 2  Gas   
 3  Fuel oil   
 4  Kerosene or other liquid fuel   
 5  Coal or coke   
 6  Wood   
 7  Solar energy   
 8  Other — Specify \_\_\_\_\_   
 9  None

Notes

**REGULAR OCCUPIED — Continued**

44. Does the (house/apartment) have a usable fireplace?   
 1820  Yes   
 2  No

PLEASE LOOK AT THIS CARD.   
 1840  A central warm-air furnace (with air vents or ducts to the individual rooms)   
 2  Steam or hot-water system (radiators or other system using steam or hot water)   
 3  Electric heat pump   
 4  Other built-in electric units (permanently installed in wall, ceiling, or baseboard)   
 5  Floor, wall, or other built-in, hot-air heater without ducts   
 6  Room heaters — (Is it /Are they) ?   
 a  Kerosene, gas, or oil heaters, VENTED to the outside through a chimney, flue, or pipes?   
 7  UNVENTED gas, oil, or kerosene heaters?   
 8  Portable electric heaters?   
 9  Stoves(s)   
 10  Fireplace(s) WITH inserts (installed equipment designed to circulate more heat into the room)   
 11  Fireplace(s) with NO inserts   
 12  Other — Specify \_\_\_\_\_   
 13  None — Skip to item 48a, page 9

48a. What other kinds of heating equipment does the (house/apartment) have or use? (Mark all that apply.)   
 1850  A central warm-air furnace (with air vents or ducts to the individual rooms)   
 2  Steam or hot-water system (radiators or other system using steam or hot water)   
 3  Electric heat pump   
 4  Other built-in electric units (permanently installed in wall, ceiling, or baseboard)   
 5  Floor, wall, or other built-in, hot-air heater without ducts   
 6  Room heaters — (Is it /Are they) ?   
 a  Kerosene, gas, or oil heaters, VENTED to the outside through a chimney, flue, or pipes?   
 7  UNVENTED gas, oil, or kerosene heaters?   
 8  Portable electric heaters?   
 9  Stoves(s)   
 10  Fireplace(s) WITH inserts (installed equipment designed to circulate more heat into the room)   
 11  Fireplace(s) with NO inserts   
 12  Other — Specify \_\_\_\_\_   
 13  None — Go to item 47a, page 9

b. Anything else?   
 Yes — Mark appropriate box(es), then go to item 47a, page 9   
 No — Go to item 47a, page 9

Notes

Facsimile of the American Housing Survey Questionnaire: 1988—Continued

| REGULAR OCCUPIED - Continued   |   |
|--|---|
| 47a. Last winter was there any time when the (house/apartment) was closed for 24 hours or more that it caused anyone in your household discomforts?                          | 1985 1 <input type="checkbox"/> Yes<br>2 <input type="checkbox"/> No<br>3 <input type="checkbox"/> Did not live here last winter } Skip to item 48a   |
| b. Was that because the heating equipment broke down?  | 1985 1 <input type="checkbox"/> Yes<br>2 <input type="checkbox"/> No, didn't break down - Skip to item 47c  |
| c. How many times did it (they all) break down for 8 hours or more?  | 1980 _____ Number of breakdowns lasting 8 hours or more<br>0 <input type="checkbox"/> Never broken for 8 hours<br>1 <input type="checkbox"/> Yes<br>2 <input type="checkbox"/> No - Skip to item 48a  |
| d. Was it cold for any other reason?   | 1910 1 <input type="checkbox"/> Yes<br>2 <input type="checkbox"/> No - Skip to item 48a   |
| e. What was the reason?  | 1920 1 <input type="checkbox"/> Utility interruption<br>2 <input type="checkbox"/> Inadequate heating capacity<br>3 <input type="checkbox"/> Inadequate insulation<br>7 <input type="checkbox"/> Other - Specify _____  |
| 48a. Does the (house/apartment) have a porch, deck, balcony, or patio?<br>(Measuring at least four feet by four feet)<br>(Exclude if already counted as a room.)             | 1930 1 <input type="checkbox"/> Yes<br>2 <input type="checkbox"/> No  |
| b. Does the (house/apartment) have open cracks or holes in the inside walls or ceilings?<br>(Cracks thicker than a dime)   | 1940 1 <input type="checkbox"/> Yes<br>2 <input type="checkbox"/> No  |
| c. Does the (house/apartment) have holes in the floors?<br>(Big enough for someone to trip in)   | 1950 1 <input type="checkbox"/> Yes<br>2 <input type="checkbox"/> No  |
| d. Does the (house/apartment) have any area of peeling paint or broken plaster bigger than 8 inches by 11 inches?<br>(The size of a weekly news magazine or standard letter) | 1960 1 <input type="checkbox"/> Yes<br>2 <input type="checkbox"/> No  |
| e. In the last 3 months have you seen any rats or signs of rats in the building?   | 1970 1 <input type="checkbox"/> Yes<br>2 <input type="checkbox"/> No  |
| 49. On a scale of 1 to 10, how would you rate the (house/apartment) as a place to live? 1 is best, 10 is worst.  | 1980 _____  |
| 50a. How would you rate the neighborhood on a scale of 1 to 10? 1 is best, 10 is worst.<br>(Mark "No neighborhood," if respondent volunteers this answer.)                   | 1980 0 <input type="checkbox"/> No neighborhood - Skip to item 51a, page 10<br>2000 1 <input type="checkbox"/> Yes<br>2 <input type="checkbox"/> No - Skip to item 51a, page 10   |
| b. Is there anything about the neighborhood that bothers you?  | 2010 1 <input type="checkbox"/> No problem<br>2 <input type="checkbox"/> Crime<br>3 <input type="checkbox"/> Noise<br>4 <input type="checkbox"/> Traffic<br>5 <input type="checkbox"/> Litter or housing deterioration<br>6 <input type="checkbox"/> Poor city/county services<br>7 <input type="checkbox"/> Undesirable commercial, institutional, or industrial property<br>8 <input type="checkbox"/> People<br>9 <input type="checkbox"/> Other |
| c. What?   | (Write exact words and mark all that apply.)  |

| REGULAR OCCUPIED - Continued  |   |
|---|---|
| 51a. Check item Mark first box that applies. (See Control Card item 25.)  | 2030 1 <input type="checkbox"/> A private company or person wanted to use it for some purpose.<br>2 <input type="checkbox"/> Forced to leave by the government<br>3 <input type="checkbox"/> Disaster loss (fire, flood, etc.)<br>4 <input type="checkbox"/> New job or job transfer<br>5 <input type="checkbox"/> To be closer to work/school/other<br>6 <input type="checkbox"/> Other, financial/employment related<br>7 <input type="checkbox"/> To establish own household<br>8 <input type="checkbox"/> Needed larger house or apartment<br>9 <input type="checkbox"/> Married, widowed, divorced, or separated<br>10 <input type="checkbox"/> Other, family/personal related<br>11 <input type="checkbox"/> Wanted better quality house (apartment)<br>12 <input type="checkbox"/> Change from owner to renter OR renter to owner to maintain<br>13 <input type="checkbox"/> Wanted lower rent or less expensive house<br>14 <input type="checkbox"/> Other housing related reasons<br>15 <input type="checkbox"/> Other - Specify _____ |
| 51b. (See Control Card item 8b.)  | 2040 1 <input type="checkbox"/> Owned - Skip to item 73a, page 16<br>2 <input type="checkbox"/> Rented - Skip to item 64a, page 14<br>3 <input type="checkbox"/> No cash rent - Skip to item 64c, page 14   |
| 52a. What are the reasons you moved from your last residence?<br>(Mark all that apply.)                               | 2070 0 <input type="checkbox"/> All reasons of equal importance<br>Number from item 52a   |
| b. MARK if only one box checked in item 52a OR ASK if two or more boxes checked - What is the MAJOR reason you moved? | 2070 0 <input type="checkbox"/> All reasons of equal importance<br>Number from item 52a   |
| 53. Check item (Mark first box that applies.)   | 2080 1 <input type="checkbox"/> Box 1 marked in item 52a - Ask item 54a<br>2 <input type="checkbox"/> Box 2 marked in item 52a - Skip to item 54b<br>3 <input type="checkbox"/> Boxes 1 and 2 blank in item 52a - Skip to item 54c  |
| 54a. Did you leave -  | 2080 1 <input type="checkbox"/> Yes - Skip to item 55a, page 11<br>2 <input type="checkbox"/> No  |
| (1) Because the owner, or members of the owner's family, were going to move into that residence?                      | 2080 1 <input type="checkbox"/> Yes - Skip to item 55a, page 11<br>2 <input type="checkbox"/> No  |
| (2) Because that unit was going to become a condominium or cooperative?   | 2080 1 <input type="checkbox"/> Yes - Skip to item 55a, page 11<br>2 <input type="checkbox"/> No  |
| (3) Because that residence was closed for repairs?  | 3100 1 <input type="checkbox"/> Yes } Skip to item 55a, page 11<br>2 <input type="checkbox"/> No  |
| b. Did you leave -  | 2110 1 <input type="checkbox"/> Yes - Skip to item 55a, page 11<br>2 <input type="checkbox"/> No  |
| (1) Because the government wanted to use the land or building for some other purpose?                                 | 2120 1 <input type="checkbox"/> Yes } Skip to item 55a, page 11<br>2 <input type="checkbox"/> No  |
| (2) Because that residence was condemned by the government as unfit for occupancy?                                    | 2120 1 <input type="checkbox"/> Yes } Skip to item 55a, page 11<br>2 <input type="checkbox"/> No  |
| c. In addition to the reasons given, did you leave -  | 2130 1 <input type="checkbox"/> Yes - Ask (2)<br>2 <input type="checkbox"/> No - Skip to (5)  |
| (1) Because a private company or person wanted to use it for some purpose?  | 2140 1 <input type="checkbox"/> Yes - Skip to item 55a, page 11<br>2 <input type="checkbox"/> No - Ask (3)  |
| (2) Was that because the owner or members of the owner's family were going to move into that residence?               | 2150 1 <input type="checkbox"/> Yes - Skip to item 55a, page 11<br>2 <input type="checkbox"/> No - Ask (4)  |
| (3) Because it was going to be a condominium or cooperative?  | 2160 1 <input type="checkbox"/> Yes } Skip to item 55a, page 11<br>2 <input type="checkbox"/> No  |
| (4) Because it was closed for repairs?  | 2170 1 <input type="checkbox"/> Yes - Ask (8)<br>2 <input type="checkbox"/> No - Skip to item 55a, page 11  |
| (5) Because the government forced you to leave?   | 2180 1 <input type="checkbox"/> Yes - Skip to item 55a, page 11<br>2 <input type="checkbox"/> No - Ask (7)  |
| (6) Was that because the government wanted to use the land or building for some other purpose?                        | 2190 1 <input type="checkbox"/> Yes<br>2 <input type="checkbox"/> No  |
| (7) Because it was condemned by the government as unfit for occupancy?  | 2190 1 <input type="checkbox"/> Yes<br>2 <input type="checkbox"/> No  |

Facsimile of the American Housing Survey Questionnaire: 1988—Continued

| REGULAR OCCUPIED — Continued  |  |
|---|--|
| 55a. When you were going to move, did you look for a (house/apartment) in any neighborhood other than this?   | 2200 1 <input type="checkbox"/> Yes<br>2 <input type="checkbox"/> No   |
| b. Why did you choose this NEIGHBORHOOD? (Write exact words and mark all that apply.)   | 2210<br><input type="checkbox"/> Convenient to job<br><input type="checkbox"/> Convenient to friends or relatives<br><input type="checkbox"/> Convenient to leisure activities<br><input type="checkbox"/> Convenient to public transportation<br><input type="checkbox"/> Good schools<br><input type="checkbox"/> Other public services<br><input type="checkbox"/> Looks/design of neighborhood<br><input type="checkbox"/> House was most important consideration<br><input type="checkbox"/> Other<br><br>2230 _____ Box number from item 55b<br><input type="checkbox"/> All reasons of equal importance |
| 56a. Before you moved, did you look at both (houses/mobile homes) and apartments?   | 2240 1 <input type="checkbox"/> Yes<br>2 <input type="checkbox"/> No<br>3 <input type="checkbox"/> Looked at only this unit  |
| b. Why did you choose this particular (house/apartment)? (Write exact words and mark all that apply.)   | 2250<br><input type="checkbox"/> Financial reasons<br><input type="checkbox"/> Room layout/design<br><input type="checkbox"/> Kitchen<br><input type="checkbox"/> Size<br><input type="checkbox"/> Exterior appearance<br><input type="checkbox"/> Yard/trees/view<br><input type="checkbox"/> Quality of construction<br><input type="checkbox"/> Only one available<br><input type="checkbox"/> Other — Specify _____  |
| c. What is the MAIN reason you chose this (house/apartment)?  | 2270 _____ Box number from item 55b<br><input type="checkbox"/> All reasons of equal importance  |
| 57. Is this neighborhood better, worse, or about the same as your last neighborhood?  | 2280 1 <input type="checkbox"/> Better<br>2 <input type="checkbox"/> Worse<br>3 <input type="checkbox"/> About the same<br>4 <input type="checkbox"/> Same neighborhood  |
| 58. Is this (house/apartment) better, worse, or about the same as your last home?   | 2290 1 <input type="checkbox"/> Better<br>2 <input type="checkbox"/> Worse<br>3 <input type="checkbox"/> About the same  |
| 59. Check item (See Control Card item 25.)<br><input type="checkbox"/> Only one person moved in after (last enumeration/January 1, 1985) — Skip to item 61a, page 12, and continue with item 61b<br><input type="checkbox"/> Two or more persons moved in after (last enumeration/January 1, 1985) — Ask item 60a                               |  |
| 60a. Earlier you told me that... (Specify names of movers) moved into this (house/apartment) (since we were here last/after January 1, 1985). Did all of (you/them) move here from the same previous residence?   | 2300 1 <input type="checkbox"/> Yes<br>2 <input type="checkbox"/> No — Skip to item 61a, page 12   |
| b. INTERVIEWER INSTRUCTION (See Control Card item 26.)<br>If all moved in within a 6-month period — Skip to item 61a, page 12, enter line numbers in Group 1 column, and continue with item 61b<br>If people moved in more than 6 months apart — Put them in separate groups in item 61a on pages 12 and 13 and ask items 61b—m for each group. |  |

| REGULAR OCCUPIED — Continued   |   |
|--|---|
| 61a. Which people moved here from the same previous residence? (Enter line numbers of all people who came from the previous residence but more than 6 months apart, put them in separate groups. Then ask items 61b—m for each mover group.)                               | 2310 _____ Line numbers<br>2320 _____<br>2330 _____<br>2340 <input type="checkbox"/> Outside U.S. — Skip to item 61n  |
| b. What city, county, and State did... (Specify names for line numbers in item 61a) (you/they) live in just before moving here? (Enter 2-character State code from fishcard.)  | 2340<br>City or place _____<br>County _____<br>State _____<br>ZIP Code _____<br><input type="checkbox"/> Yes<br><input type="checkbox"/> No or not incorporated; place<br><input type="checkbox"/> Don't know   |
| c. What was the ZIP Code?  | 2370 _____ Zone code<br><input type="checkbox"/> Off map  |
| d. Did (you/they) live inside the incorporated limits of (City above)?   | 2380 <input type="checkbox"/> Yes<br><input type="checkbox"/> No or not incorporated; place<br><input type="checkbox"/> Don't know  |
| e. Enter zone number OR hand respondent zone map and ask — This map is divided into zones. Which zone did... (Specify names for line numbers in item 61a) (you/they) live in just before moving here? If necessary, obtain any other information needed to locate on map.) | 2390 _____ Zone alpha (if any)  |
| f. Was that residence (Read all answer categories.)  | 2390 1 <input type="checkbox"/> A house?<br>2 <input type="checkbox"/> An apartment?<br>3 <input type="checkbox"/> A mobile home?<br>4 <input type="checkbox"/> Or some other type of residence? — Skip to item 61n.  |
| g. Was that home (Read all answer categories.)   | 2400 1 <input type="checkbox"/> Owned or being bought by someone in that household?<br>2 <input type="checkbox"/> Rented for cash?<br>3 <input type="checkbox"/> Occupied without payment of cash rent?<br>4 <input type="checkbox"/> No — Skip to item 61j<br>5 <input type="checkbox"/> Yes, condominium<br>6 <input type="checkbox"/> Yes, cooperative |
| h. Was that part of a condominium or cooperative?  | 2410 <input type="checkbox"/> Yes<br><input type="checkbox"/> No — Reask item 61h and correct entry   |
| i. To the Census Bureau, a cooperative is property which is owned by a cooperative. Each shareholder is entitled to occupy an individual unit. Is this what you mean when you say this is a cooperative?   | 2420 <input type="checkbox"/> Yes — If one, skip to item 61m; if more than one, ask item 61k<br><input type="checkbox"/> No   |
| j. How many people lived in that household just before the move?   | 2430 <input type="checkbox"/> Yes — Skip to item 61m<br><input type="checkbox"/> No   |
| k. Was that home (owned/rented) by someone who moved here?   | 2440 <input type="checkbox"/> Yes<br><input type="checkbox"/> No  |
| l. Was it (owned/rented) by a relative?  | 2450 1 <input type="checkbox"/> Increased<br><input type="checkbox"/> Stayed about same<br><input type="checkbox"/> Decreased<br><input type="checkbox"/> Don't know  |
| m. When... (Specify names for line number in item 61a) and you moved, did (your/their) housing costs increase, decrease, or stay about the same, including utilities and (mortgage/rent)? (Compare their share, if not whole household.)                                   | 2460 _____  |
| n. Go to next mover group. If none, go to item 62, page 14.  |   |

Facsimile of the American Housing Survey Questionnaire: 1988—Continued

| REGULAR OCCUPIED - Continued |              | REGULAR OCCUPIED - Continued |              |
|------------------------------|--------------|------------------------------|--------------|
| GROUP 2                      | GROUP 3      | GROUP 4                      | GROUP 5      |
| Line numbers                 | Line numbers | Line numbers                 | Line numbers |
| 2310                         | 2310         | 2310                         | 2310         |
| 2320                         | 2320         | 2320                         | 2320         |
| 2330                         | 2330         | 2330                         | 2330         |
| 2340                         | 2340         | 2340                         | 2340         |
| 2350                         | 2350         | 2350                         | 2350         |
| 2360                         | 2360         | 2360                         | 2360         |
| 2370                         | 2370         | 2370                         | 2370         |
| 2380                         | 2380         | 2380                         | 2380         |
| 2390                         | 2390         | 2390                         | 2390         |
| 2400                         | 2400         | 2400                         | 2400         |
| 2410                         | 2410         | 2410                         | 2410         |
| 2420                         | 2420         | 2420                         | 2420         |
| 2430                         | 2430         | 2430                         | 2430         |
| 2440                         | 2440         | 2440                         | 2440         |

| REGULAR OCCUPIED - Continued   |  |
|--|--|
| 62. INTRODUCTION: The next questions are about your current residence.   |  |
| 63. Check item (See Control Card item 8b.)<br>Current residence is -<br><input type="checkbox"/> Owned - Skip to item 73a, page 16<br><input type="checkbox"/> Rented - Go to item 64a<br><input type="checkbox"/> No cash rent - Skip to item 64c |  |
| 64a. How often is the rent due?<br>2800 Times per year<br>12 Monthly<br>2810 00  |  |
| b. How much is the rent?<br>(If parking priced separately, exclude it here and mark NO to items 64m and 64n, without asking.)<br>2810 \$ 00  |  |
| 6. Check item (See item 23, page 3.)<br><input type="checkbox"/> Mobile home either one-unit or two-or-more-units - Ask item 64d<br><input type="checkbox"/> Not a mobile home - Skip to item 64m  |  |
| d. Do you pay separate rent for the land?<br>2811 <input type="checkbox"/> Yes<br><input type="checkbox"/> No - Skip to item 64g   |  |
| e. How many times a year is the (land/site) rent due?<br>2812 Times per year<br>12 Monthly   |  |
| f. What is the cost each... (Billing period)?<br>2813 \$ 00<br>0 No cash rent<br>1 Included in mobile home park fee or association fee   |  |
| g. (In addition to the land rent), do you pay any (additional) mobile home park fee?<br>3850 <input type="checkbox"/> Yes<br><input type="checkbox"/> No - Skip to item 64j  |  |
| h. How many times a year is the fee due?<br>3855 Times per year<br>12 Monthly  |  |
| i. What is the cost each... (Billing period)?<br>3850 \$ 00<br>0 Included in mobile home rent  |  |
| j. Are there any (other) required fees for utility hookups, mobile home association fees, and so forth?<br>2817 <input type="checkbox"/> Yes<br><input type="checkbox"/> No - Skip to item 64m   |  |
| k. How many times a year are the fees due?<br>2818 Times per year<br>12 Monthly  |  |
| l. What is the average cost each... (Billing period) for these fees?<br>2818 \$ 00   |  |
| m. Is a garage or carport included (in the rent/with the home)?<br>2820 <input type="checkbox"/> Yes - Skip to item 65a, page 15<br><input type="checkbox"/> No  |  |
| n. Is an offstreet parking space included?<br>2820 <input type="checkbox"/> Yes<br><input type="checkbox"/> No   |  |
| Notes  |  |

Facsimile of the American Housing Survey Questionnaire: 1988—Continued

### REGULAR OCCUPIED — Continued

**65a.** Is the building owned by a public housing authority?  
 Yes — Skip to item 66  
 No

**b.** Does the Federal Government pay some of the cost of the unit?  
 Yes — Skip to item 68  
 No

**c.** Does the State or local government pay some of the cost of the unit?  
 Yes — Skip to item 66  
 No

**d.** Do (you/the people living here) have to report the household's income to someone every year so they can set the rent?  
 Yes — Skip to item 66  
 No

**e.** Is there rent control on the unit?  
 Yes — Skip to item 66  
 No

**f.** Is the rent adjusted because someone in the household works for or is related to the owner?  
 Yes  
 No

**66.** Check item (See item 23, page 3.)  
 Mobile home either one-unit or two-or-more-units — Skip to item 68  
 Not a mobile home — Ask item 67

**67.** About when was the building originally built?  
 2840  1979  
 2850  1975-78  
 2860  1970-74  
 2870  1960-69  
 2880  1950-59  
 2890  1940-49  
 2900  1930-39  
 2910  1920-29  
 2920  1919 or earlier  
 1980 or later  
 Skip to item 70

**68.** Excluding the dealer's lot, is this the first site on which this mobile home was placed?  
 Yes, first site  
 No, moved from another site  
 Don't know

**69.** What is the model year of the mobile home?  
 2930  1979  
 2940  1975-78  
 2950  1970-74  
 2960  1960-69  
 2970  1950-59  
 2980  1940-49  
 2990  1939 or earlier  
 1980 or later  
 Ask item 70

**70.** Were you the first (person/people) to occupy this home or did someone else live here before you?  
 First occupants  
 Previously occupied

### REGULAR OCCUPIED — Continued

**71.** Check item (See item 23, page 3.)  
 Two-or-more-unit building or two-or-more-unit mobile home — Skip to item 109a, page 24  
 All others — Ask item 72a

**72a.** How large is the (to/late)? (include all connecting land that is owned or that is rented with the home.) (If over 1 acre, drop any fractions, don't round up. If under one acre, convert to approximate square feet.)  
 2880 \_\_\_\_\_ Square feet  
 2890 \_\_\_\_\_ Feet by \_\_\_\_\_ feet  
 3000 \_\_\_\_\_ OR \_\_\_\_\_  
 3010 \_\_\_\_\_ Whole acres  
 3020 \_\_\_\_\_ Don't know — Ask item 72b  
 MARK OR ASK —  Yes  No  Skip to item 109a, page 24

**72b.** In it more than 10 acres?  
 Yes  
 No

**NOTE —** Ask all categories in item 73a before proceeding to item 73b.

**73a.** These questions are about major repairs, improvements or alterations made to the (house/apartment) in the last 2 years. (Count work only once, include work in progress.) (While living here if less than 2 years)

**(1)** Was all or part of the roof replaced in the last 2 years?  
 2850  Yes, all  Yes, part  No

**(2)** Were any additions built?  
 2870  Yes  No

**(3)** Was the kitchen remodeled or a kitchen added?  
 2890  Yes  No

**(4)** Were any bathrooms remodeled or added?  
 2710  Yes  No

**(5)** Was any siding replaced or added in the last 2 years?  
 2730  Yes  No

**(6)** Were any new storm doors or storm windows bought and installed?  
 2750  Yes  No

**(7)** Was any major equipment, such as a furnace or central air conditioning replaced or added?  
 2770  Yes  No

**(8)** Was insulation added?  
 2790  Yes  No

**(9)** Were any (other) major repairs or improvements, over \$500 each, done in the last 2 years?  
 2810  Yes  No

**NOTE —** If "Yes" was answered for one or more categories in item 73a, ask item 73b.

**73b.** Did someone in the household do most of the work on... (Specify type of work reported in item 73a) (Include materials and labor.)

|      |  |      |          |                                  |
|------|--|------|----------|----------------------------------|
| 2855 | <input type="checkbox"/> Yes <input type="checkbox"/> No | 2860 | \$ _____ | <input type="checkbox"/> No cost |
| 2885 | <input type="checkbox"/> Yes <input type="checkbox"/> No | 2890 | \$ _____ | <input type="checkbox"/> No cost |
| 2905 | <input type="checkbox"/> Yes <input type="checkbox"/> No | 2910 | \$ _____ | <input type="checkbox"/> No cost |
| 2925 | <input type="checkbox"/> Yes <input type="checkbox"/> No | 2930 | \$ _____ | <input type="checkbox"/> No cost |
| 2945 | <input type="checkbox"/> Yes <input type="checkbox"/> No | 2950 | \$ _____ | <input type="checkbox"/> No cost |
| 2965 | <input type="checkbox"/> Yes <input type="checkbox"/> No | 2970 | \$ _____ | <input type="checkbox"/> No cost |
| 2985 | <input type="checkbox"/> Yes <input type="checkbox"/> No | 2990 | \$ _____ | <input type="checkbox"/> No cost |
| 3005 | <input type="checkbox"/> Yes <input type="checkbox"/> No | 3010 | \$ _____ | <input type="checkbox"/> No cost |
| 3025 | <input type="checkbox"/> Yes <input type="checkbox"/> No | 3030 | \$ _____ | <input type="checkbox"/> No cost |

**74.** Check item (See item 73a.)  
 At least one "Yes" marked in item 73a — Ask item 75  
 All "No" in item 73a — Skip to item 76, page 17

**75.** Did the household get a low interest loan or grant from a government program to help pay for making any of these repairs or alterations to your home?  
 2830  Yes  No

Facsimile of the American Housing Survey Questionnaire: 1988—Continued

**REGULAR OCCUPIED — Continued**

**76.** In just the last YEAR, how much was spent on routine maintenance such as painting, repairs, etc.? (Exclude housecleaning.)  
 \$    Nothing

**77.** Check item (See item 23, page 3.)  
 Mobile home either one-unit or two-or-more-unit — Skip to item 79  
 Not a mobile home — Ask item 78

**78.** About when was the building originally built?  
 1980 or later }  
 Month  Year  } Skip to item 81  
 1979  
 75-78  
 70-74  
 60-69  
 50-59  
 40-49  
 30-39  
 20-29  
 1919 or earlier }  
 Skip to item 82a

**79.** Excluding the dealer's lot, is this the first site on which this mobile home was placed?  
 Yes, first site  
 No, moved from another site  
 Don't know

**80.** What is the model year of the mobile home?  
 1980 or later }  
 Year  } Ask item 81  
 1979  
 75-78  
 70-74  
 60-69  
 50-59  
 40-49  
 1939 or earlier }  
 Skip to item 82a

**81.** Were you the first (person/people) to occupy this home or did someone else live here before you?  
 First occupants  
 Previously occupied

**82a.** When did this household buy the (house/apartment)?  
 (If land and building bought at different times, building only)  
 1980 or later }  
 Year  } Skip to item 82c  
 1979  
 75-78  
 70-74  
 60-69  
 50-59  
 40-49  
 1939 or earlier }  
 Skip to item 82a

**b.** In what year did this household (inherit/receive) the home?  
 1980 or later }  
 Year  } Skip to item 82e  
 1979  
 75-78  
 70-74  
 60-69  
 50-59  
 40-49  
 1939 or earlier }  
 Skip to item 82e

**c.** What was the price? (Exclude closing costs.) (For mobile homes, exclude value of the land.)  
 \$

**d.** Was the main source of the down payment the sale of a previous home, savings, or something else?  
 (If bought outright, enter main source of full payment.)  
 Sale of previous home if sold during 12 months prior purchase of new home — Skip to item 82e, page 16  
 Savings or cash on hand  
 Sale of other investment  
 Borrowing, other than a mortgage on this property  
 Inheritance or gift  
 Land where building was built used for financing  
 Other — Specify \_\_\_\_\_  
 No down payment made

**e.** (Have any of the owners now living here/Have you) ever owned a home before?  
 Yes  
 No

**REGULAR OCCUPIED — Continued**

**83a.** Check item (See item 25a, page 3.)  
 Condominium or cooperative — Skip to item 87a  
 Not a condominium or cooperative — Go to item 83b

**83b.** (See item 23, page 3.)  
 One-unit building — Ask item 84a  
 One-unit mobile home — Skip to item 88a, page 19  
 Two-or-more-unit building or two-or-more-unit mobile home — Skip to item 86e

**84a.** How large is the (lot/site)?  
 (Include all connecting land that is owned or that is rented with the home.)  
 If over 1 acre, drop any fractions, don't round up. If under one acre, convert to approximate square feet.)  
 One-eighth acre = 5500 sq. ft.  Square feet  
 Quarter acre = 11000 sq. ft.  OR \_\_\_\_\_ Feet by \_\_\_\_\_  
 One-third acre = 14000 sq. ft.  OR \_\_\_\_\_  
 Half acre = 22000 sq. ft.  OR \_\_\_\_\_  
 Three-quarters acre = 33000 sq. ft. \_\_\_\_\_  
 One acre = 44000 sq. ft. \_\_\_\_\_  
 Don't know — Ask item 84b  
 Yes — Skip to item 86a  
 No

**b.** MARK OR ASK —  
 Yes — Skip to item 85e  
 No

**c.** Is there a commercial establishment on the property?  
 Yes — Skip to item 85e  
 No

**d.** Is there a medical or dental office on the property?  
 Yes — Skip to item 85e  
 No

**e.** How much do you think the house and lot would sell for on today's market?  
 \$   Skip to item 89a, page 19

**85a.** Is there a medical or dental office on the property?  
 Yes  
 No

**b.** How much do you think the house, (business/medical office) and lot would sell for on today's market?  
 \$

**c.** What is the value of the residential portion of this property?  
 \$   Skip to item 89a, page 19

**86a.** Is there a commercial establishment on the property?  
 Yes  
 No

**b.** Is there a medical or dental office on the property?  
 Yes  
 No

**c.** How much do you think the house and (Acreage from item 84a/all the land) would sell for on today's market?  
 \$

**d.** How much do you think the house and its (lot/yard) would sell for on today's market?  
 \$   Skip to item 89a, page 19

**e.** Is there a commercial establishment on the property?  
 Yes  
 No

**f.** Is there a medical or dental office on the property?  
 Yes  
 No

**g.** How much do you think the entire building and property would sell for on today's market?  
 \$

**h.** How much of that would apply to the apartment only?  
 \$   Skip to item 89a, page 19

**87a.** Is there a commercial establishment on the property?  
 Yes  
 No

**b.** Is there a medical or dental office on the property?  
 Yes  
 No

**c.** How much do you think the apartment would sell for on today's market?  
 \$

**d.** How much do you think the apartment would sell for on today's market?  
 \$   Skip to item 89a, page 19



Facsimile of the American Housing Survey Questionnaire: 1988—Continued

**REGULAR OCCUPIED — Continued**

88a. How large is the (bed)room? (Include all connecting land that is owned or that is rented with the home.)  
 If over one acre, drop any fractions, don't round up.  
 If under one acre, convert to approximate square feet:  
 One-eighth acre = 5500 sq. ft.  
 Quarter acre = 11000 sq. ft.  
 One-third acre = 14000 sq. ft.  
 Half acre = 22000 sq. ft.  
 Three-quarters acre = 33000 sq. ft.  
 One acre = 44000 sq. ft.  
 MARK OR ASK —  
 Is it more than 10 acres?  Yes  No

b. Is there a commercial establishment on the property?  Yes  No

d. Is there a medical or dental office on the property?  Yes  No

e. How much do you think the mobile home would sell for on today's market? (Do not include the value of the land.)  
 3100 \$  00

f. Do you own the land?  
 Yes  No — Skip to item 89a

g. How much do you think the land would sell for on today's market?  
 3100 \$  00

89a. Is a garage or carport included with your home?  
 Yes  No — Skip to item 90

b. Is an offstreet parking space included?  
 Yes  No

90. Is the ownership of the (house/apartment) shared with anyone NOT living here?  
 Yes  No

91. Does anyone not living here pay some of the mortgage or utility costs?  
 Yes  No

92. The next questions are about mortgages or other loans that are secured by the property. You may check your records if you wish.  
 Is there a mortgage or other loan on this (house/apartment)? (Include land contracts and other loans SECURED BY THE PROPERTY.)  
 Yes  No — (If response to item 91 was "Yes," probe to see if there is a mortgage.)  
 Skip to item 93a, page 22

93. Did you get your mortgage through a State or local government program that provides lower cost mortgages?  
 Yes  No

94. Check item (See Central Card items 13 and 17.)  
 Respondent is an owner or owner's spouse — Ask item 95, page 20  
 Respondent is not an owner or owner's spouse — Callback required — mark item 9, page 1; then skip to item 99a, page 22

Notes

**REGULAR OCCUPIED — Continued**

95. How many mortgages are there now on the home/property?  
 3225

96a. Did you get the current (first/second) mortgage (the one you bought your home) on the home/property?  
 FIRST (MORTGAGE) LOAN: 3220  Yes  No — Skip to item 96b  
 SECOND (MORTGAGE) LOAN: 3220  Yes  No — Skip to item 96b

b. With regard to the (first/second) mortgage, did you get a new mortgage, did you take someone else's mortgage?  
 3240  New — Skip to item 96f  
 Assumed  
 Wrap-around — Skip to item 96f

c. How much was left to pay off when you assumed it?  
 3250 \$  00

d. How many years remained on the mortgage then?  
 3260 Years — Skip to item 96f

e. What year did you get the mortgage?  
 3280 Year  1  9

f. When you first obtained THIS mortgage, how many years was it for?  
 3290 Years — If less than 15, ask item 96g; if 15 or more, skip to item 96h  
 Can vary — Ask item 96g

g. At your current payments, how long would it take to pay off the loan?  
 3300 Years

h. How much was borrowed?  
 3310 \$  00

i. Does this mortgage cover —  
 (1) Other homes or apartments besides this one?  Yes — Skip to item 96j  No  
 (2) Farm land?  Yes — Skip to item 96j  No  
 (3) A business on this property?  Yes  No — Skip to item 96k

j. How much of the ... (Amount in item 96c or h) applies just to your home?  
 3350 \$ Whole number  00

k. What is the current interest rate on the mortgage? (Annual percentage rate) (Round down to nearest 1/4).  
 3360 Plus Fraction  0  1/4  1/2  3/4

l. What is the current monthly payment?  
 3380 \$ Whole number  00

m. Besides principal and interest, does this payment include —  
 (1) Property taxes?  Yes  No  
 (2) Homeowner's insurance?  Yes  No  
 (3) Anything else?  Yes  No — Skip to item 96n, page 21  
 (4) How much were the other charges last year? (Do not include property taxes or homeowner's insurance.)  
 3420 \$  00

Facsimile of the American Housing Survey Questionnaire: 1988—Continued

| REGULAR OCCUPIED — Continued  |  | FIRST (MORTGAGE/LOAN)   | SECOND (MORTGAGE/LOAN)  |
|---|--|---|---|
| 96n. Is the mortgage an FHA mortgage, a VA mortgage, a Farmer's Home Administration mortgage, or some other mortgage? |  | - 618 ↓<br>3430 <input type="checkbox"/> FHA (Federal Housing Administration) (to item 96g)<br><input type="checkbox"/> VA (Veterans' Administration)<br><input type="checkbox"/> Farmer's Home Administration — Go to item 96s<br><input type="checkbox"/> Some other mortgage<br><input type="checkbox"/> Don't know  | - 619 ↓<br><input type="checkbox"/> FHA (Federal Housing Administration) (to item 96g)<br><input type="checkbox"/> VA (Veterans' Administration)<br><input type="checkbox"/> Farmer's Home Administration — Go to item 96s<br><input type="checkbox"/> Some other mortgage<br><input type="checkbox"/> Don't know   |
| 96. Did you borrow the money from a bank or other organization, OR did you borrow it from an individual?              |  | 3440 <input type="checkbox"/> Bank or other organization — Skip to item 96g<br><input type="checkbox"/> Individual  | 3440 <input type="checkbox"/> Bank or other organization — Skip to item 96g<br><input type="checkbox"/> Individual  |
| 96a. Was that the former owner of the home?   |  | 3450 <input type="checkbox"/> Yes<br><input type="checkbox"/> No  | 3450 <input type="checkbox"/> Yes<br><input type="checkbox"/> No  |
| 96b. Are the payments on this loan the same as the whole length of the mortgage?                                      |  | 3460 <input type="checkbox"/> Yes — Skip to item 96s<br><input type="checkbox"/> No   | 3460 <input type="checkbox"/> Yes — Skip to item 96s<br><input type="checkbox"/> No   |
| 96c. How do they change? (Mark all that apply.)   |  | 3470 <input type="checkbox"/> Change in taxes or insurance, or due to decline in principal balance —<br>Do they change for any other reason?<br><input type="checkbox"/> Yes — Mark box 2, 3, 4, 5 and/or 7<br><input type="checkbox"/> No — Go to item 96s<br><input type="checkbox"/> Change based on interest rates<br><input type="checkbox"/> Rise at fixed schedule during part of loan<br><input type="checkbox"/> Rise at fixed schedule during whole length of loan<br><input type="checkbox"/> Last payment biggest<br><input type="checkbox"/> Other — Specify _____<br>(If box 5 marked above, ask) —<br>Of the total amount you borrowed, what percentage will have to be paid off in this last payment? ↓<br>1 <input type="checkbox"/> 1-25 percent<br>2 <input type="checkbox"/> 26-50<br>3 <input type="checkbox"/> 51-75<br>4 <input type="checkbox"/> 76-100 | 3470 <input type="checkbox"/> Change in taxes or insurance, or due to decline in principal balance —<br>Do they change for any other reason?<br><input type="checkbox"/> Yes — Mark box 2, 3, 4, 5 and/or 7<br><input type="checkbox"/> No — Go to item 96s<br><input type="checkbox"/> Change based on interest rates<br><input type="checkbox"/> Rise at fixed schedule during part of loan<br><input type="checkbox"/> Rise at fixed schedule during whole length of loan<br><input type="checkbox"/> Last payment biggest<br><input type="checkbox"/> Other — Specify _____<br>(If box 5 marked above, ask) —<br>Of the total amount you borrowed, what percentage will have to be paid off in this last payment? ↓<br>1 <input type="checkbox"/> 1-25 percent<br>2 <input type="checkbox"/> 26-50<br>3 <input type="checkbox"/> 51-75<br>4 <input type="checkbox"/> 76-100 |
| 96d. Check item (See item 95, page 20.)   |  | 3480 <input type="checkbox"/> One mortgage — Skip to item 96s, page 22.<br><input type="checkbox"/> Two or more mortgages — Go back to item 96s   | 3480 <input type="checkbox"/> Only two mortgages — Skip to item 96s, page 22<br><input type="checkbox"/> Three or more mortgages — Ask item 97e   |
| 97a. For the (third mortgage/other mortgage), how much did you borrow?  |  | 3490 \$ _____   | 3490 \$ _____   |
| 97b. What is your current monthly payment for the (third mortgage/other mortgage)?                                    |  | 3500 \$ _____   | 3500 \$ _____   |

Notes

| REGULAR OCCUPIED — Continued  |  | 3520  | 3524   | 3528 |
|---|--|---|--|------|
| 98a. Check item (See item 23, page 3.)  | <input type="checkbox"/> Mobile home either one-unit or two-or-more-units — Skip to item 101s<br><input type="checkbox"/> Not a mobile home — Go to item 98b |   |  |      |
| 98b. (See item 25a, page 3.)  | <input type="checkbox"/> Condominium or cooperative — Ask item 99a<br><input type="checkbox"/> All others — Skip to item 103a, page 23                       |   |  |      |
| 99a. What were the real estate taxes last year for the (condominium/cooperative) unit? (Include school taxes, special assessments, and any other real estate taxes.) (Exclude taxes past due from other years.) (Subtract any rebates.) |  | 3520 \$ _____   | 3524 <input type="checkbox"/> Yes<br><input type="checkbox"/> No — Skip to item 100a |      |
| b. Did you receive a real estate property tax rebate last year?   |  | 3524 \$ _____   | 3528 <input type="checkbox"/> Yes<br><input type="checkbox"/> No — Skip to item 100a |      |
| c. What was the amount of the property tax rebate?  |  | 3528 \$ _____   |  |      |
| 100a. Is there a required (condominium/cooperative) association fee?  |  | 3570 <input type="checkbox"/> Yes<br><input type="checkbox"/> No — Skip to item 109a, page 24 |  |      |
| b. How many times a year is the fee due?  |  | 3580 _____ Times per year<br>1 <input type="checkbox"/> Monthly                               |  |      |
| c. What is the average cost each... (Billing period)?   |  | 3580 \$ _____   |  |      |
| 101a. On the mobile home (---) (and its lot) last year, what was the total cost of — property and real estate taxes, registration fees, and license fees?   |  | 3620 \$ _____   |  |      |
| b. Did you receive a real estate property tax rebate last year?   |  | 3624 <input type="checkbox"/> Yes<br><input type="checkbox"/> No — Skip to item 102a, page 23 |  |      |
| c. What was the amount of the property tax rebate?  |  | 3628 \$ _____   |  |      |

Notes

Facsimile of the American Housing Survey Questionnaire: 1988—Continued

**REGULAR OCCUPIED — Continued**

102a. Check item (See item 997, page 19.)  
 Land is owned — Skip to item 102f  
 Land is NOT owned — Go to item 102b

102b. (See item 92, page 19.)  
 Yes, mortgage — Ask item 102c  
 No mortgage — Skip to item 102d

c. Earlier you told me you do not own the land. Do you pay separate rent for the land?  
 Yes  
 No — Skip to item 102f

d. How many times a year is the land rent due?  
 Monthly Times per year

e. What is the cost each billing period?  
 No cash rent  
 Included in mobile home park fee or association fee

f. (In addition to the land rent, do you pay any (.....) (rental)/mobile home park fee?  
 Yes  
 No — Skip to item 102f

g. How many times a year is the fee due?  
 Monthly Times per year

h. What is the average cost each ... (Billing period)?  
 Yes  
 No — Skip to item 109a, page 24

i. Are there (any/any other) required fees for utility (water, gas, telephone, etc.) mobile home association fees, and so forth?  
 Yes  
 No — Skip to item 109a, page 24

j. How many times a year are the fees due?  
 Monthly Times per year

k. What is the average cost each ... (Billing period) for those fees?  
 Yes  
 No — Skip to item 105a, page 24

103a. What were the real estate taxes last year for this home and its land?  
 (Include all connecting owned land. If multi-unit building, estimate share for sample unit. Include school taxes, special assessments, and any other real estate taxes.)  
 (Exclude taxes past due from other years.)  
 (Subtract any rebates.)

b. Did you receive a real estate property tax rebate last year?  
 Yes  
 No — Skip to item 105a

c. What was the amount of the property tax rebate?  
 Yes  
 No — Skip to item 106, page 24

104. WASHINGTON USE ONLY

105a. Is there a required homeowner's association fee?  
 Yes  
 No — Skip to item 106, page 24

b. How many times a year is the fee due?  
 Monthly Times

c. What is the average cost each ... (Billing period)?  
 Yes  
 No — Skip to item 109a, page 24

**REGULAR OCCUPIED — Continued**

106. In some parts of the country people own their homes but rent the land. Do you pay rent for the land?  
 Yes  
 No — Skip to item 109a

107. Check item (See item 92, page 19.)  
 Yes, mortgage — Ask item 108a  
 No mortgage — Skip to item 108b

108a. Is the land rent included with the mortgage payment?  
 Yes  
 No

b. How many times a year is the land rent due?  
 Monthly Times per year

c. What does it cost each time?  
 Monthly Times per year

108b. Does this household have (homeowner's/household property) insurance?  
 Yes  
 No — Skip to item 110

b. In the past 12 months what was the total cost?  
 Yes  
 No — Skip to item 110

110. Now I have some questions about utility costs for this unit. You may check your records if you wish. When two or more utilities are billed together, try to determine the cost of each.

8. In the past 12 months what was the average MONTHLY cost for electricity?  
 Not used  
 Included in rent, site rent, condominium or other fee, etc.  
 Obtained free

b. In the past 12 months what was the average MONTHLY cost for gas?  
 Not used  
 Included in rent, site rent, condominium, or other fee, etc.  
 Obtained free

c. Is the gas from underground pipes serving neighborhood or bottled gas?  
 Underground pipes serving neighborhood  
 Bottled gas

d. In the past 12 months what was the total ANNUAL cost for fuel oil?  
 Not used  
 Included in rent, site rent, condominium, or other fee  
 Obtained free

e. In the past 12 months what was the total ANNUAL cost for wood, coal, kerosene, or any other fuel?  
 Not used  
 Included in rent, site rent, condominium, or other fee  
 Obtained free

f. In the past 12 months what was the total ANNUAL cost for garbage and trash collection?  
 Not used  
 Included in real estate taxes, rent, site rent, condominium, or other fee  
 Obtained free

g. In the past 12 months what was the total ANNUAL cost for water supply and sewerage disposal?  
 Not used  
 Included in real estate taxes, rent, site rent, condominium, or other fee  
 Obtained free

Facsimile of the American Housing Survey Questionnaire: 1988—Continued

**REGULAR OCCUPIED — Continued**

111a. How many automobiles are kept at home for use by members of your household? Exclude vans or trucks.  
 3850 \_\_\_\_\_ Number  
 None  
 3860 \_\_\_\_\_ Number  
 None

b. How many vans or trucks of one-ton capacity or less are kept at home for use by members of your household?  
 3870 \_\_\_\_\_ Number  
 None  
 3880 \_\_\_\_\_ Number  
 None

111b. Check item (See Control Card items 13, 14, and 18.)  
 Nonrelative household members age 14 + in household — Go to item 112b  
 All others — Skip to item 114, page 26

111c. (See Control Card items 13, 17, and 18.)  
 All nonrelatives age 14 + are co-owners/co-renters (in Control Card item 17) — Skip to item 114, page 26  
 All others — Go to item 112c

111c. (See Control Card items 13, 17, and 18.)  
 Remaining nonrelatives age 14 + are spouse or child(ren) of co-owner or co-renter — Skip to item 114, page 26  
 All others — Ask item 113b — d for each nonrelative age 14 + who is not a co-owner or co-renter

1113. Enter line number

|  | - 8 20 +<br>3890   | - 8 21 +<br>3890   | - 8 22 +<br>3890   | - 8 23 +<br>3890   |
|--|--|--|--|--|
| a. Does ... pay a regular fixed rent as a lodger to someone in this household? | Line number<br>3890<br>1 <input type="checkbox"/> Yes<br>2 <input type="checkbox"/> No — Skip to next nonrelative; if no other nonrelative, skip to item 114, page 26. | Line number<br>3890<br>1 <input type="checkbox"/> Yes<br>2 <input type="checkbox"/> No — Skip to next nonrelative; if no other nonrelative, skip to item 114, page 26. | Line number<br>3890<br>1 <input type="checkbox"/> Yes<br>2 <input type="checkbox"/> No — Skip to next nonrelative; if no other nonrelative, skip to item 114, page 26. | Line number<br>3890<br>1 <input type="checkbox"/> Yes<br>2 <input type="checkbox"/> No — Skip to next nonrelative; if no other nonrelative, skip to item 114, page 26. |
| b. How often is ...'s rent due?  | 3900 _____ Times/year<br>12 <input type="checkbox"/> Monthly   | 3900 _____ Times/year<br>12 <input type="checkbox"/> Monthly   | 3900 _____ Times/year<br>12 <input type="checkbox"/> Monthly   | 3900 _____ Times/year<br>12 <input type="checkbox"/> Monthly   |
| c. How much is the rent?   | 3910 _____ \$  | 3910 _____ \$  | 3910 _____ \$  | 3910 _____ \$  |
| d. Does that include food?   | 3920 _____<br>1 <input type="checkbox"/> Yes<br>2 <input type="checkbox"/> No  | 3920 _____<br>1 <input type="checkbox"/> Yes<br>2 <input type="checkbox"/> No  | 3920 _____<br>1 <input type="checkbox"/> Yes<br>2 <input type="checkbox"/> No  | 3920 _____<br>1 <input type="checkbox"/> Yes<br>2 <input type="checkbox"/> No  |
| e.   | Go to next nonrelative; if none, go to item 114, page 26.  | Go to next nonrelative; if none, go to item 114, page 26.  | Go to next nonrelative; if none, go to item 114, page 26.  | Go to next nonrelative; if none, go to item 114, page 26.  |

Notes

**REGULAR OCCUPIED — Continued**

(Enter line number for reference person and all household members age 14 + RELATED TO REFERENCE PERSON by blood, marriage, or adoption.)

|  | - 8 24 +<br>3940 | Line No.<br>3940 | Amount<br>3950                                      |
|--|------------------|------------------|---|
| 114. One of the main housing problems today is the total cost of housing compared to income. The next few questions are about income.<br>In the past 12 months, how much did ... earn in wages, salaries, tips, and commissions before deductions? | 3960 _____       | 3960 _____       | 3970 _____<br><input type="radio"/> None            |
|  | 3980 _____       | 3980 _____       | 3990 _____<br><input type="radio"/> None            |
|  | 4000 _____       | 4000 _____       | 4010 _____<br><input type="radio"/> None            |
|  | 4020 _____       | 4020 _____       | 4030 _____<br><input type="radio"/> None            |
|  | 4040 _____       | 4040 _____       | 4050 _____<br><input type="radio"/> None            |
|  | 4060 _____       | 4060 _____       | 4070 _____<br><input type="radio"/> None            |
|  | 4080 _____       | 4080 _____       | 4090 _____<br><input type="radio"/> None            |
|  | 4100 _____       | 4100 _____       | 4110 _____<br><input type="radio"/> None            |
|  | 4120 _____       | 4120 _____       | 4130 _____<br><input type="radio"/> None            |
| 115a. In the past 12 months did ... or ... (Specify names for line numbers in item 114) —  | - 8 11 +<br>4140 | 4140             | 2 <input type="checkbox"/> No                       |
| (1) Have a business, farm or ranch?  | 4160             | 4160             | 2 <input type="checkbox"/> No                       |
| (2) Receive social security or pensions? (Do not count SSI checks as social security.)   | 4170             | 4170             | 2 <input type="checkbox"/> No                       |
| (3) Receive any interest or dividend income of \$400 or more?  | 4180             | 4180             | 2 <input type="checkbox"/> No                       |
| (4) Receive rental income?   | 4190             | 4190             | 2 <input type="checkbox"/> No                       |
| (5) Receive welfare or EBIT?   | 4210             | 4210             | 2 <input type="checkbox"/> No                       |
| (6) Receive alimony or child support?  | 4220             | 4220             | 2 <input type="checkbox"/> No                       |
| (7) Receive unemployment or worker's compensation or any other income?   | 4230             | 4230             | 2 <input type="checkbox"/> No                       |
| b. In the past 12 months what was the total income from (Sources marked "Yes" in item 115a) (—after deducting expenses and losses from business/farm/ranch and/or rental income)?  | 4240             | 4240             | 00 Total income after deducting expenses and losses |
| <input type="checkbox"/> Verified that identical amounts in items 114 and 115b are not duplicate amounts   |                  |                  | 00 Amount of total net loss                         |

116. Check item (See items 114 and 115b.) (Mark first box that applies.)  
 Total income over \$25,000 — Skip to item 116a, page 27  
 Income \$25,000 or less — Skip to item 117b, page 27  
 Income is refused, NA or DK — Ask item 117a, page 27

Notes

**REGULAR OCCUPIED — Continued**

117a. Was (your/their) total income over \$25,000?  Yes — Skip to item 118a  No

117b. Did ..... or ..... (Specify names for line numbers in item 114) receive Food Stamps in the past 12 months?  Yes  No

117c. Does ..... or ..... (Specify names for line numbers in item 114) have —

(1) Savings?  Yes  No

(2) Investments in a farm or business?  Yes  No

(3) Other investments? (Exclude THIS home.)  Yes  No

117d. Is the total amount of savings and investments over \$25,000?  Yes  No

**118. Check item**

a. (See Control Card item 8b.)

Owned — Skip to item 121a

Rented or no cash rent — Go to item 118b

b. (See item 23, page 3.)

One-unit building or one-unit mobile home — Skip to item 119a

Two-or-more-unit building or two-or-more-unit mobile home — Ask item 119a

**119a. Does either the owner or a resident manager live in this (building/complex)?**  
(Exclude staff who do only maintenance.)

b. What is the owner's name and address?

If don't know, ask —

Where do you send your rent?

Name (Please print) \_\_\_\_\_

Address (Number, street) \_\_\_\_\_

City \_\_\_\_\_ State \_\_\_\_\_ ZIP Code \_\_\_\_\_

Title \_\_\_\_\_ Location \_\_\_\_\_

Owner  Home

Other  Office

Area code, number, extension \_\_\_\_\_

Home  Business

**119b. What is the (owner's/office's) telephone number?**

\_\_\_\_\_-\_\_\_\_\_-\_\_\_\_\_-\_\_\_\_\_-\_\_\_\_\_-\_\_\_\_\_

**d. INSTRUCTION — GO TO ITEM 121a**

**120. WASHINGTON USE ONLY**

4440  No workers

**121. Check item**

a. (See item 3, page 1.)

Control number in sample last enumeration period — Go to item 121b

Control number in sample for first time this enumeration period — Skip to item 123a, page 28

b. (See item 5, page 1.)

Same house/apartment/mobile home as last enumeration period — Go to item 121c

Different house/apartment/mobile home from last enumeration period — Skip to item 123a, page 28

c. (See Control Card item 9c.)

Unit was a noninterview in 1984

Yes — Skip to item 123a, page 28

No — Go to item 122a, page 28

**REGULAR OCCUPIED — Continued**

122a. Since 1984, has there been a change in the amount of living space in this (house/apartment) because of putting on an addition, finishing an attic or converting a garage to living space? (Do not count finishing a basement.)  Yes — Go to item 122b  No — Go to item 177a, page 42

122b. How many square feet of living space were added or lost? (If dimensions given, record dimensions.)

ADDITION \_\_\_\_\_ Square feet

LOSS \_\_\_\_\_ Square feet

4880  Don't know

**c. INSTRUCTION — GO TO ITEM 177a, PAGE 42.**

**123a. Housing size is important for analysis of other information from this survey. How many square feet are there in this (house/apartment)?** (Include basements and finished attics. Exclude unfinished attics, carpools, and attached garages. Also exclude porches that are not protected from the elements/....) (Exclude the mobile home hitch.)

4800 \_\_\_\_\_ Square feet — Go to item 177a, page 42

Don't know — Ask item 123b

4810 \_\_\_\_\_ Number

**b. How many (floor/attic) are there in this (house/apartment)?** (Include basements and finished attics/....) (In apartments, floors refers only to the apartment floor/....)

4820  Yes  No

**c. MARK OR ASK — Is the (house/apartment) a split level?**

Yes  No

**d. What is the length and width of each floor of the (house/apartment)?** (Include basements and finished attics. Exclude unfinished attics, carpools, and attached garages. Also exclude porches that are not protected from the elements/....) (Exclude the mobile home hitch.) (Record dimensions of each room separately, if the room is not suitable to give dimensions for the total floor size.)

|        | Basement | 1st floor of unit | 2nd floor of unit | 3rd floor of unit | 4th floor of unit |
|--------|----------|-------------------|-------------------|-------------------|-------------------|
| Length |          |                   |                   |                   |                   |
| Width  |          |                   |                   |                   |                   |
| Area   |          |                   |                   |                   |                   |

Rectangles or squares

|        | First (a) | Second (b) | Third (c) | Fourth (d) |
|--------|-----------|------------|-----------|------------|
| Length |           |            |           |            |
| Width  |           |            |           |            |
| Area   |           |            |           |            |

4840  Don't know — Go to item 177a, page 42

**e. SKETCH** (If enough information is available, draw sketch of sample unit below.)

**f. INSTRUCTION — GO TO ITEM 177a, PAGE 42.**

Facsimile of the American Housing Survey Questionnaire: 1988—Continued

| URE INTERVIEWS  |   |
|---|---|
| <p><b>124.</b> Are the living quarters in a —<br/>(Read all answer categories.)</p> <p>1 <input type="checkbox"/> Mobile home<br/>2 <input type="checkbox"/> One-unit building, detached from any other building<br/>3 <input type="checkbox"/> One-unit building, attached to one or more buildings — Skip to item 126a<br/>4 <input type="checkbox"/> Building with two or more apartments? — Skip to item 125b</p> | <p>1120 <input type="checkbox"/> Mobile home<br/>2 <input type="checkbox"/> One-unit building, detached from any other building<br/>3 <input type="checkbox"/> One-unit building, attached to one or more buildings — Skip to item 126a<br/>4 <input type="checkbox"/> Building with two or more apartments? — Skip to item 125b</p>                            |
| <p><b>125a.</b> Are there any occupied or vacant apartments besides this one in the (building/mobile home)?</p> <p>b. How many apartments are in the (building/mobile home)?</p>  | <p>1130 <input type="checkbox"/> Yes — Fill Table X on Control Card then go to item 125b<br/>2 <input type="checkbox"/> No — Skip to item 127 and mark box 1 or 4</p> <p>1140 _____ Number — Skip to item 127 and mark box 3 or 5</p>   |
| <p><b>126a.</b> Does the (house/apartment) share an attic or basement with the (house/apartment) next door?</p> <p>b. How many (houses/apartments) including this one share the attic or basement?</p>  | <p>1190 <input type="checkbox"/> Yes<br/>2 <input type="checkbox"/> No<br/>3 <input type="checkbox"/> Don't know } SKIP to item 126c</p> <p>1180 _____ Number — If one, reask item 126a and correct entry.<br/>If more than one, skip to item 127 and mark box 3.</p>   |
| <p>c. Does the (house/apartment) share a furnace or boiler with the (house/apartment) next door?</p> <p>d. How many (houses/apartments) including this one share the furnace or boiler?</p>   | <p>1170 <input type="checkbox"/> Yes<br/>2 <input type="checkbox"/> No<br/>3 <input type="checkbox"/> Don't know } SKIP to item 126e</p> <p>1180 _____ Number — If one, reask item 126c and correct entry.<br/>If more than one, skip to item 127 and mark box 3.</p>   |
| <p><b>e.</b> Are there any occupied or vacant apartments besides this one in this house?</p> <p>f. How many apartments including this one are in this house?</p>  | <p>1190 <input type="checkbox"/> Yes — Fill Table X on Control Card then go to item 126f<br/>2 <input type="checkbox"/> No — Skip to item 127 and mark box 2</p> <p>1200 _____ Number — If one, reask item 126e and correct entry.<br/>If more than one, go to item 127 and mark box 3.</p>   |
| <p><b>127.</b> Check item<br/>Final structure type classification based on entries in items 124—126</p>   | <p>1210 <input type="checkbox"/> One-unit building — detached<br/>2 <input type="checkbox"/> One-unit building — attached<br/>3 <input type="checkbox"/> Two-or-more-unit building ..... } Skip to item 129a<br/>4 <input type="checkbox"/> Mobile home — one unit ..... }<br/>5 <input type="checkbox"/> Mobile home — two-or-more-units ..... } item 129a</p> |
| <p><b>128.</b> Is the house built —<br/>(Read answer categories until a "Yes" reply is received.)</p>   | <p>1220 <input type="checkbox"/> With a basement under all the building?<br/>2 <input type="checkbox"/> With a basement under part of the building?<br/>3 <input type="checkbox"/> With a crawl space?<br/>4 <input type="checkbox"/> On a concrete slab?<br/>5 <input type="checkbox"/> In some other way? — Specify _____</p>                                 |
| <p><b>129a.</b> Is the (house/apartment) part of a condominium or cooperative?</p> <p>b. To the Census Bureau, a cooperative is property which is owned by a corporation, individual, or other entity to occupy an individual unit, in the whole or in part when you say this is a cooperative?</p>   | <p>1230 <input type="checkbox"/> No ..... } SKIP to item 130a, page 30<br/>2 <input type="checkbox"/> Yes, condominium }<br/>1 <input type="checkbox"/> Yes, cooperative</p> <p><input type="checkbox"/> Yes<br/><input type="checkbox"/> No — Reask item 129a and correct entry</p>  |
| Notes   |   |

| URE INTERVIEWS — Continued   |   |
|--|---|
| <p><b>130a.</b> How many of each of the following rooms does the (house/apartment) have?<br/>(For a one-room efficiency or studio apartment, enter "1" for living room, enter the correct number of bedrooms, and mark "none" for all other rooms.)</p> <p>(1) Bedrooms? ..... 1240 _____ Number<br/>o <input type="checkbox"/> None</p> <p>(2) Full bathrooms? ..... 1250 _____ Number<br/>o <input type="checkbox"/> None</p> <p>(3) Half bathrooms? ..... 1260 _____ Number<br/>o <input type="checkbox"/> None</p> <p>(4) Kitchens? ..... 1270 _____ Number<br/>o <input type="checkbox"/> None</p> <p>(5) Living rooms? ..... 1280 _____ Number<br/>o <input type="checkbox"/> None</p> <p>(6) Separate dining rooms? ..... 1290 _____ Number<br/>o <input type="checkbox"/> None</p> | <p>1300 <input type="checkbox"/> Yes<br/>2 <input type="checkbox"/> No — Skip to item 131</p> <p>1310 _____ Number of family rooms, dens, recreation rooms and/or libraries<br/>o <input type="checkbox"/> None</p> <p>1320 _____ Number of rooms that are business space with direct access to outside<br/>o <input type="checkbox"/> None</p> <p>1330 _____ Number of other rooms, finished or unfinished<br/>o <input type="checkbox"/> None</p> |
| <p>b. Are there any other rooms?<br/>(Exclude halls, foyers, pantries, garages, porches or areas that aren't separated by a built-in, floor-to-ceiling wall extending at least a few inches into room.)</p>  | <p>1300 <input type="checkbox"/> Yes<br/>2 <input type="checkbox"/> No — Skip to item 131</p>   |
| <p>c. What are they?</p>   | <p>1310 _____ Number of family rooms, dens, recreation rooms and/or libraries<br/>o <input type="checkbox"/> None</p> <p>1320 _____ Number of rooms that are business space with direct access to outside<br/>o <input type="checkbox"/> None</p> <p>1330 _____ Number of other rooms, finished or unfinished<br/>o <input type="checkbox"/> None</p>   |
| <p><b>131.</b> Does the (house/apartment) have a kitchen sink?<br/>(Exclude sink used on a regular basis by someone living outside the unit.)</p>  | <p>1340 <input type="checkbox"/> Yes<br/>2 <input type="checkbox"/> No</p>  |
| <p><b>132.</b> Check item (See item 130a.)<br/><input type="checkbox"/> One or more full bathrooms — Skip to item 134a, page 31<br/><input type="checkbox"/> No full bathrooms — Ask item 133a</p>   | <p>1350 <input type="checkbox"/> Yes<br/>2 <input type="checkbox"/> No</p>  |
| <p><b>133a.</b> Does the (house/apartment) have a bathtub or shower for the occupants' use only?</p> <p>b. Does the (house/apartment) have a flush toilet for the occupants' use only?</p>   | <p>1360 <input type="checkbox"/> Yes<br/>2 <input type="checkbox"/> No</p>  |
| Notes  |   |

Facsimile of the American Housing Survey Questionnaire: 1988—Continued

| URE INTERVIEWS - Continued  |  |
|---|--|
| 134a. In all the wiring in the finished areas of the (house/apartment) concealed either in walls or metal coverings?<br>(Exclude appliance cords, extension cords, chandelier cords, telephone or antenna wires.) | 1390 1 <input type="checkbox"/> Yes, concealed<br>2 <input type="checkbox"/> No<br>3 <input type="checkbox"/> No electrical wiring - Skip to item 135a   |
| b. Does every room have an electric outlet or well plug that works?   | 1400 1 <input type="checkbox"/> Yes<br>2 <input type="checkbox"/> No   |
| 135a. Does the (house/apartment) have hot and cold piped water?<br>(Not used on a regular basis by someone outside the unit.)   | 1470 1 <input type="checkbox"/> Yes<br>2 <input type="checkbox"/> No - Skip to item 136a   |
| b. What fuel is used MOST to heat the water?  | 1480 1 <input type="checkbox"/> Electricity<br>2 <input type="checkbox"/> Gas<br>3 <input type="checkbox"/> Fuel oil<br>4 <input type="checkbox"/> Kerosene or other liquid fuel<br>5 <input type="checkbox"/> Coal or coke<br>6 <input type="checkbox"/> Wood<br>7 <input type="checkbox"/> Solar energy<br>8 <input type="checkbox"/> Other - Specify _____  |
| 136a. Does water for the (house/apartment) come from a public or private system, an individual well, or some other source?<br>(Source used for drinking and cooking.)   | 1510 1 <input type="checkbox"/> Public or private water system - Skip to item 137a<br>2 <input type="checkbox"/> Individual well - Ask item 136b<br>3 <input type="checkbox"/> Spring<br>4 <input type="checkbox"/> Cistern<br>5 <input type="checkbox"/> Stream or lake<br>6 <input type="checkbox"/> Bottled water<br>7 <input type="checkbox"/> Other - Specify _____<br>8 <input type="checkbox"/> Skip to item 137a |
| b. How many (houses/apartments) does the well serve?  | 1520 1 <input type="checkbox"/> Only this house/apartment<br>2 <input type="checkbox"/> 2 to 5<br>3 <input type="checkbox"/> 6 or more   |
| c. Is the well drilled or dug?  | 1530 1 <input type="checkbox"/> Drilled<br>2 <input type="checkbox"/> Dug  |
| 137a. Is the (house/apartment) connected to a public sewer?   | 1640 1 <input type="checkbox"/> Yes - Skip to item 138a, page 32<br>2 <input type="checkbox"/> No  |
| b. What means of sewage disposal does the (house/apartment) have?   | 1650 1 <input type="checkbox"/> Septic tank or cesspool - Ask item 137c<br>2 <input type="checkbox"/> Chemical toilet<br>3 <input type="checkbox"/> Outhouse or privy<br>4 <input type="checkbox"/> Other - Specify _____<br>5 <input type="checkbox"/> None<br>6 <input type="checkbox"/> Skip to item 138a, page 32  |
| c. How many (houses/apartments) are connected to the (septic tank/cesspool)?  | 1660 1 <input type="checkbox"/> One<br>2 <input type="checkbox"/> 2 to 5<br>3 <input type="checkbox"/> 6 or more   |

| URE INTERVIEWS - Continued   |  |
|--|--|
| 138a. Does the (house/apartment) have a refrigerator?<br>(Exclude ice boxes.)  | 1580 1 <input type="checkbox"/> Yes<br>2 <input type="checkbox"/> No - Skip to item 139a   |
| b. Is it more than 5 years old?<br>(Age of newest if two or more)  | 1600 1 <input type="checkbox"/> Yes<br>2 <input type="checkbox"/> No   |
| 139a. Does the (house/apartment) have a garbage disposal in the sink?  | 1610 1 <input type="checkbox"/> Yes<br>2 <input type="checkbox"/> No - Skip to item 140a   |
| b. Is it more than 5 years old?  | 1620 1 <input type="checkbox"/> Yes<br>2 <input type="checkbox"/> No   |
| 140a. Does the (house/apartment) have a cookstove or range with an oven?<br>(Include microwaves. Exclude toaster-ovens and portable burners.)<br>(Exclude stove or oven used on a regular basis by someone living outside the unit.) | 1630 1 <input type="checkbox"/> Yes - Skip to item 140c<br>2 <input type="checkbox"/> No   |
| b. Does the (house/apartment) have --  | 1640 1 <input type="checkbox"/> Yes<br>2 <input type="checkbox"/> No   |
| (1) an oven?<br>(Include microwaves. Exclude toaster-ovens.)   | 1650 1 <input type="checkbox"/> Yes<br>2 <input type="checkbox"/> No   |
| (2) cooking burners?<br>(Exclude portable burners.)  | 1660 1 <input type="checkbox"/> Yes<br>2 <input type="checkbox"/> No   |
| c. (Is it/Are they) more than 5 years old?<br>(Age of newest if two or more)   | 1680 1 <input type="checkbox"/> Yes<br>2 <input type="checkbox"/> No   |
| d. What fuel is used MOST for cooking?   | 1670 1 <input type="checkbox"/> Electricity<br>2 <input type="checkbox"/> Gas<br>3 <input type="checkbox"/> Kerosene or other liquid fuel<br>4 <input type="checkbox"/> Coal or coke<br>5 <input type="checkbox"/> Wood<br>6 <input type="checkbox"/> Other - Specify _____<br>7 <input type="checkbox"/> No fuel used |
| 141a. Does the (house/apartment) have a dishwasher?  | 1690 1 <input type="checkbox"/> Yes<br>2 <input type="checkbox"/> No - Skip to item 142a   |
| b. Is it more than 5 years old?  | 1700 1 <input type="checkbox"/> Yes<br>2 <input type="checkbox"/> No   |
| 142a. Does the (house/apartment) have a washing machine (....) in the apartment?   | 1710 1 <input type="checkbox"/> Yes<br>2 <input type="checkbox"/> No - Skip to item 143a   |
| b. Is it more than 5 years old?  | 1720 1 <input type="checkbox"/> Yes<br>2 <input type="checkbox"/> No   |
| 143a. Does the (house/apartment) have a clothes dryer (....) in the apartment?   | 1730 1 <input type="checkbox"/> Yes<br>2 <input type="checkbox"/> No - Skip to item 144a   |
| b. Is it more than 5 years old?  | 1740 1 <input type="checkbox"/> Yes<br>2 <input type="checkbox"/> No   |
| c. What kind of fuel does the dryer use?   | 1750 1 <input type="checkbox"/> Electricity<br>2 <input type="checkbox"/> Gas<br>3 <input type="checkbox"/> Other - Specify _____  |
| 144a. Does the (house/apartment) have central air conditioning?  | 1760 1 <input type="checkbox"/> Yes<br>2 <input type="checkbox"/> No - Skip to item 144c   |
| b. What kind of fuel does it use?  | 1770 1 <input type="checkbox"/> Electricity<br>2 <input type="checkbox"/> Gas<br>3 <input type="checkbox"/> Other - Specify _____<br>Skip to item 145a, page 33  |
| c. Does the (house/apartment) have room air conditioning?  | 1780 1 <input type="checkbox"/> Yes<br>2 <input type="checkbox"/> No - Skip to item 145a, page 33  |
| d. How many?   | 1790 _____ Number  |

Facsimile of the American Housing Survey Questionnaire: 1988—Continued

**URE INTERVIEWS — Continued**

**145a.** What fuel is used MOST for heating the (house/apartment)?

1895  Electricity  
 Gas  
 Fuel oil  
 Kerosene or other liquid fuel  
 Coal or coke  
 Wood  
 Solar energy  
 Other — Specify \_\_\_\_\_  
 None — Skip to item 146

**b.** Besides (fuel marked in item 145a), what other fuel is used for heating the (house/apartment)? (Mark all that apply.)

1810  Electricity  
 Gas  
 Fuel oil  
 Kerosene or other liquid fuel  
 Coal or coke  
 Wood  
 Solar energy  
 Other — Specify \_\_\_\_\_  
 None

**146.** Does the (house/apartment) have a usable fireplace?

1820  Yes  
 No

**147.** PLEASE LOOK AT THIS CARD. What type of heating equipment is used MOST to heat the (house/apartment)?

1840  A central warm-air furnace (with air vents or ducts to the individual rooms) or other system using steam or hot water)  
 Steam or hot-water system (radiators or other system using steam or hot water)  
 Electric heat pump  
 Other built-in electric units (permanently installed in wall, ceiling, or baseboards)  
 Floor, wall, or other built-in, hot-air heater without ducts  
 Room heaters — (Is it /Are they) \_\_\_\_\_  
 Kerosene, gas, or oil heaters VENTED to the outside through a chimney, flue, or pipe?  
 UNVENTED gas, oil, or kerosene heaters?  
 Portable electric heaters?  
 Stoves(s)  
 Fireplace(s) WITH inserts (installed equipment designed to circulate more heat into the room)  
 Fireplace(s) with NO inserts  
 Other — Specify \_\_\_\_\_  
 None — Skip to item 149a, page 34

**148a.** What other kinds of heating equipment does the (house/apartment) have or use? (Mark all that apply.)

1850  A central warm-air furnace (with air vents or ducts to the individual rooms)  
 Steam or hot-water system (radiators or other system using steam or hot water)  
 Electric heat pump  
 Other built-in electric units (permanently installed in wall, ceiling, or baseboards)  
 Floor, wall, or other built-in, hot-air heater without ducts  
 Room heaters — (Is it /Are they) \_\_\_\_\_  
 Kerosene, gas, or oil heaters, VENTED to the outside through a chimney, flue, or pipe?  
 UNVENTED gas, oil, or kerosene heaters?  
 Portable electric heaters?  
 Stoves(s)  
 Fireplace(s) WITH inserts (installed equipment designed to circulate more heat into the room)  
 Fireplace(s) with NO inserts  
 Other — Specify \_\_\_\_\_  
 None — Go to item 149a, page 34

**b.** Anything else?  
 Yes — Mark appropriate box(es), then go to item 149a, page 34  
 No — Go to item 149a, page 34

**URE INTERVIEWS — Continued**

**149a.** Does the (house/apartment) have a porch, deck, balcony, or patio? (Measuring at least four feet by four feet) (Exclude if already counted as a room.)

1930  Yes  
 No

**b.** Does the (house/apartment) have open cracks or holes in the inside walls or ceilings? (Cracks thicker than a dime)

1940  Yes  
 No

**c.** Does the (house/apartment) have holes in the floors? (Big enough for someone to trip in)

1950  Yes  
 No

**d.** Does the (house/apartment) have any area of peeling paint or broken plaster bigger than 8 inches by 11 inches? (The size of a weekly news magazine or standard letter)

1960  Yes  
 No

**150a.** Is the (house/apartment) INTENDED for year round use, for occupancy only on a seasonal basis, or for use by migrant workers?

2480  Year round (occupied temporarily at time of interview) — Skip to item 150c  
 Seasonal — Summers only  
 Seasonal — Winters only  
 Other seasonal — Specify \_\_\_\_\_  
 Migratory

**b.** Does the construction and heating of the (house/apartment) make it suitable for year-round use?

2490  Yes  
 No

**c.** How many months has it been since the (house/apartment) was occupied as a permanent home?

- 861 +  
 2470 \_\_\_\_\_ Months (if 1 — 24 months)  
 Less than 1 month  
 Over 2 years  
 NEVER OCCUPIED AS A PERMANENT HOME  
 Don't know

**d.** Is the ownership of the (house/apartment) time-shared?

3070  Yes  
 No

**151.** Check item (See Control Card item 8b.)  
 Owned — Skip to item 154, page 35  
 Rented — Ask item 152a, page 35  
 No cash rent — Skip to item 152c(1), page 35

Notes



Facsimile of the American Housing Survey Questionnaire: 1988—Continued

**URE INTERVIEWS — Continued**  
- 6 5 1 -

**152a.** How often is the rent on the (house/apartment) due?  12 Monthly Times per year

**b.** How much is the rent? (If parking billed separately, exclude it here and mark NO to items 153a and 153b without asking.) 2310 \$ 00

**c. (1)** Is this (house/apartment) for vacation or other short-term use? - 6 5 1 -  
2485  1 Yes  2 No

**(2)** Check item (See item 127, page 29.)  
 Mobile home either one-unit or two-or-more-units — Ask item 152g  
 Not a mobile home — Skip to item 153g

**d.** Do you pay separate rent for the land? 2511  1 Yes  2 No — Skip to item 152g

**e.** How many times a year is the (land/site) rent due? 2512 Monthly Times per year

**f.** What is the cost each . . . (Billing period)? 2513 \$ 00  
 No cash rent  
 Included in mobile home park fee

**g.** (---/In addition to the rent), do you pay any (---/additional) mobile home park fee? 3150  1 Yes  2 No — Skip to item 152j

**h.** How many times a year is the fee due? 3585 Monthly Times per year

**i.** What is the cost each . . . (Billing period)? 3600 \$ 00  
 Included in mobile home rent

**j.** Are there any (---/other) required fees for utility hookups, mobile home association fees, and so forth? - 6 5 1 -  
2517  1 Yes  2 No — Skip to item 153a

**k.** How many times a year are the fees due? 2518 Monthly Times per year

**l.** What is the average cost each . . . (Billing period) for those fees? 2519 \$ 00

**153a.** Is a garage or carport included (in the rent/with the home)? 2820  1 Yes — Skip to item 154  2 No

**b.** Is an offstreet parking space included? 2830  1 Yes  2 No

**154.** Check item (See item 127, page 29.)  
 Mobile home either one-unit or two-or-more-units — Skip to item 156, page 38  
 Not a mobile home — Ask item 155

**155.** About when was the building originally built? 2810  1980 or later  2  
Month Year — Skip to item 158, page 38  
2810  1 1979  2 78-78  3 70-74  4 60-69  5 50-59  6 40-49  7 30-39  8 20-29  9 1919 or earlier

**URE INTERVIEWS — Continued**  
- 6 5 1 -

**156.** Excluding the dealer's lot, is this the first site on which this mobile home was placed? 2900  1 Yes, first site  2 No, moved from another site  3 Don't know

**157.** What is the model year of the mobile home? 2810 Year  
2810  1980 or later  2 1979  3 75-78  4 70-74  5 60-69  6 50-59  7 40-49  8 1939 or earlier

**158.** Check item (See item 127, page 29.)  
 Two-or-more-unit building or two-or-more-unit mobile home — Skip to item 160  
 All others — Ask item 159a

**159a.** How large is the (lot/site)? (Include all connecting land that is owned or rented with the home.) 2890 Square feet  
2890 Feet by  
3000 feet OR  
3010 Whole acres  
0 Don't know — Ask item 159b

**b.** MARK OR ASK —  
3020  1 Yes  2 No

**160.** Check item (See Control Card item Bb.)  
 Owned — Ask item 161a  
 Rented — Skip to item 171, page 39  
 Occupied without payment of cash rent — Skip to item 171, page 39

**161a.** Is there a commercial establishment on the property? 3030  1 Yes  2 No

**b.** Is there a medical or dental office on the property? 3040  1 Yes  2 No

**162a.** Check item (See item 150d, page 34.)  
 Unit is time-shared — Skip to item 163a  
 Unit is not time-shared — Ask item 162b

**b.** How much do you think the (house/apartment) would sell for on today's market? 3100 \$ 00

**163a.** Is a garage or carport included with the (house/apartment)? - 6 5 1 -  
2820  1 Yes — Skip to item 164a  2 No

**b.** Is an offstreet parking space included? 2830  1 Yes  2 No

**164a.** Check item (See item 127, page 29.)  
 Mobile home either one-unit or two-or-more-units — Skip to item 166a, page 37  
 Not a mobile home — Go to item 164b

**164b.** (See item 129a, page 29.)  
 Condominium or cooperative — Ask item 165a, page 37  
 All others — Skip to item 167a, page 38

Facsimile of the American Housing Survey Questionnaire: 1988—Continued

**URE INTERVIEWS — Continued**

**165a.** What were the real estate taxes last year for the (condominium/cooperative) unit? (Include school taxes, special assessments, and any other real estate taxes.) (Exclude taxes past due from other years.) (Subtract any rebates.)

3520 \$ 00

**b.** (Did the owner/Did you receive a real estate property tax rebate last year?)

3524 1  Yes  
2  No — Skip to item 165d

**c.** What was the amount of the property tax rebate?

3528 \$ 00

**d.** (Is the owner/Are you) required to pay a (condominium/cooperative) association fee?

3570 1  Yes  
2  No — Skip to item 171, page 39

**e.** How many times a year is the fee due?

3580 \_\_\_\_\_ Times per year  
12  Monthly

**f.** What is the average cost each . . . (Billing period)?

3590 \$ 00 Skip to item 171, page 39

**166a.** On the mobile home (. . ./and its lot) last year, what was the total cost of — property and real estate taxes, registration fees, and license fees? (Include school taxes, special assessments, and any other real estate taxes.) (Exclude taxes past due from other years.) (Subtract any rebates.)

3524 1  Yes  
2  No — Skip to item 166d

**b.** (Did the owner/Did you) receive a real estate property tax rebate last year?

3528 \$ 00

**c.** What was the amount of the property tax rebate?

3580 \$ 00

**d.** Do you own the land?

2607 1  Yes — Skip to item 166h  
2  No

**e.** Do you pay separate rent for the land?

2511 1  Yes  
2  No — Skip to item 166h

**f.** How many times a year is the (land/site) rent due?

2512 \_\_\_\_\_ Times per year  
12  Monthly

**g.** What is the cost each billing period?

2513 \$ 00

0  No cash rent—  
999?  Included in mobile home park fee or association fee

**h.** (Is the owner/Are you) required to pay any (additional) mobile home park fee?

3350 1  Yes  
2  No — Skip to item 166k

**i.** How many times a year is the fee due?

3555 \_\_\_\_\_ Times per year  
12  Monthly

**j.** What is the average cost each . . . (Billing period)?

3400 \$ 00

**k.** Are there (any/any other) required fees for utilities, sewer, or mobile home association fees, and so forth?

2517 1  Yes  
2  No — Skip to item 171, page 39

**l.** How many times a year are the fees due?

2518 \_\_\_\_\_ Times per year  
12  Monthly

**m.** What is the average cost each . . . (Billing period) for those fees?

2519 \$ 00 Skip to item 171, page 39

**URE INTERVIEWS — Continued**

**167a.** What were the real estate taxes last year for the (house/apartment) and its land? (Include all connecting owned land. If multi-unit building, estimate share for sample unit. Include school taxes, special assessments, and any other real estate taxes.) (Exclude taxes past due from other years.) (Subtract any rebates.)

3520 \$ 00

**b.** (Did the owner/Did you) receive a real estate property tax rebate last year?

3524 1  Yes  
2  No — Skip to item 169a

**c.** What was the amount of the property tax rebate?

3528 \$ 00

**168. WASHINGTON USE ONLY**

**169a.** (Is the owner/Are you) required to pay a homeowner's association fee?

3570 1  Yes  
2  No — Skip to item 170a

**b.** How many times a year is the fee due?

3580 \_\_\_\_\_ Times per year  
12  Monthly

**c.** What is the average cost each . . . (Billing period)?

3590 \$ 00 Skip to item 171, page 39

**170a.** In some parts of the country, people own their homes but rent the land. (Does the owner of the unit/Do you) pay rent for the land?

3610 1  Yes  
2  No — Skip to item 171, page 39

**b.** How many times a year is the land rent due?

3630 \_\_\_\_\_ Times per year  
12  Monthly

**c.** What does it cost each time?

3640 \$ 00

Notes

Facsimile of the American Housing Survey Questionnaire: 1988—Continued

**171. Now I have some questions about utility costs. You may check your records if you wish. When two or more utilities are billed together, try to determine the cost of each.**

**a. In the past 12 months what was the average MONTHLY cost for electricity?**

1  Not used  
 2  Included in rent, site rent, condominium or other fee, etc.  
 3  Obtained free

Billed with — (Mark all that apply.)  
 1  Electricity  
 2  Fuel oil  
 3  Other fuel  
 4  Garbage and trash  
 5  Water and sewage

**b. In the past 12 months what was the average MONTHLY cost for gas?**

1  Not used — Skip to item 171d  
 2  Included in rent, site rent, condominium or other fee  
 3  Obtained free

Billed with — (Mark all that apply.)  
 1  Electricity  
 2  Gas  
 3  Other fuel  
 4  Garbage and trash  
 5  Water and sewage

**c. In the gas from underground pipes or bottled gas?**

1  Underground pipes serving neighborhood  
 2  Bottled gas

Billed with — (Mark all that apply.)  
 1  Electricity  
 2  Gas  
 3  Other fuel  
 4  Garbage and trash  
 5  Water and sewage

**d. In the past 12 months what was the total ANNUAL cost for fuel oil?**

1  Not used  
 2  Included in rent, site rent, condominium or other fee  
 3  Obtained free

Billed with — (Mark all that apply.)  
 1  Electricity  
 2  Gas  
 3  Other fuel  
 4  Garbage and trash  
 5  Water and sewage

**e. In the past 12 months what was the total ANNUAL cost for wood, coal, kerosene, or any other fuel?**

1  Not used  
 2  Included in rent, site rent, condominium or other fee  
 3  Obtained free

Billed with — (Mark all that apply.)  
 1  Electricity  
 2  Gas  
 3  Fuel oil  
 4  Garbage and trash  
 5  Water and sewage

**f. In the past 12 months what was the total ANNUAL cost for garbage and trash collection?**

1  Not used  
 2  Included in real estate taxes, rent, site rent, condominium or other fee  
 3  Obtained free

Billed with — (Mark all that apply.)  
 1  Electricity  
 2  Gas  
 3  Fuel oil  
 4  Other fuel  
 5  Water and sewage

**g. In the past 12 months what was the total ANNUAL cost for water supply and sewage disposal?**

1  Not used  
 2  Included in real estate taxes, rent, site rent, condominium or other fee  
 3  Obtained free

Billed with — (Mark all that apply.)  
 1  Electricity  
 2  Gas  
 3  Fuel oil  
 4  Other fuel  
 5  Garbage and trash

**172. Check item**  
**a. (See Control Card item 8b.)**  
 Owned — Skip to item 174a, page 40  
 Rented or occupied without payment of cash rent — Go to item 172b  
**b. (See item 127, page 25.)**  
 Two-or-more unit building or two-or-more unit mobile home — Ask item 173a  
 All others — Skip to item 173b

**173a. Does either the owner or a resident manager live in the building/complex?**  
 (Exclude staff who do only maintenance.)  
 1  Yes  
 2  No

**b. What is the owner's name and address?**  
 Where do you send your rent?  
 Name (Please print) \_\_\_\_\_  
 Address (Number, street) \_\_\_\_\_  
 City \_\_\_\_\_ State \_\_\_\_\_ ZIP Code \_\_\_\_\_  
 Title \_\_\_\_\_ Location \_\_\_\_\_  
 1  Home  
 2  Office  
 Area code, number, extension \_\_\_\_\_  
 1  Home  
 2  Business

**c. What is the (owner's/officer's) telephone number?**

**174. Check item**  
**a. (See item 3, page 1.)**  
 Control number in sample last enumeration period — Go to item 174b  
 Control number in sample for first time this enumeration period — Skip to item 176a, page 41  
**b. (See item 5, page 1.)**  
 Same house/apartment/mobile home as last enumeration period — Go to item 174c  
 Different house/apartment/mobile home from last enumeration period — Skip to item 176a, page 41  
**c. (See Control Card item 9c.)**  
 Unit was a noninterview in 1984  
 Yes — Skip to item 176a, page 41  
 No — Go to item 175a

**175a. Since 1984, has there been a change in the amount of living space in this (house/apartment) because of putting on an addition, finishing an attic or converting a garage to living space?**  
 (Do not count finishing a basement.)  
 1  Yes — Go to item 175b  
 2  No — Go to item 177a, page 42

**175b. How many square feet of living space were added or lost?**  
 (If dimensions given, record dimensions.)  
 ADDITION \_\_\_\_\_ Square feet  
 \_\_\_\_\_ X \_\_\_\_\_ dimensional  
 LOSS \_\_\_\_\_ Square feet  
 \_\_\_\_\_ X \_\_\_\_\_ dimensional  
 Don't know

**176a. INSTRUCTION — GO TO ITEM 177a, PAGE 42.**

Notes

Facsimile of the American Housing Survey Questionnaire: 1988—Continued

**175a. Housing size is important for analysis of other information from this survey. How many square feet are there in the (house/apartment)?**

**4800**  Don't know — Ask item 176b

(Include basements and finished attics. Exclude unfinished attics, carports, and attached garages. Also exclude porches that are not protected from the elements). . . .

(---) Exclude the mobile home hitch.)

**b. How many (stories/floors) are there in this (house/apartment)? (Include basements and finished attics. . . .)**

(In apartments, floors refers only to the apartment itself.)

**4810**  Yes  No

**c. MARK OR ASK —** Is the (house/apartment) a split level?

**4820**  Yes  No

**d. What is the length and width of each floor of the (house/apartment)? (Include basements and finished attics. Exclude unfinished attics, carports, and attached garages. Also exclude porches that are not protected from the elements). . . .**

(---) Exclude the mobile home hitch.)

(Record dimensions of each room separately. If respondent is unable to give dimensions for the total floor size.)

| Basement   | Rectangles or squares |            |           |            |       |        |       |
|--|-----------------------|------------|-----------|------------|-------|--------|-------|
|  | First (a)             | Second (b) | Third (c) | Fourth (d) |       |        |       |
| Length   | Width                 | Length     | Width     | Length     | Width | Length | Width |
| 1st floor of unit  |                       |            |           |            |       |        |       |
| 2nd floor of unit  |                       |            |           |            |       |        |       |
| 3rd floor of unit  |                       |            |           |            |       |        |       |
| 4th floor of unit  |                       |            |           |            |       |        |       |
| <b>4840</b> <input type="checkbox"/> Don't know — Skip to item 177a, page 42 |                       |            |           |            |       |        |       |

**e. SKETCH** (If enough information is available, draw sketch of sample unit below.)

**OFFICE USE ONLY** **4840**  Square feet

**f. INSTRUCTION — GO TO ITEM 177A, PAGE 42**

Notes

**NEIGHBORHOOD QUALITY SUPPLEMENT**

**NOTE —** Ask all categories in item 177a before proceeding to item 177b.

**NOTE —** Ask item 177b only for those categories in item 177a which were answered "Yes."

**177a. The following questions are concerned with specific aspects of your PRESENT neighborhood.**

Does the neighborhood have —

**177b. Does the (Condition) bother you?**

**177c. Is it so objectionable that you would like to move from the neighborhood?**

**178a. Is there public transportation for this area?**

**178b. Do you have satisfactory neighborhood shopping, that is, grocery stores or drug stores?**

**178c. (Does anyone in the household (Do you) use public transportation at least once a week?)**

**178d. Check item (See Control Card items 11, 14, and 18.) (Mark first box that applies.)**

**181a. (Does . . . (Do the children) attend a public school or a private school?) (Mark all that apply.)**

**b. Is the public elementary school that children living at this address (attend/would attend) satisfactory? (If more than one public elementary school, ask about the closest one to the sample unit.)**

**c. Is it so unsatisfactory that you would like to move from the neighborhood?**

**d. Is that public elementary school within one mile of here?**

**182. WASHINGTON USE ONLY**

Facsimile of the American Housing Survey Questionnaire: 1988—Continued

### MONORELATIVE INCOME

**183.** Check item (See Control Card items 13 and 18.)  
 Household contains people age 14+ NOT related to reference person — Ask item 184a  
 All others — Go to Control Card item 9a

|   | - 6 2 B +<br>4860 Line number  | - 6 3 I +<br>4860 Line number  | - 6 3 J +<br>4860 Line number  | - 6 3 K +<br>4860 Line number  |
|---|--|--|--|--|
| <b>184a.</b> I have a few questions that I would like to ask ... relatives (if any) they have now?  | 1 <input type="checkbox"/> Yes — Skip to item 184c<br>2 <input type="checkbox"/> No — Ask item 184b<br>4860<br>0 <input type="checkbox"/> None<br>(If unable to estimate, ask best time to reach nonrelative by telephone. Ask item 184c of nonrelatives who are here, and then go to Control Card item 9a.) | 1 <input type="checkbox"/> Yes — Skip to item 184c<br>2 <input type="checkbox"/> No — Ask item 184b<br>4870<br>0 <input type="checkbox"/> None<br>(If unable to estimate, ask best time to reach nonrelative by telephone. Ask item 184c of nonrelatives who are here, and then go to Control Card item 9a.) | 1 <input type="checkbox"/> Yes — Skip to item 184c<br>2 <input type="checkbox"/> No — Ask item 184b<br>4870<br>0 <input type="checkbox"/> None<br>(If unable to estimate, ask best time to reach nonrelative by telephone. Ask item 184c of nonrelatives who are here, and then go to Control Card item 9a.) | 1 <input type="checkbox"/> Yes — Skip to item 184c<br>2 <input type="checkbox"/> No — Ask item 184b<br>4870<br>0 <input type="checkbox"/> None<br>(If unable to estimate, ask best time to reach nonrelative by telephone. Ask item 184c of nonrelatives who are here, and then go to Control Card item 9a.) |
| <b>b.</b> As I mentioned earlier, we are concerned about housing costs compared to income. What is your estimate of ... total income before deductions in the last 12 months?   | 4880<br>0 <input type="checkbox"/> None<br>(If unable to estimate, ask best time to reach nonrelative by telephone. Ask item 184c of nonrelatives who are here, and then go to Control Card item 9a.)  | 4880<br>0 <input type="checkbox"/> None<br>(If unable to estimate, ask best time to reach nonrelative by telephone. Ask item 184c of nonrelatives who are here, and then go to Control Card item 9a.)  | 4880<br>0 <input type="checkbox"/> None<br>(If unable to estimate, ask best time to reach nonrelative by telephone. Ask item 184c of nonrelatives who are here, and then go to Control Card item 9a.)  | 4880<br>0 <input type="checkbox"/> None<br>(If unable to estimate, ask best time to reach nonrelative by telephone. Ask item 184c of nonrelatives who are here, and then go to Control Card item 9a.)  |
| <b>c.</b> Introduce yourself. I have been asking ... a few questions about this building. One of the main housing problems today is the cost of housing compared to income. What was your income before deductions in the past 12 months? | 4890<br>0 <input type="checkbox"/> None<br>(If unable to estimate, ask best time to reach nonrelative by telephone. Ask item 184c of nonrelatives who are here, and then go to Control Card item 9a.)  | 4890<br>0 <input type="checkbox"/> None<br>(If unable to estimate, ask best time to reach nonrelative by telephone. Ask item 184c of nonrelatives who are here, and then go to Control Card item 9a.)  | 4890<br>0 <input type="checkbox"/> None<br>(If unable to estimate, ask best time to reach nonrelative by telephone. Ask item 184c of nonrelatives who are here, and then go to Control Card item 9a.)  | 4890<br>0 <input type="checkbox"/> None<br>(If unable to estimate, ask best time to reach nonrelative by telephone. Ask item 184c of nonrelatives who are here, and then go to Control Card item 9a.)  |

**Notes**

### INTERVIEWER OBSERVATION

**185a.** How many stories are in the building, including the basement? (If split level, count greatest number of stories on top of each other.)

- 6 0 B +  
4780

OR

- 6 0 B +  
4780

**b.** What is the condition of the light fixtures in the public halls?

4790

**c.** How many stories are there from main entrance of building to main entrance of sample unit?

4800

**d.** Is there a passenger elevator on this floor?

4810

**e.** Are there loose, broken, or missing steps on any common stairways inside this building or attached to this building?

4820

**f.** Are all railings on the common stairways firmly attached?

4830

**g.** What is the external condition of the building that contains the sample unit, as visible from front of building or roadway? (Mark all that apply.)

4840

**h.** How many mobile homes are in the group? (Including sample mobile home)

4850

**i.** How would you classify the structure that contains the sample unit?

**j.** How many living quarters are in the structure that contains the sample unit? (Including the sample unit)

Facsimile of the American Housing Survey Questionnaire: 1988—Continued

**INTERVIEWER OBSERVATION — Continued**

The items on this page concern the area within 300 feet from the front entrance of the building in which sample unit is located.

**186a.** Which of these are within 300 feet of building containing the sample unit?  
(Exclude this building.)  
(Mark all that apply.)

**4820**  Single-family, detached house(s)  
 Single-family, attached house(s) or low-rise (1–3 story) residential multiunit building(s)  
 Mid-rise (4–6 story) residential multiunit building(s)  
 High-rise (7+ story) residential multiunit building(s)  
 Mobile home(s) (exclude campers)  
 Commercial, institutional, industrial building(s)  
 Residential parking lot(s)  
 Body of water  
 Open space, park, woods, farm, or ranch  
 4+ lane highway, railroad, or airport  
 Other — Specify \_\_\_\_\_

**OR**

**12**  Could not observe

**b.** What is the predominant age of residential buildings within 300 feet?  
(Exclude this building.)

**4820**  Older than sample unit  
 About the same  
 Newer than sample unit  
 Very mixed  
 No other residential buildings

**c.** Are any buildings vandalized, or interior exposed to the elements?  
(Exclude this building.)

**4830**  Yes, only one vandalized or exposed  
 Yes, more than one  
 None vandalized or exposed  
 No other buildings within 300 feet — Skip to item 186e

**d.** Are there bars on windows of buildings in area?  
(Exclude this building.)

**4840**  Yes, only one building with bars  
 Yes, more than one  
 No bars on windows

**e.** What is the condition of streets?

**4850**  Major repairs needed  
 Minor repairs needed  
 No repairs needed  
 No streets within 300 feet

**f.** Is there trash, litter, or junk in streets, roads, empty lots, or on any properties?  
(Include this building.)

**4860**  Major accumulation  
 Minor accumulation  
 None

**INTERVIEW COMPLETED**

**187.** Suggestions/Problems (InterComm or S\*M\*A\*R\*T suggestion form filled)

**4865**  Questionnaire/Control Card suggestions or problems specific to this interview — Describe on appropriate form  
 General questionnaire/Control Card suggestions or problems — Describe on appropriate form  
 Procedural suggestions — Describe on appropriate form

**188.** Item number or item ranges involved in suggestion/problem

**4871**

**4872**

**4873**

**4874**

Notes

Facsimile of the American Housing Survey Questionnaire: 1988—Continued

Notes

Page 48

FORM HUD-88-1 (01-197)

Notes

Page 47

FORM HUD-88-1 (01-197)

Facsimile of the American Housing Survey Control Card: 1988

**FORM AHS-61** U.S. DEPARTMENT OF COMMERCE BUREAU OF THE CENSUS  
**CONTROL CARD AMERICAN HOUSING SURVEY**

**NOTICE** - All information which would permit identification of the individual will be held in strict confidence by law, under U.S. Code, title 13, and may be used only by sworn Census employees and may be used only for statistical purposes.

**INTRODUCTION**  
**OCCUPIED HOUSEHOLD:** Hello, I am ... from the United States Bureau of the Census. Here is my identification card. We are taking a survey of housing in the United States. I have some questions I would like to ask you. Will you receive our letter? If prior year interview, ask: Is this the (last name of reference person) household?  
**VACANT INTERVIEW:** Hello, I am ... from the United States Bureau of the Census. Here is my identification card. We are taking a survey of housing in the United States. I have some questions about (Rent address). Here is a letter which provides some information about the survey.

**AREA SEGMENTS ONLY**  
**4a** Yes/fully  
 Ask first visit  
 Do NOT ask  
**4b** Coverage questions  
 Ask items marked  
 Do NOT ask  
**4c** Are there any occupied or vacant apartments besides (your own that one) on the same floor?  
 Yes - Fill Table X  
 No  
**4d** Is there any other building on the property for people to live in - either occupied or vacant?  
 Yes - Fill Table X  
 No

**5a** LAND USE - Follow instructions for box that is marked.  
 1  URBAN - 06 to item 8  
 2  RURAL  
 3  UNDEVELOPED  
 4  UNDEVELOPED  
 5  UNDEVELOPED  
 6  UNDEVELOPED  
 7  UNDEVELOPED  
 8  UNDEVELOPED  
 9  UNDEVELOPED  
 10  UNDEVELOPED  
 11  UNDEVELOPED  
 12  UNDEVELOPED  
 13  UNDEVELOPED  
 14  UNDEVELOPED

**6** STATUS OF CONTROL NUMBER  
 Control number in sample last enumeration period ...  
 Control number in sample for first time this enumeration period - Mark reason for adding control number below.  
 New construction  
 Mobile home moved in  
 House moved in  
 Unit resulted from structural conversion  
 Conversion of nonresidential unit  
 Sample redesign  
 Other - Specify

**7a** CLASSIFICATION OF LIVING QUARTERS  
 Survey year  
 1 2 3 4 5  
 Unit NOT in a special place ...  
 Unit in a special place - Refer to Table A in part C of manual. Skip to item 7c and mark the appropriate box.  
**7b** ACCESS - Mark or ask:  
 Does (Address in item 3a) have direct access either from the outside or through a common hall?  
 Survey year  
 1 2 3 4 5  
 Yes, direct  
 No, through another unit - Not a separate unit; combine with unit through which access is gained. Apply merged unit procedures if appropriate.

**7c** Mark or ask: Is (Address in item 3a) a house, an apartment, a mobile home, or some other type of residence?  
 HOUSING UNIT  
 House, apartment, flat  
 Mobile home with NO permanent room added  
 Mobile home WITH one or more permanent rooms added  
 HU in nontransient hotel, motel, etc.  
 HU, permanent in transient hotel, motel  
 HU in rooming house  
 Boat or recreational vehicle  
 Tent, cave, or railroad car  
 HU not specified above - Specify  
 OTHER UNIT (Treat as Type B noninterview. Mark and go to AHS-62.)  
 Quarters not HU in rooming or boarding house  
 Student quarters in college dormitory  
 Unoccupied site for mobile home, trailer, or tent  
 Unit not permanent in transient hotel, motel, etc.  
 OTHER UNIT not described above - Specify

**7d** ACCESS - Mark or ask:  
 Does (Address in item 3a) have direct access either from the outside or through a common hall?  
 Survey year  
 1 2 3 4 5  
 Yes, direct  
 No, through another unit - Not a separate unit; combine with unit through which access is gained. Apply merged unit procedures if appropriate.

**8a** CHECK ITEM  
 Survey year  
 1 2 3 4 5  
 Occupied - Go to item 8b  
 Not occupied - Go to AHS-63

**8b** TENURE  
 Is this (house/apartment) - (rent, mortgage, or other) until a "Yes" reply is received?  
 Survey year  
 1 2 3 4 5  
 Owned or being bought by someone in your household?  
 Rented for cash?  
 Occupied without payment of cash rent?

**9** OFFICE USE ONLY  
 Survey year  
 1 2 3 4  
 Rep. Occ.  
 Non-interview  
 VAC  
 Interview status  
 Data completed  
 Month Day Year  
 9a  
 9b  
 9c  
 9d  
 9e  
 9f  
 9g  
 9h  
 9i  
 9j  
 9k  
 9l  
 9m  
 9n  
 9o  
 9p  
 9q  
 9r  
 9s  
 9t  
 9u  
 9v  
 9w  
 9x  
 9y  
 9z

**9a** What is the best time to reach you?  
 Survey year  
 1 2 3 4 5  
 Time  
 a.m.  
 p.m.

**9b** What is the number?  
 Survey year  
 1 2 3 4 5  
 Area code  
 Number  
 Mark (X) if unlisted/ref.

**9c** I may have to clarify something with you regarding your work. Is there a telephone on which you can be reached?  
 Survey year  
 1 2 3 4 5  
 Yes  
 No - Skip to i

**9d** Line number of respondent (For Vacant Interviews, use the codes below.)  
 Survey year  
 1 2 3 4 5  
 88 - Manager  
 89 - Owner  
 90 - Landlord/Landlady  
 91 - Rental/Real Estate Agent  
 92 - Neighbor  
 93 - Observer  
 94 - Other

**9e** What is the number?  
 Survey year  
 1 2 3 4 5  
 Area code  
 Number  
 Mark (X) if unlisted/ref.

**9f** What is the best time to reach you?  
 Survey year  
 1 2 3 4 5  
 Time  
 a.m.  
 p.m.

**9g** I may have to clarify something with you regarding your work. Is there a telephone on which you can be reached?  
 Survey year  
 1 2 3 4 5  
 Yes  
 No - Skip to i

**9h** What is the number?  
 Survey year  
 1 2 3 4 5  
 Area code  
 Number  
 Mark (X) if unlisted/ref.

**9i** What is the best time to reach you?  
 Survey year  
 1 2 3 4 5  
 Time  
 a.m.  
 p.m.

**9j** I may have to clarify something with you regarding your work. Is there a telephone on which you can be reached?  
 Survey year  
 1 2 3 4 5  
 Yes  
 No - Skip to i

**9k** What is the number?  
 Survey year  
 1 2 3 4 5  
 Area code  
 Number  
 Mark (X) if unlisted/ref.

**9l** What is the best time to reach you?  
 Survey year  
 1 2 3 4 5  
 Time  
 a.m.  
 p.m.

**9m** I may have to clarify something with you regarding your work. Is there a telephone on which you can be reached?  
 Survey year  
 1 2 3 4 5  
 Yes  
 No - Skip to i

**9n** What is the number?  
 Survey year  
 1 2 3 4 5  
 Area code  
 Number  
 Mark (X) if unlisted/ref.

**9o** What is the best time to reach you?  
 Survey year  
 1 2 3 4 5  
 Time  
 a.m.  
 p.m.

**9p** I may have to clarify something with you regarding your work. Is there a telephone on which you can be reached?  
 Survey year  
 1 2 3 4 5  
 Yes  
 No - Skip to i

**9q** What is the number?  
 Survey year  
 1 2 3 4 5  
 Area code  
 Number  
 Mark (X) if unlisted/ref.

**9r** What is the best time to reach you?  
 Survey year  
 1 2 3 4 5  
 Time  
 a.m.  
 p.m.

**9s** I may have to clarify something with you regarding your work. Is there a telephone on which you can be reached?  
 Survey year  
 1 2 3 4 5  
 Yes  
 No - Skip to i

**9t** What is the number?  
 Survey year  
 1 2 3 4 5  
 Area code  
 Number  
 Mark (X) if unlisted/ref.

**9u** What is the best time to reach you?  
 Survey year  
 1 2 3 4 5  
 Time  
 a.m.  
 p.m.

**9v** I may have to clarify something with you regarding your work. Is there a telephone on which you can be reached?  
 Survey year  
 1 2 3 4 5  
 Yes  
 No - Skip to i

**9w** What is the number?  
 Survey year  
 1 2 3 4 5  
 Area code  
 Number  
 Mark (X) if unlisted/ref.

**9x** What is the best time to reach you?  
 Survey year  
 1 2 3 4 5  
 Time  
 a.m.  
 p.m.

**9y** I may have to clarify something with you regarding your work. Is there a telephone on which you can be reached?  
 Survey year  
 1 2 3 4 5  
 Yes  
 No - Skip to i

**9z** What is the number?  
 Survey year  
 1 2 3 4 5  
 Area code  
 Number  
 Mark (X) if unlisted/ref.



Facsimile of the American Housing Survey Control Card: 1988—Continued

| PGM 3       | UPDATE EVERY SURVEY  |   |   |  |  | UPDATE EVERY SURVEY FOR PERSONS 14 YEARS OF AGE OR OLDER  |  |  |   |   | 27  |   |   |  |    |                          |    |
|-------------|--|---|---|--|--|---|--|--|---|---|---|---|---|--|----|--------------------------|----|
|             | 10   | 11  | 12  | 13   | 14   | 15a   | 16   | 17   | 18  | 19  |   | 20  | 21  | 22   | 23 | 24                       | 25 |
| 10          | HOUSEHOLD ROSTER SUBSEQUENT INTERVIEW OF HOUSEHOLD — Skip to item 12b below. | FIRST INTERVIEW OF HOUSEHOLD — Ask item 11. What are the names of all persons living or staying here? Start with the name of the person or one of the persons who (owns/rents) this home. | RELATIONSHIP TO REFERENCE PERSON If necessary, ask: What is ...'s relationship to (Reference person)? Examples: Reference person, husband, wife, son, daughter-in-law, partner, lodger, lodger's wife, etc. | HOUSEHOLD MEMBER Does ... usually live here? If "No," probe for URE. If "No," STOP questions person. If "No," for all persons, GO TO AHS-62. | OWNER/RENTER In whose name is this home (owned/rented)? Mark (X) all lines that apply. | BIRTH DATE/AGE a. What is ...'s date of birth? Enter two digit month, day, and year. Examples: 01:20 63 12:01:24 Verify age using flashcard. b. ... is now (Read age) years old. Is that correct? | SEX Ask if necessary. Is ... male or female? Circle 1 for Male and 2 for Female. | RACE What is the race of each person in this household? If needed, show flashcard. 1 White 2 Black 3 American Indian, Aleutian, Eskimo 4 Asian or Pacific Islander 5 Other — Specify | ORIGIN Is anyone living here Hispanic or Spanish American? If "Yes," ask who and mark "XX." Mark "No" for others. | MARITAL STATUS Is ... now — 1 Married? 2 Widowed? 3 Divorced? 4 Separated? OR has ... 5 Never been married? | EDUCATION What is the highest grade or year of regular school ... has ever completed? 00 Never attended or preschool or 01-12 1st grade through 12th grade 21-24 1st-4th year of college 25 1 year of graduate school 26 2 or more years of graduate school | MOBILITY Within did ... move to this (home/site)? If mother lived here when person was born, mark "XX." | ASK ONLY THOSE WHO MOVED IN 1979 What month was that? What year was that? Enter status and date example: Added 8/85 Left 8/85 Returned 8/85 Deceased 8/85 | CHANGES IN HOUSEHOLD COMPOSITION Continue in notes if necessary. |    |                          |    |
| Line number |  |   |   |  |  |   |  |  |   |   |   |   |   |  |    | (Enter line deposit No.) |    |
| 01          |  |   |   |  |  |   |  |  |   |   |   |   |   |  |    | 19                       | 01 |
| 02          |  |   |   |  |  |   |  |  |   |   |   |   |   |  |    | 19                       | 02 |
| 03          |  |   |   |  |  |   |  |  |   |   |   |   |   |  |    | 19                       | 03 |
| 04          |  |   |   |  |  |   |  |  |   |   |   |   |   |  |    | 19                       | 04 |
| 05          |  |   |   |  |  |   |  |  |   |   |   |   |   |  |    | 19                       | 05 |
| 06          |  |   |   |  |  |   |  |  |   |   |   |   |   |  |    | 19                       | 06 |
| 07          |  |   |   |  |  |   |  |  |   |   |   |   |   |  |    | 19                       | 07 |
| 08          |  |   |   |  |  |   |  |  |   |   |   |   |   |  |    | 19                       | 08 |
| 09          |  |   |   |  |  |   |  |  |   |   |   |   |   |  |    | 19                       | 09 |
| 10          |  |   |   |  |  |   |  |  |   |   |   |   |   |  |    | 19                       | 10 |
| 11          |  |   |   |  |  |   |  |  |   |   |   |   |   |  |    | 19                       | 11 |
| 12          |  |   |   |  |  |   |  |  |   |   |   |   |   |  |    | 19                       | 12 |
| 13          |  |   |   |  |  |   |  |  |   |   |   |   |   |  |    | 19                       | 13 |
| 14          |  |   |   |  |  |   |  |  |   |   |   |   |   |  |    | 19                       | 14 |
| 15          |  |   |   |  |  |   |  |  |   |   |   |   |   |  |    | 19                       | 15 |

| PGM 3 | HOUSEHOLD ROSTER COVERAGE  |   |  |  |  | SUBSEQUENT INTERVIEWS OF HOUSEHOLD             |                                     |                                      |  |  | IS ANYONE ELSE LIVING OR STAYING HERE, INCLUDING — |  |  |  |     | NOTES |
|-------|--|---|--|--|--|--|-------------------------------------|--------------------------------------|--|--|--|--|--|--|-----|-------|
|       | 12a  | 12b   | 12c  | 12d  | 12e  | 12a  | 12b                                 | 12c                                  | 12d                                    | 12e  | 12a  | 12b                                      | 12c  | 12d  | 12e |       |
| 12a   | FIRST INTERVIEW OF HOUSEHOLD I have listed ... (Read names from item 11). Have I missed — any babies or small children? — anyone who usually lives here but is traveling, at school, or in the hospital? — any lodgers, boarders, or persons you employ who live here?   | HOUSEHOLD ROSTER COVERAGE Survey year 1 2 3 4 5 Y N N N N | RELATIONSHIP TO REFERENCE PERSON Survey year 1 2 3 4 5 Y N N N N | HOUSEHOLD MEMBER Survey year 1 2 3 4 5 Y N N N N | OWNER/RENTER Survey year 1 2 3 4 5 Y N N N N | BIRTH DATE/AGE Survey year 1 2 3 4 5 Y N N N N | SEX Survey year 1 2 3 4 5 Y N N N N | RACE Survey year 1 2 3 4 5 Y N N N N | ORIGIN Survey year 1 2 3 4 5 Y N N N N | MARITAL STATUS Survey year 1 2 3 4 5 Y N N N N | EDUCATION Survey year 1 2 3 4 5 Y N N N N          | MOBILITY Survey year 1 2 3 4 5 Y N N N N | ASK ONLY THOSE WHO MOVED IN 1979 Survey year 1 2 3 4 5 Y N N N N | CHANGES IN HOUSEHOLD COMPOSITION Survey year 1 2 3 4 5 Y N N N N |     |       |
| 12b   | Is anyone else living or staying here, including — any babies or small children? — anyone who usually lives here but is away now — traveling, at school, or in the hospital? — any lodgers, boarders, or persons you employ who live here? — anyone else staying here? If "Yes," ASK name and record in item 11 and FILL item 27.  | GO TO ITEM 15a  | GO TO ITEM 15a   | GO TO ITEM 15a                                   | GO TO ITEM 15a                               | GO TO ITEM 15a                                 | GO TO ITEM 15a                      | GO TO ITEM 15a                       | GO TO ITEM 15a                         | GO TO ITEM 15a                                 | GO TO ITEM 15a                                     | GO TO ITEM 15a                           | GO TO ITEM 15a   | GO TO ITEM 15a   |     |       |
| 12c   | Who no longer lives here? For each person who has left the household, line through the number in item 10. If "Yes," ASK name and record in item 27. Then ask item 12d.   | GO TO ITEM 13 above.                                      | GO TO ITEM 13 above.   | GO TO ITEM 13 above.                             | GO TO ITEM 13 above.                         | GO TO ITEM 13 above.                           | GO TO ITEM 13 above.                | GO TO ITEM 13 above.                 | GO TO ITEM 13 above.                   | GO TO ITEM 13 above.                           | GO TO ITEM 13 above.                               | GO TO ITEM 13 above.                     | GO TO ITEM 13 above.   | GO TO ITEM 13 above.   |     |       |
| 12d   | Are all of these persons still living or staying here? If "No," ASK item 12c. If "Yes," ASK item 12d.  | GO TO ITEM 15a  | GO TO ITEM 15a   | GO TO ITEM 15a                                   | GO TO ITEM 15a                               | GO TO ITEM 15a                                 | GO TO ITEM 15a                      | GO TO ITEM 15a                       | GO TO ITEM 15a                         | GO TO ITEM 15a                                 | GO TO ITEM 15a                                     | GO TO ITEM 15a                           | GO TO ITEM 15a   | GO TO ITEM 15a   |     |       |
| 12e   | Unit is: NOT in a special place — GO to item 15b. In a special place — GO to item 16. Do all the persons in this household live or eat together? Yes No — Fill Table 2 for the person or group of persons that does not live or eat with the reference person. Then continue with item 13c. Ask if not apparent. Does any other household on the property live or eat with this household? Yes — Receive this unit to include space occupied by all persons who live or eat together. (Apply merged unit procedures if appropriate). Then GO to item 16. No — GO to item 16. | GO TO ITEM 15a  | GO TO ITEM 15a   | GO TO ITEM 15a                                   | GO TO ITEM 15a                               | GO TO ITEM 15a                                 | GO TO ITEM 15a                      | GO TO ITEM 15a                       | GO TO ITEM 15a                         | GO TO ITEM 15a                                 | GO TO ITEM 15a                                     | GO TO ITEM 15a                           | GO TO ITEM 15a   | GO TO ITEM 15a   |     |       |

Facsimile of the American Housing Survey Control Card: 1988—Continued

Page 3

NOTES

FORM AHS 61 (9-30-87)

Facsimile of the American Housing Survey Control Card: 1988—Continued

**2.3** OWNER/AGENT TRANSCRIPTION — If the sample unit is not owner occupied, transcribe the name, address, and telephone number of the owner/agent from the questionnaire.


**2.9** For Vacant Interviews, enter respondent information below.

| Survey Year | Name | Address (Number, street, city, state, ZIP Code) |        | Telephone |        | Survey year | Name | Address (Number, street, city, state, ZIP Code) |
|-------------|------|---|--------|-----------|--------|-------------|------|---|
|             |      | Area code                                       | Number | Area code | Number |             |      |   |
| 1           |      |   |        |           |        | 1           |      |   |
| 2           |      |   |        |           |        | 2           |      |   |
| 3           |      |   |        |           |        | 3           |      |   |
| 4           |      |   |        |           |        | 4           |      |   |
| 5           |      |   |        |           |        | 5           |      |   |

NOTES

**TABLE X — LIVING QUARTERS DETERMINATION AT LISTED ADDRESS**

| ADDRESS OF ADDITIONAL LIVING QUARTERS<br>If already listed, enter sheet and line number below and stop Table X.<br>Otherwise, enter basic address and unit address, if any, OR description of location. | LOCATION OF UNIT<br>Is this unit in a special place?   | SEPARATENESS AND ACCESS<br>Do the occupants or intended occupants of (Address in column (1)) have direct access from the outside through a common hall?<br>Do the occupants or intended occupants of (Address in column (1)) live separately from all other persons on the property? | CLASSIFICATION<br>N — Not a separate unit (include on this control card)<br>HU — Separate unit (Do not include on this control card.)<br>OT — appropriate segment type column for interviewing instructions.  | UNIT SEGMENTS<br>Is this unit within the specific address (unit), or within the same space of the original sample unit?   | AREA SEGMENTS<br>Is this unit within the segment boundaries?  | SPECIAL PLACE SEGMENTS<br>Is this unit within the specific address (basic plus unit, if any) of the original sample unit? | PERMIT SEGMENTS<br>Is this unit —<br>• within the specific address (basic plus unit, if any) of the original sample unit<br>AND<br>• within the same structure as the original sample unit? |   |
|---|--|--|---|---|---|---|---|---|
| (1) Sheet _____ Line _____  | (2) <input type="checkbox"/> Yes — SKIP to column (5) and mark according to Table A in Part C of manual<br><input type="checkbox"/> No | (3) <input type="checkbox"/> Yes<br><input type="checkbox"/> No — Mark "N" box in column (5)   | (4) <input type="checkbox"/> Does (Address in column (1)) have direct access either from the outside through a common hall?<br><input type="checkbox"/> Yes — Mark "HU" box in column (5)<br><input type="checkbox"/> No — Mark "N" box in column (5) | (5) <input type="checkbox"/> N — STOP Table X — Continue interview with original unit<br><input type="checkbox"/> HU } Fill column (6), (7), (8), (9) as appropriate<br><input type="checkbox"/> OT } | (6) <input type="checkbox"/> Yes — Interview as an EXTRA unit<br><input type="checkbox"/> No — Do not interview | (7) <input type="checkbox"/> Yes — Interview as an EXTRA unit<br><input type="checkbox"/> No — Do not interview           | (8) <input type="checkbox"/> Yes — Interview as an EXTRA unit<br><input type="checkbox"/> No — Do not interview   | (9) <input type="checkbox"/> Yes — Interview as an EXTRA unit<br><input type="checkbox"/> No — Do not interview |
| (1) Sheet _____ Line _____  | (2) <input type="checkbox"/> Yes — SKIP to column (5) and mark according to Table A in Part C of manual<br><input type="checkbox"/> No | (3) <input type="checkbox"/> Yes<br><input type="checkbox"/> No — Mark "N" box in column (5)   | (4) <input type="checkbox"/> Does (Address in column (1)) have direct access either from the outside through a common hall?<br><input type="checkbox"/> Yes — Mark "HU" box in column (5)<br><input type="checkbox"/> No — Mark "N" box in column (5) | (5) <input type="checkbox"/> N — STOP Table X — Continue interview with original unit<br><input type="checkbox"/> HU } Fill column (6), (7), (8), (9) as appropriate<br><input type="checkbox"/> OT } | (6) <input type="checkbox"/> Yes — Interview as an EXTRA unit<br><input type="checkbox"/> No — Do not interview | (7) <input type="checkbox"/> Yes — Interview as an EXTRA unit<br><input type="checkbox"/> No — Do not interview           | (8) <input type="checkbox"/> Yes — Interview as an EXTRA unit<br><input type="checkbox"/> No — Do not interview   | (9) <input type="checkbox"/> Yes — Interview as an EXTRA unit<br><input type="checkbox"/> No — Do not interview |



## Appendix B. Source and Accuracy of the Data

|  |        |
|--|--------|
| SAMPLE DESIGN .....  | App-53 |
| American Housing Survey Metropolitan Sample .....  | App-53 |
| Designation of sample housing units for the 1988 survey .....  | App-54 |
| 1988 AHS-MS original sample selection for the 1970-based area sample of the metropolitan areas ..... | App-54 |
| Sample selection for the Coverage Improvement Program .....  | App-55 |
| 1984 AHS-MS sample reduction .....   | App-56 |
| AHS-MS sample selection for the 1980-based area sample of the metropolitan areas .....               | App-56 |
| ESTIMATION .....   | App-57 |
| 1988 housing inventory .....   | App-57 |
| Type M noninterview adjustment .....   | App-57 |
| Type A noninterview adjustment .....   | App-57 |
| Ratio estimation procedures .....  | App-58 |
| ACCURACY OF THE DATA .....   | App-59 |
| Nonsampling errors .....   | App-59 |
| AHS-MS content errors .....  | App-59 |
| Coverage errors .....  | App-60 |
| Rounding errors .....  | App-60 |
| Sampling errors for the AHS-MS .....   | App-61 |
| Illustration of the use of the standard error tables .....   | App-61 |
| Differences .....  | App-62 |
| Illustration of the computation of the standard error of a difference .....                          | App-62 |
| Medians .....  | App-62 |
| Illustration of the computation of the 90-percent confidence interval of a median .....              | App-63 |
| Standard error tables .....  | App-64 |

### SAMPLE DESIGN

**American Housing Survey Metropolitan Sample.** The estimates for each of the 11 metropolitan areas in this report series (H-170-88) are based on data collected from the 1988 American Housing Survey Metropolitan Sample (AHS-MS) which was conducted by the Bureau of the Census acting as collection agent for the Department of Housing and Urban Development.

The sample areas covered for metropolitan areas that remained in the AHS-MS sample after survey year 1983 are consistent with the 1983 Office of Management and

Budget (OMB) definitions of a metropolitan statistical area (MSA), consolidated metropolitan statistical area (CMSA), or primary metropolitan statistical area (PMSA). In some instances, a given metropolitan area is a combination of primary metropolitan statistical areas and will be referred to as PMSA's. In addition to adding new areas to some metropolitan samples in order to comply with the 1983 definitional changes, some new metropolitan areas have been added. Thus, each of the 1988 metropolitan areas will fall into one of three categories—

- a. Areas of the same geographic area as defined for surveys prior to 1984 (i.e., areas in which the 1970 OMB definition of a standard metropolitan statistical area is the same as the 1983 MSA, PMSA, or CMSA definition, 1970-based area)—Buffalo, NY CMSA; Cleveland, OH PMSA; Indianapolis, IN MSA; and Milwaukee, WI PMSA;
- b. Areas consisting of new area in addition to the 1970-based area—Birmingham, AL MSA; Memphis, TN-AR-MS MSA; Norfolk-Virginia Beach-Newport News, VA MSA; Oklahoma City, OK MSA; Providence-Pawtucket-Warwick, RI-MA PMSA's; and the Salt Lake City, UT MSA;
- c. Areas that were in sample for the first time in 1984—San Jose, CA PMSA.

The metropolitan areas selected for the 1988 AHS-MS are interviewed on a rotating basis once every 4 years. Each metropolitan area had an expected sample size of 4,250 housing units uniformly distributed throughout nine panels (panels 4-12). Due to budget constraints, panel 4 was dropped from sample in all metropolitan areas, and interviewing took place from May 1988 to December 1988. As a result, the expected sample sizes were lower than the original goal of 4,250 sample units.

In this metropolitan area, 3,695 AHS-MS housing units were eligible for interview. Of these sample housing units, 109 interviews were not obtained, because for occupied sample units, the occupants refused to be interviewed, were not at home after repeated visits, or were unavailable for some other reason; or, for vacant units, no informed respondent could be found after repeated visits. In addition to the AHS-MS housing units eligible for interview, 144 units were visited but were not eligible for interview because they were condemned, unfit, demolished, converted to group quarters use, etc.

**Designation of sample housing units for the 1988 survey.** The sample housing units designated to be interviewed in the 1988 survey consisted of the following categories which are described in detail in the following sections.

Housing units which were in the 1970-based area include the following:

- a. All sample housing units that were interviewed in the previous survey and remained in sample after the 1988 reduction. This sample includes housing units that were selected as part of the 1976-1981 Coverage Improvement Program. These coverage improvement cases represented most of the housing units which, until these procedures were implemented, did not have a chance of selection.
- b. All sample housing units that were type A noninterviews (i.e., units eligible to be interviewed) or type B noninterviews (i.e., units not eligible for interview at the time of the survey but which could become eligible in the future) in the previous survey and remained in sample after the 1988 reduction. For a list of reasons for type A noninterviews, see the facsimile of the 1988 AHS questionnaire, page App-24.
- c. All sample housing units that were selected from a listing of new residential construction building permits issued since the previous survey and remained in sample after the 1988 reduction. This sample represented the housing units built in permit-issuing areas since the previous survey.
- d. All sample housing units that were added to sample segments in the nonpermit universe since the previous survey and remained in sample after the 1988 reduction. This sample represented additions to the housing inventory in nonpermit-issuing areas since the previous survey.
- e. In the Birmingham, AL MSA; Memphis, TN-AR-MS MSA; Norfolk-Virginia Beach-Newport News, VA MSA; and the Providence-Pawtucket-Warwick, RI-MA PMSA's, all housing units selected from the 1980 Census of Population and Housing.

Housing units within new areas added to the metropolitan area in 1980 and for metropolitan areas that were in sample for the first time in 1984 (1980-based area):

- a. All housing units selected from the 1980 Census of Population and Housing.
- b. All housing units that were selected from a list of new residential construction building permits issued. This sample represented the housing units built in permit-issuing areas since the 1980 census.
- c. All sample housing units that were added to sample segments in the nonpermit universe. This sample represented additions to the housing inventory in nonpermit-issuing areas since the 1980 census.

The following table shows the percent of sample that is 1970-based and 1980-based for each metropolitan area:

| Metropolitan area                           | Percent 1970-based | Percent 1980-based |
|---|--------------------|--------------------|
| Birmingham, AL MSA                          | 91.8               | 8.2                |
| Buffalo, NY CMSA                            | 100.0              | 0.0                |
| Cleveland, OH PMSA                          | 100.0              | 0.0                |
| Indianapolis, IN MSA                        | 100.0              | 0.0                |
| Memphis, TN-AR-MS MSA                       | 92.1               | 7.9                |
| Milwaukee, WI PMSA                          | 100.0              | 0.0                |
| Norfolk-Virginia Beach-Newport News, VA MSA | 26.9               | 73.1               |
| Oklahoma City, OK MSA                       | 88.3               | 11.7               |
| Providence-Pawtucket-Warwick, RI-MA PMSA's  | 93.2               | 6.8                |
| Salt Lake City, UT MSA                      | 83.4               | 16.6               |
| San Jose, CA PMSA                           | 0.0                | 100.0              |

**1988 AHS-MS original sample selection for the 1970-based area sample of the metropolitan areas.** The original sample for the 1970-based area of the metropolitan areas which, in 1970, were 100-percent permit-issuing was selected from two frames: housing units enumerated in the 1970 Census of Population and Housing in areas under the jurisdiction of permit-issuing areas (the 1970-based permit-issuing universe); and housing units constructed in permit-issuing areas since the 1970 census (the 1970-based new construction universe). In addition, the sample for those metropolitan areas which were not 100-percent permit-issuing in 1970 included a sample selected from a third frame—those housing units located in areas not under the jurisdiction of permit-issuing offices (the 1970-based nonpermit universe). In 1970, the Norfolk-Virginia Beach-Newport News, VA MSA was the only metropolitan area that was 100-percent permit-issuing.

Sampling operations, described in the following paragraphs, were performed separately within the central city and balance (outside the central city) using the 1970 OMB definitions of the central city of each metropolitan area for each of the sample frames. The overall sampling rate used to select the sample for each metropolitan area was determined by the size of the sample. Each metropolitan area had an overall sampling rate about the same for both the central city and the balance, since the sample was distributed proportionately between the central city and balance of the metropolitan area according to the corresponding distribution of total housing units.

The major portion of the sample in each of the metropolitan areas was selected from a file which represented the 20-percent sample of housing units enumerated in permit-issuing areas of the metropolitan areas during the 1970 Census of Population and Housing. This file contained records for occupied housing units, vacant housing units, and housing units in certain special places or group quarters. Sampling operations were done separately for the special place and group quarters records, and for the occupied and vacant housing unit records. Before the

sample was selected from the occupied and vacant housing unit records, the occupied housing unit records were stratified by race of the head of household (non-Black/Black), and the vacant records were stratified into four categories pertaining to the value or rent associated with the vacant housing units. The occupied housing unit records were further stratified so that each unit was assigned to 1 of 50 strata according to its tenure (renter/owner), family size, and family income category as illustrated by the following table:

| Family income              | Tenure            |   |   |   |    |                    |   |   |   |    |
|----------------------------|-------------------|---|---|---|----|--------------------|---|---|---|----|
|                            | Owner family size |   |   |   |    | Renter family size |   |   |   |    |
|                            | 1                 | 2 | 3 | 4 | 5+ | 1                  | 2 | 3 | 4 | 5+ |
| Under \$3,000 .....        |                   |   |   |   |    |                    |   |   |   |    |
| \$3,000 to \$5,999 .....   |                   |   |   |   |    |                    |   |   |   |    |
| \$6,000 to \$9,999 .....   |                   |   |   |   |    |                    |   |   |   |    |
| \$10,000 to \$14,999 ..... |                   |   |   |   |    |                    |   |   |   |    |
| \$15,000 and over .....    |                   |   |   |   |    |                    |   |   |   |    |

Thus, the occupied housing unit records from the permit-issuing universe were assigned to 1 of 100 strata for either the central city or for the balance, and the vacant housing unit records were assigned to 1 of the 4 vacant strata for either the central city or for the balance of the metropolitan areas. A sample selection procedure was then instituted that would produce one-half of the desired sample. However, whenever a record was selected to be in sample, the housing unit record adjacent to it on the file was also selected to be in sample, thereby insuring the necessary designated sample size.

Before the sample was selected from the group quarters and special place records, the records were stratified by census tract and census enumeration district (ED) within the central city and within the balance of the metropolitan areas. A sample of special place records was then selected by a procedure that produced one-quarter of the desired sample size. However, at the time of the survey, the housing units at each of the special places were listed and subsampled at a rate which produced an expected four sample units, thereby insuring the necessary designated sample size.

The second frame from which the metropolitan area sample was selected was a list of new construction building permits issued since 1970 (i.e., the new construction universe). The sample selection from the list of new construction building permits was an independent operation within the metropolitan area. Under clerically selected procedures, the list of permits was chronologically stratified by the date the permits were issued, and clusters of an expected four (usually adjacent) housing units were formed. These clusters were then sampled for inclusion at the overall sampling rate. In February 1984, the new construction sampling operation for the 1970-based and 1980-based areas were combined into one computerized system. The universe sampled in the computerized system will

be referred to in the estimation section as the 1980-based permit universe. Under these procedures, prior to sample selection, the list of permits was chronologically stratified by the date of issue, State, 1980 central city and balance, county or minor civil division, and permit office. Clusters of an expected four (usually adjacent) housing units were formed. These clusters were then sampled for inclusion at twice the overall sampling rate. The housing units within each of the clusters were then subsampled so that two of the four housing units originally selected were kept in sample.

For those metropolitan areas which were not 100-percent permit issuing, the remainder of the AHS sample was selected from a frame consisting of areas not under the jurisdiction of permit-issuing offices (i.e., the nonpermit universe). The first step in the sampling operation for the nonpermit universe was the selection of a sample of census enumeration districts. Prior to this sample selection, the ED's were stratified by census tract within the central city and within the balance of the metropolitan area. The probability of selection of an ED was proportionate to the following:

$$\frac{\text{Number of housing units in 1970 census ED} + \frac{\text{Group quarters population in 1970 census ED}}{3}}{4}$$

The sample ED's were then divided into segments (i.e., small land areas with well-defined boundaries having an expected size of four, or a multiple of four, housing units). At the time of the survey, those segments that did not have an expected size of four were further subdivided to produce an expected four sample housing units. The next step was the selection of one of these segments within each sample ED. All housing units in existence at the time of interview in these selected segments were eligible for sample. Thus, housing units enumerated in the 1970 census as well as housing units built since the 1970 census were included.

**Sample selection for the Coverage Improvement Program.** The Coverage Improvement Program was undertaken to correct certain deficiencies in the AHS-MS from the 1970 permit-issuing area universe and the 1970 new construction universe within the 1970-based area. The coverage deficiencies included the following units:

- a. New construction from building permits issued prior to January 1970, but completed after April 1, 1970.
- b. Mobile homes placed in parks either missed during the 1970 census or established since the 1970 census.
- c. Housing units missed in the 1970 census.
- d. Housing units converted to residential use that were nonresidential at the time of the 1970 census.

- e. Houses that have been moved onto their present site since the 1970 census.
- f. Mobile homes placed outside parks since the 1970 census or vacant at the time of the 1970 census.

For a detailed description of the coverage improvement sample selection process, see earlier reports in the H-170 series for the years 1976 through 1981.

**1984 AHS-MS sample reduction.** The 1984 AHS-MS sample reduction dropped units from sample. The universes involved were the 1970-based permit-issuing universe, the 1970-based new construction universe, and the 1970-based nonpermit universe. These procedures involved dropping individual housing units from the permit-issuing universe, whole clusters from the new construction universe, and whole segments from the nonpermit universe.

The reduction was implemented to achieve two criteria:

- (1) A sample size of 4,250 in all metropolitan areas.
- (2) A sample having an equal number of owners and renters.

In order to achieve these results, each unit was classified according to the original panel number (the original sample was divided into 12 panels, with one-twelfth of the sample being in each panel) and 1984 tenure (each housing unit was given a 1984 tenure based on the previous year's tenure status). In order to simplify field procedures, panels 1-3 (i.e., a random one-fourth of the original sample) were dropped from sample whenever possible. More sample reductions were implemented separately for each 1984 tenure group (using different selection rates) across the remaining panels.

**AHS-MS sample selection for the 1980-based area sample of the metropolitan areas.** The sample for new areas added to the 1970-metropolitan areas, and metropolitan areas in sample for the first time which, in 1980, were 100-percent permit-issuing, was selected from two frames—housing units enumerated in the 1980 Census of Population and Housing in areas under the jurisdiction of permit-issuing areas (the 1980-base permit-issuing universe) and housing units constructed in permit-issuing areas since the 1980 census (the 1980-based new construction universe). In addition, the sample for those metropolitan areas which were not 100-percent permit-issuing in 1980 included a sample from a third frame—those housing units not under the jurisdiction of permit-issuing offices (the 1980-based nonpermit universe). In 1980, the Birmingham, AL MSA; Memphis, TN-AR-MS MSA; and Oklahoma City, OK MSA were the only metropolitan areas that added new areas which were not 100-percent permit-issuing.

In order to satisfy confidentiality requirements in the Birmingham, AL MSA; Memphis, TN-AR-MS MSA; Norfolk-Virginia Beach-Newport News, VA MSA; and the Providence-Pawtucket-Warwick, RI-MA PMSA's, it was necessary to

supplement the existing sample within the 1970-based area for each metropolitan area. The additional sample housing units were selected separately for each metropolitan area from the 1980-based permit-issuing universe.

The major portion of the sample in each metropolitan area was selected from a file which represented all the housing units enumerated in permit-issuing areas of the metropolitan area during the 1980 Census of Population and Housing. This file contained records for occupied housing units, vacant housing units, and housing units in group quarters. Sampling operations were done separately for noninstitutionalized group quarters and for all other housing units in permit-issuing areas. In addition, in order that an equal number of owner and renter housing units were selected in each metropolitan area, a selection rate that differed by tenure group was used. Before the sample was selected, the housing units that were not classified as group quarters were stratified into 60 categories by tenure, contract rent, value, and number of rooms as illustrated by the following table:

| Contract rent and value      | Number of rooms |     |    |
|------------------------------|-----------------|-----|----|
|                              | 1-3             | 4-5 | 6+ |
| <b>RENTER</b>                |                 |     |    |
| Contract rent:               |                 |     |    |
| Less than \$100 .....        |                 |     |    |
| \$100 to \$149 .....         |                 |     |    |
| \$150 to \$199 .....         |                 |     |    |
| \$200 to \$249 .....         |                 |     |    |
| \$250 to \$299 .....         |                 |     |    |
| \$300 to \$349 .....         |                 |     |    |
| \$350 to \$399 .....         |                 |     |    |
| \$400 or more .....          |                 |     |    |
| Not available .....          |                 |     |    |
| <b>OWNER</b>                 |                 |     |    |
| Value:                       |                 |     |    |
| Less than \$20,000 .....     |                 |     |    |
| \$20,000 to \$29,999 .....   |                 |     |    |
| \$30,000 to \$34,999 .....   |                 |     |    |
| \$35,000 to \$39,999 .....   |                 |     |    |
| \$40,000 to \$49,999 .....   |                 |     |    |
| \$50,000 to \$64,999 .....   |                 |     |    |
| \$65,000 to \$79,999 .....   |                 |     |    |
| \$80,000 to \$99,999 .....   |                 |     |    |
| \$100,000 to \$149,999 ..... |                 |     |    |
| \$150,000 or more .....      |                 |     |    |
| Not available .....          |                 |     |    |

The group quarters housing units were divided into two strata: (1) institutionalized group quarters; and (2) noninstitutionalized group quarters.

The following sample selection procedures were then implemented separately within the 1980 central city and balance of the metropolitan area. For the Birmingham, AL MSA; Memphis, TN-AR-MS MSA; Norfolk-Virginia Beach-Newport News, VA MSA; and the Providence-Pawtucket-Warwick, RI-MA PMSA's, the sample selections were implemented separately by geographic zone. First, all units were sorted by the 1980 central city and balance, stratum, State, district office, ED, and census serial number. The



sample selection procedure was then implemented separately for noninstitutionalized group quarters and for institutionalized group quarters and nongroup quarters housing units. For the institutionalized group quarters and nongroup quarters housing units, the sample selection was done across the 61 strata. Individual housing units were selected for the nongroup quarters while each institutionalized group quarters had one chance of selection. Before the sample selection for the noninstitutionalized group quarters was implemented, the following measure of size was calculated for each record:

$$\frac{(1/4) \times (\text{Total group quarters population})}{2.75}$$

The noninstitutionalized group quarters were then selected proportionate to the measure of size.

The second frame from which the metropolitan area was selected was a list of new construction building permits issued since 1980 (i.e., the new construction universe). The sample selection from the list of new construction building permits was an independent operation within this metropolitan area. This operation was described previously in the discussion on computerized building permit sampling in the 1970-based areas.

For those metropolitan areas which were not 100-percent permit-issuing, the remainder of the sample was selected from a frame consisting of areas not under the jurisdiction of permit-issuing offices (i.e., the 1980-based nonpermit universe). The first step in the sampling operation for the nonpermit universe was the selection of a sample of census ED's within these areas (using the overall sampling rate). Prior to this sample selection, the ED's were sorted by State, district office, and enumeration district number. The probability of selection of an ED was proportionate to the following measure of size:

|  |   |  |
|--|---|--|
| Number of housing units<br>in 1980 census ED | + | Noninstitutionalized<br>group quarters population<br>in 1980 census ED |
|  |   | 2.75   |
| 4  |   |  |

The sample ED's were then divided into segments (i.e., small land areas with well-defined boundaries having an expected size of four, or a multiple of four, housing units). At the time of the survey, those segments that did not have an expected size of four housing units were further subdivided to produce an expected four sample housing units. Following the division, a segment from each sample ED was selected. All housing units in existence at the time of interview in these selected segments were eligible for sample. Thus, housing units enumerated in the 1980 census as well as housing units built since the 1980 census are included.

## ESTIMATION

The 1988 AHS-MS produced estimates pertaining to characteristics of the housing inventory at the time of the interview (i.e., the 1988 housing inventory).

**1988 housing inventory.** The AHS estimates of characteristics of the 1988 housing inventory were produced using a multistage ratio estimation procedure. Prior to the implementation of the ratio estimation procedures, the basic weight (i.e., the inverse of the probability of selection) for each interviewed sample housing unit was adjusted to account for Type M and Type A noninterviews.

**Type M noninterview adjustment.** The Type M noninterviews are sample units which were dropped due to selection by another survey or because of permit unavailability. These noninterviews occur only in the 1980-based permit-issuing area universe, the 1980-based nonpermit-issuing area universe, and the 1980-based new construction universe. This adjustment was done separately for the 1980 central city and balance of each metropolitan area for housing units in the 1980-based permit-issuing universe, in group quarters, in the 1980-based nonpermit issuing area universe, and in the 1980-based new construction universe. The Type M noninterview adjustment was computed separately for each cell and was equal to the following:

|  |   |   |
|--|---|---|
| AHS-MS sample estimate<br>of 1980 housing units<br>in the cell | + | Weighted count<br>of Type M<br>noninterviewed housing units |
| AHS-MS sample estimate of 1980 housing units in the cell       |   |   |

**Type A Noninterview Adjustment.** The next adjustment was the Type A noninterview adjustment. This adjustment was done on occupied housing units and was computed separately for units in the 1980-based permit-issuing area universe, for new construction, and for all other housing units (this includes the 1970-based permit-issuing universe, the 1970-based and 1980-based nonpermit-issuing universes, and the 1970-based new construction housing units built prior to the last survey). For units in the 1980-based permit-issuing universe, a Type A noninterview adjustment factor was computed separately for each of the 62 strata used in the sample selection process by 1980 central city and balance. For new construction units, a Type A noninterview adjustment factor was computed separately by tenure for each of the central city and balance. For all other units, a Type A noninterview adjustment factor was calculated separately by tenure and 1970 central city and balance for each of the following: (1) 24 noninterview cells for sample housing units from the permit-issuing universe (where the cell consisted of one or more of the 50 different strata used in the 1970-based permit-issuing universe as previously described); (2) 1 noninterview cell for new construction housing units; (3) 1

noninterview cell for mobile homes or trailers from the nonpermit-issuing universe; (4) 1 noninterview cell for units that were not mobile homes or trailers from the nonpermit-issuing universe; (5) 3 noninterview cells for units from the coverage improvement universe; (6) 1 noninterview cell for units classified as vacant at the time of the 1970 census; and (7) 1 noninterview cell for units classified as group quarters at the time of the 1970 census. Within a given cell, the Type A noninterview adjustment factor was equal to the following ratio using the basic weight times the Type M noninterview adjustment factor for the sample weight:

$$\frac{\text{Weighted count of interviewed housing units} + \text{Weighted count of Type A noninterviewed housing units}}{\text{Weighted count of interviewed housing units}}$$

**Ratio estimation procedures.** The following ratio estimation procedure was employed for all sample housing units from the permit-issuing universe. This factor was computed separately for all sample housing units within each 1970-based permit-issuing universe noninterview cell mentioned previously. The ratio estimation factor for each cell was equal to the following:

$$\frac{\text{1970 census count of housing units from the 1970-based permit-issuing universe in the corresponding cell}}{\text{AHS sample estimate of 1970-based housing units from the permit-issuing universe in the corresponding cell}}$$

For each metropolitan area, the numerators of the ratios were obtained from the 1970 Census of Population and Housing 20-percent file of housing units enumerated in areas under the jurisdiction of permit-issuing offices.

The denominators of the ratio estimation factors were then computed and were obtained from weighted estimates of all the AHS-MS housing units from the 1970-based permit-issuing universe within the corresponding ratio estimation categories using the existing weight (i.e., the basic weight times the Type A noninterview adjustment). The computed ratio estimation factor was then applied to the existing weight for each sample housing unit within the corresponding ratio estimation cells. This ratio estimation procedure was introduced to correct the probabilities of selection for samples in each of the strata used in the sample selection of the 1970-based permit-issuing universe. Prior to the AHS-MS sample selection within each metropolitan area, housing units already selected for other Census Bureau surveys were deleted from the permit-issuing universe. The same probability of selection was then applied to the remaining units to select the AHS sample. Since the number of housing units deleted from the AHS universe frame was not necessarily proportional among all strata, some variation in the actual probability of selection between strata was introduced during the AHS-MS sample selection process.

The following ratio estimation procedure was employed for all sample units from the 1980-based permit-issuing universe. This factor was computed separately for all

metropolitan areas excluding the Buffalo, NY CMSA; Cleveland, OH PMSA; Indianapolis, IN MSA; and the Milwaukee, WI PMSA within each 1980-based permit-issuing universe noninterview cell mentioned previously. The ratio estimation factor was equal to the following:

$$\frac{\text{1980 census count of housing units from the 1980-based permit-issuing universe in the corresponding cell}}{\text{AHS sample estimate of 1980-based housing units from the 1980 permit-issuing universe in the corresponding cell}}$$

For each metropolitan area, the numerator of the ratio was obtained from the 1980 Census of Population and Housing 100-percent file of housing units enumerated in areas under the jurisdiction of permit-issuing offices. The denominator of the ratio was obtained from weighted estimates of all the AHS sample housing units within the corresponding ratio estimation categories using the existing weight (i.e., the basic weight times the Type M noninterview adjustment factor times the Type A noninterview adjustment factor).

The computed ratio estimation factor was then applied to the existing weight for each sample housing unit within the corresponding ratio estimation categories.

This ratio estimation procedure was introduced to adjust the sample estimate in each of the strata used in the sample selection of the 1980-based permit-issuing universe to an independent estimate (1980 census count) for the strata. This adjustment was necessary since some sample units were dropped during the processing procedures.

The final ratio estimation procedure was applied in all metropolitan areas. The metropolitan areas were subdivided into geographic areas consisting of a combination of counties. This procedure involved the ratio estimation of the AHS-MS weighted sample estimate of the September 1, 1988, housing inventory in each geographic area for each metropolitan area to an independent estimate of total housing units for the corresponding cell. This ratio estimation factor equalled the following:

$$\frac{\text{Independent estimate of the September 1, 1988, housing unit inventory for the corresponding geographic area of the metropolitan area}}{\text{AHS-Metropolitan Area sample estimate of the housing inventory for the corresponding geographic area of the metropolitan area}}$$

The independent estimates of total housing units that were used as the numerator of this ratio are described below. The denominator of this ratio was obtained from the weighted estimate of the AHS Metropolitan Area sample housing units using the existing weight.

Independent estimates were derived for the September 1, 1988, occupied housing inventory for each geographic area within each metropolitan area. For all metropolitan areas excluding the San Jose, CA PMSA, the estimates were based on the following ratio:

1988 estimate of total population  
excluding group quarters in the county

1988 estimate of total population per household  
excluding group quarters in the county

The methodology used to derive the independent estimates was based on the population-per-household method as described in the *Proceedings of the Bureau of the Census Second Annual Research Conference*, March 23-26, 1986, pages 83-110. This method is based on the national trend of the adult population per household and assumes that this trend is uniform throughout the country.

For the San Jose, CA PMSA, the independent estimates were obtained from the State of California, Department of Finance. Here, the population per-household method could not be applied since the national trend underestimated the true population per household.

The AHS-MS sample estimate of the housing inventory for the corresponding geographic area was obtained using the existing weight. The computed ratio estimation factors were then applied to all housing units in the corresponding geographic area of each metropolitan area, and the resulting product was used as the final weight for tabulation purposes.

The effect of this ratio estimation procedure, as well as the overall estimation procedures, was to reduce the sampling error for most statistics below what would have been obtained by simply weighting the results of the sample by the inverse of the probability of selection. Since the housing population of the sample differed somewhat, by chance, from the metropolitan area as a whole, it can be expected that the sample estimates will be improved when the sample housing population, or different portions of it, is brought into agreement with known good estimates of the metropolitan area housing population.

## ACCURACY OF THE DATA

There are two types of possible errors associated with estimates based on data from sample surveys—sampling and nonsampling errors. The following is a description of the sampling and nonsampling errors associated with the AHS-MS.

**Nonsampling errors.** In general, nonsampling errors can be attributed to many sources: inability to obtain information about all cases; definitional difficulties; differences in the interpretation of questions; inability or unwillingness of respondents to provide correct information; mistakes in recording or coding the data; other errors of collection, response, processing, and coverage; and estimation for missing data. Nonsampling errors are not unique to sample surveys since they can, and do, occur in complete censuses as well.

Obtaining a measurement of the total nonsampling error associated with the estimates from a survey is very difficult, considering the number of possible sources of error.

However, an attempt was made to measure some of the nonsampling errors associated with the estimates for the 1988 AHS-MS.

**AHS-MS content errors.** A Content Reinterview Program was done for the 1988 AHS-MS units. A sample of these units was revisited and answers to some of the questions on the questionnaire were obtained again. The original interview and reinterview were assumed to be two independent readings and, thus, were the basis for the measurement of the accuracy of the data collected from interviewed units.

The 1988 Content Reinterview Program served solely as an interviewer quality check. All interviewers were selected for the quality check; this reviewed their proficiency in properly evaluating the following items: (1) correct unit visited; (2) area segment coverage; (3) living quarters classification; (4) tenure (i.e., owner/renter); (5) interview status; and (6) household composition. The results of this reinterview program, however, are not available.

Although a quality analysis of particular survey questions was not done as part of the 1988 Content Reinterview Program, past reinterview programs have shown that certain items are likely to produce moderate or high response variability. Response variability is defined as a measure of consistency between the original survey response to an item and the reinterview response to that item.

Moderate levels of variability indicate that the response error is not insignificant in comparison to the sampling error. High variability indicates that the response errors are very significant in relation to the sampling errors with which they are associated; therefore, caution should be used when considering estimates of these characteristics. A 1984 Content Reinterview Program was done for each 1988 metropolitan area. Both the response variance and bias components of response error were estimated for selected questionnaire items. The items reinterviewed fell into three groups: units in structure, number of rooms, and appliances. The results of this study are presented in the Census Bureau memorandum, "1984 AHS-MS Reinterview Results." Some of these results are presented below (note that the results are based on interviews across all 1984 metropolitan areas and not for any specific metropolitan area):

- a. The rarity of responses to a majority of the items in the units-in-structure group resulted in valid measures for only the living-quarters, number-of-apartments, and units-in-building items. All showed low response variability. The number-of-rooms group showed low variability for bedrooms and bathrooms. Moderate levels existed for other rooms, except kitchens and living rooms for which measures could not be computed. The appliance group generally exhibited low variability for the existence of appliances and moderate variability for appliance age. Only central air conditioning fuel showed high variability.

- b. The level of response bias present in the data did not appear to be a significant problem. The few categories which exhibited a significant level of bias were mostly in the number-of-rooms group. Several of the categories concerned with air conditioning also showed some bias.
- c. The square footage question was analyzed only for the response variance interview. The results showed that individuals did not know the square footage or floor dimensions of their house or apartment. However, the individuals who did estimate their square footage in both interviews rather than opting for "Don't Know" were within 100 square feet of their original estimate two-thirds of the time.

The results of this study were based on sample data. Sampling error associated with the corresponding estimates of nonsampling error must be taken into account when considering the results of this study.

Other reinterview studies were also conducted in conjunction with previous AHS-National Sample and AHS-MS enumerations. These studies included items dealing primarily with poor housing quality, attitudes about the neighborhood, and certain housing costs. The following table shows the items which had relatively high levels of variability. While these reinterview studies were not done in 1988, questions from previous enumerations were not altered enough to lead one to believe that the level of inconsistent responses would change.

| Survey items  | Level of variability |
|---|----------------------|
| Open cracks or holes on inside of building  | Moderate to High     |
| Holes in floors   | Moderate to High     |
| Broken plaster or peeling paint on ceiling and walls  | High                 |
| Mice or rats  | Moderate             |
| Working electrical outlet in all rooms  | High                 |
| Concealed wiring  | High                 |
| Blown fuses/tripped circuit breakers  | Moderate to High     |
| Neighborhood conditions:<br>street noise; roads in need of repair; crime; trash, litter, junk in streets or on properties; boarded up/abandoned structures; non-residential activities; odors, smoke, gas | Moderate to High     |
| Satisfactory neighborhood services:<br>police protection; hospitals/health clinics; public transportation; shopping; elementary schools   | Moderate to High     |
| Electricity cost  | Moderate to High     |
| Gas cost  | High                 |
| Oil, coal, kerosene, wood or other fuel cost  | Moderate to High     |
| Fire/hazard insurance   | Moderate to High     |
| Real estate taxes   | Moderate             |
| Cost of real estate taxes   | Moderate             |
| Cost of water supply and sewage disposal  | High                 |
| Cost of garbage collection  | Moderate to High     |
| Gross income  | High                 |
| Prefer to live in same area or somewhere else   | Moderate             |

A possible explanation for the results of the reinterview studies, as well as the surveys themselves, is that respondents may lack precise information. Also, since the results of the reinterview studies are derived from sample surveys, there is sampling error associated with these estimates of nonsampling error. The possibility of such errors should be taken into account when considering the results of these studies.

**Coverage errors.** In errors of coverage and estimation for missing data, the AHS new construction sample had deficiencies in the representation of conventional (nonmobile home or trailer) new construction. Due to time constraints, only those building permits issued more than 7 months before the survey ended were eligible to be sampled to represent conventional new construction in permit-issuing areas for each metropolitan area. However, these permits issued during the last 7 months of the survey do not necessarily represent missed housing units. Due to the relatively short time span involved, it is possible that construction of these housing units was not completed at the time the survey was conducted, in which case, they would not have been eligible for interview. In addition to these deficiencies, new construction in special places that do not require building permits, such as military bases, is not adequately represented.

AHS-MS misses a significant portion of new mobile homes. It is believed that most of the difference is due to poor coverage of mobile home parks in address ED's. Undercoverage exists for those mobile homes built between the time of the last coverage improvement procedure and the 1980 census. It has been estimated that on a national level as much as 25 percent of those mobile homes built after January 1, 1980, may be missed.

Deficiencies also exist in ED's where area sampling methods are used. It had been assumed that all housing units located inside these ED's would be represented in the sample. However, it has been established that the AHS-MS missed as much as 2 percent of all housing units in these ED's because they were not listed during the initial canvassing. It should be noted that since these ED's were recanvassed each time this metropolitan area was surveyed, the number of missed housing units may be considerably less for the 1988 survey than for the initial survey.

The final ratio estimation procedure corrects for these deficiencies as far as the count of total housing is concerned (i.e., it adjusts to the best available estimate). However, biases of subtotals would still remain.

**Rounding errors.** For errors associated with processing, rounding of estimates introduces another source of error in the data, the severity of which depends on the statistics being measured. The effect of rounding is significant relative to the sampling error only for small percentages or small medians, when these figures are derived from relatively large bases (e.g., median number of persons per

household). This means that confidence intervals formed from the standard errors given may be distorted, and this should be taken into account when considering the results of the survey.

**Sampling errors for the AHS-MS.** The particular sample used for this survey is one of a large number of possible samples of the same size that could have been selected using the same sample design. Even if the same questionnaires, instructions, and interviewers were used, estimates from each of the different samples would differ from each other. The sampling error of a survey estimate provides a measure of the variation among the estimates from all possible samples, and thus is a measure of the precision with which an estimate from a sample approximates the average result of all possible samples.

One common measure of the sampling error is the standard error. As calculated for this report, the standard error reflects the variation in the estimates due to sampling and nonsampling errors, but it does not measure as such any systematic biases in the data. Therefore, the accuracy of the estimates depends on the standard error, biases, and any additional nonsampling errors not measured by the standard error. The sample estimate and its estimated standard error enable one to construct interval estimates in which the interval includes the average result of all possible samples with a known probability. For example, if all possible samples were selected, each of these surveyed under essentially the same general conditions, and an estimate and its estimated standard error were calculated from each sample, then:

Approximately 90 percent of the intervals from 1.6 standard errors below the estimate to 1.6 standard errors above the estimate would include the average result of all possible samples.

The average result of all possible samples either is or is not contained in any particular computed interval. However, for a particular sample, one can say with specified confidence that the average result of all possible samples is included in the constructed interval.

The figures presented in the tables that follow (page App-64) are approximations to the standard errors of various estimates shown in this report for this metropolitan area. In order to derive standard errors that would be applicable to a wide variety of items and also could be prepared at a moderate cost, a number of approximations were required. As a result, the tables of standard errors provide an indication of the order of magnitude of the standard errors rather than precise standard errors for any specific item.

Table I presents the standard errors applicable to estimates of characteristics of the 1988 housing inventory. Linear interpolation should be used to determine the standard errors for estimates not specifically shown in this table.

The reliability of an estimated percentage, computed by using the sample data for both numerator and denominator, depends upon both the size of the percentage and the size of the total upon which the percentage is based. Estimated percentages are relatively more reliable than the corresponding estimates of the numerators of the percentages, particularly if the percentages are 50 percent or more.

Table II presents the standard errors of estimated percentages for the 1988 housing inventory. Two-way interpolation should be used to determine standard errors for estimated percentages not specifically shown in table II.

Included in tables I and II are estimates of standard errors for estimates of zero and zero percent. These estimates of standard errors are considered as overestimates of the true standard errors and should be used primarily for construction of confidence intervals for characteristics when estimates of zero are obtained.

For ratios,  $100(x/y)$ , where  $x$  is not a subclass of  $y$ , table II underestimates the standard error of the ratio when there is little or no correlation between  $x$  and  $y$ . For this type of ratio, a better approximation of the standard error may be obtained by letting the standard error of the ratio be approximately equal to:

$$(100) \frac{x}{y} \sqrt{\left(\frac{S_x}{x}\right)^2 + \left(\frac{S_y}{y}\right)^2}$$

where:  $S_x$  = the standard error of  $x$   
 $S_y$  = the standard error of  $y$

**Illustration of the use of the standard error tables.**

Table 2-1 of this report shows that in the Milwaukee, WI, metropolitan area, there were 321,900 owner-occupied housing units. Interpolation using table I of this appendix shows that the standard error of an estimate of this size is approximately 5,070. The following interpolation procedure was used.

The information presented in the following table was extracted from table I. The entry for "x" is the one sought.

| Size of estimate | Standard error |
|------------------|----------------|
| 300,000 .....    | 5,130          |
| 321,900 .....    | x              |
| 350,000 .....    | 5,000          |

The entry of "x" is determined as follows by vertically interpolating between 5,130 and 5,000.

$$\begin{aligned} 321,900 - 300,000 &= 21,900 \\ 350,000 - 300,000 &= 50,000 \\ 5,130 + \frac{21,900}{50,000} (5,000 - 5,130) &= 5,070 \end{aligned}$$

Consequently, the 90-percent confidence interval, as shown by these data, is from 313,790 to 330,010 housing units. Therefore, a conclusion that the average estimate,

derived from all possible samples, of 1988 owner-occupied housing units lies within a range computed in this way would be correct for roughly 90 percent of all possible samples.

Table 2-3 also shows that of the 321,900 owner-occupied housing units, 67,800 or 21.1 percent had two bedrooms. Interpolation using table II of this appendix (i.e., interpolation on both the base and percent) shows that the standard error of the 21.1 percent is approximately 0.9 percentage points. The following interpolation procedure was used.

The information presented in the following table was extracted from table II (see table II footnotes).

| Base of percentage | Estimated percentage |      |          |
|--------------------|----------------------|------|----------|
|                    | 10 or 90             | 21.1 | 25 or 75 |
| 300,000 .....      | 0.7                  | a    | 1.0.     |
| 321,900 .....      |                      | p    |          |
| 350,000 .....      | 0.7                  | b    | 1.0      |

1. The entry for cell "a" is determined by horizontal interpolation between 0.7 and 1.0.

$$21.1 - 10.0 = 11.1$$

$$25.0 - 10.0 = 15.0$$

$$0.7 + \frac{11.1}{15.0} (1.0 - 0.7) = 0.9$$

2. The entry for cell "b" is determined by horizontal interpolation between 0.7 and 1.0.

$$21.1 - 10.0 = 11.1$$

$$25.0 - 10.0 = 15.0$$

$$0.7 + \frac{11.1}{15.0} (1.0 - 0.7) = 0.9$$

3. The entry for "p" is then determined by vertical interpolation between 0.9 and 0.9.

$$321,900 - 300,000 = 21,900$$

$$350,000 - 300,000 = 50,000$$

$$0.9 + \frac{21,900}{50,000} (0.9 - 0.9) = 0.9$$

This procedure gives a standard error of 0.9 percentage points. Consequently, the 90-percent confidence interval, as shown by these data, is from 19.7 to 22.5 percent.

**Differences.** The standard errors shown are not directly applicable to differences between two sample estimates. The standard error of a difference between estimates is approximately equal to the square root of the sum of the squares of the standard error of each estimate considered separately. This formula is quite accurate for the difference between estimates of the same characteristics in two different metropolitan areas or the difference between separate and uncorrelated characteristics in the same

metropolitan area. If there is a high positive correlation between the two characteristics, the formula will overestimate the true standard error, but if there is a high negative correlation, the formula will underestimate the true standard error.

**Illustration of the computation of the standard error of a difference.** Table 2-3 of this report shows that in the Milwaukee, WI, metropolitan area, there were 179,300 owner-occupied housing units with three bedrooms. Thus, the apparent difference, as shown by these data, between owner-occupied housing units with two bedrooms and owner-occupied housing units with three bedrooms is 111,500. Table I shows that the standard error of 67,800 is approximately 3,330 and the standard error of 179,300 is approximately 4,760. Therefore, the standard error of the estimated difference of 111,500 is about 5,810.

$$5,810 = \sqrt{(3,330)^2 + (4,760)^2}$$

Consequently, the 90-percent confidence interval for the 111,500 difference is from 102,200 to 120,800 housing units. Therefore, a conclusion that the average estimate derived from all possible samples, of this difference, lies within a range computed in this way would be correct for roughly 90 percent of all possible samples. Thus, we can conclude with 90-percent confidence that the number of owner-occupied housing units with three bedrooms is greater than the number of owner-occupied units with two bedrooms since the 90-percent confidence interval does not include zero or negative values.

**Medians.** For medians presented in certain tables, the sampling error depends on the size of the base and on the distribution upon which the median is based. An approximate method for measuring the reliability of the estimated median is to determine an interval about the estimated median so that there is a stated degree of confidence that the average median from all possible samples lies within the interval. The following procedure may be used to estimate confidence limits of a median based on sample data:

1. From table II, determine the standard error of a 50-percent characteristic on the base of the median.
2. Add to and subtract from 50 percent, the standard error determined in step 1.
3. Using the distribution of the characteristics, determine the confidence interval corresponding to the two points established in step 2. To find the lower endpoint of the confidence interval, it is necessary to know into which interval of the distribution the lower percentage limit falls. Similarly, to find the upper endpoint of the confidence interval, it is necessary to know into which interval of the distribution the upper percentage limit falls. Note that these distribution intervals could be different, although this will not happen very often.

A 1.6 standard-error confidence interval may be determined by finding the values corresponding to 50 percent plus and minus 1.6 times the standard error determined in step 1. For about 90 out of 100 possible samples, the average median from all possible samples would lie between these two values.

**Illustration of the computation of the 90-percent confidence interval of a median.** Table 3-13 of this report shows the median monthly housing cost for owner-occupied housing units is \$518. The base of this distribution is obtained by subtracting "mortgage payment not reported" from the total number of occupied units. Using this definition, the base is equal to 296,800.

1. Interpolation using table II shows that the standard error of 50 percent on a base of 296,800 is approximately 1.2 percentage points.
2. To obtain a 90-percent confidence interval on the estimated median, initially add to and subtract from 50 percent 1.6 times the standard error determined in step 1. This yields percentage limits of 48.1 and 51.9.

3. From the distribution for monthly housing cost in table 3-13, the \$450 to \$500 interval for owner-occupied housing units contains the 48.1 percent derived in step 2. About 130,000 housing units or 43.8 percent fall below this interval, and 13,400 housing units or 4.5 percent fall within this interval. By linear interpolation, the lower limit of the 90-percent confidence interval is found to be about \$498.

$$450 + (500 - 450) \frac{48.1 - 43.8}{4.5} = 498$$

Similarly, the \$500 to \$600 interval for owner-occupied housing units contains the 51.9 percent derived in step 2. About 143,400 housing units or 48.3 percent fall below this interval, and 27,800 housing units or 9.4 percent fall within this interval. The upper limit of the 90-percent confidence interval is found to be about \$538.

$$500 + (600 - 500) \frac{51.9 - 48.3}{9.4} = 538$$

Thus, the 90-percent confidence interval ranges from \$498 to \$538.

**Table I. Standard Errors for Estimated Number of Housing Units in the 1988 Milwaukee, WI PMSA**

| Size of estimate | Standard error <sup>1</sup>                          |                                  |                                   |
|------------------|--|----------------------------------|-----------------------------------|
|                  | Combined owner and renter housing units <sup>2</sup> | Owner housing units <sup>3</sup> | Renter housing units <sup>4</sup> |
| 0                | 180  | 190                              | 170                               |
| 100              | 180  | 190                              | 170                               |
| 300              | 230  | 240                              | 230                               |
| 500              | 300  | 310                              | 300                               |
| 700              | 360  | 360                              | 350                               |
| 1,000            | 430  | 430                              | 420                               |
| 2,500            | 670  | 680                              | 660                               |
| 5,000            | 950  | 960                              | 930                               |
| 10,000           | 1,340  | 1,360                            | 1,310                             |
| 25,000           | 2,090  | 2,110                            | 2,040                             |
| 50,000           | 2,890  | 2,920                            | 2,820                             |
| 75,000           | 3,450  | 3,490                            | 3,370                             |
| 100,000          | 3,880  | 3,920                            | 3,790                             |
| 150,000          | 4,490  | 4,540                            | 4,390                             |
| 200,000          | 4,860  | 4,920                            | 4,750                             |
| 250,000          | 5,050  | 5,110                            | 4,930                             |
| 300,000          | 5,080  | 5,130                            | -                                 |
| 350,000          | 4,940  | 5,000                            | -                                 |
| 400,000          | 4,630  | -                                | -                                 |
| 450,000          | 4,100  | -                                | -                                 |
| 500,000          | 3,260  | -                                | -                                 |
| 565,900          | -  | -                                | -                                 |

<sup>1</sup>To compute standard errors for new construction estimates, the standard errors in the table should be multiplied by a factor of 1.1 for owner housing units, 1.1 for renter housing units, and 1.1 for the combined owner and renter housing units.

<sup>2</sup>Some examples that pertain to both owner and renter housing units are: total housing units; all occupied housing units; all year-round housing units; mobile homes or trailers; and total vacant housing units.

<sup>3</sup>The owner housing units pertain to owner-occupied housing units and vacant housing units excluding vacant-for-rent housing units.

<sup>4</sup>The renter housing units pertain to renter-occupied housing units and vacant-for-rent housing units.

**Table II. Standard Errors for Estimated Percentages of Housing Units in the 1988 Housing Inventory of the Milwaukee, WI PMSA**

| Base of percentage | Estimated percentage <sup>1</sup> |         |         |          |          |      |
|--------------------|-----------------------------------|---------|---------|----------|----------|------|
|                    | 0 or 100                          | 1 or 99 | 5 or 95 | 10 or 90 | 25 or 75 | 50   |
| 100                | 63.6                              | 63.6    | 63.6    | 63.6     | 63.6     | 66.0 |
| 300                | 36.8                              | 36.8    | 36.8    | 36.8     | 36.8     | 38.1 |
| 500                | 25.9                              | 25.9    | 25.9    | 25.9     | 25.9     | 29.5 |
| 700                | 19.9                              | 19.9    | 19.9    | 19.9     | 21.6     | 25.0 |
| 1,000              | 14.9                              | 14.9    | 14.9    | 14.9     | 18.1     | 20.9 |
| 2,500              | 6.5                               | 6.5     | 6.5     | 7.9      | 11.4     | 13.2 |
| 5,000              | 3.4                               | 3.4     | 4.1     | 5.6      | 8.1      | 9.3  |
| 10,000             | 1.7                               | 1.7     | 2.9     | 4.0      | 5.7      | 6.6  |
| 25,000             | 0.7                               | 0.8     | 1.8     | 2.5      | 3.6      | 4.2  |
| 50,000             | 0.3                               | 0.6     | 1.3     | 1.8      | 2.6      | 3.0  |
| 75,000             | 0.2                               | 0.5     | 1.1     | 1.4      | 2.1      | 2.4  |
| 100,000            | 0.2                               | 0.4     | 0.9     | 1.3      | 1.8      | 2.1  |
| 150,000            | 0.12                              | 0.3     | 0.7     | 1.0      | 1.5      | 1.7  |
| 200,000            | 0.09                              | 0.3     | 0.6     | 0.9      | 1.3      | 1.5  |
| 250,000            | 0.07                              | 0.3     | 0.6     | 0.8      | 1.1      | 1.3  |
| 300,000            | 0.06                              | 0.2     | 0.5     | 0.7      | 1.0      | 1.2  |
| 350,000            | 0.05                              | 0.2     | 0.5     | 0.7      | 1.0      | 1.1  |
| 400,000            | 0.04                              | 0.2     | 0.5     | 0.6      | 0.9      | 1.0  |
| 450,000            | 0.04                              | 0.2     | 0.4     | 0.6      | 0.9      | 1.0  |
| 500,000            | 0.03                              | 0.2     | 0.4     | 0.6      | 0.8      | 0.9  |
| 565,900            | 0.03                              | 0.2     | 0.4     | 0.5      | 0.8      | 0.9  |

<sup>1</sup>Standard errors are presented to the nearest one-tenth of one percentage point except when the standard error is less than or equal to fifteen-hundredths of one percentage point; in those cases, the standard error is shown to the nearest one-hundredth of one percentage point.

For estimates pertaining to new construction, the standard errors shown in the table should be multiplied by a factor of 1.1.



# Index

Table numbers beginning with "1" are for all housing units, "2" for total occupied, "3" for owner occupied, "4" for renter occupied, "5" for Black householders, and "6" for Hispanic householders.

| A   |  | C—Continued                           |  |
|---|--|---------------------------------------|--|
| Air Conditioning .....                              | 1-4<br>2-4<br>3-4<br>4-4<br>5-4<br>6-4   | Condominiums and cooperatives:        |  |
|   |  | Fee .....                             | 1-7<br>2-13<br>3-13<br>5-13<br>6-13    |
|   |  | Number .....                          | 1-1<br>2-1<br>3-1<br>4-1<br>5-1<br>6-1 |
|   |  |                                       |  |
|   |  | D                                     |  |
|   |  | Dining room, separate .....           | 1-6<br>2-7<br>3-7<br>4-7<br>5-7<br>6-7 |
|   |  | Dishwasher .....                      | 1-4<br>2-4<br>3-4<br>4-4<br>5-4<br>6-4 |
|   |  | Disposal in sink .....                | 1-4<br>2-4<br>3-4<br>4-4<br>5-4<br>6-4 |
|   |  | Down payment, major source of ...     | 3-14<br>5-14<br>6-14                   |
|   |  | Duration of vacancy .....             | 1-1                                    |
|   |  |                                       |  |
|   |  | E                                     |  |
|   |  | Electric fuses and circuit breakers.. | 2-6<br>3-6<br>4-6<br>5-6<br>6-6        |
|   |  | Electric outlets, rooms without ..... | 1-6<br>2-7<br>3-7<br>4-7<br>5-7<br>6-7 |
|   |  | Electric wiring:                      |  |
|   |  | Exposed .....                         | 1-6<br>2-7<br>3-7<br>4-7<br>5-7<br>6-7 |
|   |  |                                       |  |
| B   |  |                                       |  |
| Basement .....                                      | 1-2<br>2-2<br>3-2<br>4-2<br>5-2<br>6-2   |                                       |  |
| Bathrooms .....                                     | 1-3<br>2-3, 2-17, 2-18, 2-20, 2-21<br>3-3, 3-17, 3-18, 3-20, 3-21, 3-22<br>4-3, 4-17, 4-18, 4-20, 4-21<br>5-3, 5-17, 5-18, 5-20, 5-21, 5-22<br>6-3, 6-17, 6-18, 6-20, 6-21, 6-22 |                                       |  |
| Bedrooms .....                                      | 1-3<br>2-3, 2-17, 2-18, 2-20, 2-21<br>3-3, 3-17, 3-18, 3-20, 3-21, 3-22<br>4-3, 4-17, 4-18, 4-20, 4-21<br>5-3, 5-17, 5-18, 5-20, 5-21, 5-22<br>6-3, 6-17, 6-18, 6-20, 6-21, 6-22 |                                       |  |
| Broken plaster or peeling paint<br>(interior) ..... | 1-6<br>2-7<br>3-7<br>4-7<br>5-7<br>6-7   |                                       |  |
| Burners .....                                       | 1-4<br>2-4<br>3-4<br>4-4<br>5-4<br>6-4   |                                       |  |
|   |  |                                       |  |
| C   |  |                                       |  |
| Cars and trucks available .....                     | 2-7<br>3-7<br>4-7<br>5-7<br>6-7  |                                       |  |
| Clothes dryer .....                                 | 1-4<br>2-4, 2-5<br>3-4, 3-5<br>4-4, 4-5<br>5-4, 5-5<br>6-4, 6-5  |                                       |  |
| Commercial establishment .....                      | 1-7<br>3-14<br>5-14<br>6-14  |                                       |  |

E—Continued

Electric wiring:—Continued

Lack of..... 1-6  
2-7  
3-7  
4-7  
5-7  
6-7

Elevator on floor ..... 1-2  
2-2  
3-2  
4-2  
5-2  
6-2

External walls, condition of ..... 1-2  
2-2  
3-2  
4-2  
5-2  
6-2

F

Fireplace ..... 1-6  
2-7  
3-7  
4-7  
5-7  
6-7

First-time owners..... 3-14  
5-14  
6-14

Floors, holes in ..... 1-6  
2-7  
3-7  
4-7  
5-7  
6-7

Flush toilets:

Breakdowns ..... 2-6  
3-6  
4-6  
5-6  
6-6

Lacking ..... 1-4  
2-4  
3-4  
4-4  
5-4  
6-4

Foundation:

Condition..... 1-2  
2-2  
3-2  
4-2  
5-2  
6-2

Type..... 1-2  
2-2  
3-2  
4-2  
5-2  
6-2

F—Continued

Fuel:

Central air conditioning..... 1-5  
2-5  
3-5  
4-5  
5-5  
6-5

Clothes dryer ..... 1-5  
2-5  
3-5  
4-5  
5-5  
6-5

Cooking ..... 1-5  
2-5, 2-20, 2-21  
3-5, 3-20, 3-21, 3-22  
4-5, 4-20, 4-21  
5-5, 5-20, 5-21, 5-22  
6-5, 6-20, 6-21, 6-22

Main house heating..... 1-5  
2-5, 2-20, 2-21  
3-5, 3-20, 3-21, 3-22  
4-5, 4-20, 4-21  
5-5, 5-20, 5-21, 5-22  
6-5, 6-20, 6-21, 6-22

Other house heating..... 1-5  
2-5  
3-5  
4-5  
5-5  
6-5

Units using each type..... 1-5  
2-5  
3-5  
4-5  
5-5  
6-5

Water heating..... 1-5  
2-5  
3-5  
4-5  
5-5  
6-5

G

Garage or carport ..... 1-6  
2-7  
3-7  
4-7  
5-7  
6-7

H

Heating equipment:

Breakdowns ..... 2-6  
3-6  
4-6  
5-6  
6-6

H—Continued

Heating Equipment:—Continued

|             |                       |
|-------------|-----------------------|
| Main .....  | 1-4                   |
|             | 2-4, 2-20, 2-21       |
|             | 3-4, 3-20, 3-21, 3-22 |
|             | 4-4, 4-20, 4-21       |
|             | 5-4, 5-20, 5-21, 5-22 |
|             | 6-4, 6-20, 6-21, 6-22 |
| Other ..... | 1-4                   |
|             | 2-4                   |
|             | 3-4                   |
|             | 4-4                   |
|             | 5-4                   |
|             | 6-4                   |

Heating problems:

|                            |     |
|----------------------------|-----|
| Equipment breakdowns ..... | 2-6 |
|                            | 3-6 |
|                            | 4-6 |
|                            | 5-6 |
|                            | 6-6 |
| Other causes .....         | 2-6 |
|                            | 3-6 |
|                            | 4-6 |
|                            | 5-6 |
|                            | 6-6 |

Holes:

|                              |     |
|------------------------------|-----|
| In floors .....              | 1-6 |
|                              | 2-7 |
|                              | 3-7 |
|                              | 4-7 |
|                              | 5-7 |
|                              | 6-7 |
| In roof .....                | 1-2 |
|                              | 2-2 |
|                              | 3-2 |
|                              | 4-2 |
|                              | 5-2 |
|                              | 6-2 |
| Open cracks (interior) ..... | 1-6 |
|                              | 2-7 |
|                              | 3-7 |
|                              | 4-7 |
|                              | 5-7 |
|                              | 6-7 |

|                              |      |
|------------------------------|------|
| Homeowners, first time ..... | 3-14 |
|                              | 5-14 |
|                              | 6-14 |

|                   |      |
|-------------------|------|
| Home search ..... | 2-11 |
|                   | 3-11 |
|                   | 4-11 |
|                   | 5-11 |
|                   | 6-11 |

Households and Householders:

|   |     |
|---|-----|
| Adults and single children under 18 years of age... | 2-9 |
|   | 3-9 |
|   | 4-9 |
|   | 5-9 |
|   | 6-9 |

|                          |     |
|--------------------------|-----|
| Age of householder ..... | 2-9 |
|                          | 3-9 |
|                          | 4-9 |
|                          | 5-9 |
|                          | 6-9 |

H—Continued

Households and Householders:—Continued

|                             |                       |
|-----------------------------|-----------------------|
| Household composition ..... | 2-9, 2-20, 2-21       |
|                             | 3-9, 3-20, 3-21, 3-22 |
|                             | 4-9, 4-20, 4-21       |
|                             | 5-9, 5-20, 5-21, 5-22 |
|                             | 6-9, 6-20, 6-21, 6-22 |

Household moves and formation in last year .....

|     |
|-----|
| 2-9 |
| 3-9 |
| 4-9 |
| 5-9 |
| 6-9 |

Number of single children under 18 years old .....

|     |
|-----|
| 2-9 |
| 3-9 |
| 4-9 |
| 5-9 |
| 6-9 |

Own never-married children under 18 years old .....

|                       |
|-----------------------|
| 2-9, 2-20, 2-21       |
| 3-9, 3-20, 3-21, 3-22 |
| 4-9, 4-20, 4-21       |
| 5-9, 5-20, 5-21, 5-22 |
| 6-9, 6-20, 6-21, 6-22 |

Persons other than spouse or children .....

|     |
|-----|
| 2-9 |
| 3-9 |
| 4-9 |
| 5-9 |
| 6-9 |

Persons 65 years old and over .....

|     |
|-----|
| 2-9 |
| 3-9 |
| 4-9 |
| 5-9 |
| 6-9 |

Year householder moved into unit .....

|     |
|-----|
| 2-9 |
| 3-9 |
| 4-9 |
| 5-9 |
| 6-9 |

Years of school completed .....

|     |
|-----|
| 2-9 |
| 3-9 |
| 4-9 |
| 5-9 |
| 6-9 |

Housing costs:

|   |      |
|---|------|
| Annual taxes paid per \$1,000 value ..... | 1-7  |
|   | 2-13 |
|   | 3-13 |
|   | 4-13 |
|   | 5-13 |
|   | 6-13 |

|                                       |      |
|---------------------------------------|------|
| Condominium and cooperative fee ..... | 1-7  |
|                                       | 2-13 |
|                                       | 3-13 |
|                                       | 4-13 |
|                                       | 5-13 |
|                                       | 6-13 |

|                                  |      |
|----------------------------------|------|
| Cost and ownership sharing ..... | 2-13 |
|                                  | 3-13 |
|                                  | 5-13 |
|                                  | 6-13 |

H—Continued

Housing costs:—Continued

|  |   |
|--|---|
| Electricity.....                             | 2-13<br>3-13<br>4-13<br>5-13<br>6-13  |
| Fuel oil.....                                | 2-13<br>3-13<br>4-13<br>5-13<br>6-13  |
| Piped gas.....                               | 2-13<br>3-13<br>4-13<br>5-13<br>6-13  |
| Maintenance in last year, routine.....       | 2-13<br>3-13<br>4-13<br>5-13<br>6-13  |
| Median monthly housing costs for owners..... | 1-7<br>2-13, 2-17, 2-18, 2-19, 2-20,<br>3-13, 3-17, 3-18, 3-19, 3-20,<br>3-22<br>5-13, 5-17, 5-18, 5-19, 5-20<br>5-22<br>6-13, 6-17, 6-18, 6-19, 6-20<br>6-22   |
| Monthly costs.....                           | 1-7<br>2-13, 2-17, 2-18, 2-19, 2-20, 2-21,<br>3-13, 3-17, 3-18, 3-19, 3-20, 3-21,<br>3-22<br>4-13, 4-17, 4-18, 4-19, 4-20, 4-21<br>5-13, 5-17, 5-18, 5-19, 5-20, 5-21,<br>5-22<br>6-13, 6-17, 6-18, 6-19, 6-20, 6-21,<br>6-22 |
| Monthly costs as a percentage of income..... | 2-13, 2-19, 2-20<br>3-13, 3-19, 3-20, 3-22<br>4-13, 4-19, 4-20<br>5-13, 5-19, 5-20, 5-22<br>6-13, 6-19, 6-20, 6-22  |
| Other housing costs per month.....           | 1-7<br>2-13<br>3-13<br>5-13<br>6-13   |
| Principal and interest.....                  | 2-13, 2-19, 2-20, 2-21<br>3-13, 3-19, 3-20, 3-21, 3-22<br>5-13, 5-19, 5-20, 5-21, 5-22<br>6-13, 6-19, 6-20, 6-21, 6-22  |
| Property insurance.....                      | 2-13<br>3-13<br>4-13<br>5-13<br>6-13  |
| Real estate taxes.....                       | 1-7<br>2-13, 2-19, 2-20, 2-21<br>3-13, 3-19, 3-20, 3-21, 3-22<br>5-13, 5-19, 5-20, 5-21, 5-22<br>6-13, 6-19, 6-20, 6-21, 6-22   |

H—Continued

Housing costs:—Continued

|                                   |                                      |
|-----------------------------------|--------------------------------------|
| Rent paid by lodgers.....         | 2-13<br>3-13<br>4-13<br>5-13<br>6-13 |
| Selected utilities and fuels..... | 2-13<br>3-13<br>4-13<br>5-13<br>6-13 |

Income characteristics:

|  |   |
|--|---|
| Amount of savings and investments.....                 | 2-12<br>3-12<br>4-12<br>5-12<br>6-12  |
| Food stamps.....                                       | 2-12<br>3-12<br>4-12<br>5-12<br>6-12  |
| Household income.....                                  | 2-12<br>3-12<br>4-12<br>5-12<br>6-12  |
| As percent of poverty level....                        | 2-12<br>3-12<br>4-12<br>5-12<br>6-12  |
| Income of families and primary individuals.....        | 2-12, 2-17, 2-18, 2-19, 2-20, 2-21<br>3-12, 3-17, 3-18, 3-19, 3-20, 3-21,<br>3-22<br>4-12, 4-17, 4-18, 4-19, 4-20, 4-21<br>5-12, 5-17, 5-18, 5-19, 5-20, 5-21,<br>5-22<br>6-12, 6-17, 6-18, 6-19, 6-20, 6-21,<br>6-22 |
| Income sources of families and primary individuals.... | 2-12<br>3-12<br>4-12<br>5-12<br>6-12  |

K

|                                   |  |
|-----------------------------------|--|
| Kitchen facilities, complete..... | 1-4<br>2-4<br>3-4<br>4-4<br>5-4<br>6-4 |
|-----------------------------------|--|

L

Light fixtures in public halls . . . . . 1-2  
 2-2  
 3-2  
 4-2  
 5-2  
 6-2

Lot size . . . . . 1-3  
 2-3, 2-17, 2-18  
 3-3, 3-17, 3-18  
 4-3, 4-17, 4-18  
 5-3, 5-17, 5-18  
 6-3, 6-17, 6-18

Living rooms or recreation rooms . . . 1-6  
 2-7  
 3-7  
 5-7  
 6-7

M

Medical or dental office . . . . . 1-7  
 3-14  
 5-14  
 6-14

Mobile home:

    Number . . . . . 1-6  
     2-8  
     3-8  
     4-8  
     5-8  
     6-8

    Park fee paid . . . . . 1-7  
     3-13  
     5-13  
     6-13

Mortgage:

    Current interest rate . . . . . 3-15  
     5-15  
     6-15

    Current total loan as percent  
     of value . . . . . 3-15  
     5-15  
     6-15

    Items included in primary  
     mortgage payment . . . . . 3-15  
     5-15  
     6-15

    Lenders of primary and  
     secondary mortgages . . . . . 2-19  
     3-15, 3-19  
     5-15, 5-19  
     6-15, 6-19

    Monthly payment for  
     principal and interest . . . . . 2-13, 2-19, 2-20, 2-21  
     3-13, 3-19, 3-20, 3-21, 3-22  
     5-13, 5-19, 5-20, 5-21, 5-22  
     6-13, 6-19, 6-20, 6-21, 6-22

    Number of current mortgages . . . 3-15  
     5-15  
     6-15

M—Continued

Mortgage:—Continued

    Origination . . . . . 2-19  
     3-15, 3-19  
     5-15, 5-19  
     6-15, 6-19

    Payment plan of primary  
     mortgage . . . . . 2-19  
     3-15, 3-19  
     5-15, 5-19  
     6-15, 6-19

    Payment plan of secondary  
     mortgage . . . . . 2-19  
     3-15, 3-19  
     5-15, 5-19  
     6-15, 6-19

    Remaining years mortgaged . . . 3-15  
     5-15  
     6-15

    State and local mortgage . . . . 3-15  
     5-15  
     6-15

    Term of primary mortgage  
     at origination or assumption . . 3-15  
     5-15  
     6-15

    Total outstanding  
     principal amount . . . . . 3-15  
     5-15  
     6-15

    Type of primary mortgage . . . . 2-19  
     3-15, 3-19  
     5-15, 5-19

    Year primary mortgage  
     originated . . . . . 3-15  
     5-15  
     6-15

N

Neighborhood:

    Age of other residential  
     buildings within 300 feet . . . . 1-6  
     2-8  
     3-8  
     4-8  
     5-8  
     6-8

    Bars on windows of  
     buildings . . . . . 1-6  
     2-8  
     3-8  
     4-8  
     5-8  
     6-8

    Conditions . . . . . 2-8  
     3-8  
     4-8  
     5-8  
     6-8

    Condition of streets . . . . . 1-6  
     2-8  
     3-8  
     4-8  
     5-8  
     6-8

N—Continued

Neighborhood:—Continued

Description of area within  
300 feet..... 1-6  
2-8  
3-8  
4-8  
5-8  
6-8

Mobile homes in group..... 1-6  
2-8  
3-8  
4-8  
5-8  
6-8

Opinion of neighborhood..... 2-8  
3-8  
4-8  
5-8  
6-8

Other buildings vandal-  
ized or with interior exposed.. 1-6  
2-8  
3-8  
4-8  
5-8  
6-8

Neighborhood search..... 2-11  
3-11  
4-11  
5-11  
6-11

Trash, litter, or junk on  
streets or any properties..... 1-6  
2-8  
3-8  
4-8  
5-8  
6-8

O

Opinion of structure..... 2-7  
3-7  
4-7  
5-7  
6-7

Oven..... 1-4  
2-4  
3-4  
4-4  
5-4  
6-4

Owner or manager on property..... 1-6  
2-7  
4-7  
5-7  
6-7

Other activities on property..... 1-7  
3-14  
5-14  
6-14

P

Parking off street..... 2-7  
3-7  
4-7  
5-7  
6-7

Permanent residence..... 1-1

Persons:

Number..... 2-9, 2-17, 2-18, 2-20, 2-21  
3-9, 3-17, 3-18, 3-20, 3-21, 3-22  
4-9, 4-17, 4-18, 4-20, 4-21  
5-9, 5-17, 5-18, 5-20, 5-21, 5-22  
6-9, 6-17, 6-18, 6-20, 6-21, 6-22

Per room..... 2-3  
3-3  
4-3  
5-3  
6-3

Physical problems of structure..... 2-7  
3-7  
4-7  
5-7  
6-7

Plumbing..... 1-4  
2-4  
3-4  
4-4  
5-4  
6-4

Porch, deck, balcony or patio..... 1-6  
2-7  
3-7  
4-7  
5-7  
6-7

Previous occupancy..... 2-2  
3-2  
4-2  
5-2  
6-2

Previous unit of recent movers:

Change in housing costs..... 2-10  
3-10  
4-10  
5-10  
6-10

Location..... 2-10  
3-10  
4-10  
5-10  
6-10

Owned or rented by  
someone who moved here... 2-10  
3-10  
4-10  
5-10  
6-10

P—Continued

|                           |  |
|---------------------------|--|
| Persons, number .....     | 2-10<br>3-10<br>4-10<br>5-10<br>6-10   |
| Reasons for leaving ..... | 2-11<br>3-11<br>4-11<br>5-11<br>6-11   |
| Structure type .....      | 2-10<br>3-10<br>4-10<br>5-10<br>6-10   |
| Tenure .....              | 2-10<br>3-10<br>4-10<br>5-10<br>6-10   |
| Purchase price .....      | 2-20, 2-21<br>3-14, 3-20, 3-21, 3-22<br>5-14, 5-20, 5-21, 5-22<br>6-14, 6-20, 6-21, 6-22 |

R

|   |                                      |
|---|--------------------------------------|
| Race and origin .....                     | 2-1<br>3-1<br>4-1<br>5-1<br>6-1      |
| Rats, signs of .....                      | 2-7<br>3-7<br>4-7<br>5-7<br>6-7      |
| Recent mover:                             |                                      |
| Choice of present home .....              | 2-11<br>3-11<br>4-11<br>5-11<br>6-11 |
| Choice of present neighborhood .....      | 2-11<br>3-11<br>4-11<br>5-11<br>6-11 |
| Comparison to previous home .....         | 2-11<br>3-11<br>4-11<br>5-11<br>6-11 |
| Comparison to previous neighborhood ..... | 2-11<br>3-11<br>4-11<br>5-11<br>6-11 |

R—Continued

|  |  |
|--|--|
| Home search .....  | 2-11<br>3-11<br>4-11<br>5-11<br>6-11   |
| Neighborhood search .....                                | 2-11<br>3-11<br>4-11<br>5-11<br>6-11   |
| Previous unit .....                                      | 2-10<br>3-10<br>4-10<br>5-10<br>6-10   |
| Reasons for leaving previous unit .....                  | 2-11<br>3-11<br>4-11<br>5-11<br>6-11   |
| Refrigerator .....                                       | 1-4<br>2-4<br>3-4<br>4-4<br>5-4<br>6-4   |
| Renovations:   |  |
| Government subsidy for repairs .....                     | 3-16<br>5-16<br>6-16   |
| Repairs, improvements, alterations in last 2 years ..... | 3-16<br>5-16<br>6-16   |
| Rent reductions .....                                    | 1-7<br>2-12, 2-20, 2-21<br>4-12, 4-20, 4-21<br>5-12, 5-20, 5-21<br>6-12, 6-20, 6-21  |
| Roof, condition of .....                                 | 1-2<br>2-2<br>3-2<br>4-2<br>5-2<br>6-2   |
| Rooms .....  | 1-3<br>2-3, 2-17, 2-18, 2-20, 2-21<br>3-3, 3-17, 3-18, 3-20, 3-21, 3-22<br>4-3, 4-17, 4-18, 4-20, 4-21, 4-22<br>5-3, 5-17, 5-18, 5-20, 5-21, 5-22<br>6-3, 6-17, 6-18, 6-20, 6-21, 6-22 |

S

|                          |  |
|--------------------------|--|
| Selected amenities ..... | 1-6<br>2-7<br>3-7<br>4-7<br>5-7<br>6-7 |
|--------------------------|--|

S—Continued

|   |  |
|---|--|
| Selected deficiencies .....                   | 1-6<br>2-7<br>3-7<br>4-7<br>5-7<br>6-7   |
| Sewage disposal:                              |  |
| Breakdowns .....                              | 2-6<br>3-6<br>4-6<br>5-6<br>6-6  |
| Means of .....                                | 1-4<br>2-4, 2-20, 2-21<br>3-4, 3-20, 3-21, 3-22<br>4-4, 4-20, 4-21, 4-22<br>5-4, 5-20, 5-21, 5-22<br>6-4, 6-20, 6-21, 6-22 |
| Sink .....                                    | 1-4<br>2-4<br>3-4<br>4-4<br>5-4<br>6-4   |
| Site placement .....                          | 1-2<br>2-2<br>3-2<br>4-2<br>5-2<br>6-2   |
| Source of water .....                         | 1-4<br>2-4, 2-20, 2-21<br>3-4, 3-20, 3-21, 3-22<br>4-4, 4-20, 4-21<br>5-4, 5-20, 5-21, 5-22<br>6-4, 6-20, 6-21, 6-22       |
| Square footage:                               |  |
| Of unit .....                                 | 1-3<br>2-3, 2-18<br>3-3, 3-18<br>4-3, 4-18<br>5-3, 5-18<br>6-3, 6-18   |
| Per person .....                              | 2-3<br>3-3<br>4-3<br>5-3<br>6-3  |
| Stairways, common .....                       | 1-2<br>2-2<br>3-2<br>4-2<br>5-2<br>6-2   |
| Statistical areas .....                       | 1-1<br>2-1<br>3-1<br>4-1<br>5-1<br>6-1   |
| Stories:                                      |  |
| Between main and<br>apartment entrances ..... | 1-2<br>2-2<br>3-2<br>4-2<br>5-2<br>6-2   |

S—Continued

|                                      |  |
|--------------------------------------|--|
| In structure .....                   | 1-2<br>2-2<br>3-2<br>4-2<br>5-2<br>6-2   |
| Streets, condition of .....          | 2-8<br>3-8<br>4-8<br>5-8<br>6-8  |
| Suitability for year-round use ..... | 1-1  |
| <b>T</b>                             |  |
| Telephone available .....            | 2-7<br>3-7<br>4-7<br>5-7<br>6-7  |
| Tenure .....                         | 2-1<br>3-1<br>4-1<br>5-1<br>6-1  |
| Timesharing .....                    | 1-1  |
| <b>U</b>                             |  |
| Units in structure .....             | 1-1<br>2-1, 2-20, 2-21<br>3-1, 3-20, 3-21, 3-22<br>4-1, 4-20, 4-21<br>5-1, 5-20, 5-21, 5-22<br>6-1, 6-20, 6-21, 6-22   |
| <b>V</b>                             |  |
| Vacancy, duration of .....           | 1-1  |
| Value .....                          | 1-7<br>2-17, 2-18, 2-19, 2-20, 2-21<br>3-14, 3-17, 3-18, 3-19, 3-20, 3-21,<br>3-22<br>5-14, 5-17, 5-18, 5-19, 5-20, 5-21,<br>5-22<br>6-14, 6-17, 6-18, 6-19, 6-20, 6-21,<br>6-22 |
| Value-income ratio .....             | 2-19, 2-20, 2-21<br>3-14, 3-19, 3-20, 3-21<br>5-14, 5-19, 5-20, 5-21<br>6-14, 6-19, 6-20, 6-21   |
| Vandalized, other buildings .....    | 1-6<br>2-8<br>3-8<br>4-8<br>5-8<br>6-8   |



W

Washing machine ..... 1-4  
   2-4  
   3-4  
   4-4  
   5-4  
   6-4

Water leakage ..... 2-7  
   3-7  
   4-7  
   5-7  
   6-7

Water supply stoppage..... 2-6  
   3-6  
   4-6  
   5-6  
   6-6

Windows:

    External conditions of build-  
     ing (with sample unit)..... 1-2  
   2-2  
   3-2  
   4-2  
   5-2  
   6-2

W—Continued

Windows:—Continued

    Bars on (other) buildings ..... 1-6  
   2-8  
   3-8  
   4-8  
   5-8  
   6-8

Y

Year householder moved into unit.. 2-9  
   3-9  
   4-9  
   5-9  
   6-9

Year structure built ..... 1-1  
   2-1, 2-20, 2-21  
   3-1, 3-20, 3-21, 3-22  
   4-1, 4-20, 4-21  
   5-1, 5-20, 5-21, 5-22  
   6-1, 6-20, 6-21, 6-22

Year unit acquired..... 3-14  
   5-14  
   6-14

---

## Selected Subareas for Publication for 1988

---

### **BIRMINGHAM, AL, MSA**

Birmingham city  
Balance of Jefferson Co. (Exclude Birmingham city)  
Walker Co.

### **BUFFALO, NY, CMSA**

Buffalo city  
Balance of Erie Co. (Exclude Buffalo city)  
Niagara Falls city

### **CLEVELAND, OH, PMSA**

Cleveland city  
Balance of Cuyahoga Co. (Exclude Cleveland city)  
Lake Co.

### **INDIANAPOLIS, IN, MSA**

Indianapolis city  
Hamilton Co.  
Johnson Co.

### **MEMPHIS, TN-AR-MS, MSA**

Memphis city, TN  
Balance of Shelby Co., TN (Exclude Memphis city)  
De Soto Co., MS

### **MILWAUKEE, WI, PMSA**

Milwaukee city  
Balance of Milwaukee Co. (Exclude Milwaukee city)  
Waukesha Co.

### **NORFOLK-VIRGINIA BEACH- NEWPORT NEWS, VA, MSA**

Norfolk city  
Virginia Beach city  
Newport News city

### **OKLAHOMA CITY, OK, MSA**

Oklahoma City city  
Oklahoma Co. (Exclude Oklahoma City city)  
Cleveland Co. (Exclude Oklahoma City city)

### **PROVIDENCE-PAWTUCKET- WARWICK, RI-MA, PMSA'S**

Providence city, RI  
Warwick city, RI  
Cranston city, RI

### **SALT LAKE CITY, UT, MSA**

Salt Lake City city  
Balance of Salt Lake Co. (Exclude Salt Lake City city)  
Davis Co.

### **SAN JOSE, CA, PMSA**

San Jose city  
Sunnyvale city  
Balance of Santa Clara Co. (Excludes San Jose city  
and Sunnyvale city)

---

NOTE: With each metropolitan area, subareas are listed in order of boxhead appearance from subarea 1 through subarea 3.