




# Baltimore, Md.

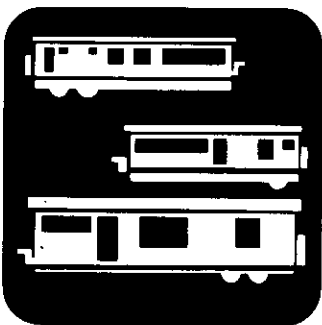
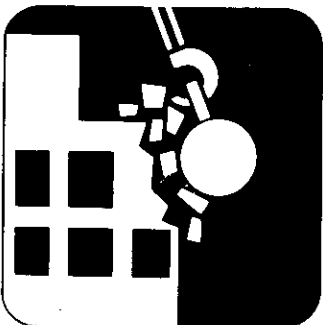
Standard Metropolitan Statistical Area




## Housing Characteristics for Selected Metropolitan Areas

CURRENT HOUSING  
REPORTS

H-170-76-42



## Annual Housing Survey: 1976



Issued October 1978



U.S. Department of  
Commerce

U.S. Department of  
Housing and Urban  
Development

Juanita M. Kreps,  
Secretary  
Courtenay M. Slater,  
Chief Economist

Patricia Roberts Harris,  
Secretary

BUREAU OF  
THE CENSUS

Manuel D. Plotkin,  
Director

Donna E. Shalala,  
Assistant Secretary for  
Policy Development  
and Research



# Preface and Acknowledgments



## U.S. Department of Commerce BUREAU OF THE CENSUS

**Manuel D. Plotkin,**  
Director

**Robert L. Hagan,**  
Deputy Director

**Daniel B. Levine,**  
Associate Director for Demographic  
Fields

**Arthur F. Young,**  
Chief, Housing Division

## U.S. Department of Housing and Urban Development

**Donna E. Shalala,**  
Assistant Secretary for Policy  
Development and Research

**Katherine Lyall,**  
Deputy Assistant Secretary  
for Economic Affairs

**Duane T. McGough,**  
Director, Housing and Community  
Analysis Division

This report presents data from the Annual Housing Survey, which was sponsored by the U.S. Department of Housing and Urban Development and conducted by the U.S. Bureau of the Census. Primary direction of the program was performed by Duane T. McGough, Director, Housing and Community Analysis Division, Department of Housing and Urban Development, and Arthur F. Young, Chief, Housing Division, Bureau of the Census.

Duane T. McGough and David Yentis were responsible for overseeing the Annual Housing Survey and the resultant report on behalf of the Department of Housing and Urban Development.

Within the Bureau of the Census, this report was developed in the Housing Division. It was prepared under the supervision of Leonard J. Norry, Assistant Division Chief, by Elmo E. Beach, Chief, Current Surveys Branch, assisted by Jane S. Maynard and Edward D. Montfort. Specific activities related to data collection procedures, statistical presentation, organization of the report, and preparation of text materials were performed by Edward Cary Bean, Jr., Robert S. Benedik, Mary C. Carroll, Barbara J. Clark, Margaret W. Harper, Paul P. Harple, Jr., Richard G. Kreinsen, Katherine L. Marshall, Dennis J. Trepanier, Barbara T. Williams, and Jeanne M. Woodward.

The operational aspects of the Annual Housing Survey were coordinated by the Demographic Surveys Division under the direction of Earle J. Gerson, Chief, by Stanley Greene, Assistant Division Chief, and Edward F. Knowles, assisted by Carrol B. Kindel, Maria A. Mochulski, and Christopher J. Minovich. Systems and processing procedures were performed under the direction of Barry M. Cohen, Assistant Division Chief. The computer programming and processing were performed under the supervision of D. Richard Bartlett, assisted by Merritt P. Woodard, Robert J. St. Laurent, Stephen T. Phillips, Nathan P. Call, and James E. Dallmann. Leonard Goldberg, assisted by David B. Lipscomb, Mary L. Campbell, and Robert Smith, Jr., was responsible

for the clerical and keying procedures.

The planning of sample design, weighting, and computation of sampling variances and standard errors was developed in the Statistical Methods Division, under the supervision of Charles Jones, Chief, and Gary Shapiro, Assistant Division Chief, by Dennis Schwanz and Mason Malmuth. Implementation of the sample selection and computation of sampling variances was performed under the supervision of Robert T. O'Reagan, Assistant Division Chief, by Leonard Baer, Jerome Roth, Florence Hochstadter, David Diskin, Susan Dellinger, William Taylor, Robert Jewett, Robert Aquilino, and Patricia Clark (Data Preparation Division, Jeffersonville, Ind.). The preparation of field sample control and reinterview procedures was performed, under the supervision of Robert T. O'Reagan, by Irene Montie, John Paletta, Edison Gore and Fay Nash. Reinterview design and analysis were conducted, under the supervision of Irwin Schreiner, by Douglas Moyer. Coverage improvement procedures were developed and implemented, under the supervision of Gary Shapiro, David Bateman, and Robert T. O'Reagan, by Irene Montie, Michael Tenebaum, Jay Casselberry, Dennis Schwanz, Don Luery, Mason Malmuth, Leonard Baer, Jerome Roth, David Diskin, Susan Dellinger, Duane Hybertson, and Susan Helkamp (Data Preparation Division, Jeffersonville, Ind.).

Data collection activities were administered by the Field Division, under the supervision of Curtis T. Hill, Chief, by Stanley D. Matchett, Assistant Division Chief, D. Ross Forbes, Darren F. Althouse, and Kenneth A. Frail, as well as Porter S. Rickley, Director of the Bureau's Philadelphia Regional Office.

Clerical processing of the questionnaires was performed in the Data Preparation Division, under the direction of Don L. Adams, Chief, by Patricia Clark and Kurt Legait.

Within the Publications Services Division, many individuals made significant contributions in the areas of publication planning and design, editorial review, composition, and printing procurement.

### Suggested Citation

U.S. Department of Commerce,  
U.S. Bureau of the Census

**Current Housing Reports**  
H-170-76-42

Baltimore, Md., SMSA

**Housing Characteristics for Selected  
Metropolitan Areas**

Annual Housing Survey: 1976

U.S. Government Printing Office  
Washington, D.C., 1978

For sale by Superintendent of Documents, U.S. Government Printing Office, Washington, D.C. 20402, or any U.S. Department of Commerce district office. Postage stamps not acceptable; currency submitted at sender's risk. Remittances from foreign countries must be by international money order or by draft on a U.S. bank. Stock No. 003-024-01563-3

---

**List of Reports from the  
Annual Housing Survey—  
National Sample**

Series H-150-76

---

**A**

General Housing Characteristics for the  
United States and Regions: 1976

---

**B**

Indicators of Housing and Neighborhood  
Quality for the United States and  
Regions: 1976

---

**C**

Financial Characteristics of the Housing  
Inventory for the United States and  
Regions: 1976

---

**D**

Housing Characteristics of Recent Movers for  
the United States and Regions: 1976

---

**E**

Urban and Rural Housing Characteristics for  
the United States and Regions: 1976

---

**F**

Financial Characteristics by Indicators of  
Housing and Neighborhood Quality for the  
United States and Regions: 1976



# Contents

## Baltimore, Md.

### Standard Metropolitan Statistical Area

|      |   |      |
|------|---|------|
| Maps | <b>Standard Metropolitan Statistical Areas: 1970</b>                                    | X    |
|      | <b>The State—Counties, Standard Metropolitan Statistical Areas, and Selected Places</b> | XII  |
|      | <b>Standard Metropolitan Statistical Area</b>   | XIII |

|              |    |
|--------------|----|
| Introduction | XV |
|--------------|----|

| List of Tables | Table      |                   |   |                  | Page       |                   |                       |
|----------------|------------|-------------------|---|------------------|------------|-------------------|-----------------------|
|                | SMSA Total | In Central Cities | Not in Central Cities   |                  | SMSA Total | In Central Cities | Not in Central Cities |
|                |            |                   |   | <b>Part A</b>    |            |                   |                       |
|                |            |                   |   | <b>All Races</b> |            |                   |                       |
| A-1            | B-1        | C-1               | Characteristics of the Housing Inventory: 1976 and 1970                   | A-01             | A-19       | A-37              |                       |
| A-2            | B-2        | C-2               | Financial Characteristics of the Housing Inventory: 1976 and 1970         | A-05             | A-23       | A-41              |                       |
| A-3            | B-3        | C-3               | Selected Housing Characteristics of New Construction Units: 1976          | A-07             | A-25       | A-43              |                       |
| A-4            | B-4        | C-4               | 1970 Characteristics of Housing Units Removed From the Inventory: 1976    | A-11             | A-29       | A-47              |                       |
|                |            |                   | <b>Black—With Black Household Head</b>                                    |                  |            |                   |                       |
| A-5            | B-5        | C-5               | Characteristics of Owner and Renter Occupied Housing Units: 1976 and 1970 | A-13             | A-31       | A-49              |                       |
| A-6            | B-6        | C-6               | Financial Characteristics of Housing Units: 1976 and 1970                 | A-17             | A-35       | A-53              |                       |
|                |            |                   | <b>Spanish Origin—With Household Head of Spanish Origin</b>               |                  |            |                   |                       |
| A-7            | B-7        | C-7               | Characteristics of Owner and Renter Occupied Housing Units: 1976 and 1970 | A-18             | A-36       | A-54              |                       |
| A-8            | B-8        | C-8               | Financial Characteristics of Housing Units: 1976 and 1970                 | A-18             | A-36       | A-54              |                       |
|                |            |                   | <b>Part B</b>   |                  |            |                   |                       |
|                |            |                   | <b>All Races—For Owner and Renter Occupied Housing Units</b>              |                  |            |                   |                       |
| A-1            | B-1        | C-1               | Occupancy and Utilization Characteristics and Services Available: 1976    | B-01             | B-17       | B-33              |                       |
| A-2            | B-2        | C-2               | Selected Structural Characteristics by Deficiencies: 1976                 | B-02             | B-18       | B-34              |                       |
| A-3            | B-3        | C-3               | Failures in Plumbing Facilities and Equipment: 1976                       | B-04             | B-20       | B-36              |                       |
| A-4            | B-4        | C-4               | Selected Neighborhood Characteristics: 1976                               | B-06             | B-22       | B-38              |                       |



List of Tables—Continued

| Table   |                   |                       |   | Page       |                   |                       |
|---|-------------------|-----------------------|---|------------|-------------------|-----------------------|
| SMSA Total  | In Central Cities | Not in Central Cities |   | SMSA Total | In Central Cities | Not in Central Cities |
| <b>Part B—Continued</b>   |                   |                       |   |            |                   |                       |
| <b>Black—For Owner and Renter Occupied Housing Units With Black Household Head</b>                      |                   |                       |   |            |                   |                       |
| A-5   | B-5               | C-5                   | Occupancy and Utilization Characteristics and Services Available: 1976  | B-08       | B-24              | B-40                  |
| A-6   | B-6               | C-6                   | Selected Structural Characteristics by Deficiencies: 1976   | B-09       | B-25              | B-41                  |
| A-7   | B-7               | C-7                   | Failures in Plumbing Facilities and Equipment: 1976   | B-11       | B-27              | B-43                  |
| A-8   | B-8               | C-8                   | Selected Neighborhood Characteristics: 1976   | B-13       | B-29              | B-45                  |
| <b>Spanish Origin—For Owner and Renter Occupied Housing Units With Household Head of Spanish Origin</b> |                   |                       |   |            |                   |                       |
| A-9   | B-9               | C-9                   | Occupancy and Utilization Characteristics and Services Available: 1976  | B-14       | B-30              | B-46                  |
| A-10  | B-10              | C-10                  | Selected Structural Characteristics by Deficiencies: 1976   | B-14       | B-30              | B-46                  |
| A-11  | B-11              | C-11                  | Failures in Plumbing Facilities and Equipment: 1976   | B-14       | B-30              | B-46                  |
| A-12  | B-12              | C-12                  | Selected Neighborhood Characteristics: 1976   | B-14       | B-30              | B-46                  |
| <b>Vacant Housing Units</b>   |                   |                       |   |            |                   |                       |
| A-13  | B-13              | C-13                  | Selected Characteristics of Year-Round Vacant Housing Units: 1976   | B-15       | B-31              | B-47                  |
| <b>Part C</b>   |                   |                       |   |            |                   |                       |
| <b>All Races</b>  |                   |                       |   |            |                   |                       |
| A-1   | B-1               | C-1                   | Income of Families and Primary Individuals in Owner and Renter Occupied Housing Units: 1976                   | C-01       | C-23              | C-45                  |
| A-2   | B-2               | C-2                   | Value of Owner Occupied Housing Units: 1976   | C-06       | C-28              | C-50                  |
| A-3   | B-3               | C-3                   | Gross Rent of Renter Occupied Housing Units: 1976   | C-09       | C-31              | C-53                  |
| <b>Black—With Black Household Head</b>  |                   |                       |   |            |                   |                       |
| A-4   | B-4               | C-4                   | Income of Families and Primary Individuals in Owner and Renter Occupied Housing Units: 1976                   | C-12       | C-34              | C-56                  |
| A-5   | B-5               | C-5                   | Value of Owner Occupied Housing Units: 1976   | C-17       | C-39              | C-61                  |
| A-6   | B-6               | C-6                   | Gross Rent of Renter Occupied Housing Units: 1976   | C-20       | C-42              | C-64                  |
| <b>Spanish Origin—With Household Head of Spanish Origin</b>   |                   |                       |   |            |                   |                       |
| A-7   | B-7               | C-7                   | Income of Families and Primary Individuals in Owner and Renter Occupied Housing Units: 1976                   | C-22       | C-44              | C-66                  |
| A-8   | B-8               | C-8                   | Value of Owner Occupied Housing Units: 1976   | C-22       | C-44              | C-66                  |
| A-9   | B-9               | C-9                   | Gross Rent of Renter Occupied Housing Units: 1976   | C-22       | C-44              | C-66                  |
| <b>Part D</b>   |                   |                       |   |            |                   |                       |
| <b>All Races</b>  |                   |                       |   |            |                   |                       |
|   |                   | 1                     | Selected Characteristics of All Occupied Housing Units and of Units Occupied by Recent Movers by Tenure: 1976 |            |                   | D-01                  |
|   |                   | 2                     | Tenure and Location of Present Unit by Tenure and Location of Previous Unit: 1976                             |            |                   | D-05                  |

List of Tables—Continued

| Table   | SMSA Total<br>In Central Cities<br>Not in Central Cities   | Page |
|---|--|------|
| <b>Part D—Continued</b>   |  |      |
| <b>All Races—Continued</b>  |  |      |
| <b>3</b>  | Tenure and Units in Structure of Present Unit by Tenure and Units in Structure of Previous Unit: 1976                  | D-06 |
| <b>4</b>  | Age of Head and Presence of Persons 65 Years Old and Over of Present Unit by Tenure of Present and Previous Unit: 1976 | D-07 |
| <b>5</b>  | Tenure and Number of Bedrooms of Present Unit by Tenure and Number of Bedrooms of Previous Unit: 1976                  | D-08 |
| <b>6</b>  | Tenure and Plumbing Facilities of Present Unit by Tenure and Plumbing Facilities of Previous Unit: 1976                | D-09 |
| <b>7</b>  | Tenure and Persons Per Room of Present Unit by Tenure and Persons Per Room of Previous Unit: 1976                      | D-10 |
| <b>8</b>  | Value of Present Property by Value of Previous Property: 1976  | D-11 |
| <b>9</b>  | Gross Rent of Present Unit by Gross Rent of Previous Unit: 1976  | D-12 |
| <b>Black—For Housing Units With Black Household Head</b>                      |  |      |
| <b>10</b>   | Selected Characteristics of All Occupied Housing Units and of Units Occupied by Recent Movers by Tenure: 1976          | D-13 |
| <b>11</b>   | Tenure and Location of Present Unit by Tenure and Location of Previous Unit: 1976                                      | D-17 |
| <b>12</b>   | Tenure and Units in Structure of Present Unit by Tenure and Units in Structure of Previous Unit: 1976                  | D-18 |
| <b>13</b>   | Age of Head and Presence of Persons 65 Years Old and Over of Present Unit by Tenure of Present and Previous Unit: 1976 | D-19 |
| <b>14</b>   | Tenure and Number of Bedrooms of Present Unit by Tenure and Number of Bedrooms of Previous Unit: 1976                  | D-20 |
| <b>15</b>   | Tenure and Plumbing Facilities of Present Unit by Tenure and Plumbing Facilities of Previous Unit: 1976                | D-21 |
| <b>16</b>   | Tenure and Persons Per Room of Present Unit by Tenure and Persons Per Room of Previous Unit: 1976                      | D-22 |
| <b>17</b>   | Value of Present Property by Value of Previous Property: 1976  | D-23 |
| <b>18</b>   | Gross Rent of Present Unit by Gross Rent of Previous Unit: 1976  | D-24 |
| <b>Spanish Origin—For Housing Units With Household Head of Spanish Origin</b> |  |      |
| <b>19</b>   | Selected Characteristics of All Occupied Housing Units and of Units Occupied by Recent Movers by Tenure: 1976          | D-24 |
| <b>20</b>   | Tenure and Location of Present Unit by Tenure and Location of Previous Unit: 1976                                      | D-24 |
| <b>21</b>   | Tenure and Units in Structure of Present Unit by Tenure and Units in Structure of Previous Unit: 1976                  | D-24 |
| <b>22</b>   | Age of Head and Presence of Persons 65 Years Old and Over of Present Unit by Tenure of Present and Previous Unit: 1976 | D-24 |

List of Tables—Continued

|   |  |   | Page   |
|---|--|---|--|
|   |  |   | SMSA Total<br>In Central Cities<br>Not in Central Cities |
| <b>Part D—Continued</b>   |  |   |  |
| <b>Spanish Origin—For Housing Units With Household Head of Spanish Origin—Continued</b> |  |   |  |
|   | SMSA Total<br>In Central Cities<br>Not in Central Cities |   |  |
|   | 23   | Tenure and Number of Bedrooms of Present Unit by Tenure and Number of Bedrooms of Previous Unit: 1976                           | D-24   |
|   | 24   | Tenure and Plumbing Facilities of Present Unit by Tenure and Plumbing Facilities of Previous Unit: 1976                         | D-24   |
|   | 25   | Tenure and Persons Per Room of Present Unit by Tenure and Persons Per Room of Previous Unit: 1976                               | D-24   |
|   | 26   | Value of Present Property by Value of Previous Property: 1976   | D-24   |
|   | 27   | Gross Rent of Present Unit by Gross Rent of Previous Unit: 1976   | D-24   |
| <b>Part F</b>   |  |   |  |
| <b>All Races</b>  |  |   |  |
| SMSA Total  | In Central Cities  | Not in Central Cities   |  |
| A-1   | B-1  | C-1   |  |
|   |  | Income of Families and Primary Individuals by Tenure and Occupancy and Utilization Characteristics and Services Available: 1976 | F-01 F-42 F-83   |
| A-2   | B-2  | C-2   |  |
|   |  | Income of Families and Primary Individuals by Tenure and Deficiencies in Selected Structural Characteristics: 1976              | F-02 F-43 F-84   |
| A-3   | B-3  | C-3   |  |
|   |  | Income of Families and Primary Individuals by Tenure and Failures in Plumbing Facilities and Equipment: 1976                    | F-04 F-45 F-86   |
| A-4   | B-4  | C-4   |  |
|   |  | Income of Families and Primary Individuals by Tenure and Selected Neighborhood Characteristics: 1976                            | F-07 F-48 F-89   |
| A-5   | B-5  | C-5   |  |
|   |  | Value of Owner Occupied Housing Units by Occupancy and Utilization Characteristics and Services Available: 1976                 | F-10 F-51 F-92   |
| A-6   | B-6  | C-6   |  |
|   |  | Value of Owner Occupied Housing Units by Deficiencies in Selected Structural Characteristics: 1976                              | F-11 F-52 F-93   |
| A-7   | B-7  | C-7   |  |
|   |  | Value of Owner Occupied Housing Units by Failures in Plumbing Facilities and Equipment: 1976                                    | F-12 F-53 F-94   |
| A-8   | B-8  | C-8   |  |
|   |  | Value of Owner Occupied Housing Units by Selected Neighborhood Characteristics: 1976  | F-13 F-54 F-95   |
| A-9   | B-9  | C-9   |  |
|   |  | Gross Rent of Renter Occupied Housing Units by Occupancy and Utilization Characteristics and Services Available: 1976           | F-15 F-56 F-97   |
| A-10  | B-10   | C-10  |  |
|   |  | Gross Rent of Renter Occupied Housing Units by Deficiencies in Selected Structural Characteristics: 1976                        | F-16 F-57 F-98   |
| A-11  | B-11   | C-11  |  |
|   |  | Gross Rent of Renter Occupied Housing Units by Failures in Plumbing Facilities and Equipment: 1976                              | F-18 F-59 F-100  |
| A-12  | B-12   | C-12  |  |
|   |  | Gross Rent of Renter Occupied Housing Units by Selected Neighborhood Characteristics: 1976                                      | F-19 F-60 F-101  |
| <b>Black—With Black Household Head</b>  |  |   |  |
| A-13  | B-13   | C-13  |  |
|   |  | Income of Families and Primary Individuals by Tenure and Occupancy and Utilization Characteristics and Services Available: 1976 | F-21 F-62 F-103  |

| List of Tables—Continued                                    |                   |                       | Table   |  | Page       |                   |                       |
|---|-------------------|-----------------------|---|--|------------|-------------------|-----------------------|
| SMSA Total  | In Central Cities | Not in Central Cities |   |  | SMSA Total | In Central Cities | Not in Central Cities |
| <b>Part F—Continued</b>                                     |                   |                       |   |  |            |                   |                       |
| <b>Black—With Black Household Head—Continued</b>            |                   |                       |   |  |            |                   |                       |
| <b>A-14</b>   | <b>B-14</b>       | <b>C-14</b>           | Income of Families and Primary Individuals by Tenure and Deficiencies in Selected Structural Characteristics: 1976              |  | F-22       | F-63              | F-104                 |
| <b>A-15</b>   | <b>B-15</b>       | <b>C-15</b>           | Income of Families and Primary Individuals by Tenure and Failures in Plumbing Facilities and Equipment: 1976                    |  | F-24       | F-65              | F-106                 |
| <b>A-16</b>   | <b>B-16</b>       | <b>C-16</b>           | Income of Families and Primary Individuals by Tenure and Selected Neighborhood Characteristics: 1976                            |  | F-27       | F-68              | F-109                 |
| <b>A-17</b>   | <b>B-17</b>       | <b>C-17</b>           | Value of Owner Occupied Housing Units by Occupancy and Utilization Characteristics and Services Available: 1976                 |  | F-30       | F-71              | F-112                 |
| <b>A-18</b>   | <b>B-18</b>       | <b>C-18</b>           | Value of Owner Occupied Housing Units by Deficiencies in Selected Structural Characteristics: 1976                              |  | F-31       | F-72              | F-113                 |
| <b>A-19</b>   | <b>B-19</b>       | <b>C-19</b>           | Value of Owner Occupied Housing Units by Failures in Plumbing Facilities and Equipment: 1976                                    |  | F-32       | F-73              | F-114                 |
| <b>A-20</b>   | <b>B-20</b>       | <b>C-20</b>           | Value of Owner Occupied Housing Units by Selected Neighborhood Characteristics: 1976  |  | F-33       | F-74              | F-115                 |
| <b>A-21</b>   | <b>B-21</b>       | <b>C-21</b>           | Gross Rent of Renter Occupied Housing Units by Occupancy and Utilization Characteristics and Services Available: 1976           |  | F-35       | F-76              | F-117                 |
| <b>A-22</b>   | <b>B-22</b>       | <b>C-22</b>           | Gross Rent of Renter Occupied Housing Units by Deficiencies in Selected Structural Characteristics: 1976                        |  | F-36       | F-77              | F-118                 |
| <b>A-23</b>   | <b>B-23</b>       | <b>C-23</b>           | Gross Rent of Renter Occupied Housing Units by Failures in Plumbing Facilities and Equipment: 1976                              |  | F-38       | F-79              | F-120                 |
| <b>A-24</b>   | <b>B-24</b>       | <b>C-24</b>           | Gross Rent of Renter Occupied Housing Units by Selected Neighborhood Characteristics: 1976                                      |  | F-39       | F-80              | F-121                 |
| <b>Spanish Origin—With Household Head of Spanish Origin</b> |                   |                       |   |  |            |                   |                       |
| <b>A-25</b>   | <b>B-25</b>       | <b>C-25</b>           | Income of Families and Primary Individuals by Tenure and Occupancy and Utilization Characteristics and Services Available: 1976 |  | F-41       | F-82              | F-123                 |
| <b>A-26</b>   | <b>B-26</b>       | <b>C-26</b>           | Income of Families and Primary Individuals by Tenure and Deficiencies in Selected Structural Characteristics: 1976              |  | F-41       | F-82              | F-123                 |
| <b>A-27</b>   | <b>B-27</b>       | <b>C-27</b>           | Income of Families and Primary Individuals by Tenure and Failures in Plumbing Facilities and Equipment: 1976                    |  | F-41       | F-82              | F-123                 |
| <b>A-28</b>   | <b>B-28</b>       | <b>C-28</b>           | Income of Families and Primary Individuals by Tenure and Selected Neighborhood Characteristics: 1976                            |  | F-41       | F-82              | F-123                 |
| <b>A-29</b>   | <b>B-29</b>       | <b>C-29</b>           | Value of Owner Occupied Housing Units by Occupancy and Utilization Characteristics and Services Available: 1976                 |  | F-41       | F-82              | F-123                 |
| <b>A-30</b>   | <b>B-30</b>       | <b>C-30</b>           | Value of Owner Occupied Housing Units by Deficiencies in Selected Structural Characteristics: 1976                              |  | F-41       | F-82              | F-123                 |
| <b>A-31</b>   | <b>B-31</b>       | <b>C-31</b>           | Value of Owner Occupied Housing Units by Failures in Plumbing Facilities and Equipment: 1976                                    |  | F-41       | F-82              | F-123                 |
| <b>A-32</b>   | <b>B-32</b>       | <b>C-32</b>           | Value of Owner Occupied Housing Units by Selected Neighborhood Characteristics: 1976  |  | F-41       | F-82              | F-123                 |
| <b>A-33</b>   | <b>B-33</b>       | <b>C-33</b>           | Gross Rent of Renter Occupied Housing Units by Occupancy and Utilization Characteristics and Services Available: 1976           |  | F-41       | F-82              | F-123                 |
| <b>A-34</b>   | <b>B-34</b>       | <b>C-34</b>           | Gross Rent of Renter Occupied Housing Units by Deficiencies in Selected Structural Characteristics: 1976                        |  | F-41       | F-82              | F-123                 |

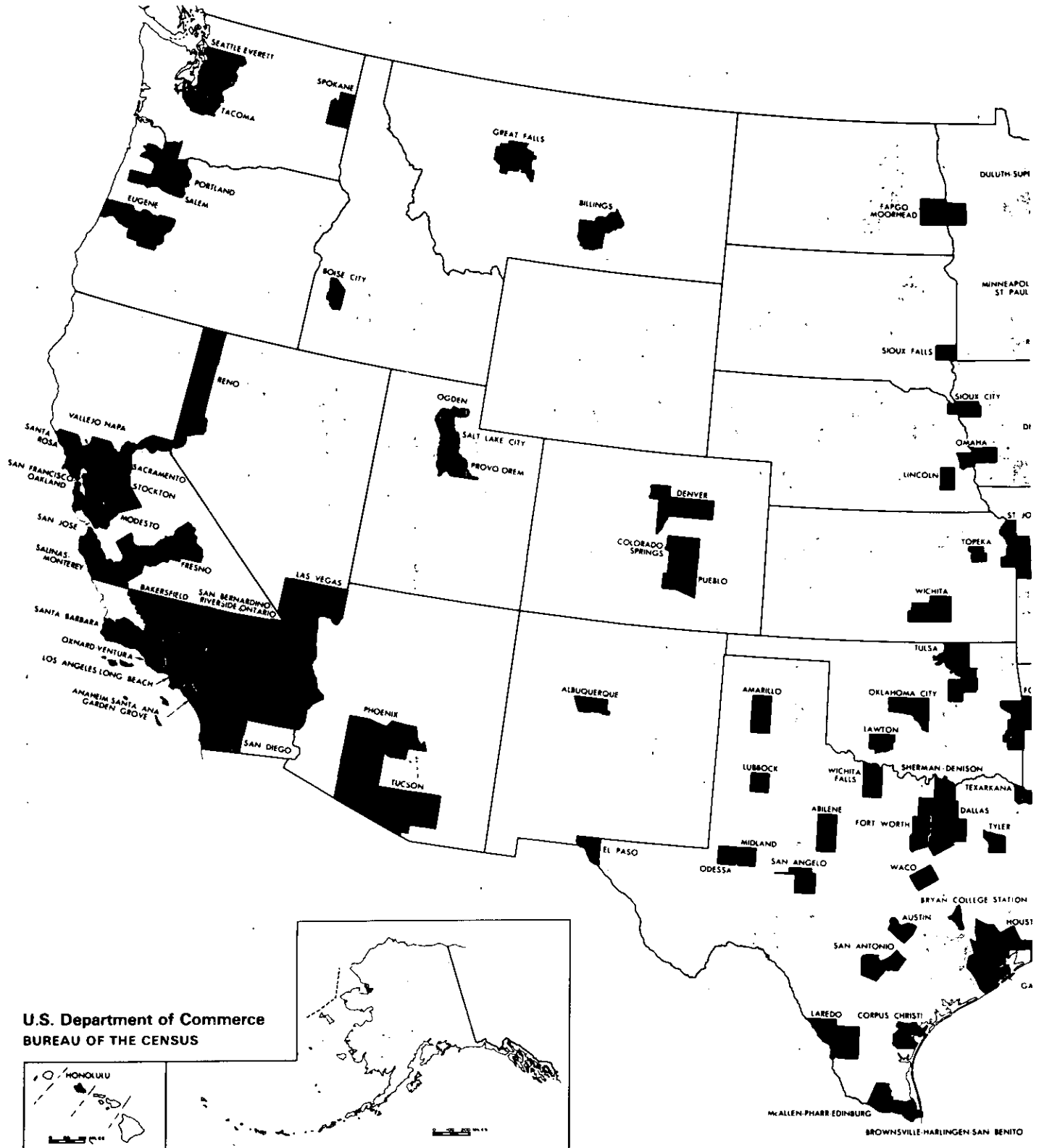
CONTENTS—Continued

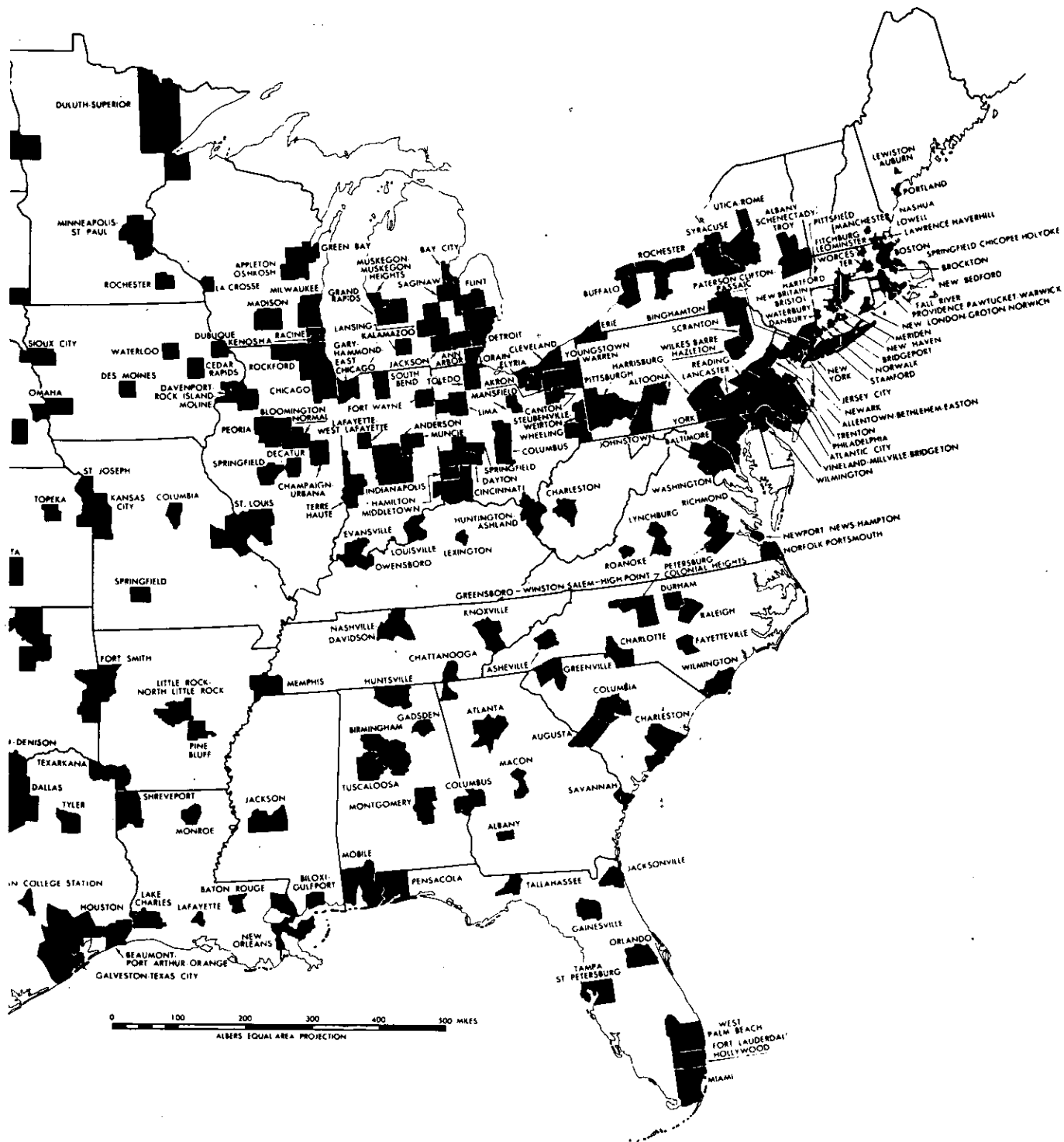
| List of Tables—Continued |                         |                             | Table   | Page          |                         |                             |
|--------------------------|-------------------------|-----------------------------|---|---------------|-------------------------|-----------------------------|
| SMSA<br>Total            | In<br>Central<br>Cities | Not in<br>Central<br>Cities | <b>Part F—Continued</b><br><b>Spanish Origin—With Household Head of Spanish Origin—<br/>Continued</b> | SMSA<br>Total | In<br>Central<br>Cities | Not in<br>Central<br>Cities |
| <b>A-35</b>              | <b>B-35</b>             | <b>C-35</b>                 | Gross Rent of Renter Occupied Housing Units by Failures in Plumbing Facilities and Equipment: 1976    | F-41          | F-82                    | F-123                       |
| <b>A-36</b>              | <b>B-36</b>             | <b>C-36</b>                 | Gross Rent of Renter Occupied Housing Units by Selected Neighborhood Characteristics: 1976            | F-41          | F-82                    | F-123                       |

| Appendixes | A | Area Classifications and Definitions and Explanations of Subject Characteristics | App-1  |
|------------|---|--|--------|
|            | B | Source and Reliability of the Estimates  | App-42 |

| Table Finding Guides | Part A | TFG-1 |
|----------------------|--------|-------|
|                      | Part B | TFG-3 |
|                      | Part C | TFG-4 |
|                      | Part D | TFG-6 |
|                      | Part F | TFG-7 |

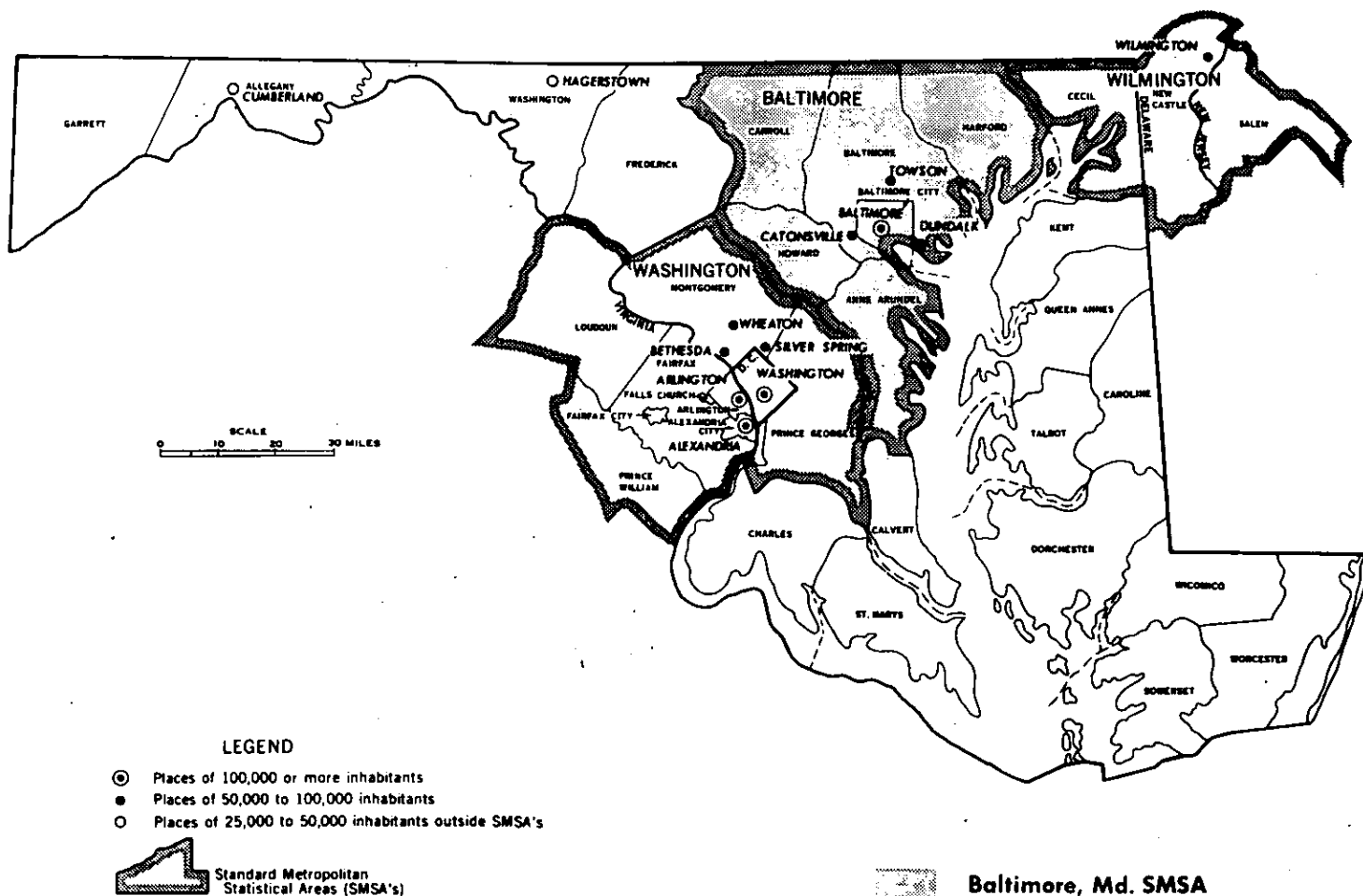
# Standard Metropolitan Statistical Areas: 1970





# The State-Counties, Standard Metropolitan Statistical Areas and Selected Places

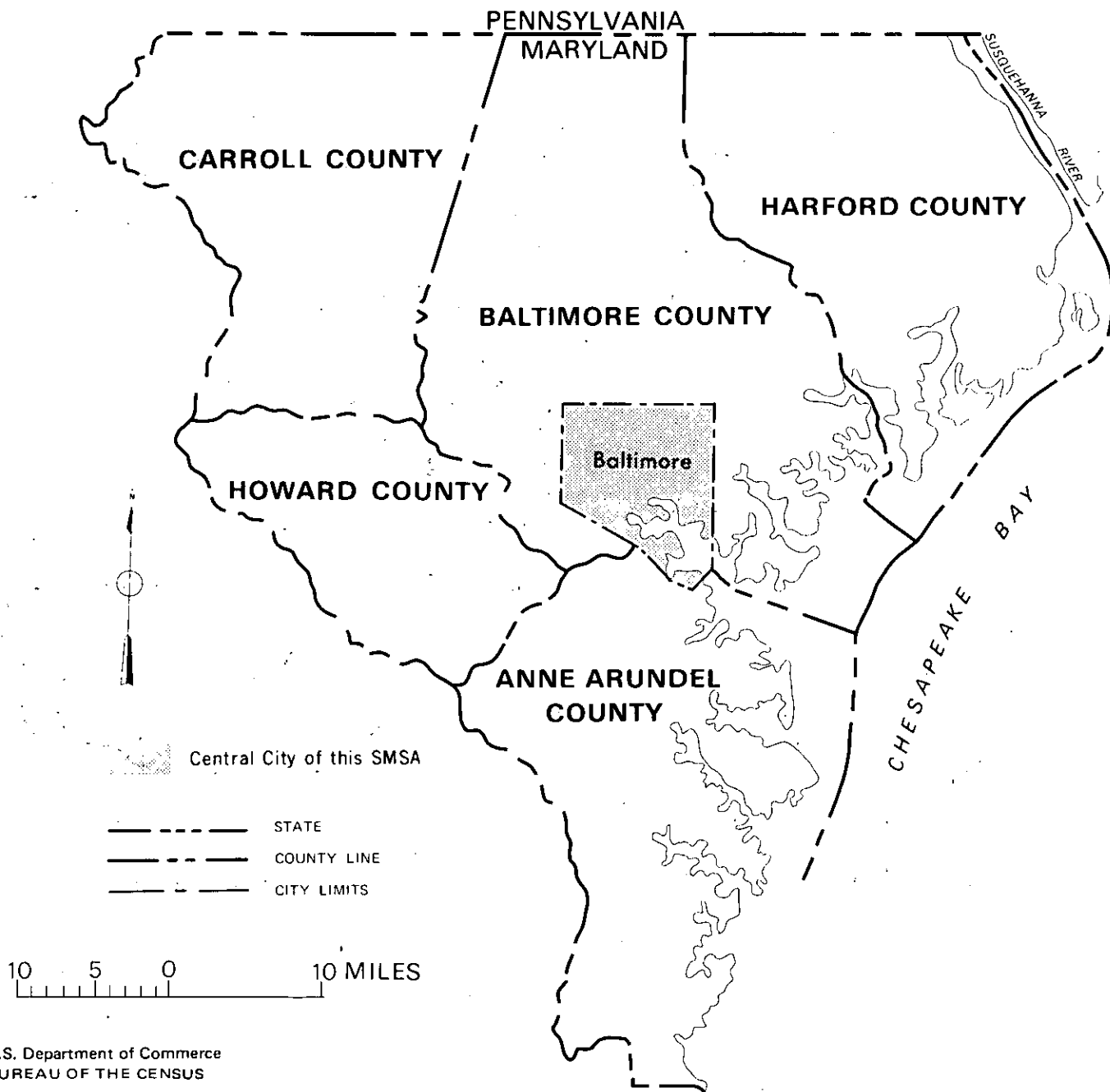
## Maryland





# Standard Metropolitan Statistical Area

Baltimore, Md.



U.S. Department of Commerce  
BUREAU OF THE CENSUS

# Introduction



|  |       |
|--|-------|
| GENERAL .....  | XV    |
| Sample size .....  | XV    |
| Organization of the text .....                               | XV    |
| Content of the tables .....                                  | XVI   |
| 1970 data in this report .....                               | XVI   |
| Derived figures (medians, etc.) .....                        | XVI   |
| Symbols .....  | XVII  |
| Boundaries .....   | XVII  |
| List of SMSA reports from the<br>Annual Housing Survey ..... | XVII  |
| Other reports from the Annual<br>Housing Survey .....        | XVII  |
| DATA COLLECTION PROCEDURES ..                                | XVII  |
| PROCESSING PROCEDURES .....                                  | XVIII |
| QUALIFICATIONS OF THE DATA ..                                | XVIII |
| TABLES FOR MINORITY HOUSE-<br>HOLDS .....                    | XVIII |

## GENERAL

This report presents statistics on housing and household characteristics from the 1976-1977 Annual Housing Survey conducted in 20 selected standard metropolitan statistical areas (SMSA's). For a list of these SMSA's, see page XVII. The Annual Housing Survey was designed to provide a current series of information on the size and composition of the housing inventory, the characteristics of its occupants, the changes in the inventory resulting from new construction and from losses, the indicators of housing and neighborhood quality, and the characteristics of recent movers. The survey, performed for the Department of Housing and Urban Development, is authorized under sections 501 and 502(d), 502(e), and 502(f) of the Housing and Urban Development Act of 1970, Title 12,

United States Code 1701z-1 and 1701z-2. The Bureau of the Census is authorized under Title 31, United States Code 686, to perform special work or services for Federal agencies.

The statistics presented in this report are based on information from a sample of housing units. The information for the survey was collected by personal interview from April 1976 through March 1977.

A separate report is issued jointly by the Department of Housing and Urban Development and the Bureau of the Census for each of the 20 SMSA's in the 1976-1977 survey. Each report consists of five parts. Part A presents statistics on general housing characteristics, part B on indicators of housing and neighborhood quality, part C on financial characteristics, part D on recent mover households, and part F on financial characteristics cross-classified by indicators of housing and neighborhood quality. (Part E is published only for the national sample.)

The content and procedures of the Annual Housing Survey were determined after consultation with a variety of users of housing data and through field pretesting. The data for many of the subjects covered in this report are the same as those collected in the 1970 Census of Housing; in general, these data are comparable to those shown in the 1970 census reports. In addition, a number of new items were introduced in this survey on subjects such as breakdowns in equipment, the physical condition of the structure, neighborhood conditions and services, distance and travel time from home to work for the household head, storm windows and doors, and insulation.

More detailed information on the technical and procedural matters covered in the text of this report can be obtained by writing to the Director, Bureau of the Census, Washington, D.C. 20233.

**Sample size.**—The statistics presented in this report are based on a sample of housing units and are, therefore, subject to sampling variability. Two different sample sizes were employed in the 1976-1977 survey. The largest SMSA from each of the four geographic regions was represented by a sample of about 15,000 designated housing units which was evenly divided between the central city or cities and the balance of the respective SMSA; i.e., the area not in central cities. These SMSA's were Houston, Tex., New York, N.Y., St. Louis, Mo.-Ill., and Seattle-Everett, Wash. All remaining SMSA's were each represented by a sample of about 5,000 designated housing units which was divided between the central city or cities and the balance of the respective SMSA based on the proportionate distribution of all housing units in the entire SMSA.

The sample was selected from units enumerated in the 1970 census and updated to include units constructed since 1970. Detailed information on the sample design, size of sample, estimation procedure, and sampling variability associated with these data is given in appendix B.

**Organization of the text.**—The text consists of this introduction and appendixes A and B, which appear after the data tables. Appendix A describes the geographic area classifications and provides

## INTRODUCTION—Continued

definitions and explanations of the subjects covered in this report. The subject location (parts A, B, C, D or F) precedes the subject definitions in appendix A. Appendix B presents information on sample design, estimation, and accuracy of the data.

**Content of the tables.**—A series of standard tables presents data for housing units for each area shown in the report. In this group of SMSA's, separate data are shown for "in central cities" and "not in central cities," as well as for the SMSA as a whole. In parts A, B, C, and F, the prefix letter "A" has been assigned to the tables for the SMSA as a whole, "B" to tables for "in central cities," and "C" to tables for "not in central cities." The numbers presented in the tables are published in whole numbers but rounded to the nearest hundred. Characteristics for some items may not add to the total due to rounding.

In part A on general housing characteristics, tables 1 and 2 present selected housing characteristics for 1976 and 1970; table 3, characteristics of new construction units, and table 4, 1970 characteristics of housing units removed from the housing inventory. The same general subject content presented in tables 1 and 2 is also presented for households with Black household head in tables 5 and 6 and for households with head of Spanish origin in tables 7 and 8.

In part B on indicators of housing and neighborhood quality, tables 1 to 4 present characteristics for owner- and renter-occupied housing units, tables 5 to 8 present characteristics for owner- and renter-occupied housing units with Black household head, tables 9 to 12 present characteristics for owner- and renter-occupied housing units with household head of Spanish origin, and table 13 presents characteristics for vacant year-round housing units.

In part C on financial characteristics, table 1 presents characteristics of owner- and renter-occupied housing units by income of the family or primary individual; table 2 presents characteristics for owner-occupied, one-family homes by value of property; and table 3 presents characteristics of renter-occupied housing

units by gross rent. The same subject content as shown in tables 1 to 3 is presented for housing units with Black household head in tables 4 to 6 and for housing units with household head of Spanish origin in tables 7 to 9.

In part D on recent mover households, table 1 presents characteristics of all occupied housing units and units occupied by recent movers (households that moved into their units during the 12 months prior to the interview). Tables 2 to 9 present characteristics of the present unit for recent mover households cross-classified by characteristics of the previous unit. The same subject content as shown in tables 1 to 9 is presented for housing units with Black household head in tables 10 to 18 and for housing units with household head of Spanish origin in tables 19 to 27.

In Part F, the tables show cross-tabulations of the indicators of housing and neighborhood quality by income, value, and gross rent. Tables 1 to 4 present characteristics of owner- and renter-occupied housing units by income of the family or primary individual; tables 5 to 8 present characteristics of owner-occupied, one-family homes by value of property; and tables 9 to 12 present characteristics of renter-occupied housing units by gross rent. The same subject content as shown in tables 1 to 12 is presented for households with Black household head in tables 13 to 24 and for households with head of Spanish origin in tables 25 to 36.

**1970 data in this report.**—The source of the 1970 data shown in part A is both published and unpublished tabulations from the 1970 Census of Population and Housing. For some items, 1970 data are not shown because they are not available. Data for 1970 for all housing units and for units with Black household head are from the 20-, 15-, and 5-percent samples. Data for housing units with household head of Spanish origin are limited to the 1970 census 5-percent sample. For the sample of units reported as lost from the housing inventory, the 1970 data were tabulated from the 100-percent 1970 census records. The totals for individual items in some tables may differ when the characteristics are derived from different

samples. Information for the 1970 census was collected as of April 1, 1970.

**Derived figures (medians, etc.).**—Shown in this report are percents, means, medians, and ratios. The median, which is a type of average, is the middle value in a distribution; i.e., the median divides the distribution into two equal parts—one-half the cases fall below the median and one-half the cases exceed the median. Derived figures are not presented (but indicated by three dots "...") if there are less than 25 sample cases in the distribution or the base.

Medians for rooms, persons, and years of school completed by head are rounded to the nearest tenth; selected monthly housing costs as percentage of income to the nearest percent. Travel time is rounded to the nearest minute and distance from home to work is rounded to the nearest tenth mile. Medians for value and income are rounded to the nearest hundred dollars; rent, real estate taxes last year, and selected monthly housing costs are rounded to the nearest dollar.

In computing medians for rooms and persons per housing unit, the whole number is used as the midpoint of the interval; for example, the category "4 rooms" is treated as an interval ranging from 3.5 up to 4.5 rooms. When computing medians for distance and travel time to work, household heads reporting "no fixed place of work" are excluded. Units reporting "no cash rent" are excluded from the computation of median rent; for selected monthly housing costs as percentage of income, units in the category "not computed" are excluded. "Not reported" categories are excluded from the computation of medians.

The median number of school years completed by the head of the household was computed after the statistics on years of school completed had been converted to a continuous series of numbers (e.g., completion of the 1st year of high school was treated as completion of the 9th year and completion of the 1st year of college as completion of the 13th year). Heads completing a given school year were assumed to be distributed evenly within the interval from 0.0 to 0.9 of the year. Because of the inexact assumption as to

## INTRODUCTION—Continued

the distribution within an interval, the median school years completed is more appropriately used for comparing different groups and the same group at different dates than as an absolute measure of educational attainment.

The medians presented for 1976 are generally computed on the basis of the distributions as shown in this report. The medians presented for 1970 are computed on the basis of the distributions as tabulated in 1970, which are sometimes more detailed than the distributions shown in this report.

When the median falls in the lower terminal category of an open-ended distribution, the method of presentation is to show the initial value of the next category followed by a minus sign; for example, if the median falls in the category "Less than \$5,000," it is shown as "\$5,000-." When the median falls in the upper terminal category of an open-ended distribution, the method of presentation is to show the initial value of the terminal category followed by a plus sign; for example, if the median falls in the category "\$75,000 or more," it is shown as "\$75,000+."

**Symbols.**—A dash "-" signifies zero or a number which rounds to zero. Three dots ". . ." in a data column mean not applicable or that the base for a derived figure is too small for it to be shown. The symbol "NA" means not available.

**Boundaries.**—The data shown in this report relate to the areas as defined for the 1970 census. See appendix A for a discussion of these areas. Additional information and definitions of the 1970 boundaries are given in the 1970 Population Census PC(1)-A reports.

**List of SMSA reports from the Annual Housing Survey.**—The SMSA surveys are conducted in 60 selected SMSA's divided into three groups of approximately 20 each, with one group interviewed every 3 years on a rotating basis. Interviewing for the Group C SMSA's (which includes this SMSA) began April 1976 and continued through March 1977. Interviewing for the second visit to the Group A SMSA's covered the period April 1977 through

### GROUP A

Albany-Schenectady-Troy, N.Y.  
Anaheim-Santa Ana-Garden Grove, Calif.  
Boston, Mass. \*  
Dallas, Tex.  
Detroit, Mich. \*  
Fort Worth, Tex.  
Los Angeles-Long Beach, Calif. \*  
Madison, Wis. \* \*  
Memphis, Tenn.-Ark.  
Minneapolis-St. Paul, Minn.  
Newark, N.J.  
Orlando, Fla.  
Phoenix, Ariz.  
Pittsburgh, Pa.  
Saginaw, Mich.  
Salt Lake City, Utah  
Spokane, Wash.  
Tacoma, Wash.  
Washington, D.C.-Md.-Va. \*  
Wichita, Kans.

\*Sample size of 15,000 housing units; all others are 5,000 housing units.  
\*\*Included with Group B for the first interview.

### GROUP B

Atlanta, Ga. \*  
Chicago, Ill. \*  
Cincinnati, Ohio-Ky.-Ind.  
Colorado Springs, Colo.  
Columbus, Ohio  
Hartford, Conn.  
Kansas City, Mo.-Kans.  
Miami, Fla.  
Milwaukee, Wis.  
New Orleans, La.  
Newport News-Hampton, Va.  
Paterson-Clifton-Passaic, N.J.  
Philadelphia, Pa.-N.J. \*  
Portland, Oreg.-Wash.  
Rochester, N.Y.  
San Antonio, Tex.  
San Bernardino-Riverside-Ontario, Calif.  
San Diego, Calif.  
San Francisco-Oakland, Calif. \*  
Springfield-Chicopee-Holyoke, Mass.-Conn.

### GROUP C

Allentown-Bethlehem-Easton, Pa.-N.J.  
Baltimore, Md.  
Birmingham, Ala.  
Buffalo, N.Y.  
Cleveland, Ohio  
Denver, Colo.  
Grand Rapids, Mich.  
Honolulu, Hawaii  
Houston, Tex. \*  
Indianapolis, Ind.  
Las Vegas, Nev.  
Louisville, Ky.-Ind.  
New York, N.Y. \*  
Oklahoma City, Okla.  
Omaha, Nebr.-Iowa  
Providence-Pawtucket-Warwick, R.I.-Mass.  
Raleigh, N.C.  
Sacramento, Calif.  
St. Louis, Mo.-Ill. \*  
Seattle-Everett, Wash. \*

February 1978. Reports have been published for the first visit to the Group A and B SMSA's. A list of the SMSA's in each group is included.

**Other reports from the Annual Housing Survey.**—For the Group B SMSA's, part F, on financial characteristics cross-classified by indicators of housing and neighborhood quality, was published in a separate report. (Part F is not available for the Group A SMSA's.) In addition to the basic reports for each SMSA in Series H-170, one or more supplementary reports (Series H-171) may be published for the SMSA's.

A series of reports (H-150) similar to Series H-170 is being published for the United States. The data for the national reports are collected once a year from an independent sample of housing units. Statistics are shown for the United States by inside and outside SMSA's and for each of the four regions. The first national survey was conducted in August to December 1973. From the 1973 sur-

vey, four reports (parts A-D) and a supplementary report (Series H-151, No. 1) were published. The publication program for the 1974, 1975, and 1976 surveys included six final reports, parts A-F; each part is published as a separate report. Part E, published only for the national sample, presents housing characteristics of urban and rural units.

### DATA COLLECTION PROCEDURES

The 1976-77 Annual Housing Survey was conducted by interviewers who made personal visits to each sample unit and obtained the information from the occupants or, if the unit was vacant, from informed persons (landlords, rental agents, or knowledgeable neighbors). The information reported by the interviewer reflected the situation at the time of the survey, which began in April 1976 and extended through March 1977, with one-twelfth of the sample units being visited each month.

Data were collected for sample housing units located in the counties and

## INTRODUCTION—Continued

independent cities comprising the 20 Group C SMSA's. A sample of housing units was selected in these areas from the 1970 census and updated, by a sample of addresses from building permits, to include housing units added since 1970. Estimates of the counts and characteristics of the 1976 inventory were obtained for these sample units.

For the estimates of losses from the 1970 housing inventory, the interviewer located the address of the 1970 sample unit. If the 1970 sample unit no longer existed or no longer was a separate housing unit, the disposition of the unit was determined; i.e., lost through means such as demolition, disaster, merger, or conversion to nonresidential use. In non-permit-issuing areas only (mainly rural areas), a housing unit is counted as a loss when the *whole* structure in which it was located was lost from the inventory.

A more detailed description of the survey design and sampling procedures can be found in appendix B.

### PROCESSING PROCEDURES

The questionnaires used for the 1976 Annual Housing Survey were of the conventional type on which the interviewer recorded the information by marking a precoded check box or by writing in the entries. Census clerks edited and coded the schedules. The information from the questionnaires was data keyed directly to magnetic tape which was processed on the Census Bureau's computers through a number of editing and tabulating steps. A facsimile of the questionnaire appears at the end of appendix A.

The 1970 characteristics of units lost from the housing inventory were obtained by matching those units to the 1970 census records. The 1970 data for the losses were then extracted from the 1970 census record tapes. Data on losses are shown in part A of this report.

### QUALIFICATIONS OF THE DATA

Since the estimates in this report are based on a sample, they may differ somewhat from the figures that would have been obtained from a complete census using the same schedules, instructions, and interviewers. Particular care

should be exercised, therefore, in the interpretation of figures based on relatively small numbers of sample cases as well as small differences between figures. As in any survey work, the results are subject to errors of response and non-reporting and to sampling variability. For a further discussion of accuracy of the data, see appendix B.

The concepts and definitions are essentially the same for those items which appear both in this report and in the 1970 census reports. The SMSA boundaries are the same as those in the 1970 census. For historical comparisons and boundary changes, refer to the census reports of 1960 and earlier.

In making comparisons between the 1976 survey and 1970 Census of Housing results, differences in the data may reflect such factors as the use of direct interview for 1976 contrasted with the extensive use of self-enumeration in 1970, the sample design, the estimation procedure used, the sampling variability of the estimates, and the processing procedures. See the section on "Comparability with 1970 Census of Housing data" in appendix A for further discussion.

Statistics on income relate to the income of the family or primary individual. Therefore, no data are provided on household income; i.e., income of persons unrelated to the head of the household is excluded.

Statistics for some of the characteristics shown are based on restricted universes and, therefore, care should be exercised in relating the statistics for one characteristic to another. For example, value is restricted to owner-occupied, one-family homes on less than 10 acres and no business on property. Therefore, the totals for owner-occupied units in the "value" universe do not agree with the totals for owner-occupied units for some of the other universes such as "rooms" or "persons." In addition, data for some of the items are not comparable because of the different universes used. For example, the statistics on sewage disposal in parts B, C, and F are limited to "units occupied 3 months or longer," whereas decennial census data and data in parts A and D on sewage disposal are shown for "all units," including units which were occupied less

than 3 months.

The data in parts B and F are intended to serve as broad "indicators" of housing quality and not as precise measurements. A housing unit, for example, that is reported to have signs of a leaking roof or a breakdown or failure in plumbing facilities is not necessarily "inadequate" or "poor" housing. Conversely, a housing unit that is reported as not having such defects is not necessarily a house of "good quality." The data presented for items such as "neighborhood conditions" and "neighborhood services" are based on the individual respondent's opinion of conditions in his neighborhood. The respondent's opinion may or may not reflect the "actual" situation. Furthermore, two respondents in the same neighborhood may view the same condition differently; for example, one respondent may indicate that the streets need repair while the other does not.

Care should be exercised in the interpretation of differences in the estimated counts of Spanish-origin households between 1970 and 1976. Research indicates that 1970 estimates of Spanish-origin households may be significantly overstated in this SMSA, as some respondents in the 1970 census apparently misinterpreted the Spanish-origin category, "Central or South American," to mean the central or southern parts of the United States. (The method of data collection used in the Annual Housing Survey (AHS); i.e., personal interviews conducted by trained interviewers would tend to prevent the reoccurrence of this 1970 census classification error.) In addition, differences between the two sets of data may reflect factors such as the sampling variability of both the 1970 5-percent census sample estimates and the 1976 AHS sample estimates as well as the specific estimation and processing procedures used in the 1970 census and the 1976 Annual Housing Survey.

See appendix A for a more detailed discussion of the definitions and qualifications of all items in this report.

### TABLES FOR MINORITY HOUSEHOLDS

All simple distribution tables for housing units with Black household head or Spanish-origin household head are

---

INTRODUCTION—Continued





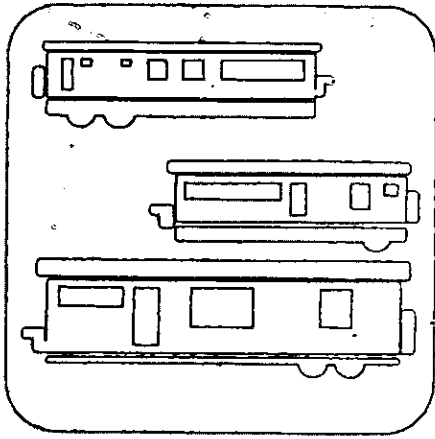
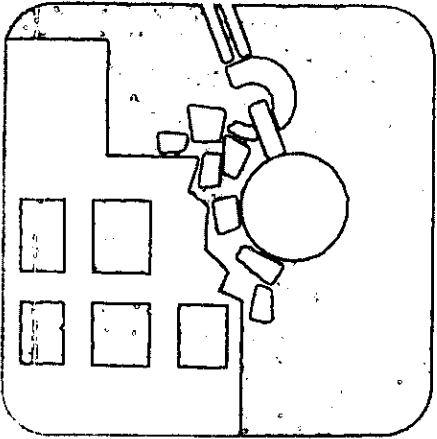
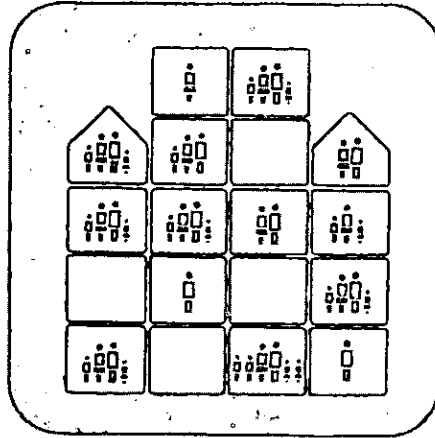

shown except when that group consists of less than 25 sample cases. All cross-tabulations are shown except when the minority group consists of less than 75 sample cases.

For this SMSA, all tables for housing units with Black household head are shown except tables 12 to 18 of part D.

These tables are not shown because the AHS estimate of Black recent mover households "not in central city" is 6,700, constituting 45 sample cases.

Data for Spanish-origin households are not shown for this SMSA because the AHS estimate for the SMSA "total" is 3,100, constituting 20 sample cases. The

estimate of these households "in central city" is 1,100 and "not in central city" is 2,000. The AHS estimate of Spanish-origin recent mover households for the SMSA "total" is 800, constituting 5 sample cases. The estimate of these households "in central city" is 300 and "not in central city" is 500.



**General Housing  
Characteristics**

**PART  
A**

# Annual Housing Survey Source of the 1976 Housing Inventory

| Area and subject   | Total   | In central cities | Not in central cities |
|--|---------|-------------------|-----------------------|
| All housing units, October 1976 .....                        | 731,100 | 287,900           | 443,200               |
| All housing units, April 1970 .....                          | 656,400 | 305,200           | 351,200               |
| Change:  |         |                   |                       |
| Number .....   | 74,700  | -17,300           | 92,000                |
| Percent .....  | 11.4    | -5.7              | 26.2                  |
| Units added by new construction .....                        | 98,600  | 2,900             | 95,800                |
| Units lost through demolition or disaster or other means ... | 24,200  | 17,000            | 7,200                 |
| Unspecified units (net change) <sup>1</sup> .....            | 300     | -3,200            | 3,400                 |

<sup>1</sup>"Unspecified" units reflect omissions from the survey such as conversions, mergers, and additions other than new construction for the period 1970 to 1976 offset by certain losses; errors in the independent estimate of mobile homes, sampling and nonsampling errors due to the estimation of conventional new construction and losses; and differences in procedures between the census and current surveys. (See appendixes A and B.)



TABLE A-1. CHARACTERISTICS OF THE HOUSING INVENTORY: 1976 AND 1970

(DATA BASED ON SAMPLE, SEE TEXT, FOR MINIMUM BASE FOR DERIVED FIGURES (PERCENT, MEDIAN, ETC.) AND MEANING OF SYMBOLS, SEE TEXT)

| STANDARD METROPOLITAN STATISTICAL AREA<br>BALTIMORE, MD.<br>TOTAL | TOTAL     |           | STANDARD METROPOLITAN STATISTICAL AREA<br>BALTIMORE, MD.<br>TOTAL | TOTAL |      |
|---|-----------|-----------|---|-------|------|
|   | 1976      | 1970      |   | 1976  | 1970 |
| POPULATION IN HOUSING UNITS. . . . .                              | 2 027 400 | 2 010 100 |   |       |      |
| ALL HOUSING UNITS. . . . .  | 731 100   | 656 400   |   |       |      |
| VACANT--SEASONAL AND<br>MIGRATORY. . . . .                        | 1 900     | 3 700     |   |       |      |
| TENURE, RACE, AND VACANCY STATUS                                  |           |           |   |       |      |
| ALL YEAR-ROUND HOUSING UNITS. . . . .                             | 729 200   | 652 700   |   |       |      |
| OCCUPIED. . . . .   | 691 600   | 623 500   |   |       |      |
| OWNER OCCUPIED. . . . .   | 413 200   | 362 800   |   |       |      |
| PERCENT OF ALL OCCUPIED. . . . .                                  | 59.7      | 58.2      |   |       |      |
| WHITE. . . . .  | 358 800   | 319 500   |   |       |      |
| BLACK. . . . .  | 52 300    | 42 200    |   |       |      |
| RENTER OCCUPIED. . . . .  | 278 500   | 260 700   |   |       |      |
| WHITE. . . . .  | 177 000   | 171 400   |   |       |      |
| BLACK. . . . .  | 97 700    | 87 500    |   |       |      |
| VACANT YEAR-ROUND. . . . .  | 37 500    | 29 200    |   |       |      |
| FOR SALE ONLY. . . . .  | 4 500     | 3 300     |   |       |      |
| HOMEOWNER VACANCY RATE. . . . .                                   | 1.1       | 0.9       |   |       |      |
| COOPERATIVE OR CONDOMINIUM. . . . .                               | 500       | NA        |   |       |      |
| FOR RENT. . . . .   | 15 700    | 14 600    |   |       |      |
| RENTAL VACANCY RATE. . . . .                                      | 5.2       | 5.3       |   |       |      |
| RENTED OR SOLD, NOT OCCUPIED. . . . .                             | 7 100     | 3 500     |   |       |      |
| HELD FOR OCCASIONAL USE. . . . .                                  | 2 500     | 3 000     |   |       |      |
| OTHER VACANT. . . . .   | 7 700     | 4 600     |   |       |      |
| UNITS IN STRUCTURE  |           |           |   |       |      |
| ALL YEAR-ROUND HOUSING UNITS. . . . .                             | 729 200   | 652 700   |   |       |      |
| 1, DETACHED. . . . .  | 291 500   | 266 000   |   |       |      |
| 1, ATTACHED. . . . .  | 220 600   | 189 900   |   |       |      |
| 2 TO 4. . . . .   | 87 400    | 91 800    |   |       |      |
| 5 OR MORE. . . . .  | 121 400   | 97 100    |   |       |      |
| MOBILE HOME OR TRAILER. . . . .                                   | 8 300     | 7 900     |   |       |      |
| OWNER OCCUPIED. . . . .   | 413 200   | 362 800   |   |       |      |
| 1, DETACHED. . . . .  | 258 000   | 217 900   |   |       |      |
| 1, ATTACHED. . . . .  | 134 900   | 119 300   |   |       |      |
| 2 TO 4. . . . .   | 12 400    | 17 100    |   |       |      |
| 5 OR MORE. . . . .  | 800       | 1 600     |   |       |      |
| MOBILE HOME OR TRAILER. . . . .                                   | 7 000     | 6 900     |   |       |      |
| RENTER OCCUPIED. . . . .  | 278 500   | 260 700   |   |       |      |
| 1, DETACHED. . . . .  | 25 800    | 33 500    |   |       |      |
| 1, ATTACHED. . . . .  | 78 700    | 70 600    |   |       |      |
| 2 TO 4. . . . .   | 64 400    | 68 000    |   |       |      |
| 5 TO 9. . . . .   | 42 900    | 32 700    |   |       |      |
| 10 TO 19. . . . .   | 48 200    | 29 800    |   |       |      |
| 20 TO 49. . . . .   | 5 400     | 10 200    |   |       |      |
| 50 OR MORE. . . . .   | 11 900    | 15 000    |   |       |      |
| MOBILE HOME OR TRAILER. . . . .                                   | 1 300     | 1 000     |   |       |      |
| YEAR STRUCTURE BUILT  |           |           |   |       |      |
| ALL YEAR-ROUND HOUSING UNITS. . . . .                             | 729 200   | 652 700   |   |       |      |
| APRIL 1970 OR LATER. . . . .                                      | 98 600    | NA        |   |       |      |
| 1965 TO MARCH 1970. . . . .                                       | 76 400    | 81 300    |   |       |      |
| 1960 TO 1964. . . . .   | 64 700    | 66 000    |   |       |      |
| 1950 TO 1959. . . . .   | 134 100   | 148 400   |   |       |      |
| 1940 TO 1949. . . . .   | 78 200    | 93 400    |   |       |      |
| 1939 OR EARLIER. . . . .  | 277 100   | 252 300   |   |       |      |
| OWNER OCCUPIED. . . . .   | 413 200   | 362 800   |   |       |      |
| APRIL 1970 OR LATER. . . . .                                      | 54 400    | NA        |   |       |      |
| 1965 TO MARCH 1970. . . . .                                       | 36 900    | 37 000    |   |       |      |
| 1960 TO 1964. . . . .   | 40 200    | 40 000    |   |       |      |
| 1950 TO 1959. . . . .   | 105 800   | 112 000   |   |       |      |
| 1940 TO 1949. . . . .   | 50 000    | 51 500    |   |       |      |
| 1939 OR EARLIER. . . . .  | 125 800   | 122 200   |   |       |      |
| RENTER OCCUPIED. . . . .  | 278 500   | 260 700   |   |       |      |
| APRIL 1970 OR LATER. . . . .                                      | 38 300    | NA        |   |       |      |
| 1965 TO MARCH 1970. . . . .                                       | 35 900    | 39 900    |   |       |      |
| 1960 TO 1964. . . . .   | 22 500    | 25 000    |   |       |      |
| 1950 TO 1959. . . . .   | 25 200    | 34 900    |   |       |      |
| 1940 TO 1949. . . . .   | 26 000    | 40 000    |   |       |      |
| 1939 OR EARLIER. . . . .  | 130 600   | 120 900   |   |       |      |
| PLUMBING FACILITIES   |           |           |   |       |      |
| ALL YEAR-ROUND HOUSING UNITS. . . . .                             | 729 200   | 652 700   |   |       |      |
| WITH ALL PLUMBING FACILITIES. . . . .                             | 720 500   | 636 500   |   |       |      |
| LACKING SOME OR ALL PLUMBING<br>FACILITIES. . . . .               | 8 700     | 16 200    |   |       |      |
| OWNER OCCUPIED. . . . .   | 413 200   | 362 800   |   |       |      |
| WITH ALL PLUMBING FACILITIES. . . . .                             | 410 300   | 355 700   |   |       |      |
| LACKING SOME OR ALL PLUMBING<br>FACILITIES. . . . .               | 2 900     | 7 100     |   |       |      |
| RENTER OCCUPIED. . . . .  | 278 500   | 260 700   |   |       |      |
| WITH ALL PLUMBING FACILITIES. . . . .                             | 275 000   | 253 400   |   |       |      |
| LACKING SOME OR ALL PLUMBING<br>FACILITIES. . . . .               | 3 400     | 7 400     |   |       |      |
| COMPLETE BATHROOMS  |           |           |   |       |      |
| ALL YEAR-ROUND HOUSING UNITS. . . . .                             | 729 200   | 652 700   |   |       |      |
| 1. . . . .  | 420 000   | 518 100   |   |       |      |
| 1 AND ONE-HALF. . . . .   | 148 800   |           |   |       |      |
| 2 OR MORE. . . . .  | 149 800   | 113 100   |   |       |      |
| ALSO USED BY ANOTHER HOUSEHOLD. . . . .                           | 2 300     |           |   |       |      |
| NONE. . . . .   | 8 300     | 21 400    |   |       |      |
| OWNER OCCUPIED. . . . .   | 413 200   | 362 800   |   |       |      |
| 1. . . . .  | 169 100   | 263 600   |   |       |      |
| 1 AND ONE-HALF. . . . .   | 120 000   |           |   |       |      |
| 2 OR MORE. . . . .  | 120 600   | 90 000    |   |       |      |
| ALSO USED BY ANOTHER HOUSEHOLD. . . . .                           | -         |           |   |       |      |
| NONE. . . . .   | 3 500     | 9 200     |   |       |      |
| RENTER OCCUPIED. . . . .  | 278 500   | 260 700   |   |       |      |
| 1. . . . .  | 223 300   | 231 500   |   |       |      |
| 1 AND ONE-HALF. . . . .   | 25 600    |           |   |       |      |
| 2 OR MORE. . . . .  | 25 100    | 19 300    |   |       |      |
| ALSO USED BY ANOTHER HOUSEHOLD. . . . .                           | 1 600     |           |   |       |      |
| NONE. . . . .   | 2 800     | 10 000    |   |       |      |
| COMPLETE KITCHEN FACILITIES                                       |           |           |   |       |      |
| ALL YEAR-ROUND HOUSING UNITS. . . . .                             | 729 200   | 652 700   |   |       |      |
| FOR EXCLUSIVE USE OF HOUSEHOLD. . . . .                           | 717 100   | 641 600   |   |       |      |
| ALSO USED BY ANOTHER HOUSEHOLD. . . . .                           | 300       | 11 000    |   |       |      |
| NO COMPLETE KITCHEN FACILITIES. . . . .                           | 11 700    |           |   |       |      |
| OWNER OCCUPIED. . . . .   | 413 200   | 362 800   |   |       |      |
| FOR EXCLUSIVE USE OF HOUSEHOLD. . . . .                           | 411 500   | 360 300   |   |       |      |
| ALSO USED BY ANOTHER HOUSEHOLD. . . . .                           | -         | 2 500     |   |       |      |
| NO COMPLETE KITCHEN FACILITIES. . . . .                           | 1 600     |           |   |       |      |
| RENTER OCCUPIED. . . . .  | 278 500   | 260 700   |   |       |      |
| FOR EXCLUSIVE USE OF HOUSEHOLD. . . . .                           | 273 900   | 255 000   |   |       |      |
| ALSO USED BY ANOTHER HOUSEHOLD. . . . .                           | 200       | 5 800     |   |       |      |
| NO COMPLETE KITCHEN FACILITIES. . . . .                           | 4 400     |           |   |       |      |
| ROOMS   |           |           |   |       |      |
| ALL YEAR-ROUND HOUSING UNITS. . . . .                             | 729 200   | 652 700   |   |       |      |
| 1 ROOM. . . . .   | 7 800     | 6 600     |   |       |      |
| 2 ROOMS. . . . .  | 11 600    | 15 000    |   |       |      |
| 3 ROOMS. . . . .  | 72 500    | 69 800    |   |       |      |
| 4 ROOMS. . . . .  | 126 100   | 107 000   |   |       |      |
| 5 ROOMS. . . . .  | 132 100   | 121 400   |   |       |      |
| 6 ROOMS. . . . .  | 200 900   | 193 500   |   |       |      |
| 7 ROOMS OR MORE. . . . .  | 178 300   | 139 300   |   |       |      |
| MEDIAN. . . . .   | 5.6       | 5.5       |   |       |      |
| OWNER OCCUPIED. . . . .   | 413 200   | 362 800   |   |       |      |
| 1 ROOM. . . . .   | 200       | 400       |   |       |      |
| 2 ROOMS. . . . .  | 300       | 1 000     |   |       |      |
| 3 ROOMS. . . . .  | 5 200     | 6 900     |   |       |      |
| 4 ROOMS. . . . .  | 31 900    | 29 000    |   |       |      |
| 5 ROOMS. . . . .  | 68 900    | 66 100    |   |       |      |
| 6 ROOMS. . . . .  | 151 800   | 144 300   |   |       |      |
| 7 ROOMS OR MORE. . . . .  | 154 800   | 115 100   |   |       |      |
| MEDIAN. . . . .   | 6.1       | 6.0       |   |       |      |
| RENTER OCCUPIED. . . . .  | 278 500   | 260 700   |   |       |      |
| 1 ROOM. . . . .   | 5 600     | 5 500     |   |       |      |
| 2 ROOMS. . . . .  | 9 100     | 12 300    |   |       |      |
| 3 ROOMS. . . . .  | 58 300    | 57 000    |   |       |      |
| 4 ROOMS. . . . .  | 83 300    | 71 600    |   |       |      |
| 5 ROOMS. . . . .  | 58 200    | 50 100    |   |       |      |
| 6 ROOMS. . . . .  | 44 000    | 43 800    |   |       |      |
| 7 ROOMS OR MORE. . . . .  | 20 000    | 20 400    |   |       |      |
| MEDIAN. . . . .   | 4.3       | 4.3       |   |       |      |
| BEDROOMS  |           |           |   |       |      |
| ALL YEAR-ROUND HOUSING UNITS. . . . .                             | 729 200   | 652 700   |   |       |      |
| NONE. . . . .   | 8 300     | 8 700     |   |       |      |
| 1. . . . .  | 115 500   | 107 600   |   |       |      |
| 2. . . . .  | 212 600   | 180 800   |   |       |      |
| 3. . . . .  | 301 900   | 269 000   |   |       |      |
| 4 OR MORE. . . . .  | 90 800    | 86 900    |   |       |      |
| OWNER OCCUPIED. . . . .   | 413 200   | 362 800   |   |       |      |
| NONE AND 1. . . . .   | 16 400    | 15 800    |   |       |      |
| 2. . . . .  | 88 400    | 76 600    |   |       |      |
| 3. . . . .  | 232 500   | 203 400   |   |       |      |
| 4 OR MORE. . . . .  | 75 900    | 67 000    |   |       |      |
| RENTER OCCUPIED. . . . .  | 278 500   | 260 700   |   |       |      |
| NONE. . . . .   | 6 100     | 7 200     |   |       |      |
| 1. . . . .  | 85 300    | 83 900    |   |       |      |
| 2. . . . .  | 112 100   | 94 900    |   |       |      |
| 3. . . . .  | 61 500    | 58 600    |   |       |      |
| 4 OR MORE. . . . .  | 13 500    | 16 200    |   |       |      |

TABLE A-1. CHARACTERISTICS OF THE HOUSING INVENTORY: 1976 AND 1970--CONTINUED

(DATA BASED ON SAMPLE, SEE TEXT, FOR MINIMUM BASE FOR DERIVED FIGURES (PERCENT, MEDIAN, ETC.) AND MEANING OF SYMBOLS, SEE TEXT)

| STANDARD METROPOLITAN STATISTICAL AREA<br>BALTIMORE, MD.<br>TOTAL | TOTAL   |         | STANDARD METROPOLITAN STATISTICAL AREA<br>BALTIMORE, MD.<br>TOTAL | TOTAL   |         |
|---|---------|---------|---|---------|---------|
|   | 1976    | 1970    |   | 1976    | 1970    |
| ALL OCCUPIED HOUSING UNITS . . .                                  | 691 600 | 623 500 | ALL OCCUPIED HOUSING UNITS--CON.                                  |         |         |
| PERSONS   |         |         | PERSONS 65 YEARS OLD AND OVER                                     |         |         |
| OWNER OCCUPIED . . . . .  | 413 200 | 362 800 | OWNER OCCUPIED . . . . .  | 413 200 | 362 800 |
| 1 PERSON . . . . .  | 47 400  | 35 400  | NONE . . . . .  | 319 900 | 278 700 |
| 2 PERSONS . . . . .   | 118 600 | 98 600  | 1 PERSON . . . . .  | 63 400  | 59 500  |
| 3 PERSONS . . . . .   | 83 600  | 70 800  | 2 PERSONS OR MORE . . . . .                                       | 29 800  | 24 500  |
| 4 PERSONS . . . . .   | 87 100  | 69 200  | RENTER OCCUPIED . . . . .   | 278 500 | 260 700 |
| 5 PERSONS . . . . .   | 42 300  | 44 400  | NONE . . . . .  | 231 600 | 216 400 |
| 6 PERSONS . . . . .   | 22 300  | 24 200  | 1 PERSON . . . . .  | 37 800  | 34 900  |
| 7 PERSONS OR MORE . . . . .                                       | 11 800  | 20 200  | 2 PERSONS OR MORE . . . . .                                       | 9 000   | 9 400   |
| MEDIAN . . . . .  | 3.0     | 3.2     | OWN CHILDREN UNDER 18 YEARS OLD BY<br>AGE GROUP                   |         |         |
| RENTER OCCUPIED . . . . .   | 278 500 | 260 700 | OWNER OCCUPIED . . . . .  | 413 200 | 362 800 |
| 1 PERSON . . . . .  | 83 100  | 64 400  | NO OWN CHILDREN UNDER 18 YEARS . . . . .                          | 232 700 | 188 100 |
| 2 PERSONS . . . . .   | 85 000  | 73 400  | WITH OWN CHILDREN UNDER 18 YEARS . . . . .                        | 180 400 | 174 700 |
| 3 PERSONS . . . . .   | 48 200  | 44 300  | UNDER 6 YEARS ONLY . . . . .                                      | 32 300  | 25 000  |
| 4 PERSONS . . . . .   | 31 200  | 31 900  | 1 . . . . .   | 18 300  | 12 800  |
| 5 PERSONS . . . . .   | 15 400  | 19 200  | 2 . . . . .   | 12 800  | 10 000  |
| 6 PERSONS . . . . .   | 7 400   | 12 000  | 3 OR MORE . . . . .   | 1 100   | 2 200   |
| 7 PERSONS OR MORE . . . . .                                       | 8 200   | 15 500  | 6 TO 17 YEARS ONLY . . . . .                                      | 118 500 | 108 200 |
| MEDIAN . . . . .  | 2.2     | 2.4     | 1 . . . . .   | 51 100  | 44 600  |
| PERSONS PER ROOM  |         |         | 2 . . . . .   | 41 300  | 34 700  |
| OWNER OCCUPIED . . . . .  | 413 200 | 362 800 | 3 OR MORE . . . . .   | 26 100  | 28 800  |
| 0.50 OR LESS . . . . .  | 253 500 | 197 800 | BOTH AGE GROUPS . . . . .   | 29 700  | 41 500  |
| 0.51 TO 1.00 . . . . .  | 150 800 | 148 000 | 2 . . . . .   | 12 700  | 11 900  |
| 1.01 TO 1.50 . . . . .  | 7 500   | 14 900  | 3 OR MORE . . . . .   | 16 900  | 29 700  |
| 1.51 OR MORE . . . . .  | 1 400   | 2 100   | RENTER OCCUPIED . . . . .   | 278 500 | 260 700 |
| RENTER OCCUPIED . . . . .   | 278 500 | 260 700 | NO OWN CHILDREN UNDER 18 YEARS . . . . .                          | 180 100 | 152 400 |
| 0.50 OR LESS . . . . .  | 156 700 | 121 500 | WITH OWN CHILDREN UNDER 18 YEARS . . . . .                        | 98 400  | 108 400 |
| 0.51 TO 1.00 . . . . .  | 108 300 | 114 300 | UNDER 6 YEARS ONLY . . . . .                                      | 29 500  | 36 300  |
| 1.01 TO 1.50 . . . . .  | 12 000  | 20 000  | 1 . . . . .   | 21 700  | 22 200  |
| 1.51 OR MORE . . . . .  | 1 400   | 5 000   | 2 . . . . .   | 6 900   | 11 100  |
| WITH ALL PLUMBING FACILITIES . . . . .                            | 685 300 | 609 000 | 3 OR MORE . . . . .   | 1 000   | 3 000   |
| OWNER OCCUPIED . . . . .  | 410 300 | 355 700 | 6 TO 17 YEARS ONLY . . . . .                                      | 51 500  | 44 600  |
| 1.00 OR LESS . . . . .  | 401 800 | 339 400 | 1 . . . . .   | 22 200  | 17 500  |
| 1.01 TO 1.50 . . . . .  | 7 000   | 14 400  | 2 . . . . .   | 15 000  | 12 300  |
| 1.51 OR MORE . . . . .  | 1 400   | 1 900   | 3 OR MORE . . . . .   | 14 200  | 14 800  |
| RENTER OCCUPIED . . . . .   | 275 000 | 253 400 | BOTH AGE GROUPS . . . . .   | 17 400  | 27 500  |
| 1.00 OR LESS . . . . .  | 261 900 | 229 800 | 2 . . . . .   | 8 600   | 6 500   |
| 1.01 TO 1.50 . . . . .  | 11 900  | 19 100  | 3 OR MORE . . . . .   | 8 800   | 21 000  |
| 1.51 OR MORE . . . . .  | 1 300   | 4 400   | PRESENCE OF SUBFAMILIES   |         |         |
| HOUSEHOLD COMPOSITION BY AGE OF HEAD                              |         |         | OWNER OCCUPIED . . . . .  | 413 200 | NA      |
| OWNER OCCUPIED . . . . .  | 413 200 | 362 800 | NO SUBFAMILIES . . . . .  | 403 000 | NA      |
| 2-OR-MORE-PERSON HOUSEHOLDS . . . . .                             | 365 700 | 327 400 | WITH 1 SUBFAMILY . . . . .  | 10 100  | NA      |
| MALE HEAD, WIFE PRESENT, NO<br>NONRELATIVES . . . . .             | 309 500 | 283 100 | SUBFAMILY HEAD UNDER 30 YEARS . . . . .                           | 4 900   | NA      |
| UNDER 25 YEARS . . . . .  | 6 400   | 4 600   | SUBFAMILY HEAD 30 TO 64 YEARS . . . . .                           | 4 400   | NA      |
| 25 TO 29 YEARS . . . . .  | 26 400  | 18 600  | SUBFAMILY HEAD 65 YEARS AND OVER . . . . .                        | 800     | NA      |
| 30 TO 34 YEARS . . . . .  | 34 400  | 26 500  | WITH 2 SUBFAMILIES OR MORE . . . . .                              | -       | NA      |
| 35 TO 44 YEARS . . . . .  | 62 900  | 70 500  | RENTER OCCUPIED . . . . .   | 278 500 | NA      |
| 45 TO 64 YEARS . . . . .  | 141 300 | 130 900 | NO SUBFAMILIES . . . . .  | 275 100 | NA      |
| 65 YEARS AND OVER . . . . .                                       | 38 100  | 32 100  | WITH 1 SUBFAMILY . . . . .  | 3 400   | NA      |
| OTHER MALE HEAD . . . . .   | 16 200  | 13 000  | SUBFAMILY HEAD UNDER 30 YEARS . . . . .                           | 1 700   | NA      |
| UNDER 65 YEARS . . . . .  | 12 500  | 9 900   | SUBFAMILY HEAD 30 TO 64 YEARS . . . . .                           | 1 600   | NA      |
| 65 YEARS AND OVER . . . . .                                       | 3 800   | 3 100   | SUBFAMILY HEAD 65 YEARS AND OVER . . . . .                        | 200     | NA      |
| FEMALE HEAD . . . . .   | 40 000  | 31 300  | WITH 2 SUBFAMILIES OR MORE . . . . .                              | -       | NA      |
| UNDER 65 YEARS . . . . .  | 31 100  | 22 200  | PRESENCE OF OTHER RELATIVES OR<br>NONRELATIVES                    |         |         |
| 65 YEARS AND OVER . . . . .                                       | 8 900   | 9 100   | OWNER OCCUPIED . . . . .  | 413 200 | NA      |
| 1-PERSON HOUSEHOLDS . . . . .                                     | 47 400  | 35 400  | NO OTHER RELATIVES OR NONRELATIVES . . . . .                      | 349 600 | NA      |
| UNDER 65 YEARS . . . . .  | 23 300  | 18 100  | WITH OTHER RELATIVES AND NONRELATIVES . . . . .                   | 2 000   | NA      |
| 65 YEARS AND OVER . . . . .                                       | 24 100  | 17 200  | WITH OTHER RELATIVES, NO NONRELATIVES . . . . .                   | 52 200  | NA      |
| RENTER OCCUPIED . . . . .   | 278 500 | 260 700 | WITH NONRELATIVES, NO OTHER RELATIVES . . . . .                   | 9 300   | NA      |
| 2-OR-MORE-PERSON HOUSEHOLDS . . . . .                             | 195 400 | 196 300 | RENTER OCCUPIED . . . . .   | 278 500 | NA      |
| MALE HEAD, WIFE PRESENT, NO<br>NONRELATIVES . . . . .             | 116 900 | 137 200 | NO OTHER RELATIVES OR NONRELATIVES . . . . .                      | 225 000 | NA      |
| UNDER 25 YEARS . . . . .  | 17 500  | 23 100  | WITH OTHER RELATIVES AND NONRELATIVES . . . . .                   | 1 900   | NA      |
| 25 TO 29 YEARS . . . . .  | 24 800  | 27 300  | WITH OTHER RELATIVES, NO NONRELATIVES . . . . .                   | 31 700  | NA      |
| 30 TO 34 YEARS . . . . .  | 16 600  | 16 800  | WITH NONRELATIVES, NO OTHER RELATIVES . . . . .                   | 19 800  | NA      |
| 35 TO 44 YEARS . . . . .  | 19 000  | 24 400  | YEARS OF SCHOOL COMPLETED BY HEAD                                 |         |         |
| 45 TO 64 YEARS . . . . .  | 27 700  | 33 900  | OWNER OCCUPIED . . . . .  | 413 200 | NA      |
| 65 YEARS AND OVER . . . . .                                       | 11 400  | 11 600  | NO SCHOOL YEARS COMPLETED . . . . .                               | 1 200   | NA      |
| OTHER MALE HEAD . . . . .   | 18 800  | 13 200  | ELEMENTARY: LESS THAN 8 YEARS . . . . .                           | 43 300  | NA      |
| UNDER 65 YEARS . . . . .  | 17 000  | 11 600  | 8 YEARS . . . . .   | 35 300  | NA      |
| 65 YEARS AND OVER . . . . .                                       | 1 700   | 1 700   | HIGH SCHOOL: 1 TO 3 YEARS . . . . .                               | 67 300  | NA      |
| FEMALE HEAD . . . . .   | 59 600  | 45 900  | 4 YEARS . . . . .   | 118 100 | NA      |
| UNDER 65 YEARS . . . . .  | 54 400  | 41 500  | COLLEGE: 1 TO 3 YEARS . . . . .                                   | 53 700  | NA      |
| 65 YEARS AND OVER . . . . .                                       | 5 200   | 4 400   | 4 YEARS OR MORE . . . . .   | 94 300  | NA      |
| 1-PERSON HOUSEHOLDS . . . . .                                     | 83 100  | 64 400  | MEDIAN . . . . .  | 12.5    | NA      |
| UNDER 65 YEARS . . . . .  | 61 000  | 45 000  |   |         |         |
| 65 YEARS AND OVER . . . . .                                       | 22 100  | 19 400  |   |         |         |

TABLE A-1. CHARACTERISTICS OF THE HOUSING INVENTORY: 1976 AND 1970--CONTINUED

(DATA BASED ON SAMPLE, SEE TEXT, FOR MINIMUM BASE FOR DERIVED FIGURES (PERCENT, MEDIAN, ETC.) AND MEANING OF SYMBOLS, SEE TEXT)

| STANDARD METROPOLITAN STATISTICAL AREA<br>BALTIMORE, MD.<br>TOTAL | TOTAL   |         | STANDARD METROPOLITAN STATISTICAL AREA<br>BALTIMORE, MD.<br>TOTAL | TOTAL   |         |
|---|---------|---------|---|---------|---------|
|   | 1976    | 1970    |   | 1976    | 1970    |
| ALL OCCUPIED HOUSING UNITS--CON.                                  |         |         | ALL OCCUPIED HOUSING UNITS--CON.                                  |         |         |
| YEARS OF SCHOOL COMPLETED BY HEAD--CONTINUED                      |         |         | TRAVEL TIME FROM HOME TO WORK <sup>1</sup>                        |         |         |
| RENTER OCCUPIED . . . . .   | 278 500 | NA      | OWNER OCCUPIED . . . . .  | 307 000 | NA      |
| NO SCHOOL YEARS COMPLETED . . . . .                               | 1 900   | NA      | LESS THAN 15 MINUTES . . . . .                                    | 52 300  | NA      |
| ELEMENTARY: LESS THAN 8 YEARS . . . . .                           | 35 400  | NA      | 15 TO 29 MINUTES . . . . .  | 101 100 | NA      |
| 8 YEARS . . . . .   | 17 800  | NA      | 30 TO 44 MINUTES . . . . .  | 69 700  | NA      |
| HIGH SCHOOL: 1 TO 3 YEARS . . . . .                               | 58 600  | NA      | 45 TO 59 MINUTES . . . . .  | 27 500  | NA      |
| 4 YEARS . . . . .   | 86 000  | NA      | 1 HOUR TO 1 HOUR AND 29 MINUTES . . . . .                         | 16 300  | NA      |
| COLLEGE: 1 TO 3 YEARS . . . . .                                   | 36 000  | NA      | 1 HOUR AND 30 MINUTES OR MORE . . . . .                           | 2 400   | NA      |
| 4 YEARS OR MORE . . . . .   | 42 900  | NA      | WORKS AT HOME . . . . .   | 3 800   | NA      |
| MEDIAN . . . . .  | 12.3    | NA      | NO FIXED PLACE OF WORK . . . . .                                  | 32 900  | NA      |
|   |         |         | NOT REPORTED . . . . .  | 1 000   | NA      |
|   |         |         | MEDIAN . . . . .  | 27      | NA      |
| YEAR HEAD MOVED INTO UNIT   |         |         | RENTER OCCUPIED . . . . .   | 185 300 | NA      |
| OWNER OCCUPIED . . . . .  | 413 200 | 362 800 | LESS THAN 15 MINUTES . . . . .                                    | 45 500  | NA      |
| 1975 OR LATER . . . . .   | 49 100  | NA      | 15 TO 29 MINUTES . . . . .  | 59 800  | NA      |
| MOVED IN WITHIN PAST 12 MONTHS . . . . .                          | 30 800  | NA      | 30 TO 44 MINUTES . . . . .  | 37 700  | NA      |
| APRIL 1970 TO 1974 . . . . .                                      | 91 200  | NA      | 45 TO 59 MINUTES . . . . .  | 13 800  | NA      |
| 1965 TO MARCH 1970 . . . . .                                      | 69 200  | 106 300 | 1 HOUR TO 1 HOUR AND 29 MINUTES . . . . .                         | 8 100   | NA      |
| 1960 TO 1964 . . . . .  | 53 300  | 68 800  | 1 HOUR AND 30 MINUTES OR MORE . . . . .                           | 2 400   | NA      |
| 1950 TO 1959 . . . . .  | 96 800  | 113 200 | WORKS AT HOME . . . . .   | 1 900   | NA      |
| 1949 OR EARLIER . . . . .   | 53 500  | 74 500  | NO FIXED PLACE OF WORK . . . . .                                  | 15 100  | NA      |
|   |         |         | NOT REPORTED . . . . .  | 1 100   | NA      |
|   |         |         | MEDIAN . . . . .  | 25      | NA      |
| RENTER OCCUPIED . . . . .   | 278 500 | 260 700 | HEATING EQUIPMENT   |         |         |
| 1975 OR LATER . . . . .   | 116 300 | NA      | ALL YEAR-ROUND HOUSING UNITS . . . . .                            | 729 200 | 652 700 |
| MOVED IN WITHIN PAST 12 MONTHS . . . . .                          | 82 500  | NA      | WARM-AIR FURNACE . . . . .  | 412 200 | 310 000 |
| APRIL 1970 TO 1974 . . . . .                                      | 91 500  | NA      | HEAT PUMP . . . . .   | 900     |         |
| 1965 TO MARCH 1970 . . . . .                                      | 43 100  | 194 800 | STEAM OR HOT WATER . . . . .                                      | 261 200 | 240 400 |
| 1960 TO 1964 . . . . .  | 14 600  | 34 200  | BUILT-IN ELECTRIC UNITS . . . . .                                 | 19 600  | 18 000  |
| 1950 TO 1959 . . . . .  | 9 900   | 21 100  | FLOOR, WALL, OR PIPELESS FURNACE . . . . .                        | 12 600  | 20 600  |
| 1949 OR EARLIER . . . . .   | 3 100   | 10 700  | ROOM HEATERS WITH FLUE . . . . .                                  | 13 800  | 41 200  |
|   |         |         | ROOM HEATERS WITHOUT FLUE . . . . .                               | 4 200   | 13 500  |
| HEAD'S PRINCIPAL MEANS OF TRANSPORTATION TO WORK <sup>1</sup>     |         |         | FIREPLACES, STOVES, PORTABLE HEATERS . . . . .                    | 3 400   | 7 600   |
| OWNER OCCUPIED . . . . .  | 307 000 | NA      | NONE . . . . .  | 1 200   | 1 300   |
| DRIVES SELF . . . . .   | 216 100 | NA      | OWNER OCCUPIED . . . . .  | 413 200 | 362 800 |
| CARPOOL . . . . .   | 63 500  | NA      | WARM-AIR FURNACE . . . . .  | 240 800 | 192 900 |
| MASS TRANSPORTATION . . . . .                                     | 16 000  | NA      | HEAT PUMP . . . . .   | 800     |         |
| BICYCLE OR MOTORCYCLE . . . . .                                   | 500     | NA      | STEAM OR HOT WATER . . . . .                                      | 142 700 | 130 600 |
| TAXICAB . . . . .   | 300     | NA      | BUILT-IN ELECTRIC UNITS . . . . .                                 | 12 900  | 7 600   |
| WALKS ONLY . . . . .  | 5 700   | NA      | FLOOR, WALL, OR PIPELESS FURNACE . . . . .                        | 8 500   | 11 600  |
| OTHER MEANS . . . . .   | 600     | NA      | ROOM HEATERS WITH FLUE . . . . .                                  | 5 200   | 14 300  |
| WORKS AT HOME . . . . .   | 3 800   | NA      | ROOM HEATERS WITHOUT FLUE . . . . .                               | 800     | 3 000   |
| NOT REPORTED . . . . .  | 500     | NA      | FIREPLACES, STOVES, PORTABLE HEATERS . . . . .                    | 1 600   | 2 600   |
|   |         |         | NONE . . . . .  |         | 200     |
| RENTER OCCUPIED . . . . .   | 185 300 | NA      | RENTER OCCUPIED . . . . .   | 278 500 | 260 700 |
| DRIVES SELF . . . . .   | 106 600 | NA      | WARM-AIR FURNACE . . . . .  | 156 100 | 105 100 |
| CARPOOL . . . . .   | 34 600  | NA      | HEAT PUMP . . . . .   | 200     |         |
| MASS TRANSPORTATION . . . . .                                     | 25 600  | NA      | STEAM OR HOT WATER . . . . .                                      | 101 800 | 99 500  |
| BICYCLE OR MOTORCYCLE . . . . .                                   | 1 900   | NA      | BUILT-IN ELECTRIC UNITS . . . . .                                 | 5 000   | 9 600   |
| TAXICAB . . . . .   | 1 600   | NA      | FLOOR, WALL, OR PIPELESS FURNACE . . . . .                        | 3 800   | 8 400   |
| WALKS ONLY . . . . .  | 12 400  | NA      | ROOM HEATERS WITH FLUE . . . . .                                  | 6 800   | 24 100  |
| OTHER MEANS . . . . .   | 300     | NA      | ROOM HEATERS WITHOUT FLUE . . . . .                               | 3 200   | 9 200   |
| WORKS AT HOME . . . . .   | 1 900   | NA      | FIREPLACES, STOVES, PORTABLE HEATERS . . . . .                    | 1 200   | 4 400   |
| NOT REPORTED . . . . .  | 500     | NA      | NONE . . . . .  | 300     | 400     |
|   |         |         | ALL YEAR-ROUND HOUSING UNITS . . . . .                            | 729 200 | 652 700 |
| DISTANCE FROM HOME TO WORK <sup>1</sup>                           |         |         | AIR CONDITIONING  |         |         |
| OWNER OCCUPIED . . . . .  | 307 000 | NA      | ROOM UNIT(S) . . . . .  | 259 100 | 187 700 |
| LESS THAN 1 MILE . . . . .  | 12 500  | NA      | CENTRAL SYSTEM . . . . .  | 213 000 | 95 600  |
| 1 TO 4 MILES . . . . .  | 52 000  | NA      | NONE . . . . .  | 257 100 | 369 300 |
| 5 TO 9 MILES . . . . .  | 59 800  | NA      | ELEVATOR IN STRUCTURE   |         |         |
| 10 TO 29 MILES . . . . .  | 115 900 | NA      | 4 FLOORS OR MORE . . . . .  | 20 500  | 21 200  |
| 30 TO 49 MILES . . . . .  | 23 000  | NA      | WITH ELEVATOR . . . . .   | 16 300  | 16 100  |
| 50 MILES OR MORE . . . . .  | 3 000   | NA      | WALK-UP . . . . .   | 4 200   | 5 100   |
| WORKS AT HOME . . . . .   | 3 800   | NA      | 1 TO 3 FLOORS . . . . .   | 708 700 | 631 400 |
| NO FIXED PLACE OF WORK . . . . .                                  | 32 900  | NA      | BASEMENT  |         |         |
| NOT REPORTED . . . . .  | 4 100   | NA      | WITH BASEMENT . . . . .   | 556 700 | 511 600 |
| MEDIAN . . . . .  | 11.5    | NA      | NO BASEMENT . . . . .   | 172 400 | 111 900 |
| RENTER OCCUPIED . . . . .   | 185 300 | NA      | SOURCE OF WATER   |         |         |
| LESS THAN 1 MILE . . . . .  | 17 800  | NA      | PUBLIC SYSTEM OR PRIVATE COMPANY . . . . .                        | 631 400 | 570 100 |
| 1 TO 4 MILES . . . . .  | 47 800  | NA      | INDIVIDUAL WELL . . . . .   | 95 000  | 77 800  |
| 5 TO 9 MILES . . . . .  | 39 700  | NA      | DRILLED . . . . .   | 66 900  | NA      |
| 10 TO 29 MILES . . . . .  | 51 400  | NA      | DUG . . . . .   | 16 300  | NA      |
| 30 TO 49 MILES . . . . .  | 6 700   | NA      | NOT REPORTED . . . . .  | 11 900  | NA      |
| 50 MILES OR MORE . . . . .  | 2 100   | NA      | OTHER . . . . .   | 2 700   | 4 700   |
| WORKS AT HOME . . . . .   | 1 900   | NA      |   |         |         |
| NO FIXED PLACE OF WORK . . . . .                                  | 15 100  | NA      |   |         |         |
| NOT REPORTED . . . . .  | 2 800   | NA      |   |         |         |
| MEDIAN . . . . .  | 7.1     | NA      |   |         |         |

<sup>1</sup>LIMITED TO HEADS WHO REPORTED HAVING A JOB THE WEEK PRIOR TO ENUMERATION.

TABLE A-1. CHARACTERISTICS OF THE HOUSING INVENTORY: 1976 AND 1970--CONTINUED

(DATA BASED ON SAMPLE, SEE TEXT. FOR MINIMUM BASE FOR DERIVED FIGURES (PERCENT, MEDIAN, ETC.) AND MEANING OF SYMBOLS, SEE TEXT)

| STANDARD METROPOLITAN STATISTICAL AREA<br>BALTIMORE, MD.<br>TOTAL | TOTAL   |         | STANDARD METROPOLITAN STATISTICAL AREA<br>BALTIMORE, MD.<br>TOTAL     | TOTAL   |         |
|---|---------|---------|---|---------|---------|
|   | 1976    | 1970    |   | 1976    | 1970    |
| ALL YEAR-ROUND HOUSING UNITS--<br>CONTINUED                       |         |         | ALL OCCUPIED HOUSING UNITS--<br>CONTINUED                             |         |         |
| SEWAGE DISPOSAL   |         |         | COOKING FUEL  |         |         |
| PUBLIC SEWER . . . . .  | 603 500 | 532 700 | UTILITY GAS . . . . .   | 463 600 | 444 700 |
| SEPTIC TANK OR CESSPOOL . . . . .                                 | 121 800 | 110 400 | BOTTLED, TANK, OR LP GAS . . . . .                                    | 44 000  | 45 700  |
| OTHER . . . . .   | 3 900   | 9 500   | ELECTRICITY . . . . .   | 181 700 | 125 600 |
| ALL OCCUPIED HOUSING UNITS . . . . .                              | 691 600 | 623 500 | FUEL OIL, KEROSENE, ETC. . . . .                                      | 200     | 3 800   |
| TELEPHONE AVAILABLE   |         |         | COAL OR COKE . . . . .  | 200     | 500     |
| YES . . . . .   | 639 500 | 547 700 | WOOD . . . . .  | 300     | 1 400   |
| NO . . . . .  | 52 100  | 75 800  | OTHER FUEL . . . . .  | 1 800   | 1 400   |
| AUTOMOBILES AND TRUCKS AVAILABLE                                  |         |         | NONE . . . . .  |         |         |
| AUTOMOBILES:  |         |         | ALL OCCUPIED 1-FAMILY HOMES AND<br>MOBILE HOMES OR TRAILERS . . . . . | 505 700 | NA      |
| 1 . . . . .   | 294 100 | 280 800 | STORM WINDOWS OR OTHER PROTECTIVE<br>WINDOW COVERING                  |         |         |
| 2 . . . . .   | 199 800 | 168 400 | ALL WINDOWS COVERED . . . . .   | 281 800 | NA      |
| 3 OR MORE . . . . .   | 55 800  | 29 000  | SOME WINDOWS COVERED . . . . .  | 97 400  | NA      |
| NONE . . . . .  | 141 900 | 145 300 | NO WINDOWS COVERED . . . . .  | 123 700 | NA      |
| TRUCKS:   |         |         | NOT REPORTED . . . . .  | 2 800   | NA      |
| 1 . . . . .   | 78 200  | NA      | ALL WINDOWS COVERED . . . . .   |         |         |
| 2 OR MORE . . . . .   | 6 800   | NA      | SOME WINDOWS COVERED . . . . .  |         |         |
| NONE . . . . .  | 606 700 | NA      | NO WINDOWS COVERED . . . . .  |         |         |
| OWNED SECOND HOME   |         |         | NOT REPORTED . . . . .  |         |         |
| YES . . . . .   | 22 400  | 18 100  | STORM DOORS   |         |         |
| NO . . . . .  | 669 200 | 605 500 | ALL DOORS COVERED . . . . .   | 306 900 | NA      |
| HOUSE HEATING FUEL  |         |         | SOME DOORS COVERED . . . . .  | 98 100  | NA      |
| UTILITY GAS . . . . .   | 345 300 | 290 800 | NO DOORS COVERED . . . . .  | 97 000  | NA      |
| BOTTLED, TANK, OR LP GAS . . . . .                                | 3 000   | 7 500   | NOT REPORTED . . . . .  | 3 800   | NA      |
| FUEL OIL, KEROSENE, ETC. . . . .                                  | 299 700 | 289 200 | ATTIC OR ROOF INSULATION  |         |         |
| ELECTRICITY . . . . .   | 39 300  | 22 700  | YES . . . . .   | 339 900 | NA      |
| COAL OR COKE . . . . .  | 2 700   | 6 800   | NO . . . . .  | 81 300  | NA      |
| WOOD . . . . .  | 900     | 1 600   | DON'T KNOW . . . . .  | 81 400  | NA      |
| OTHER FUEL . . . . .  | 300     | 4 400   | NOT REPORTED . . . . .  | 3 100   | NA      |
| NONE . . . . .  | 300     | 700     |   |         |         |

TABLE A-2. FINANCIAL CHARACTERISTICS OF THE HOUSING INVENTORY: 1976 AND 1970

(DATA BASED ON SAMPLE, SEE TEXT. FOR MINIMUM BASE FOR DERIVED FIGURES (PERCENT, MEDIAN, ETC.) AND MEANING OF SYMBOLS, SEE TEXT.)

| STANDARD METROPOLITAN STATISTICAL AREA<br>BALTIMORE, MD.<br>TOTAL              | TOTAL   |         | STANDARD METROPOLITAN STATISTICAL AREA<br>BALTIMORE, MD.<br>TOTAL      | TOTAL   |      |
|--|---------|---------|--|---------|------|
|  | 1976    | 1970    |  | 1976    | 1970 |
| ALL OCCUPIED HOUSING UNITS . . .   | 691 600 | 623 500 | SPECIFIED OWNER OCCUPIED <sup>1</sup> --CON.                           |         |      |
| INCOME <sup>1</sup>  |         |         | REAL ESTATE TAXES LAST YEAR  |         |      |
| OWNER OCCUPIED   | 413 200 | 362 800 | LESS THAN \$100 . . . . .  | 6 800   | NA   |
| LESS THAN \$3,000 . . . . .  | 18 100  | 33 200  | \$100 TO \$199 . . . . .   | 14 900  | NA   |
| \$3,000 TO \$4,999 . . . . .   | 19 700  | 23 000  | \$200 TO \$299 . . . . .   | 30 800  | NA   |
| \$5,000 TO \$6,999 . . . . .   | 23 300  | 28 700  | \$300 TO \$349 . . . . .   | 26 200  | NA   |
| \$7,000 TO \$7,999 . . . . .   | 11 400  |         | \$350 TO \$399 . . . . .   | 32 000  | NA   |
| \$8,000 TO \$8,999 . . . . .   | 8 800   | 65 900  | \$400 TO \$499 . . . . .   | 62 900  | NA   |
| \$9,000 TO \$9,999 . . . . .   | 11 000  |         | \$500 TO \$599 . . . . .   | 49 800  | NA   |
| \$10,000 TO \$12,499 . . . . .   | 28 800  | 108 400 | \$600 TO \$699 . . . . .   | 37 800  | NA   |
| \$12,500 TO \$14,999 . . . . .   | 31 700  |         | \$700 TO \$799 . . . . .   | 22 100  | NA   |
| \$15,000 TO \$17,499 . . . . .   | 45 200  | 80 900  | \$800 TO \$999 . . . . .   | 23 200  | NA   |
| \$17,500 TO \$19,999 . . . . .   | 35 600  |         | \$1,000 OR MORE . . . . .  | 19 900  | NA   |
| \$20,000 TO \$24,999 . . . . .   | 65 200  |         | NOT REPORTED . . . . .   | 46 700  | NA   |
| \$25,000 TO \$29,999 . . . . .   | 37 700  |         | MEDIAN . . . . .   | 483     | NA   |
| \$30,000 TO \$34,999 . . . . .   | 27 800  | 22 600  |  |         |      |
| \$35,000 OR MORE . . . . .   | 48 800  |         | SELECTED MONTHLY HOUSING COSTS <sup>4</sup>                            |         |      |
| MEDIAN . . . . .   | 18100   | 11400   | UNITS WITH A MORTGAGE . . . . .  | 223 800 | NA   |
| RENTER OCCUPIED . . . . .  | 278 500 | 260 700 | LESS THAN \$100 . . . . .  | 600     | NA   |
| LESS THAN \$3,000 . . . . .  | 37 700  | 54 700  | \$100 TO \$119 . . . . .   | 1 900   | NA   |
| \$3,000 TO \$4,999 . . . . .   | 29 700  | 35 600  | \$120 TO \$149 . . . . .   | 12 100  | NA   |
| \$5,000 TO \$6,999 . . . . .   | 27 100  | 40 100  | \$150 TO \$174 . . . . .   | 19 600  | NA   |
| \$7,000 TO \$7,999 . . . . .   | 17 400  |         | \$175 TO \$199 . . . . .   | 23 800  | NA   |
| \$8,000 TO \$8,999 . . . . .   | 13 900  | 55 600  | \$200 TO \$224 . . . . .   | 24 500  | NA   |
| \$9,000 TO \$9,999 . . . . .   | 16 700  |         | \$225 TO \$249 . . . . .   | 21 500  | NA   |
| \$10,000 TO \$12,499 . . . . .   | 38 200  | 50 200  | \$250 TO \$274 . . . . .   | 16 400  | NA   |
| \$12,500 TO \$14,999 . . . . .   | 21 100  |         | \$275 TO \$299 . . . . .   | 15 600  | NA   |
| \$15,000 TO \$17,499 . . . . .   | 23 200  | 20 000  | \$300 TO \$349 . . . . .   | 25 800  | NA   |
| \$17,500 TO \$19,999 . . . . .   | 15 000  |         | \$350 TO \$399 . . . . .   | 16 300  | NA   |
| \$20,000 TO \$24,999 . . . . .   | 21 500  | 4 500   | \$400 TO \$499 . . . . .   | 17 100  | NA   |
| \$25,000 TO \$29,999 . . . . .   | 9 500   |         | \$500 OR MORE . . . . .  | 9 200   | NA   |
| \$30,000 TO \$34,999 . . . . .   | 2 900   |         | NOT REPORTED . . . . .   | 19 400  | NA   |
| \$35,000 OR MORE . . . . .   | 4 800   |         | MEDIAN . . . . .   | 247     | NA   |
| MEDIAN . . . . .   | 9800    | 7000    | UNITS OWNED FREE AND CLEAR . . . . .                                   | 149 100 | NA   |
| SPECIFIED OWNER OCCUPIED <sup>2</sup> . . . . .                                | 372 900 | 322 500 | LESS THAN \$50 . . . . .   | 4 400   | NA   |
| VALUE  |         |         | \$50 TO \$69 . . . . .   | 16 800  | NA   |
| LESS THAN \$5,000 . . . . .  | 3 100   | 12 900  | \$70 TO \$79 . . . . .   | 13 800  | NA   |
| \$5,000 TO \$9,999 . . . . .   | 15 000  | 60 900  | \$80 TO \$89 . . . . .   | 15 700  | NA   |
| \$10,000 TO \$12,499 . . . . .   | 10 000  | 47 100  | \$90 TO \$99 . . . . .   | 15 700  | NA   |
| \$12,500 TO \$14,999 . . . . .   | 8 100   | 37 500  | \$100 TO \$119 . . . . .   | 30 500  | NA   |
| \$15,000 TO \$17,499 . . . . .   | 12 800  | 33 900  | \$120 TO \$149 . . . . .   | 20 000  | NA   |
| \$17,500 TO \$19,999 . . . . .   | 13 700  | 27 100  | \$150 TO \$199 . . . . .   | 12 500  | NA   |
| \$20,000 TO \$24,999 . . . . .   | 32 200  | 40 600  | \$200 OR MORE . . . . .  | 5 500   | NA   |
| \$25,000 TO \$29,999 . . . . .   | 31 400  | 37 300  | NOT REPORTED . . . . .   | 14 200  | NA   |
| \$30,000 TO \$34,999 . . . . .   | 42 700  |         | MEDIAN . . . . .   | 101     | NA   |
| \$35,000 TO \$39,999 . . . . .   | 38 300  | 17 100  | SELECTED MONTHLY HOUSING COSTS AS<br>PERCENTAGE OF INCOME <sup>4</sup> |         |      |
| \$40,000 TO \$49,999 . . . . .   | 64 600  |         | UNITS WITH A MORTGAGE . . . . .  | 223 800 | NA   |
| \$50,000 TO \$59,999 . . . . .   | 41 000  |         | LESS THAN 5 PERCENT . . . . .  | 1 600   | NA   |
| \$60,000 TO \$74,999 . . . . .   | 28 800  | 8 000   | 5 TO 9 PERCENT . . . . .   | 37 400  | NA   |
| \$75,000 OR MORE . . . . .   | 31 200  |         | 10 TO 14 PERCENT . . . . .   | 52 900  | NA   |
| MEDIAN . . . . .   | 37300   | 15200   | 15 TO 19 PERCENT . . . . .   | 48 200  | NA   |
| VALUE-INCOME RATIO   |         |         | 20 TO 24 PERCENT . . . . .   | 27 500  | NA   |
| LESS THAN 1.5 . . . . .  | 106 000 | 165 600 | 25 TO 29 PERCENT . . . . .   | 16 300  | NA   |
| 1.5 TO 1.9 . . . . .   | 67 000  | 58 300  | 30 TO 34 PERCENT . . . . .   | 7 400   | NA   |
| 2.0 TO 2.4 . . . . .   | 59 200  | 33 200  | 35 TO 39 PERCENT . . . . .   | 4 100   | NA   |
| 2.5 TO 2.9 . . . . .   | 42 300  | 17 600  | 40 TO 49 PERCENT . . . . .   | 3 800   | NA   |
| 3.0 TO 3.9 . . . . .   | 37 400  | 17 100  | 50 PERCENT OR MORE . . . . .   | 4 700   | NA   |
| 4.0 OR MORE . . . . .  | 60 100  | 28 300  | NOT COMPUTED . . . . .   | 500     | NA   |
| NOT COMPUTED . . . . .   | 1 100   | 2 300   | NOT REPORTED . . . . .   | 19 400  | NA   |
| MEDIAN . . . . .   | 2.1     | 1.5-    | MEDIAN . . . . .   | 16      | NA   |
| MORTGAGE INSURANCE   |         |         | UNITS OWNED FREE AND CLEAR . . . . .                                   | 149 100 | NA   |
| UNITS WITH MORTGAGE OR SIMILAR DEBT . . . . .                                  | 223 800 | NA      | LESS THAN 5 PERCENT . . . . .  | 15 400  | NA   |
| INSURED BY FHA, VA, OR FARMERS HOME<br>ADMINISTRATION . . . . .                | 69 800  | NA      | 5 TO 9 PERCENT . . . . .   | 53 300  | NA   |
| NOT INSURED OR INSURED BY PRIVATE<br>MORTGAGE INSURANCE <sup>3</sup> . . . . . | 106 900 | NA      | 10 TO 14 PERCENT . . . . .   | 26 500  | NA   |
| DON'T KNOW . . . . .   | 40 100  | NA      | 15 TO 19 PERCENT . . . . .   | 13 900  | NA   |
| NOT REPORTED . . . . .   | 6 900   | NA      | 20 TO 24 PERCENT . . . . .   | 6 600   | NA   |
| UNITS OWNED FREE AND CLEAR . . . . .   | 149 100 | NA      | 25 TO 29 PERCENT . . . . .   | 4 200   | NA   |
|  |         |         | 30 TO 34 PERCENT . . . . .   | 4 400   | NA   |
|  |         |         | 35 TO 39 PERCENT . . . . .   | 2 500   | NA   |
|  |         |         | 40 TO 49 PERCENT . . . . .   | 2 700   | NA   |
|  |         |         | 50 PERCENT OR MORE . . . . .   | 5 100   | NA   |
|  |         |         | NOT COMPUTED . . . . .   | 300     | NA   |
|  |         |         | NOT REPORTED . . . . .   | 14 200  | NA   |
|  |         |         | MEDIAN . . . . .   | 10      | NA   |

<sup>1</sup>INCOME OF FAMILIES AND PRIMARY INDIVIDUALS IN 12 MONTHS PRECEDING DATE OF ENUMERATION; SEE TEXT.

<sup>2</sup>LIMITED TO 1-FAMILY HOMES ON LESS THAN 10 ACRES AND NO BUSINESS ON PROPERTY.

<sup>3</sup>DATA ARE NOT SEPARABLE.

<sup>4</sup>SUM OF PAYMENTS FOR REAL ESTATE TAXES, PROPERTY INSURANCE, UTILITIES, FUEL, WATER, GARBAGE AND TRASH COLLECTION, AND MORTGAGE AT TIME OF ENUMERATION.



TABLE A-3. SELECTED HOUSING CHARACTERISTICS OF NEW CONSTRUCTION UNITS: 1976

(DATA BASED ON SAMPLE, SEE TEXT. RESTRICTED TO UNITS BUILT APRIL 1970 OR LATER. FOR MINIMUM BASE FOR DERIVED FIGURES (PERCENT, MEDIAN, ETC.) AND MEANING OF SYMBOLS, SEE TEXT)

| STANDARD METROPOLITAN STATISTICAL AREA<br>BALTIMORE, MD.<br>TOTAL | TOTAL  | STANDARD METROPOLITAN STATISTICAL AREA<br>BALTIMORE, MD.<br>TOTAL | TOTAL  |
|---|--------|---|--------|
| ALL HOUSING UNITS<br>VACANT--SEASONAL AND MIGRATORY. . . . .      | 98 600 | ROOMS--CONTINUED  |        |
| TENURE, RACE, AND VACANCY STATUS                                  |        | OWNER OCCUPIED. . . . .   | 54 400 |
| ALL YEAR-ROUND HOUSING UNITS. . . . .                             | 98 600 | 1 AND 2 ROOMS . . . . .   | -      |
| OCCUPIED. . . . .   | 92 700 | 3 ROOMS . . . . .   | 200    |
| OWNER OCCUPIED. . . . .   | 54 400 | 4 ROOMS . . . . .   | 2 600  |
| PERCENT OF ALL OCCUPIED . . . . .                                 | 58.7   | 5 ROOMS . . . . .   | 9 100  |
| WHITE . . . . .   | 50 900 | 6 ROOMS . . . . .   | 16 200 |
| BLACK . . . . .   | 2 800  | 7 ROOMS OR MORE . . . . .   | 26 300 |
| RENTER OCCUPIED . . . . .   | 38 300 | MEDIAN. . . . .   | 6.4    |
| WHITE . . . . .   | 32 700 | RENTER OCCUPIED . . . . .   | 38 300 |
| BLACK . . . . .   | 5 400  | 1 AND 2 ROOMS . . . . .   | 500    |
| VACANT YEAR-ROUND . . . . .                                       | 5 900  | 3 ROOMS . . . . .   | 9 100  |
| FOR SALE ONLY . . . . .   | 1 500  | 4 ROOMS . . . . .   | 15 700 |
| COOPERATIVE OR CONDOMINIUM. . . . .                               | 500    | 5 ROOMS . . . . .   | 11 500 |
| FOR RENT. . . . .   | 1 500  | 6 ROOMS . . . . .   | 1 100  |
| OTHER VACANT. . . . .   | 2 900  | 7 ROOMS OR MORE . . . . .   | 500    |
|   |        | MEDIAN. . . . .   | 4.1    |
| UNITS IN STRUCTURE  |        | BEDROOMS  |        |
| ALL YEAR-ROUND HOUSING UNITS. . . . .                             | 98 600 | ALL YEAR-ROUND HOUSING UNITS. . . . .                             | 98 600 |
| 1 . . . . .   | 60 600 | NONE. . . . .   | 600    |
| 2 TO 4. . . . .   | 800    | 1 . . . . .   | 17 100 |
| 5 OR MORE . . . . .   | 32 900 | 2 . . . . .   | 26 700 |
| MOBILE HOME OR TRAILER. . . . .                                   | 4 400  | 3 . . . . .   | 40 800 |
| OWNER OCCUPIED. . . . .   | 54 400 | 4 OR MORE . . . . .   | 13 400 |
| 1 . . . . .   | 49 400 | OWNER OCCUPIED. . . . .   | 54 400 |
| 2 TO 4. . . . .   | 200    | NONE AND 1. . . . .   | 1 100  |
| 5 OR MORE . . . . .   | 500    | 2 . . . . .   | 5 700  |
| MOBILE HOME OR TRAILER. . . . .                                   | 4 400  | 3 . . . . .   | 34 900 |
|   |        | 4 OR MORE . . . . .   | 12 800 |
| RENTER OCCUPIED . . . . .   | 38 300 | RENTER OCCUPIED . . . . .   | 38 300 |
| 1 . . . . .   | 8 800  | NONE. . . . .   | 300    |
| 2 TO 4. . . . .   | 500    | 1 . . . . .   | 14 600 |
| 5 TO 9. . . . .   | 10 100 | 2 . . . . .   | 19 100 |
| 10 TO 19. . . . .   | 17 700 | 3 OR MORE . . . . .   | 4 300  |
| 20 TO 49. . . . .   | 600    | ALL OCCUPIED HOUSING UNITS. . . . .                               | 92 700 |
| 50 OR MORE. . . . .   | 700    | PERSONS   |        |
| MOBILE HOME OR TRAILER. . . . .                                   | -      | OWNER OCCUPIED. . . . .   | 54 400 |
| PLUMBING FACILITIES   |        | 1 PERSON. . . . .   | 1 900  |
| ALL YEAR-ROUND HOUSING UNITS. . . . .                             | 98 600 | 2 PERSONS . . . . .   | 12 000 |
| WITH ALL PLUMBING FACILITIES. . . . .                             | 98 500 | 3 PERSONS . . . . .   | 13 800 |
| LACKING SOME OR ALL PLUMBING FACILITIES . . . . .                 | 100    | 4 PERSONS . . . . .   | 15 300 |
| OWNER OCCUPIED. . . . .   | 54 400 | 5 PERSONS . . . . .   | 7 600  |
| WITH ALL PLUMBING FACILITIES. . . . .                             | 54 300 | 6 PERSONS . . . . .   | 3 200  |
| LACKING SOME OR ALL PLUMBING FACILITIES . . . . .                 | 100    | 7 PERSONS OR MORE . . . . .                                       | 600    |
| RENTER OCCUPIED . . . . .   | 38 300 | MEDIAN. . . . .   | 3.5    |
| WITH ALL PLUMBING FACILITIES. . . . .                             | 38 300 | RENTER OCCUPIED . . . . .   | 38 300 |
| LACKING SOME OR ALL PLUMBING FACILITIES . . . . .                 | -      | 1 PERSON. . . . .   | 11 300 |
| COMPLETE BATHROOMS  |        | 2 PERSONS . . . . .   | 14 100 |
| ALL YEAR-ROUND HOUSING UNITS. . . . .                             | 98 600 | 3 PERSONS . . . . .   | 7 700  |
| 1 . . . . .   | 48 400 | 4 PERSONS . . . . .   | 3 600  |
| 1 AND ONE-HALF. . . . .   | 18 000 | 5 PERSONS . . . . .   | 1 100  |
| 2 OR MORE . . . . .   | 32 100 | 6 PERSONS . . . . .   | 300    |
| ALSO USED BY ANOTHER HOUSEHOLD. . . . .                           | -      | 7 PERSONS OR MORE . . . . .                                       | 200    |
| NONE. . . . .   | 100    | MEDIAN. . . . .   | 2.0    |
| OWNER OCCUPIED. . . . .   | 54 400 | PERSONS PER ROOM  |        |
| 1 . . . . .   | 13 900 | OWNER OCCUPIED. . . . .   | 54 400 |
| 1 AND ONE-HALF. . . . .   | 12 900 | 0.50 OR LESS. . . . .   | 30 100 |
| 2 OR MORE . . . . .   | 27 600 | 0.51 TO 1.00. . . . .   | 24 000 |
| ALSO USED BY ANOTHER HOUSEHOLD. . . . .                           | -      | 1.01 TO 1.50. . . . .   | 200    |
| NONE. . . . .   | 100    | 1.51 OR MORE. . . . .   | 200    |
| RENTER OCCUPIED . . . . .   | 38 300 | RENTER OCCUPIED . . . . .   | 38 300 |
| 1 . . . . .   | 30 800 | 0.50 OR LESS. . . . .   | 21 900 |
| 1 AND ONE-HALF. . . . .   | 4 200  | 0.51 TO 1.00. . . . .   | 16 000 |
| 2 OR MORE . . . . .   | 3 300  | 1.01 TO 1.50. . . . .   | 200    |
| ALSO USED BY ANOTHER HOUSEHOLD. . . . .                           | -      | 1.51 OR MORE. . . . .   | 200    |
| NONE. . . . .   | -      |   |        |
| ROOMS   |        |   |        |
| ALL YEAR-ROUND HOUSING UNITS. . . . .                             | 98 600 |   |        |
| 1 AND 2 ROOMS . . . . .   | 800    |   |        |
| 3 ROOMS . . . . .   | 10 000 |   |        |
| 4 ROOMS . . . . .   | 20 100 |   |        |
| 5 ROOMS . . . . .   | 21 800 |   |        |
| 6 ROOMS . . . . .   | 18 700 |   |        |
| 7 ROOMS OR MORE . . . . .   | 27 200 |   |        |
| MEDIAN. . . . .   | 5.3    |   |        |

TABLE A-3. SELECTED HOUSING CHARACTERISTICS OF NEW CONSTRUCTION UNITS: 1976--CONTINUED

(DATA BASED ON SAMPLE, SEE TEXT. RESTRICTED TO UNITS BUILT APRIL 1970 OR LATER. FOR MINIMUM BASE FOR DERIVED FIGURES (PERCENT, MEDIAN, ETC.) AND MEANING OF SYMBOLS, SEE TEXT)

| STANDARD METROPOLITAN STATISTICAL AREA<br>BALTIMORE, MD.<br>TOTAL | TOTAL  | STANDARD METROPOLITAN STATISTICAL AREA<br>BALTIMORE, MD.<br>TOTAL | TOTAL  |
|---|--------|---|--------|
| ALL OCCUPIED HOUSING UNITS--CON.                                  |        | ALL OCCUPIED HOUSING UNITS--CONTINUED                             |        |
| HOUSEHOLD COMPOSITION BY AGE OF HEAD                              |        | YEARS OF SCHOOL COMPLETED BY HEAD--CONTINUED                      |        |
| OWNER OCCUPIED . . . . .  | 54 400 | RENTER OCCUPIED . . . . .   | 38 300 |
| 2-OR-MORE-PERSON HOUSEHOLDS . . . . .                             | 52 600 | NO SCHOOL YEARS COMPLETED . . . . .                               | -      |
| MALE HEAD, WIFE PRESENT, NO NONRELATIVES . . . . .                | 48 700 | ELEMENTARY: LESS THAN 8 YEARS . . . . .                           | 1 700  |
| UNDER 25 YEARS . . . . .  | 3 100  | 8 YEARS . . . . .   | 1 600  |
| 25 TO 29 YEARS . . . . .  | 7 500  | HIGH SCHOOL: 1 TO 3 YEARS . . . . .                               | 5 200  |
| 30 TO 34 YEARS . . . . .  | 12 800 | 4 YEARS . . . . .   | 11 900 |
| 35 TO 44 YEARS . . . . .  | 13 600 | COLLEGE: 1 TO 3 YEARS . . . . .                                   | 8 200  |
| 45 TO 64 YEARS . . . . .  | 11 000 | 4 YEARS OR MORE . . . . .   | 9 700  |
| 65 YEARS AND OVER . . . . .                                       | 600    | MEDIAN . . . . .  | 12.9   |
| OTHER MALE HEAD . . . . .   | 1 600  | INCOME <sup>1</sup>   |        |
| UNDER 65 YEARS . . . . .  | 1 600  | OWNER OCCUPIED . . . . .  | 54 400 |
| 65 YEARS AND OVER . . . . .                                       | -      | LESS THAN \$3,000 . . . . .                                       | 500    |
| FEMALE HEAD . . . . .   | 2 300  | \$3,000 TO \$4,999 . . . . .                                      | 300    |
| UNDER 65 YEARS . . . . .  | 2 300  | \$5,000 TO \$6,999 . . . . .                                      | 500    |
| 65 YEARS AND OVER . . . . .                                       | -      | \$7,000 TO \$7,999 . . . . .                                      | 600    |
| 1-PERSON HOUSEHOLDS . . . . .                                     | 1 900  | \$8,000 TO \$8,999 . . . . .                                      | 200    |
| UNDER 65 YEARS . . . . .  | 1 900  | \$9,000 TO \$9,999 . . . . .                                      | 300    |
| 65 YEARS AND OVER . . . . .                                       | -      | \$10,000 TO \$12,499 . . . . .                                    | 2 500  |
| RENTER OCCUPIED . . . . .   | 38 300 | \$12,500 TO \$14,999 . . . . .                                    | 4 000  |
| 2-OR-MORE-PERSON HOUSEHOLDS . . . . .                             | 27 000 | \$15,000 TO \$17,499 . . . . .                                    | 5 900  |
| MALE HEAD, WIFE PRESENT, NO NONRELATIVES . . . . .                | 19 300 | \$17,500 TO \$19,999 . . . . .                                    | 6 700  |
| UNDER 25 YEARS . . . . .  | 5 000  | \$20,000 TO \$24,999 . . . . .                                    | 15 200 |
| 25 TO 29 YEARS . . . . .  | 6 600  | \$25,000 TO \$29,999 . . . . .                                    | 6 700  |
| 30 TO 34 YEARS . . . . .  | 3 800  | \$30,000 TO \$34,999 . . . . .                                    | 4 800  |
| 35 TO 44 YEARS . . . . .  | 1 100  | \$35,000 OR MORE . . . . .  | 6 200  |
| 45 TO 64 YEARS . . . . .  | 1 400  | MEDIAN . . . . .  | 21900  |
| 65 YEARS AND OVER . . . . .                                       | 1 400  | RENTER OCCUPIED . . . . .   | 38 300 |
| OTHER MALE HEAD . . . . .   | 3 000  | LESS THAN \$3,000 . . . . .                                       | 2 500  |
| UNDER 65 YEARS . . . . .  | 3 000  | \$3,000 TO \$4,999 . . . . .                                      | 1 400  |
| 65 YEARS AND OVER . . . . .                                       | -      | \$5,000 TO \$6,999 . . . . .                                      | 3 600  |
| FEMALE HEAD . . . . .   | 4 700  | \$7,000 TO \$7,999 . . . . .                                      | 1 900  |
| UNDER 65 YEARS . . . . .  | 4 400  | \$8,000 TO \$8,999 . . . . .                                      | 2 300  |
| 65 YEARS AND OVER . . . . .                                       | 300    | \$9,000 TO \$9,999 . . . . .                                      | 2 500  |
| 1-PERSON HOUSEHOLDS . . . . .                                     | 11 300 | \$10,000 TO \$12,499 . . . . .                                    | 5 400  |
| UNDER 65 YEARS . . . . .  | 8 500  | \$12,500 TO \$14,999 . . . . .                                    | 4 700  |
| 65 YEARS AND OVER . . . . .                                       | 2 800  | \$15,000 TO \$17,499 . . . . .                                    | 3 900  |
| OWN CHILDREN UNDER 18 YEARS OLD BY AGE GROUP                      |        | \$17,500 TO \$19,999 . . . . .                                    | 3 100  |
| OWNER OCCUPIED . . . . .  | 54 400 | \$20,000 TO \$24,999 . . . . .                                    | 4 600  |
| NO OWN CHILDREN UNDER 18 YEARS . . . . .                          | 17 100 | \$25,000 TO \$29,999 . . . . .                                    | 1 400  |
| WITH OWN CHILDREN UNDER 18 YEARS . . . . .                        | 37 400 | \$30,000 TO \$34,999 . . . . .                                    | 600    |
| UNDER 6 YEARS ONLY . . . . .                                      | 11 500 | \$35,000 OR MORE . . . . .  | 300    |
| 1 . . . . .   | 8 100  | MEDIAN . . . . .  | 12300  |
| 2 . . . . .   | 3 100  | SPECIFIED OWNER OCCUPIED <sup>2</sup> . . . . .                   |        |
| 3 OR MORE . . . . .   | 300    | 41 100  |        |
| 6 TO 17 YEARS ONLY . . . . .                                      | 17 600 | VALUE   |        |
| 1 . . . . .   | 6 100  | LESS THAN \$10,000 . . . . .                                      | -      |
| 2 . . . . .   | 7 300  | \$10,000 TO \$19,999 . . . . .                                    | -      |
| 3 OR MORE . . . . .   | 4 200  | \$20,000 TO \$24,999 . . . . .                                    | -      |
| BOTH AGE GROUPS . . . . .   | 8 300  | \$25,000 TO \$29,999 . . . . .                                    | 900    |
| 2 . . . . .   | 3 300  | \$30,000 TO \$34,999 . . . . .                                    | 1 700  |
| 3 OR MORE . . . . .   | 4 900  | \$35,000 TO \$39,999 . . . . .                                    | 3 900  |
| RENTER OCCUPIED . . . . .   | 38 300 | \$40,000 TO \$49,999 . . . . .                                    | 9 800  |
| NO OWN CHILDREN UNDER 18 YEARS . . . . .                          | 25 300 | \$50,000 TO \$59,999 . . . . .                                    | 10 000 |
| WITH OWN CHILDREN UNDER 18 YEARS . . . . .                        | 13 000 | \$60,000 TO \$74,999 . . . . .                                    | 7 600  |
| UNDER 6 YEARS ONLY . . . . .                                      | 6 600  | \$75,000 OR MORE . . . . .  | 7 200  |
| 1 . . . . .   | 5 000  | MEDIAN . . . . .  | 54200  |
| 2 . . . . .   | 1 400  | VALUE-INCOME RATIO  |        |
| 3 OR MORE . . . . .   | 200    | LESS THAN 1.5 . . . . .   | 2 300  |
| 6 TO 17 YEARS ONLY . . . . .                                      | 5 200  | 1.5 TO 1.9 . . . . .  | 8 200  |
| 1 . . . . .   | 2 300  | 2.0 TO 2.4 . . . . .  | 11 700 |
| 2 . . . . .   | 2 200  | 2.5 TO 2.9 . . . . .  | 6 700  |
| 3 OR MORE . . . . .   | 600    | 3.0 TO 3.9 . . . . .  | 7 500  |
| BOTH AGE GROUPS . . . . .   | 1 300  | 4.0 OR MORE . . . . .   | 4 700  |
| 2 . . . . .   | 800    | NOT COMPUTED . . . . .  | -      |
| 3 OR MORE . . . . .   | 500    | MORTGAGE INSURANCE  |        |
| YEARS OF SCHOOL COMPLETED BY HEAD                                 |        | UNITS WITH MORTGAGE OR SIMILAR DEBT . . . . .                     |        |
| OWNER OCCUPIED . . . . .  | 54 400 | INSURED BY FHA, VA, OR FARMERS HOME                               |        |
| NO SCHOOL YEARS COMPLETED . . . . .                               | -      | ADMINISTRATION . . . . .  |        |
| ELEMENTARY: LESS THAN 8 YEARS . . . . .                           | 1 200  | NOT INSURED OR INSURED BY PRIVATE                                 |        |
| 8 YEARS . . . . .   | 1 600  | MORTGAGE INSURANCE <sup>3</sup> . . . . .                         |        |
| HIGH SCHOOL: 1 TO 3 YEARS . . . . .                               | 3 600  | DON'T KNOW . . . . .  |        |
| 4 YEARS . . . . .   | 17 100 | NOT REPORTED . . . . .  |        |
| COLLEGE: 1 TO 3 YEARS . . . . .                                   | 10 600 | UNITS OWNED FREE AND CLEAR . . . . .                              |        |
| 4 YEARS OR MORE . . . . .   | 20 500 | 40 000  |        |
| MEDIAN . . . . .  | 14.2   | 7 900   |        |
|   |        | 21 700  |        |
|   |        | 9 200   |        |
|   |        | 1 200   |        |
|   |        | 1 100   |        |

<sup>1</sup>INCOME OF FAMILIES AND PRIMARY INDIVIDUALS IN 12 MONTHS PRECEDING DATE OF ENUMERATION; SEE TEXT.<sup>2</sup>LIMITED TO 1-FAMILY HOMES ON LESS THAN 10 ACRES AND NO BUSINESS ON PROPERTY.<sup>3</sup>DATA ARE NOT SEPARABLE.



TABLE A-3. SELECTED HOUSING CHARACTERISTICS OF NEW CONSTRUCTION UNITS: 1976--CONTINUED

(DATA BASED ON SAMPLE, SEE TEXT. RESTRICTED TO UNITS BUILT APRIL 1970 OR LATER, FOR MINIMUM BASE FOR DERIVED FIGURES (PERCENT, MEDIAN, ETC.) AND MEANING OF SYMBOLS, SEE TEXT)

| STANDARD METROPOLITAN STATISTICAL AREA<br>BALTIMORE, MD.<br>TOTAL         | TOTAL  | STANDARD METROPOLITAN STATISTICAL AREA<br>BALTIMORE, MD.<br>TOTAL | TOTAL  |
|---|--------|---|--------|
| <b>SPECIFIED OWNER OCCUPIED<sup>1</sup>--CONTINUED</b>                    |        | <b>SPECIFIED RENTER OCCUPIED<sup>3</sup>--CONTINUED</b>           |        |
| <b>REAL ESTATE TAXES LAST YEAR</b>  |        | <b>GROSS RENT AS PERCENTAGE OF INCOME</b>                         |        |
| LESS THAN \$100. . . . .  | -      | LESS THAN 10 PERCENT. . . . .                                     | 600    |
| \$100 TO \$199. . . . .   | 200    | 10 TO 14 PERCENT. . . . .   | 6 000  |
| \$200 TO \$299. . . . .   | 300    | 15 TO 19 PERCENT. . . . .   | 7 700  |
| \$300 TO \$349. . . . .   | 500    | 20 TO 24 PERCENT. . . . .   | 7 500  |
| \$350 TO \$399. . . . .   | 1 200  | 25 TO 34 PERCENT. . . . .   | 8 900  |
| \$400 TO \$499. . . . .   | 6 500  | 35 PERCENT OR MORE. . . . .                                       | 6 900  |
| \$500 TO \$599. . . . .   | 7 500  | NOT COMPUTED. . . . .   | 500    |
| \$600 TO \$699. . . . .   | 4 900  | MEDIAN. . . . .   | 23     |
| \$700 TO \$799. . . . .   | 4 300  |   |        |
| \$800 TO \$999. . . . .   | 4 700  | <b>CONTRACT RENT</b>  |        |
| \$1,000 OR MORE. . . . .  | 4 700  | CASH RENT. . . . .  | 37 800 |
| NOT REPORTED. . . . .   | 6 400  | NO CASH RENT. . . . .   | 300    |
| MEDIAN. . . . .   | 625    | MEDIAN. . . . .   | 194    |
| <b>SELECTED MONTHLY HOUSING COSTS<sup>2</sup></b>                         |        | <b>HEATING EQUIPMENT</b>  |        |
| <b>UNITS WITH A MORTGAGE</b>  |        | <b>ALL YEAR-ROUND HOUSING UNITS.</b>                              |        |
| LESS THAN \$100. . . . .  | 40 000 | WARM-AIR FURNACE. . . . .   | 98 600 |
| \$100 TO \$119. . . . .   | -      | HEAT PUMP. . . . .  | 87 600 |
| \$120 TO \$149. . . . .   | 200    | STEAM OR HOT WATER. . . . .                                       | 800    |
| \$150 TO \$174. . . . .   | 300    | BUILT-IN ELECTRIC UNITS. . . . .                                  | 4 400  |
| \$175 TO \$199. . . . .   | 200    | FLOOR, WALL, OR PIPELESS FURNACE. . . . .                         | 5 800  |
| \$200 TO \$224. . . . .   | 800    | OTHER MEANS. . . . .  | 200    |
| \$225 TO \$249. . . . .   | 2 300  | NONE. . . . .   | -      |
| \$250 TO \$274. . . . .   | 2 000  | <b>OWNER OCCUPIED.</b>  |        |
| \$275 TO \$299. . . . .   | 3 200  | WARM-AIR FURNACE. . . . .   | 54 400 |
| \$300 TO \$349. . . . .   | 7 400  | HEAT PUMP. . . . .  | 46 500 |
| \$350 TO \$399. . . . .   | 6 200  | STEAM OR HOT WATER. . . . .                                       | 800    |
| \$400 TO \$499. . . . .   | 8 300  | BUILT-IN ELECTRIC UNITS. . . . .                                  | 3 100  |
| \$500 OR MORE. . . . .  | 5 100  | FLOOR, WALL, OR PIPELESS FURNACE. . . . .                         | 3 900  |
| NOT REPORTED. . . . .   | 4 100  | OTHER MEANS. . . . .  | 200    |
| MEDIAN. . . . .   | 363    | NONE. . . . .   | -      |
| UNITS OWNED FREE AND CLEAR. . . . .                                       | 1 100  | <b>RENTER OCCUPIED</b>  |        |
|   |        | WARM-AIR FURNACE. . . . .   | 38 300 |
| <b>SELECTED MONTHLY HOUSING COSTS AS PERCENTAGE OF INCOME<sup>2</sup></b> |        | HEAT PUMP. . . . .  | 36 200 |
| <b>UNITS WITH A MORTGAGE</b>  |        | STEAM OR HOT WATER. . . . .                                       | 800    |
| LESS THAN 5 PERCENT. . . . .  | 40 000 | BUILT-IN ELECTRIC UNITS. . . . .                                  | 1 200  |
| 5 TO 9 PERCENT. . . . .   | 200    | FLOOR, WALL, OR PIPELESS FURNACE. . . . .                         | -      |
| 10 TO 14 PERCENT. . . . .   | 1 100  | OTHER MEANS. . . . .  | -      |
| 15 TO 19 PERCENT. . . . .   | 5 700  | NONE. . . . .   | -      |
| 20 TO 24 PERCENT. . . . .   | 11 500 | <b>SELECTED EQUIPMENT</b>   |        |
| 25 TO 29 PERCENT. . . . .   | 7 600  | <b>ALL YEAR-ROUND HOUSING UNITS.</b>                              |        |
| 30 TO 34 PERCENT. . . . .   | 5 500  | WITH AIR CONDITIONING. . . . .                                    | 98 600 |
| 35 TO 39 PERCENT. . . . .   | 2 800  | ROOM UNIT(S). . . . .   | 87 500 |
| 40 TO 49 PERCENT. . . . .   | 1 300  | CENTRAL SYSTEM. . . . .   | 7 600  |
| 50 PERCENT OR MORE. . . . .   | 200    | 4 FLOORS OR MORE. . . . .   | 79 800 |
| NOT COMPUTED. . . . .   | 200    | WITH ELEVATOR IN STRUCTURE. . . . .                               | 1 700  |
| NOT REPORTED. . . . .   | -      | WITH BASEMENT. . . . .  | 1 100  |
| MEDIAN. . . . .   | 4 100  | WITH PUBLIC OR PRIVATE WATER SUPPLY. . . . .                      | 49 000 |
| UNITS OWNED FREE AND CLEAR. . . . .                                       | 20     | WITH SEWAGE DISPOSAL. . . . .                                     | 79 100 |
|   | 1 100  | PUBLIC SEWER. . . . .   | 98 500 |
|   |        | SEPTIC TANK OR CESSPOOL. . . . .                                  | 75 000 |
|   |        |   | 23 500 |
| <b>SPECIFIED RENTER OCCUPIED<sup>3</sup></b>                              |        | <b>ALL OCCUPIED HOUSING UNITS.</b>                                |        |
|   | 38 100 |   | 92 700 |
| <b>GROSS RENT</b>   |        | <b>AUTOMOBILES AND TRUCKS AVAILABLE</b>                           |        |
| LESS THAN \$50. . . . .   | 600    | <b>AUTOMOBILES:</b>   |        |
| \$50 TO \$59. . . . .   | -      | 1. . . . .  | 37 300 |
| \$60 TO \$69. . . . .   | -      | 2. . . . .  | 43 800 |
| \$70 TO \$79. . . . .   | 200    | 3 OR MORE. . . . .  | 6 500  |
| \$80 TO \$99. . . . .   | -      | NONE. . . . .   | 5 100  |
| \$100 TO \$119. . . . .   | 500    | <b>TRUCKS:</b>  |        |
| \$120 TO \$149. . . . .   | 2 500  | 1. . . . .  | 11 900 |
| \$150 TO \$174. . . . .   | 3 200  | 2 OR MORE. . . . .  | 300    |
| \$175 TO \$199. . . . .   | 3 600  | NONE. . . . .   | 80 500 |
| \$200 TO \$224. . . . .   | 7 600  | <b>OWNED SECOND HOME</b>  |        |
| \$225 TO \$249. . . . .   | 9 500  | YES. . . . .  | 1 700  |
| \$250 TO \$274. . . . .   | 5 500  | NO. . . . .   | 91 000 |
| \$275 TO \$299. . . . .   | 1 600  |   |        |
| \$300 TO \$349. . . . .   | 1 900  |   |        |
| \$350 OR MORE. . . . .  | 1 300  |   |        |
| NO CASH RENT. . . . .   | 300    |   |        |
| MEDIAN. . . . .   | 227    |   |        |

<sup>1</sup>LIMITED TO 1-FAMILY HOMES ON LESS THAN 10 ACRES AND NO BUSINESS ON PROPERTY.

<sup>2</sup>SUM OF PAYMENTS FOR REAL ESTATE TAXES, PROPERTY INSURANCE, UTILITIES, FUEL, WATER, GARBAGE AND TRASH COLLECTION, AND MORTGAGE AT TIME OF ENUMERATION.

<sup>3</sup>EXCLUDES 1-FAMILY HOMES ON 10 ACRES OR MORE.

TABLE A-3. SELECTED HOUSING CHARACTERISTICS OF NEW CONSTRUCTION UNITS: 1976--CONTINUED

(DATA BASED ON SAMPLE, SEE TEXT. RESTRICTED TO UNITS BUILT APRIL 1970 OR LATER. FOR MINIMUM BASE FOR DERIVED FIGURES (PERCENT, MEDIAN, ETC.) AND MEANING OF SYMBOLS, SEE TEXT)

| STANDARD METROPOLITAN STATISTICAL AREA<br>BALTIMORE, MD.<br>TOTAL | TOTAL  | STANDARD METROPOLITAN STATISTICAL AREA<br>BALTIMORE, MD.<br>TOTAL | TOTAL  |
|---|--------|---|--------|
| ALL OCCUPIED HOUSING UNITS--CONTINUED                             |        | ALL OCCUPIED HOUSING UNITS--CONTINUED                             |        |
| HOUSE HEATING FUEL  |        | COOKING FUEL  |        |
| UTILITY GAS . . . . .   | 57 000 | UTILITY GAS . . . . .   | 40 200 |
| BOTTLED, TANK, OR LP GAS. . . . .                                 | 200    | BOTTLED, TANK, OR LP GAS. . . . .                                 | 4 100  |
| FUEL OIL, KEROSENE, ETC. . . . .                                  | 16 800 | ELECTRICITY . . . . .   | 48 400 |
| ELECTRICITY . . . . .   | 18 800 | FUEL OIL, KEROSENE, ETC. . . . .                                  | -      |
| COAL OR COKE. . . . .   | -      | COAL OR COKE. . . . .   | -      |
| WOOD. . . . .   | -      | WOOD. . . . .   | -      |
| OTHER FUEL. . . . .   | -      | OTHER FUEL. . . . .   | -      |
| NONE. . . . .   | -      | NONE. . . . .   | -      |

TABLE A-4. 1970 CHARACTERISTICS OF HOUSING UNITS REMOVED FROM THE INVENTORY: 1976

(DATA BASED ON SAMPLE, SEE TEXT. FOR MINIMUM BASE FOR DERIVED FIGURES (PERCENT, MEDIAN, ETC.) AND MEANING OF SYMBOLS, SEE TEXT)

| STANDARD METROPOLITAN STATISTICAL AREA<br>BALTIMORE, MD.<br>TOTAL | TOTAL  | STANDARD METROPOLITAN STATISTICAL AREA<br>BALTIMORE, MD.<br>TOTAL | TOTAL  |
|---|--------|---|--------|
| ALL HOUSING UNITS . . . . .                                       | 24 200 | ALL YEAR-ROUND HOUSING UNITS--CON.                                |        |
| VACANT--SEASONAL AND MIGRATORY. . . . .                           | -      | ROOMS--CONTINUED  |        |
| TENURE, RACE, AND VACANCY STATUS                                  |        | RENTER OCCUPIED . . . . .   | 15 600 |
| ALL YEAR-ROUND HOUSING UNITS. . . . .                             | 24 200 | 1 AND 2 ROOMS . . . . .   | 1 500  |
| OCCUPIED. . . . .   | 20 700 | 3 ROOMS . . . . .   | 4 100  |
| OWNER OCCUPIED. . . . .   | 5 100  | 4 ROOMS . . . . .   | 2 900  |
| PERCENT OF ALL OCCUPIED . . . . .                                 | 24.6   | 5 ROOMS . . . . .   | 1 600  |
| WHITE . . . . .   | 3 600  | 6 ROOMS . . . . .   | 2 500  |
| BLACK . . . . .   | 1 500  | 7 ROOMS OR MORE . . . . .   | 3 000  |
| RENTER OCCUPIED . . . . .   | 15 600 | MEDIAN. . . . .   | 4.3    |
| WHITE . . . . .   | 5 100  |   |        |
| BLACK . . . . .   | 10 500 | ALL OCCUPIED HOUSING UNITS. . . . .                               | 20 700 |
| VACANT YEAR-ROUND . . . . .                                       | 3 500  | PERSONS   |        |
| FOR SALE ONLY . . . . .   | -      | OWNER OCCUPIED. . . . .   | 5 100  |
| FOR RENT. . . . .   | 1 500  | 1 PERSON. . . . .   | 800    |
| OTHER VACANT. . . . .   | 1 900  | 2 PERSONS . . . . .   | 2 600  |
| UNITS IN STRUCTURE  |        | 3 PERSONS . . . . .   | 700    |
| ALL YEAR-ROUND HOUSING UNITS. . . . .                             | 24 200 | 4 PERSONS . . . . .   | 900    |
| 1 . . . . .   | 13 300 | 5 PERSONS . . . . .   | -      |
| 2 OR MORE . . . . .   | 9 400  | 6 PERSONS OR MORE . . . . .                                       | 200    |
| MOBILE HOME OR TRAILER. . . . .                                   | 1 500  | MEDIAN. . . . .   | 2.2    |
| OWNER OCCUPIED. . . . .   | 5 100  | RENTER OCCUPIED . . . . .   | 15 600 |
| 1 . . . . .   | 3 700  | 1 PERSON. . . . .   | 5 300  |
| 2 OR MORE . . . . .   | 200    | 2 PERSONS . . . . .   | 4 000  |
| MOBILE HOME OR TRAILER. . . . .                                   | 1 200  | 3 PERSONS . . . . .   | 1 200  |
| RENTER OCCUPIED . . . . .   | 15 600 | 4 PERSONS . . . . .   | 2 200  |
| 1 . . . . .   | 7 800  | 5 PERSONS . . . . .   | 500    |
| 2 OR MORE . . . . .   | 7 600  | 6 PERSONS OR MORE . . . . .                                       | 2 400  |
| MOBILE HOME OR TRAILER. . . . .                                   | 300    | MEDIAN. . . . .   | 2.1    |
| PLUMBING FACILITIES   |        | PERSONS PER ROOM  |        |
| ALL YEAR-ROUND HOUSING UNITS. . . . .                             | 24 200 | OWNER OCCUPIED. . . . .   | 5 100  |
| WITH ALL PLUMBING FACILITIES. . . . .                             | 21 600 | 0.50 OR LESS. . . . .   | 3 200  |
| LACKING SOME OR ALL PLUMBING FACILITIES . . . . .                 | 2 500  | 0.51 TO 1.00. . . . .   | 1 900  |
| OWNER OCCUPIED. . . . .   | 5 100  | 1.01 TO 1.50. . . . .   | -      |
| WITH ALL PLUMBING FACILITIES. . . . .                             | 4 400  | 1.51 OR MORE. . . . .   | -      |
| LACKING SOME OR ALL PLUMBING FACILITIES . . . . .                 | 700    | RENTER OCCUPIED . . . . .   | 15 600 |
| RENTER OCCUPIED . . . . .   | 15 600 | 0.50 OR LESS. . . . .   | 7 700  |
| WITH ALL PLUMBING FACILITIES. . . . .                             | 14 400 | 0.51 TO 1.00. . . . .   | 6 200  |
| LACKING SOME OR ALL PLUMBING FACILITIES . . . . .                 | 1 200  | 1.01 TO 1.50. . . . .   | 1 500  |
| COMPLETE KITCHEN FACILITIES                                       |        | 1.51 OR MORE. . . . .   | 200    |
| ALL YEAR-ROUND HOUSING UNITS. . . . .                             | 24 200 | HOUSEHOLD COMPOSITION BY AGE OF HEAD                              |        |
| FOR EXCLUSIVE USE OF HOUSEHOLD. . . . .                           | 21 500 | OWNER OCCUPIED. . . . .   | 5 100  |
| ALSO USED BY ANOTHER HOUSEHOLD. . . . .                           | 200    | 2-OR-MORE-PERSON HOUSEHOLDS . . . . .                             | 4 300  |
| NO COMPLETE KITCHEN FACILITIES. . . . .                           | 2 500  | MALE HEAD, WIFE PRESENT, NO NONRELATIVES. . . . .                 | 3 300  |
| OWNER OCCUPIED. . . . .   | 5 100  | UNDER 25 YEARS. . . . .   | -      |
| FOR EXCLUSIVE USE OF HOUSEHOLD. . . . .                           | 4 800  | 25 TO 29 YEARS. . . . .   | 300    |
| ALSO USED BY ANOTHER HOUSEHOLD. . . . .                           | -      | 30 TO 44 YEARS. . . . .   | 500    |
| NO COMPLETE KITCHEN FACILITIES. . . . .                           | 300    | 45 TO 64 YEARS. . . . .   | 2 100  |
| RENTER OCCUPIED . . . . .   | 15 600 | 65 YEARS AND OVER . . . . .                                       | 400    |
| FOR EXCLUSIVE USE OF HOUSEHOLD. . . . .                           | 14 200 | OTHER MALE HEAD . . . . .   | 300    |
| ALSO USED BY ANOTHER HOUSEHOLD. . . . .                           | 200    | UNDER 65 YEARS. . . . .   | -      |
| NO COMPLETE KITCHEN FACILITIES. . . . .                           | 1 200  | 65 YEARS AND OVER . . . . .                                       | 300    |
| ROOMS   |        | FEMALE HEAD . . . . .   | 700    |
| ALL YEAR-ROUND HOUSING UNITS. . . . .                             | 24 200 | UNDER 65 YEARS. . . . .   | 100    |
| 1 AND 2 ROOMS . . . . .   | 2 700  | 65 YEARS AND OVER . . . . .                                       | 600    |
| 3 ROOMS . . . . .   | 5 400  | 1-PERSON HOUSEHOLDS . . . . .                                     | 800    |
| 4 ROOMS . . . . .   | 5 200  | UNDER 65 YEARS. . . . .   | 300    |
| 5 ROOMS . . . . .   | 2 600  | 65 YEARS AND OVER . . . . .                                       | 500    |
| 6 ROOMS . . . . .   | 4 300  | RENTER OCCUPIED . . . . .   | 15 600 |
| 7 ROOMS OR MORE . . . . .   | 4 100  | 2-OR-MORE-PERSON HOUSEHOLDS . . . . .                             | 10 300 |
| MEDIAN. . . . .   | 4.3    | MALE HEAD, WIFE PRESENT, NO NONRELATIVES. . . . .                 | 5 200  |
| OWNER OCCUPIED. . . . .   | 5 100  | UNDER 25 YEARS. . . . .   | 700    |
| 1 AND 2 ROOMS . . . . .   | 400    | 25 TO 29 YEARS. . . . .   | 600    |
| 3 ROOMS . . . . .   | 500    | 30 TO 44 YEARS. . . . .   | 1 600  |
| 4 ROOMS . . . . .   | 1 400  | 45 TO 64 YEARS. . . . .   | 2 100  |
| 5 ROOMS . . . . .   | 800    | 65 YEARS AND OVER . . . . .                                       | 200    |
| 6 ROOMS . . . . .   | 1 100  | OTHER MALE HEAD . . . . .   | 1 300  |
| 7 ROOMS OR MORE . . . . .   | 900    | UNDER 65 YEARS. . . . .   | 1 000  |
| MEDIAN. . . . .   | 4.8    | 65 YEARS AND OVER . . . . .                                       | 300    |
|   |        | FEMALE HEAD . . . . .   | 3 700  |
|   |        | UNDER 65 YEARS. . . . .   | 3 200  |
|   |        | 65 YEARS AND OVER . . . . .                                       | 500    |
|   |        | 1-PERSON HOUSEHOLDS . . . . .                                     | 5 300  |
|   |        | UNDER 65 YEARS. . . . .   | 3 800  |
|   |        | 65 YEARS AND OVER . . . . .                                       | 1 500  |

TABLE A-4. 1970 CHARACTERISTICS OF HOUSING UNITS REMOVED FROM THE INVENTORY: 1976--CONTINUED

(DATA BASED ON SAMPLE, SEE TEXT. FOR MINIMUM BASE FOR DERIVED FIGURES (PERCENT, MEDIAN, ETC.) AND MEANING OF SYMBOLS, SEE TEXT)

| STANDARD METROPOLITAN STATISTICAL AREA<br>BALTIMORE, MD.<br>TOTAL | TOTAL | STANDARD METROPOLITAN STATISTICAL AREA<br>BALTIMORE, MD.<br>TOTAL | TOTAL  |
|---|-------|---|--------|
| ALL OCCUPIED HOUSING UNITS--CONTINUED                             |       | ALL OCCUPIED HOUSING UNITS--CONTINUED                             |        |
| VALUE   |       | CONTRACT RENT   |        |
| SPECIFIED OWNER OCCUPIED <sup>1</sup> . . . . .                   | 3 100 | SPECIFIED RENTER OCCUPIED <sup>2</sup> . . . . .                  | 15 300 |
| LESS THAN \$10,000 . . . . .                                      | 1 200 | LESS THAN \$40 . . . . .  | 1 400  |
| \$10,000 TO \$14,999 . . . . .                                    | 700   | \$40 TO \$59 . . . . .  | 4 600  |
| \$15,000 TO \$19,999 . . . . .                                    | 500   | \$60 TO \$79 . . . . .  | 4 200  |
| \$20,000 TO \$24,999 . . . . .                                    | 300   | \$80 TO \$99 . . . . .  | 2 600  |
| \$25,000 OR MORE . . . . .  | 500   | \$100 TO \$149 . . . . .  | 2 000  |
| MEDIAN; . . . . .   | ...   | \$150 OR MORE . . . . .   | -      |
|   |       | NO CASH RENT . . . . .  | 500    |
|   |       | MEDIAN . . . . .  | 66     |

<sup>1</sup>LIMITED TO 1-FAMILY HOMES ON LESS THAN 10 ACRES AND NO BUSINESS ON PROPERTY.<sup>2</sup>EXCLUDES 1-FAMILY HOMES ON 10 ACRES OR MORE.

TABLE A-5. CHARACTERISTICS OF OWNER AND RENTER OCCUPIED HOUSING UNITS WITH BLACK HOUSEHOLD HEAD: 1976 AND 1970  
(DATA BASED ON SAMPLE, SEE TEXT. FOR MINIMUM BASE FOR DERIVED FIGURES (PERCENT, MEDIAN, ETC.) AND MEANING OF SYMBOLS, SEE TEXT)

| STANDARD METROPOLITAN STATISTICAL AREA<br>BALTIMORE, MD.<br>TOTAL | TOTAL   |         | STANDARD METROPOLITAN STATISTICAL AREA<br>BALTIMORE, MD.<br>TOTAL | TOTAL  |        |
|---|---------|---------|---|--------|--------|
|   | 1976    | 1970    |   | 1976   | 1970   |
| ALL OCCUPIED HOUSING UNITS . . .                                  | 150 000 | 129 800 | ALL OCCUPIED HOUSING UNITS--CON.                                  |        |        |
| <b>TENURE</b>   |         |         | <b>ROOMS</b>  |        |        |
| OWNER OCCUPIED . . . . .  | 52 300  | 42 200  | OWNER OCCUPIED . . . . .  | 52 300 | 42 200 |
| PERCENT OF ALL OCCUPIED . . . . .                                 | 34.9    | 32.5    | 1 ROOM . . . . .  | -      | 100    |
| RENTER OCCUPIED . . . . .   | 97 700  | 87 500  | 2 ROOMS . . . . .   | -      | 100    |
| <b>UNITS IN STRUCTURE</b>   |         |         | 3 ROOMS . . . . .   | 600    | 900    |
| <b>OWNER OCCUPIED</b>   |         |         | 4 ROOMS . . . . .   | 1 500  | 2 500  |
| 1, DETACHED . . . . .   | 16 200  | 12 400  | 5 ROOMS . . . . .   | 6 900  | 5 000  |
| 1, ATTACHED . . . . .   | 34 400  | 26 200  | 6 ROOMS . . . . .   | 26 800 | 20 300 |
| 2 TO 4 . . . . .  | 1 400   | 2 900   | 7 ROOMS OR MORE . . . . .   | 16 500 | 13 300 |
| 5 OR MORE . . . . .   | -       | 300     | MEDIAN . . . . .  | 6.1    | 6.1    |
| MOBILE HOME OR TRAILER . . . . .                                  | 300     | 400     | <b>RENTER OCCUPIED</b>  |        |        |
| <b>RENTER OCCUPIED</b>  |         |         | 1 ROOM . . . . .  | 97 700 | 87 500 |
| 1, DETACHED . . . . .   | 3 400   | 6 100   | 2 ROOMS . . . . .   | 200    | 800    |
| 1, ATTACHED . . . . .   | 41 000  | 38 100  | 3 ROOMS . . . . .   | 3 400  | 2 900  |
| 2 TO 4 . . . . .  | 25 300  | 24 600  | 4 ROOMS . . . . .   | 18 800 | 17 300 |
| 5 TO 9 . . . . .  | 12 100  | 8 000   | 5 ROOMS . . . . .   | 28 800 | 23 700 |
| 10 TO 19 . . . . .  | 10 500  | 5 500   | 6 ROOMS . . . . .   | 17 100 | 13 400 |
| 20 TO 49 . . . . .  | 2 300   | 1 500   | 7 ROOMS OR MORE . . . . .   | 22 800 | 20 400 |
| 50 OR MORE . . . . .  | 2 900   | 3 600   | MEDIAN . . . . .  | 4.4    | 4.5    |
| MOBILE HOME OR TRAILER . . . . .                                  | 200     | 100     | <b>BEDROOMS</b>   |        |        |
| <b>YEAR STRUCTURE BUILT</b>                                       |         |         | <b>OWNER OCCUPIED</b>   |        |        |
| <b>OWNER OCCUPIED</b>   |         |         | NONE AND 1 . . . . .  | 52 300 | 42 200 |
| APRIL 1970 OR LATER . . . . .                                     | 2 800   | NA      | 2 . . . . .   | 1 100  | 2 000  |
| 1965 TO MARCH 1970 . . . . .                                      | 1 700   | 1 300   | 3 . . . . .   | 6 600  | 6 500  |
| 1960 TO 1964 . . . . .  | 2 800   | 1 600   | 4 OR MORE . . . . .   | 35 100 | 25 400 |
| 1950 TO 1959 . . . . .  | 7 200   | 7 200   | <b>RENTER OCCUPIED</b>  |        |        |
| 1940 TO 1949 . . . . .  | 8 300   | 8 600   | NONE . . . . .  | 9 500  | 8 500  |
| 1939 OR EARLIER . . . . .   | 29 500  | 23 600  | 1 . . . . .   | 97 700 | 87 500 |
| <b>RENTER OCCUPIED</b>  |         |         | 2 . . . . .   | 200    | 1 000  |
| APRIL 1970 OR LATER . . . . .                                     | 5 400   | NA      | 3 . . . . .   | 24 300 | 23 100 |
| 1965 TO MARCH 1970 . . . . .                                      | 6 900   | 5 600   | 4 OR MORE . . . . .   | 38 100 | 30 100 |
| 1960 TO 1964 . . . . .  | 6 600   | 4 000   | <b>PERSONS</b>  |        |        |
| 1950 TO 1959 . . . . .  | 8 400   | 8 900   | <b>OWNER OCCUPIED</b>   |        |        |
| 1940 TO 1949 . . . . .  | 6 700   | 13 600  | 1 PERSON . . . . .  | 52 300 | 42 200 |
| 1939 OR EARLIER . . . . .   | 63 700  | 55 500  | 2 PERSONS . . . . .   | 7 300  | 4 000  |
| <b>PLUMBING FACILITIES</b>  |         |         | 3 PERSONS . . . . .   | 10 900 | 9 700  |
| <b>OWNER OCCUPIED</b>   |         |         | 4 PERSONS . . . . .   | 11 800 | 7 700  |
| WITH ALL PLUMBING FACILITIES . . . . .                            | 52 300  | 42 200  | 5 PERSONS . . . . .   | 9 900  | 6 600  |
| LACKING SOME OR ALL PLUMBING FACILITIES . . . . .                 | 51 000  | 40 600  | 6 PERSONS . . . . .   | 5 500  | 4 800  |
| <b>RENTER OCCUPIED</b>  |         |         | 7 PERSONS OR MORE . . . . .                                       | 3 300  | 3 900  |
| WITH ALL PLUMBING FACILITIES . . . . .                            | 97 700  | 87 500  | MEDIAN . . . . .  | 3 600  | 5 600  |
| LACKING SOME OR ALL PLUMBING FACILITIES . . . . .                 | 96 700  | 85 000  | <b>RENTER OCCUPIED</b>  |        |        |
| <b>COMPLETE BATHROOMS</b>   |         |         | 1 PERSON . . . . .  | 97 700 | 87 500 |
| <b>OWNER OCCUPIED</b>   |         |         | 2 PERSONS . . . . .   | 21 400 | 18 000 |
| 1 . . . . .   | 52 300  | 42 200  | 3 PERSONS . . . . .   | 26 800 | 18 800 |
| 2 OR MORE . . . . .   | 23 000  | 31 700  | 4 PERSONS . . . . .   | 18 900 | 14 500 |
| 1 AND ONE-HALF . . . . .  | 16 300  | 8 600   | 5 PERSONS . . . . .   | 12 700 | 11 300 |
| 2 OR MORE . . . . .   | 11 700  | 1 900   | 6 PERSONS . . . . .   | 7 500  | 8 300  |
| ALSO USED BY ANOTHER HOUSEHOLD . . . . .                          | -       | -       | 7 PERSONS OR MORE . . . . .                                       | 4 300  | 6 100  |
| NONE . . . . .  | 1 300   | -       | MEDIAN . . . . .  | 6 000  | 10 500 |
| <b>RENTER OCCUPIED</b>  |         |         | <b>PERSONS PER ROOM</b>   |        |        |
| 1 . . . . .   | 97 700  | 87 500  | <b>OWNER OCCUPIED</b>   |        |        |
| 1 AND ONE-HALF . . . . .  | 81 800  | 79 200  | 0.50 OR LESS . . . . .  | 52 300 | 42 200 |
| 2 OR MORE . . . . .   | 7 800   | 4 600   | 0.51 TO 1.00 . . . . .  | 28 800 | 20 700 |
| ALSO USED BY ANOTHER HOUSEHOLD . . . . .                          | 6 700   | 3 700   | 1.01 TO 1.50 . . . . .  | 20 800 | 17 400 |
| NONE . . . . .  | 1 300   | -       | 1.51 OR MORE . . . . .  | 2 200  | 3 500  |
| <b>COMPLETE KITCHEN FACILITIES</b>                                |         |         | <b>RENTER OCCUPIED</b>  |        |        |
| <b>OWNER OCCUPIED</b>   |         |         | 0.50 OR LESS . . . . .  | 97 700 | 87 500 |
| FOR EXCLUSIVE USE OF HOUSEHOLD . . . . .                          | 52 300  | 42 200  | 0.51 TO 1.00 . . . . .  | 21 400 | 18 000 |
| ALSO USED BY ANOTHER HOUSEHOLD . . . . .                          | 51 300  | 41 100  | 1.01 TO 1.50 . . . . .  | 26 800 | 18 800 |
| NO COMPLETE KITCHEN FACILITIES . . . . .                          | 1 000   | 1 100   | 1.51 OR MORE . . . . .  | 18 900 | 14 500 |
| <b>RENTER OCCUPIED</b>  |         |         | WITH ALL PLUMBING FACILITIES . . . . .                            | 12 700 | 11 300 |
| FOR EXCLUSIVE USE OF HOUSEHOLD . . . . .                          | 97 700  | 87 500  | 5 PERSONS . . . . .   | 7 500  | 8 300  |
| ALSO USED BY ANOTHER HOUSEHOLD . . . . .                          | 96 000  | 85 300  | 6 PERSONS . . . . .   | 4 300  | 6 100  |
| NO COMPLETE KITCHEN FACILITIES . . . . .                          | 1 700   | 2 300   | 7 PERSONS OR MORE . . . . .                                       | 6 000  | 10 500 |
|   |         |         | MEDIAN . . . . .  | 2.5    | 3.0    |

TABLE A-5. CHARACTERISTICS OF OWNER AND RENTER OCCUPIED HOUSING UNITS WITH BLACK HOUSEHOLD HEAD: 1976 AND 1970--CONTINUED  
 (DATA BASED ON SAMPLE, SEE TEXT, FOR MINIMUM BASE FOR DERIVED FIGURES (PERCENT, MEDIAN, ETC.) AND MEANING OF SYMBOLS, SEE TEXT)

| STANDARD METROPOLITAN STATISTICAL AREA<br>BALTIMORE, MD.<br>TOTAL | TOTAL  |        | STANDARD METROPOLITAN STATISTICAL AREA<br>BALTIMORE, MD.<br>TOTAL | TOTAL  |        |
|---|--------|--------|---|--------|--------|
|   | 1976   | 1970   |   | 1976   | 1970   |
| ALL OCCUPIED HOUSING UNITS--CON.                                  |        |        | ALL OCCUPIED HOUSING UNITS--CON.                                  |        |        |
| HOUSEHOLD COMPOSITION BY AGE OF HEAD                              |        |        | PRESENCE OF SUBFAMILIES   |        |        |
| OWNER OCCUPIED . . . . .  | 52 300 | 42 200 | OWNER OCCUPIED . . . . .  | 52 300 | NA     |
| 2-OR-MORE-PERSON HOUSEHOLDS. . . . .                              | 45 000 | 38 200 | NO SUBFAMILIES . . . . .  | 50 600 | NA     |
| MALE HEAD, WIFE PRESENT, NO<br>NONRELATIVES. . . . .              | 29 700 | 28 800 | WITH 1 SUBFAMILY . . . . .  | 1 700  | NA     |
| UNDER 25 YEARS . . . . .  | 500    | 400    | SUBFAMILY HEAD UNDER 30 YEARS. . . . .                            | 500    | NA     |
| 25 TO 29 YEARS . . . . .  | 1 600  | 1 300  | SUBFAMILY HEAD 30 TO 64 YEARS. . . . .                            | 1 100  | NA     |
| 30 TO 34 YEARS . . . . .  | 2 500  | 2 200  | SUBFAMILY HEAD 65 YEARS AND OVER . . . . .                        | 200    | NA     |
| 35 TO 44 YEARS . . . . .  | 5 700  | 7 400  | WITH 2 SUBFAMILIES OR MORE . . . . .                              | -      | NA     |
| 45 TO 64 YEARS . . . . .  | 14 500 | 14 100 | RENTER OCCUPIED. . . . .  | 97 700 | NA     |
| 65 YEARS AND OVER. . . . .  | 5 000  | 3 400  | NO SUBFAMILIES . . . . .  | 96 000 | NA     |
| OTHER MALE HEAD. . . . .  | 4 500  | 2 600  | WITH 1 SUBFAMILY . . . . .  | 1 700  | NA     |
| UNDER 65 YEARS . . . . .  | 2 800  | 2 200  | SUBFAMILY HEAD UNDER 30 YEARS. . . . .                            | 800    | NA     |
| 65 YEARS AND OVER. . . . .  | 1 700  | 400    | SUBFAMILY HEAD 30 TO 64 YEARS. . . . .                            | 800    | NA     |
| FEMALE HEAD. . . . .  | 10 800 | 6 900  | SUBFAMILY HEAD 65 YEARS AND OVER . . . . .                        | 200    | NA     |
| UNDER 65 YEARS . . . . .  | 8 800  | 5 400  | WITH 2 SUBFAMILIES OR MORE . . . . .                              | -      | NA     |
| 65 YEARS AND OVER. . . . .  | 2 000  | 1 400  | PRESENCE OF OTHER RELATIVES OR<br>NONRELATIVES                    |        |        |
| 1-PERSON HOUSEHOLDS. . . . .                                      | 7 300  | 4 000  | OWNER OCCUPIED . . . . .  | 52 300 | NA     |
| UNDER 65 YEARS . . . . .  | 4 100  | 2 400  | NO OTHER RELATIVES OR NONRELATIVES . . . . .                      | 34 700 | NA     |
| 65 YEARS AND OVER. . . . .  | 3 200  | 1 500  | WITH OTHER RELATIVES AND NONRELATIVES. . . . .                    | 1 300  | NA     |
| RENTER OCCUPIED. . . . .  | 97 700 | 87 500 | WITH OTHER RELATIVES, NO NONRELATIVES. . . . .                    | 13 100 | NA     |
| 2-OR-MORE-PERSON HOUSEHOLDS. . . . .                              | 76 300 | 69 600 | WITH NONRELATIVES, NO OTHER RELATIVES. . . . .                    | 3 200  | NA     |
| MALE HEAD, WIFE PRESENT, NO<br>NONRELATIVES. . . . .              | 31 100 | 37 000 | RENTER OCCUPIED. . . . .  | 97 700 | NA     |
| UNDER 25 YEARS . . . . .  | 2 300  | 4 600  | NO OTHER RELATIVES OR NONRELATIVES. . . . .                       | 70 400 | NA     |
| 25 TO 29 YEARS . . . . .  | 6 100  | 6 200  | WITH OTHER RELATIVES AND NONRELATIVES. . . . .                    | 1 300  | NA     |
| 30 TO 34 YEARS . . . . .  | 4 400  | 4 800  | WITH OTHER RELATIVES, NO NONRELATIVES. . . . .                    | 18 700 | NA     |
| 35 TO 44 YEARS . . . . .  | 7 100  | 8 300  | WITH NONRELATIVES, NO OTHER RELATIVES. . . . .                    | 7 300  | NA     |
| 45 TO 64 YEARS . . . . .  | 8 400  | 10 300 | YEARS OF SCHOOL COMPLETED BY HEAD                                 |        |        |
| 65 YEARS AND OVER. . . . .  | 2 800  | 2 700  | OWNER OCCUPIED . . . . .  | 52 300 | NA     |
| OTHER MALE HEAD. . . . .  | 7 100  | 5 700  | NO SCHOOL YEARS COMPLETED. . . . .                                | 400    | NA     |
| UNDER 65 YEARS . . . . .  | 6 500  | 4 900  | ELEMENTARY: LESS THAN 8 YEARS . . . . .                           | 10 200 | NA     |
| 65 YEARS AND OVER. . . . .  | 600    | 800    | 8 YEARS . . . . .   | 5 400  | NA     |
| FEMALE HEAD. . . . .  | 38 100 | 26 900 | HIGH SCHOOL: 1 TO 3 YEARS . . . . .                               | 12 100 | NA     |
| UNDER 65 YEARS . . . . .  | 36 400 | 25 100 | 4 YEARS . . . . .   | 13 500 | NA     |
| 65 YEARS AND OVER. . . . .  | 1 800  | 1 800  | COLLEGE: 1 TO 3 YEARS . . . . .                                   | 4 500  | NA     |
| 1-PERSON HOUSEHOLDS. . . . .                                      | 21 400 | 18 000 | 4 YEARS OR MORE. . . . .  | 6 300  | NA     |
| UNDER 65 YEARS . . . . .  | 17 900 | 13 800 | MEDIAN . . . . .  | 11.6   | NA     |
| 65 YEARS AND OVER. . . . .  | 3 500  | 4 100  | RENTER OCCUPIED. . . . .  | 97 700 | NA     |
| PERSONS 65 YEARS OLD AND OVER                                     |        |        | NO SCHOOL YEARS COMPLETED. . . . .                                | 1 100  | NA     |
| OWNER OCCUPIED . . . . .  | 52 300 | 42 200 | ELEMENTARY: LESS THAN 8 YEARS . . . . .                           | 16 700 | NA     |
| NONE . . . . .  | 37 200 | 32 300 | 8 YEARS . . . . .   | 6 800  | NA     |
| 1 PERSON . . . . .  | 10 800 | 7 300  | HIGH SCHOOL: 1 TO 3 YEARS . . . . .                               | 26 900 | NA     |
| 2 PERSONS OR MORE. . . . .  | 4 300  | 2 600  | 4 YEARS . . . . .   | 30 800 | NA     |
| RENTER OCCUPIED. . . . .  | 97 700 | 87 500 | COLLEGE: 1 TO 3 YEARS . . . . .                                   | 10 200 | NA     |
| NONE . . . . .  | 85 800 | 75 500 | 4 YEARS OR MORE. . . . .  | 5 300  | NA     |
| 1 PERSON . . . . .  | 10 200 | 9 800  | MEDIAN . . . . .  | 11.7   | NA     |
| 2 PERSONS OR MORE. . . . .  | 1 700  | 2 200  | YEAR HEAD MOVED INTO UNIT   |        |        |
| OWN CHILDREN UNDER 18 YEARS OLD BY<br>AGE GROUP                   |        |        | OWNER OCCUPIED . . . . .  | 52 300 | 42 200 |
| OWNER OCCUPIED . . . . .  | 52 300 | 42 200 | 1975 OR LATER. . . . .  | 4 800  | NA     |
| NO OWN CHILDREN UNDER 18 YEARS . . . . .                          | 31 800 | 23 400 | MOVED IN WITHIN PAST 12 MONTHS . . . . .                          | 3 200  | NA     |
| WITH OWN CHILDREN UNDER 18 YEARS . . . . .                        | 20 600 | 18 900 | APRIL 1970 TO 1974 . . . . .                                      | 9 500  | NA     |
| UNDER 6 YEARS ONLY . . . . .                                      | 1 900  | 2 000  | 1965 TO MARCH 1970 . . . . .                                      | 10 200 | 11 700 |
| 1. . . . .  | 1 400  | 1 200  | 1960 TO 1964 . . . . .  | 7 900  | 8 000  |
| 2. . . . .  | 500    | 600    | 1950 TO 1959 . . . . .  | 14 000 | 14 600 |
| 3 OR MORE. . . . .  | -      | 200    | 1949 OR EARLIER. . . . .  | 5 900  | 7 900  |
| 6 TO 17 YEARS ONLY . . . . .                                      | 15 300 | 12 500 | RENTER OCCUPIED. . . . .  | 97 700 | 87 500 |
| 1. . . . .  | 6 500  | 5 200  | 1975 OR LATER. . . . .  | 35 700 | NA     |
| 2. . . . .  | 4 500  | 3 400  | MOVED IN WITHIN PAST 12 MONTHS . . . . .                          | 25 000 | NA     |
| 3 OR MORE. . . . .  | 4 400  | 4 000  | APRIL 1970 TO 1974 . . . . .                                      | 32 700 | NA     |
| BOTH AGE GROUPS. . . . .  | 3 300  | 4 400  | 1965 TO MARCH 1970 . . . . .                                      | 17 900 | 59 600 |
| 1. . . . .  | 1 400  | 1 100  | 1960 TO 1964 . . . . .  | 7 000  | 14 800 |
| 2. . . . .  | 1 900  | 3 300  | 1950 TO 1959 . . . . .  | 3 500  | 8 700  |
| 3 OR MORE. . . . .  | -      | -      | 1949 OR EARLIER. . . . .  | 1 000  | 4 500  |
| RENTER OCCUPIED. . . . .  | 97 700 | 87 500 | HEAD'S PRINCIPAL MEANS OF<br>TRANSPORTATION TO WORK <sup>1</sup>  |        |        |
| NO OWN CHILDREN UNDER 18 YEARS . . . . .                          | 53 000 | 43 800 | OWNER OCCUPIED . . . . .  | 35 100 | NA     |
| WITH OWN CHILDREN UNDER 18 YEARS . . . . .                        | 44 700 | 43 700 | DRIVES SELF. . . . .  | 21 200 | NA     |
| UNDER 6 YEARS ONLY . . . . .                                      | 9 700  | 10 400 | CARPOOL. . . . .  | 7 000  | NA     |
| 1. . . . .  | 6 900  | 5 700  | MASS TRANSPORTATION. . . . .                                      | 5 300  | NA     |
| 2. . . . .  | 2 100  | 3 300  | BICYCLE OR MOTORCYCLE. . . . .                                    | -      | NA     |
| 3 OR MORE. . . . .  | 700    | 1 400  | TAXICAB. . . . .  | 200    | NA     |
| 6 TO 17 YEARS ONLY . . . . .                                      | 25 900 | 20 200 | WALKS ONLY . . . . .  | 1 100  | NA     |
| 1. . . . .  | 11 200 | 7 200  | OTHER MEANS. . . . .  | -      | NA     |
| 2. . . . .  | 5 700  | 4 800  | WORKS AT HOME. . . . .  | 300    | NA     |
| 3 OR MORE. . . . .  | 9 100  | 8 200  | NOT REPORTED . . . . .  | -      | NA     |
| BOTH AGE GROUPS. . . . .  | 9 200  | 13 200 |   |        |        |
| 1. . . . .  | 5 400  | 2 300  |   |        |        |
| 2. . . . .  | 3 900  | 10 800 |   |        |        |
| 3 OR MORE. . . . .  | -      | -      |   |        |        |

<sup>1</sup>LIMITED TO HEADS WHO REPORTED HAVING A JOB THE WEEK PRIOR TO ENUMERATION.

TABLE A-5. CHARACTERISTICS OF OWNER AND RENTER OCCUPIED HOUSING UNITS WITH BLACK HOUSEHOLD HEAD: 1976 AND 1970--CONTINUED  
(DATA BASED ON SAMPLE, SEE TEXT. FOR MINIMUM BASE FOR DERIVED FIGURES (PERCENT, MEDIAN, ETC.) AND MEANING OF SYMBOLS, SEE TEXT)

| STANDARD METROPOLITAN STATISTICAL AREA<br>BALTIMORE, MD.<br>TOTAL            | TOTAL  |        | STANDARD METROPOLITAN STATISTICAL AREA<br>BALTIMORE, MD.<br>TOTAL | TOTAL   |         |
|--|--------|--------|---|---------|---------|
|  | 1976   | 1970   |   | 1976    | 1970    |
| ALL OCCUPIED HOUSING UNITS--CON.   |        |        | ALL OCCUPIED HOUSING UNITS--CON.                                  |         |         |
| HEAD'S PRINCIPAL MEANS OF<br>TRANSPORTATION TO WORK <sup>1</sup> --CONTINUED |        |        | AIR CONDITIONING  |         |         |
| RENTER OCCUPIED.   | 57 800 | NA     | ROOM UNIT(S) . . . . .  | 43 200  | 18 700  |
| DRIVES SELF. . . . .   | 24 000 | NA     | CENTRAL SYSTEM . . . . .  | 25 700  | 6 400   |
| CARPOOL. . . . .   | 11 000 | NA     | NONE . . . . .  | 81 200  | 104 600 |
| MASS TRANSPORTATION. . . . .   | 17 100 | NA     | ELEVATOR IN STRUCTURE   |         |         |
| BICYCLE OR MOTORCYCLE. . . . .   | 300    | NA     | 4 FLOORS OR MORE . . . . .  | 5 200   | 4 700   |
| TAXICAB. . . . .   | 1 300  | NA     | WITH ELEVATOR. . . . .  | 3 600   | 3 300   |
| WALKS ONLY . . . . .   | 2 900  | NA     | WALK-UP. . . . .  | 1 600   | 1 400   |
| OTHER MEANS. . . . .   | -      | NA     | 1 TO 3 FLOORS. . . . .  | 144 800 | 125 100 |
| WORKS AT HOME. . . . .   | 1 100  | NA     |   |         |         |
| NOT REPORTED . . . . .   | 200    | NA     |   |         |         |
| DISTANCE FROM HOME TO WORK <sup>1</sup>                                      |        |        |   |         |         |
| OWNER OCCUPIED   | 35 100 | NA     |   |         |         |
| LESS THAN 1 MILE . . . . .   | 1 900  | NA     | BASEMENT  |         |         |
| 1 TO 4 MILES . . . . .   | 9 100  | NA     | WITH BASEMENT. . . . .  | 120 300 | 111 400 |
| 5 TO 9 MILES . . . . .   | 8 200  | NA     | NO BASEMENT. . . . .  | 29 800  | 18 400  |
| 10 TO 29 MILES . . . . .   | 10 100 | NA     | SOURCE OF WATER   |         |         |
| 30 TO 49 MILES . . . . .   | 1 600  | NA     | PUBLIC SYSTEM OR PRIVATE COMPANY . . . . .                        | 143 300 | 124 100 |
| 50 MILES OR MORE . . . . .   | 300    | NA     | INDIVIDUAL WELL. . . . .  | 6 000   | 4 700   |
| WORKS AT HOME. . . . .   | 300    | NA     | DRILLED. . . . .  | 3 400   | NA      |
| NO FIXED PLACE OF WORK   | 2 700  | NA     | DUG. . . . .  | 1 800   | NA      |
| NOT REPORTED . . . . .   | 1 000  | NA     | NOT REPORTED . . . . .  | 800     | NA      |
| MEDIAN . . . . .   | 7.8    | NA     | OTHER. . . . .  | 800     | 900     |
| RENTER OCCUPIED.   | 57 800 | NA     | SEWAGE DISPOSAL   |         |         |
| LESS THAN 1 MILE . . . . .   | 3 200  | NA     | PUBLIC SEWER . . . . .  | 141 800 | 121 100 |
| 1 TO 4 MILES . . . . .   | 19 200 | NA     | SEPTIC TANK OR CESSPOOL. . . . .                                  | 6 400   | 4 900   |
| 5 TO 9 MILES . . . . .   | 14 700 | NA     | OTHER. . . . .  | 1 800   | 3 700   |
| 10 TO 29 MILES . . . . .   | 13 100 | NA     | TELEPHONE AVAILABLE   |         |         |
| 30 TO 49 MILES . . . . .   | 900    | NA     | YES. . . . .  | 125 500 | 95 900  |
| 50 MILES OR MORE . . . . .   | 500    | NA     | NO . . . . .  | 24 600  | 33 900  |
| WORKS AT HOME. . . . .   | 1 100  | NA     | AUTOMOBILES AND TRUCKS AVAILABLE                                  |         |         |
| NO FIXED PLACE OF WORK   | 4 000  | NA     | AUTOMOBILES:  |         |         |
| NOT REPORTED . . . . .   | 1 100  | NA     | 1. . . . .  | 58 600  | 46 800  |
| MEDIAN . . . . .   | 6.1    | NA     | 2. . . . .  | 24 100  | 14 000  |
|  |        |        | 3 OR MORE. . . . .  | 3 200   | 1 700   |
|  |        |        | NONE . . . . .  | 64 200  | 67 300  |
|  |        |        | TRUCKS:   |         |         |
|  |        |        | 1. . . . .  | 6 900   | NA      |
|  |        |        | 2 OR MORE. . . . .  | 500     | NA      |
|  |        |        | NONE . . . . .  | 142 700 | NA      |
|  |        |        | OWNED SECOND HOME   |         |         |
|  |        |        | YES. . . . .  | 2 800   | 2 300   |
|  |        |        | NO . . . . .  | 147 300 | 127 800 |
|  |        |        | HOUSE HEATING FUEL  |         |         |
|  |        |        | UTILITY GAS. . . . .  | 62 100  | 48 500  |
|  |        |        | BOTTLED, TANK, OR LP GAS . . . . .                                | 600     | 2 400   |
|  |        |        | FUEL OIL, KEROSENE, ETC. . . . .                                  | 79 100  | 68 200  |
|  |        |        | ELECTRICITY. . . . .  | 6 200   | 4 500   |
|  |        |        | COAL OR COKE . . . . .  | 1 600   | 3 300   |
|  |        |        | WOOD . . . . .  | 200     | 700     |
|  |        |        | OTHER FUEL . . . . .  | -       | 2 100   |
|  |        |        | NONE . . . . .  | 300     | 400     |
|  |        |        | COOKING FUEL  |         |         |
|  |        |        | UTILITY GAS. . . . .  | 133 600 | 113 500 |
|  |        |        | BOTTLED, TANK, OR LP GAS . . . . .                                | 5 800   | 7 100   |
|  |        |        | ELECTRICITY. . . . .  | 10 300  | 6 700   |
|  |        |        | FUEL OIL, KEROSENE, ETC. . . . .                                  | -       | 1 200   |
|  |        |        | COAL OR COKE . . . . .  | 200     | 300     |
|  |        |        | WOOD . . . . .  | 200     | 700     |
|  |        |        | OTHER FUEL . . . . .  | -       | 300     |
|  |        |        | NONE . . . . .  | -       | 300     |
| HEATING EQUIPMENT  |        |        |   |         |         |
| OWNER OCCUPIED   | 52 300 | 42 200 |   |         |         |
| WARM-AIR FURNACE . . . . .   | 22 100 | 16 100 |   |         |         |
| HEAT PUMP. . . . .   | 200    | -      |   |         |         |
| STEAM OR HOT WATER   | 27 400 | 18 700 |   |         |         |
| BUILT-IN ELECTRIC UNITS. . . . .   | 100    | 500    |   |         |         |
| FLOOR, WALL, OR PIPELESS FURNACE   | 800    | 1 300  |   |         |         |
| ROOM HEATERS WITH FLUE . . . . .   | 1 200  | 3 600  |   |         |         |
| ROOM HEATERS WITHOUT FLUE. . . . .   | 100    | 1 300  |   |         |         |
| FIREPLACES, STOVES, PORTABLE HEATERS   | 500    | 700    |   |         |         |
| NONE . . . . .   | -      | 100    |   |         |         |
| RENTER OCCUPIED.   | 97 700 | 87 500 |   |         |         |
| WARM-AIR FURNACE . . . . .   | 48 500 | 25 600 |   |         |         |
| HEAT PUMP. . . . .   | -      | -      |   |         |         |
| STEAM OR HOT WATER   | 40 600 | 34 800 |   |         |         |
| BUILT-IN ELECTRIC UNITS. . . . .   | 1 600  | 3 100  |   |         |         |
| FLOOR, WALL, OR PIPELESS FURNACE   | 1 500  | 2 900  |   |         |         |
| ROOM HEATERS WITH FLUE . . . . .   | 2 500  | 12 300 |   |         |         |
| ROOM HEATERS WITHOUT FLUE. . . . .   | 2 000  | 5 900  |   |         |         |
| FIREPLACES, STOVES, PORTABLE HEATERS   | 600    | 2 700  |   |         |         |
| NONE . . . . .   | 300    | 200    |   |         |         |

<sup>1</sup>LIMITED TO HEADS WHO REPORTED HAVING A JOB THE WEEK PRIOR TO ENUMERATION.

TABLE A-5. CHARACTERISTICS OF OWNER AND RENTER OCCUPIED HOUSING UNITS WITH BLACK HOUSEHOLD HEADS: 1976 AND 1970--CONTINUED  
 (DATA BASED ON SAMPLE, SEE TEXT. FOR MINIMUM BASE FOR DERIVED FIGURES (PERCENT, MEDIAN, ETC.) AND MEANING OF SYMBOLS, SEE TEXT)

| STANDARD METROPOLITAN STATISTICAL AREA<br>BALTIMORE, MD.<br>TOTAL  | TOTAL  |      | STANDARD METROPOLITAN STATISTICAL AREA<br>BALTIMORE, MD.<br>TOTAL | TOTAL  |      |
|--|--------|------|---|--------|------|
|  | 1976   | 1970 |   | 1976   | 1970 |
| ALL OCCUPIED 1-FAMILY HOMES AND<br>MOBILE HOMES OR TRAILERS. . . . | 95 500 | NA   | ALL OCCUPIED 1-FAMILY HOMES AND<br>MOBILE HOMES OR TRAILERS--CON. |        |      |
|  |        |      | STORM DOORS   |        |      |
| STORM WINDOWS OR OTHER PROTECTIVE<br>WINDOW COVERING               |        |      | ALL DOORS COVERED. . . . .  | 42 000 | NA   |
|  |        |      | SOME DOORS COVERED . . . . .                                      | 17 000 | NA   |
|  |        |      | NO DOORS COVERED . . . . .  | 36 100 | NA   |
|  |        |      | NOT REPORTED . . . . .  | 300    | NA   |
|  |        |      | ATTIC OR ROOF INSULATION  |        |      |
| ALL WINDOWS COVERED. . . . .                                       | 34 700 | NA   | YES. . . . .  | 33 400 | NA   |
| SOME WINDOWS COVERED . . . . .                                     | 19 400 | NA   | NO . . . . .  | 28 500 | NA   |
| NO WINDOWS COVERED . . . . .                                       | 40 900 | NA   | DON'T KNOW . . . . .  | 32 900 | NA   |
| NOT REPORTED . . . . .   | 500    | NA   | NOT REPORTED . . . . .  | 700    | NA   |



TABLE A-6. FINANCIAL CHARACTERISTICS OF HOUSING UNITS WITH BLACK HOUSEHOLD HEAD: 1976 AND 1970

(DATA BASED ON SAMPLE, SEE TEXT. FOR MINIMUM BASE FOR DERIVED FIGURES (PERCENT, MEDIAN, ETC.) AND MEANING OF SYMBOLS, SEE TEXT)

| STANDARD METROPOLITAN STATISTICAL AREA<br>BALTIMORE, MD.<br>TOTAL              | TOTAL   |         | STANDARD METROPOLITAN STATISTICAL AREA<br>BALTIMORE, MD.<br>TOTAL      | TOTAL  |      |
|--|---------|---------|--|--------|------|
|  | 1976    | 1970    |  | 1976   | 1970 |
| ALL OCCUPIED HOUSING UNITS . . .   | 150 000 | 129 800 | SPECIFIED OWNER OCCUPIED <sup>2</sup> --CON.                           |        |      |
|  |         |         | REAL ESTATE TAXES LAST YEAR  |        |      |
| INCOME <sup>1</sup>  |         |         | LESS THAN \$100 . . . . .  | 2 300  | NA   |
| OWNER OCCUPIED . . . . .   | 52 300  | 42 200  | \$100 TO \$199 . . . . .   | 3 400  | NA   |
| LESS THAN \$2,000 . . . . .  | 1 600   | 4 000   | \$200 TO \$299 . . . . .   | 4 900  | NA   |
| \$2,000 TO \$2,999 . . . . .   | 2 700   | 1 800   | \$300 TO \$349 . . . . .   | 5 100  | NA   |
| \$3,000 TO \$3,999 . . . . .   | 1 900   | 1 800   | \$350 TO \$399 . . . . .   | 5 100  | NA   |
| \$4,000 TO \$4,999 . . . . .   | 1 700   | 1 900   | \$400 TO \$499 . . . . .   | 8 500  | NA   |
| \$5,000 TO \$5,999 . . . . .   | 3 100   | 2 300   | \$500 TO \$599 . . . . .   | 5 900  | NA   |
| \$6,000 TO \$6,999 . . . . .   | 2 700   | 2 700   | \$600 TO \$699 . . . . .   | 3 700  | NA   |
| \$7,000 TO \$7,999 . . . . .   | 1 900   | 8 800   | \$700 TO \$799 . . . . .   | 1 600  | NA   |
| \$8,000 TO \$9,999 . . . . .   | 3 700   |         | \$800 TO \$999 . . . . .   | 1 300  | NA   |
| \$10,000 TO \$12,499 . . . . .   | 4 700   | 10 900  | \$1,000 OR MORE . . . . .  | 600    | NA   |
| \$12,500 TO \$14,999 . . . . .   | 3 400   |         | NOT REPORTED . . . . .   | 6 400  | NA   |
| \$15,000 TO \$19,999 . . . . .   | 10 700  | 6 900   | MEDIAN . . . . .   | 405    | NA   |
| \$20,000 TO \$24,999 . . . . .   | 4 600   |         |  |        |      |
| \$25,000 TO \$34,999 . . . . .   | 7 600   | 1 100   |  |        |      |
| \$35,000 OR MORE . . . . .   | 2 000   |         |  |        |      |
| MEDIAN . . . . .   | 14100   | 9300    | SELECTED MONTHLY HOUSING COSTS <sup>4</sup>                            |        |      |
| RENTER OCCUPIED . . . . .  | 97 700  | 87 500  | UNITS WITH A MORTGAGE . . . . .  | 30 900 | NA   |
| LESS THAN \$2,000 . . . . .  | 9 100   | 19 100  | LESS THAN \$100 . . . . .  | -      | NA   |
| \$2,000 TO \$2,999 . . . . .   | 10 600  | 7 900   | \$100 TO \$119 . . . . .   | 300    | NA   |
| \$3,000 TO \$3,999 . . . . .   | 8 300   | 7 600   | \$120 TO \$149 . . . . .   | 1 800  | NA   |
| \$4,000 TO \$4,999 . . . . .   | 7 500   | 7 800   | \$150 TO \$174 . . . . .   | 4 900  | NA   |
| \$5,000 TO \$5,999 . . . . .   | 4 900   | 7 700   | \$175 TO \$199 . . . . .   | 3 900  | NA   |
| \$6,000 TO \$6,999 . . . . .   | 5 900   | 6 900   | \$200 TO \$224 . . . . .   | 6 500  | NA   |
| \$7,000 TO \$7,999 . . . . .   | 5 700   | 15 400  | \$225 TO \$249 . . . . .   | 3 900  | NA   |
| \$8,000 TO \$9,999 . . . . .   | 11 800  |         | \$250 TO \$274 . . . . .   | 2 100  | NA   |
| \$10,000 TO \$12,499 . . . . .   | 11 100  | 11 600  | \$275 TO \$299 . . . . .   | 2 000  | NA   |
| \$12,500 TO \$14,999 . . . . .   | 5 800   |         | \$300 TO \$349 . . . . .   | 2 100  | NA   |
| \$15,000 TO \$19,999 . . . . .   | 9 300   | 3 200   | \$350 TO \$399 . . . . .   | 800    | NA   |
| \$20,000 TO \$24,999 . . . . .   | 5 600   |         | \$400 TO \$499 . . . . .   | 800    | NA   |
| \$25,000 TO \$34,999 . . . . .   | 1 900   | 500     | \$500 OR MORE . . . . .  | 300    | NA   |
| \$35,000 OR MORE . . . . .   | 200     |         | NOT REPORTED . . . . .   | 1 500  | NA   |
| MEDIAN . . . . .   | 7400    | 5200    | MEDIAN . . . . .   | 214    | NA   |
| SPECIFIED OWNER OCCUPIED <sup>2</sup> . . . . .                                | 48 800  | 36 900  | UNITS OWNED FREE AND CLEAR . . . . .                                   | 17 900 | NA   |
| VALUE  |         |         | LESS THAN \$50 . . . . .   | 800    | NA   |
| LESS THAN \$5,000 . . . . .  | 700     | 3 500   | \$50 TO \$69 . . . . .   | 2 400  | NA   |
| \$5,000 TO \$7,499 . . . . .   | 4 100   | 6 900   | \$70 TO \$79 . . . . .   | 2 800  | NA   |
| \$7,500 TO \$9,999 . . . . .   | 3 900   | 8 500   | \$80 TO \$89 . . . . .   | 1 500  | NA   |
| \$10,000 TO \$12,499 . . . . .   | 4 000   | 7 600   | \$90 TO \$99 . . . . .   | 2 300  | NA   |
| \$12,500 TO \$14,999 . . . . .   | 2 200   | 3 700   | \$100 TO \$119 . . . . .   | 1 800  | NA   |
| \$15,000 TO \$17,499 . . . . .   | 5 200   | 2 300   | \$120 TO \$149 . . . . .   | 3 300  | NA   |
| \$17,500 TO \$19,999 . . . . .   | 3 500   | 1 400   | \$150 TO \$199 . . . . .   | 600    | NA   |
| \$20,000 TO \$24,999 . . . . .   | 6 000   | 1 300   | \$200 OR MORE . . . . .  | 200    | NA   |
| \$25,000 TO \$29,999 . . . . .   | 6 000   | 900     | NOT REPORTED . . . . .   | 2 200  | NA   |
| \$30,000 TO \$34,999 . . . . .   | 4 400   |         | MEDIAN . . . . .   | 91     | NA   |
| \$35,000 TO \$39,999 . . . . .   | 2 700   | 500     |  |        |      |
| \$40,000 TO \$49,999 . . . . .   | 3 000   |         | SELECTED MONTHLY HOUSING COSTS AS<br>PERCENTAGE OF INCOME <sup>4</sup> |        |      |
| \$50,000 TO \$59,999 . . . . .   | 1 100   | 100     | UNITS WITH A MORTGAGE . . . . .  | 30 900 | NA   |
| \$60,000 OR MORE . . . . .   | 2 200   |         | LESS THAN 5 PERCENT . . . . .  | 300    | NA   |
| MEDIAN . . . . .   | 20700   | 9900    | 5 TO 9 PERCENT . . . . .   | 3 700  | NA   |
| VALUE-INCOME RATIO   |         |         | 10 TO 14 PERCENT . . . . .   | 7 600  | NA   |
| LESS THAN 1.5 . . . . .  | 23 500  | 24 100  | 15 TO 19 PERCENT . . . . .   | 5 400  | NA   |
| 1.5 TO 1.9 . . . . .   | 6 100   | 3 900   | 20 TO 24 PERCENT . . . . .   | 3 800  | NA   |
| 2.0 TO 2.4 . . . . .   | 4 900   | 2 400   | 25 TO 29 PERCENT . . . . .   | 2 700  | NA   |
| 2.5 TO 2.9 . . . . .   | 2 200   | 1 200   | 30 TO 34 PERCENT . . . . .   | 1 600  | NA   |
| 3.0 TO 3.9 . . . . .   | 3 700   | 1 400   | 35 TO 39 PERCENT . . . . .   | 1 000  | NA   |
| 4.0 OR MORE . . . . .  | 8 300   | 3 500   | 40 TO 49 PERCENT . . . . .   | 1 700  | NA   |
| NOT COMPUTED . . . . .   | 200     | 400     | 50 PERCENT OR MORE . . . . .   | 1 500  | NA   |
| MEDIAN . . . . .   | 1.6     | 1.5-    | NOT COMPUTED . . . . .   | 200    | NA   |
| MORTGAGE INSURANCE   |         |         | NOT REPORTED . . . . .   | 1 500  | NA   |
| UNITS WITH MORTGAGE OR SIMILAR DEBT . . . . .                                  | 30 900  | NA      | MEDIAN . . . . .   | 18     | NA   |
| INSURED BY FHA, VA, OR FARMERS HOME<br>ADMINISTRATION . . . . .                | 14 500  | NA      | UNITS OWNED FREE AND CLEAR . . . . .                                   | 17 900 | NA   |
| NOT INSURED OR INSURED BY PRIVATE<br>MORTGAGE INSURANCE <sup>3</sup> . . . . . | 12 900  | NA      | LESS THAN 5 PERCENT . . . . .  | 1 400  | NA   |
| DON'T KNOW . . . . .   | 3 000   | NA      | 5 TO 9 PERCENT . . . . .   | 4 700  | NA   |
| NOT REPORTED . . . . .   | 600     | NA      | 10 TO 14 PERCENT . . . . .   | 2 200  | NA   |
| UNITS OWNED FREE AND CLEAR . . . . .   | 17 900  | NA      | 15 TO 19 PERCENT . . . . .   | 1 900  | NA   |
|  |         |         | 20 TO 24 PERCENT . . . . .   | 1 100  | NA   |
|  |         |         | 25 TO 29 PERCENT . . . . .   | 1 400  | NA   |
|  |         |         | 30 TO 34 PERCENT . . . . .   | 1 100  | NA   |
|  |         |         | 35 TO 39 PERCENT . . . . .   | 100    | NA   |
|  |         |         | 40 TO 49 PERCENT . . . . .   | 500    | NA   |
|  |         |         | 50 PERCENT OR MORE . . . . .   | 1 100  | NA   |
|  |         |         | NOT COMPUTED . . . . .   | -      | NA   |
|  |         |         | NOT REPORTED . . . . .   | 2 200  | NA   |
|  |         |         | MEDIAN . . . . .   | 14     | NA   |

<sup>1</sup>INCOME OF FAMILIES AND PRIMARY INDIVIDUALS IN 12 MONTHS PRECEDING DATE OF ENUMERATION; SEE TEXT.<sup>2</sup>LIMITED TO 1-FAMILY HOMES ON LESS THAN 10 ACRES AND NO BUSINESS ON PROPERTY.<sup>3</sup>DATA ARE NOT SEPARABLE.<sup>4</sup>SUM OF PAYMENTS FOR REAL ESTATE TAXES, PROPERTY INSURANCE, UTILITIES, FUEL, WATER, GARBAGE AND TRASH COLLECTION, AND MORTGAGE AT TIME OF ENUMERATION.

TABLE A-6. FINANCIAL CHARACTERISTICS OF HOUSING UNITS WITH BLACK HOUSEHOLD HEAD: 1976 AND 1970--CONTINUED

(DATA BASED ON SAMPLE, SEE TEXT. FOR MINIMUM BASE FOR DERIVED FIGURES (PERCENT, MEDIAN, ETC.) AND MEANING OF SYMBOLS, SEE TEXT)

| STANDARD METROPOLITAN STATISTICAL AREA<br>BALTIMORE, MD.<br>TOTAL         | TOTAL  |        | STANDARD METROPOLITAN STATISTICAL AREA<br>BALTIMORE, MD.<br>TOTAL | TOTAL  |        |
|---|--------|--------|---|--------|--------|
|   | 1976   | 1970   |   | 1976   | 1970   |
| SPECIFIED OWNER OCCUPIED <sup>1</sup> --CON.                              |        |        |   |        |        |
| ACQUISITION OF PROPERTY   |        |        | GROSS RENT--CONTINUED   |        |        |
| PLACED OR ASSUMED A MORTGAGE . . . . .                                    | 43 000 | NA     | NONSUBSIDIZED RENTER OCCUPIED <sup>4</sup> . . . . .              | 77 000 | NA     |
| ACQUIRED THROUGH INHERITANCE OR GIFT . . . . .                            | 1 400  | NA     | LESS THAN \$50. . . . .   | -      | NA     |
| PAID ALL CASH. . . . .  | 2 500  | NA     | \$50 TO \$59 . . . . .  | 300    | NA     |
| ACQUIRED IN OTHER MANNER . . . . .  | 1 400  | NA     | \$60 TO \$69 . . . . .  | 200    | NA     |
| NOT REPORTED . . . . .  | 500    | NA     | \$70 TO \$79 . . . . .  | 800    | NA     |
|   |        |        | \$80 TO \$99 . . . . .  | 2 800  | NA     |
| ALTERATIONS AND REPAIRS DURING<br>LAST 12 MONTHS                          |        |        | \$100 TO \$119 . . . . .  | 9 000  | NA     |
| NO ALTERATIONS OR REPAIRS. . . . .  | 15 800 | NA     | \$120 TO \$149 . . . . .  | 12 400 | NA     |
| ALTERATIONS AND REPAIRS COSTING LESS<br>THAN \$100 <sup>2</sup> . . . . . | 15 400 | NA     | \$150 TO \$174 . . . . .  | 14 700 | NA     |
| ADDITIONS. . . . .  | 200    | NA     | \$175 TO \$199 . . . . .  | 13 200 | NA     |
| ALTERATIONS. . . . .  | 1 800  | NA     | \$200 TO \$224 . . . . .  | 11 400 | NA     |
| REPLACEMENTS . . . . .  | 2 600  | NA     | \$225 TO \$249 . . . . .  | 6 200  | NA     |
| REPAIRS. . . . .  | 11 900 | NA     | \$250 TO \$274 . . . . .  | 2 200  | NA     |
| ALTERATIONS AND REPAIRS COSTING \$100<br>OR MORE <sup>2</sup> . . . . .   | 25 100 | NA     | \$275 TO \$299 . . . . .  | 1 400  | NA     |
| ADDITIONS. . . . .  | 1 300  | NA     | \$300 TO \$349 . . . . .  | 900    | NA     |
| ALTERATIONS. . . . .  | 9 000  | NA     | \$350 OR MORE . . . . .   | 500    | NA     |
| REPLACEMENTS . . . . .  | 13 800 | NA     | NO CASH RENT . . . . .  | 1 100  | NA     |
| REPAIRS. . . . .  | 12 300 | NA     | MEDIAN . . . . .  | 170    | NA     |
| NOT REPORTED . . . . .  | 300    | NA     |   |        |        |
| PLANS FOR IMPROVEMENTS DURING<br>NEXT 12 MONTHS                           |        |        | GROSS RENT AS PERCENTAGE OF INCOME                                |        |        |
| NONE PLANNED . . . . .  | 15 700 | NA     | SPECIFIED RENTER OCCUPIED <sup>3</sup> . . . . .                  | 96 800 | 84 600 |
| SOME PLANNED . . . . .  | 28 300 | NA     | LESS THAN 10 PERCENT . . . . .                                    | 3 100  | 4 800  |
| COSTING LESS THAN \$100 . . . . .   | 3 300  | NA     | 10 TO 14 PERCENT . . . . .  | 14 200 | 12 400 |
| COSTING \$100 OR MORE . . . . .   | 23 600 | NA     | 15 TO 19 PERCENT . . . . .  | 14 000 | 13 400 |
| DON'T KNOW . . . . .  | 1 200  | NA     | 20 TO 24 PERCENT . . . . .  | 17 300 | 10 900 |
| NOT REPORTED . . . . .  | 100    | NA     | 25 TO 34 PERCENT . . . . .  | 15 200 | 13 000 |
| DON'T KNOW . . . . .  | 4 500  | NA     | 35 PERCENT OR MORE . . . . .                                      | 31 100 | 26 200 |
| NOT REPORTED . . . . .  | 300    | NA     | NOT COMPUTED . . . . .  | 2 100  | 3 800  |
|   |        |        | MEDIAN . . . . .  | 25     | 24     |
| GROSS RENT  |        |        | NONSUBSIDIZED RENTER OCCUPIED <sup>4</sup> . . . . .              | 77 000 | NA     |
| SPECIFIED RENTER OCCUPIED <sup>3</sup> . . . . .                          | 96 800 | 84 600 | LESS THAN 10 PERCENT . . . . .                                    | 2 600  | NA     |
| LESS THAN \$50. . . . .   | 4 300  | 2 900  | 10 TO 14 PERCENT . . . . .  | 11 800 | NA     |
| \$50 TO \$59 . . . . .  | 1 100  | 5 100  | 15 TO 19 PERCENT . . . . .  | 10 100 | NA     |
| \$60 TO \$69 . . . . .  | 1 600  | 6 700  | 20 TO 24 PERCENT . . . . .  | 11 400 | NA     |
| \$70 TO \$79 . . . . .  | 1 300  | 6 800  | 25 TO 34 PERCENT . . . . .  | 13 100 | NA     |
| \$80 TO \$99 . . . . .  | 4 400  | 15 800 | 35 PERCENT OR MORE . . . . .                                      | 26 400 | NA     |
| \$100 TO \$119 . . . . .  | 10 400 | 16 700 | NOT COMPUTED . . . . .  | 1 500  | NA     |
| \$120 TO \$149 . . . . .  | 14 700 | 18 600 | MEDIAN . . . . .  | 26     | NA     |
| \$150 TO \$174 . . . . .  | 17 900 | 9 700  | CONTRACT RENT   |        |        |
| \$175 TO \$199 . . . . .  | 15 100 |        | SPECIFIED RENTER OCCUPIED <sup>3</sup> . . . . .                  | 96 800 | 84 600 |
| \$200 TO \$224 . . . . .  | 12 900 |        | LESS THAN \$50. . . . .   | 5 100  | 7 100  |
| \$225 TO \$249 . . . . .  | 6 500  | 1 200  | \$50 TO \$59 . . . . .  | 1 900  | 8 000  |
| \$250 TO \$274 . . . . .  | 2 200  |        | \$60 TO \$69 . . . . .  | 3 800  | 12 100 |
| \$275 TO \$299 . . . . .  | 1 600  |        | \$70 TO \$79 . . . . .  | 3 500  | 8 700  |
| \$300 TO \$349 . . . . .  | 1 100  | 100    | \$80 TO \$99 . . . . .  | 8 900  | 21 100 |
| \$350 OR MORE . . . . .   | 500    |        | \$100 TO \$119 . . . . .  | 15 600 | 16 500 |
| NO CASH RENT . . . . .  | 1 200  | 1 200  | \$120 TO \$149 . . . . .  | 28 700 | 8 700  |
| MEDIAN . . . . .  | 163    | 105    | \$150 TO \$174 . . . . .  | 13 600 | 1 000  |
|   |        |        | \$175 TO \$199 . . . . .  | 8 100  |        |
|   |        |        | \$200 TO \$249 . . . . .  | 5 200  | 100    |
|   |        |        | \$250 TO \$299 . . . . .  | 600    |        |
|   |        |        | \$300 OR MORE . . . . .   | 600    |        |
|   |        |        | NO CASH RENT . . . . .  | 1 200  | 1 200  |
|   |        |        | MEDIAN . . . . .  | 129    | 85     |

<sup>1</sup>LIMITED TO 1-FAMILY HOMES ON LESS THAN 10 ACRES AND NO BUSINESS ON PROPERTY.

<sup>2</sup>COMPONENTS MAY NOT ADD TO TOTAL BECAUSE MORE THAN ONE IMPROVEMENT WAS MADE.

<sup>3</sup>EXCLUDES 1-FAMILY HOMES ON 10 ACRES OR MORE.

<sup>4</sup>EXCLUDES 1-FAMILY HOMES ON 10 ACRES OR MORE, MOBILE HOMES OR TRAILERS, HOUSING UNITS IN PUBLIC HOUSING PROJECTS, AND HOUSING UNITS WITH GOVERNMENT RENT SUBSIDIES; INCLUDES UNITS WHERE THE SUBSIDIZED/NONSUBSIDIZED STATUS WAS NOT REPORTED.

TABLE A-7. CHARACTERISTICS OF OWNER AND RENTER OCCUPIED HOUSING UNITS WITH HOUSEHOLD HEAD OF SPANISH ORIGIN: 1976 AND 1970

TABLE A-8. FINANCIAL CHARACTERISTICS OF HOUSING UNITS WITH HOUSEHOLD HEAD OF SPANISH ORIGIN: 1976 AND 1970

(TABLES A-7 AND A-8 OMITTED BECAUSE OF INSUFFICIENT NUMBER OF HOUSEHOLDS WITH HEAD OF SPANISH ORIGIN; SEE INTRODUCTION)

TABLE B-1. CHARACTERISTICS OF THE HOUSING INVENTORY: 1976 AND 1970

(DATA BASED ON SAMPLE, SEE TEXT. FOR MINIMUM BASE FOR DERIVED FIGURES (PERCENT, MEDIAN, ETC.) AND MEANING OF SYMBOLS, SEE TEXT)

| STANDARD METROPOLITAN STATISTICAL AREA<br>BALTIMORE, MD.<br>IN CENTRAL CITY | TOTAL   |         | STANDARD METROPOLITAN STATISTICAL AREA<br>BALTIMORE, MD.<br>IN CENTRAL CITY | TOTAL   |         |
|---|---------|---------|---|---------|---------|
|   | 1976    | 1970    |   | 1976    | 1970    |
| POPULATION IN HOUSING UNITS. . . . .  | 751 800 | 887 500 |   |         |         |
| ALL HOUSING UNITS. . . . .  | 287 900 | 305 200 | COMPLETE BATHROOMS  |         |         |
| VACANT--SEASONAL AND<br>MIGRATORY . . . . .                                 | 100     | 100     | ALL YEAR-ROUND HOUSING UNITS . .  | 287 700 | 305 100 |
| TENURE, RACE, AND VACANCY STATUS  |         |         | 1. . . . .  | 193 300 | 257 700 |
| ALL YEAR-ROUND HOUSING UNITS . .  | 287 700 | 305 100 | 1 AND ONE-HALF . . . . .  | 53 400  |         |
| OCCUPIED . . . . .  | 268 600 | 289 000 | 2 OR MORE . . . . .   | 36 300  | 39 300  |
| OWNER OCCUPIED . . . . .  | 122 000 | 128 400 | ALSO USED BY ANOTHER HOUSEHOLD . .  | 2 000   |         |
| PERCENT OF ALL OCCUPIED. . . . .  | 45.4    | 44.4    | NONE . . . . .  | 2 700   | 8 200   |
| WHITE . . . . .   | 82 000  | 93 700  | OWNER OCCUPIED . . . . .  | 122 000 | 128 400 |
| BLACK. . . . .  | 39 600  | 34 200  | 1. . . . .  | 55 500  | 98 500  |
| RENTER OCCUPIED. . . . .  | 146 700 | 160 600 | 1 AND ONE-HALF . . . . .  | 41 300  |         |
| WHITE . . . . .   | 61 900  | 79 500  | 2 OR MORE . . . . .   | 24 600  | 27 000  |
| BLACK. . . . .  | 82 200  | 79 800  | ALSO USED BY ANOTHER HOUSEHOLD . .  | -       |         |
| VACANT YEAR-ROUND. . . . .  | 19 100  | 16 100  | NONE . . . . .  | 600     | 2 900   |
| FOR SALE ONLY. . . . .  | 1 400   | 1 300   | RENTER OCCUPIED. . . . .  | 146 700 | 160 600 |
| HOMEOWNER VACANCY RATE . . . . .  | 1.1     | 1.0     | 1. . . . .  | 122 800 | 145 100 |
| COOPERATIVE OR CONDOMINIUM . . . .  | -       | NA      | 1 AND ONE-HALF . . . . .  | 11 100  |         |
| FOR RENT . . . . .  | 11 300  | 9 700   | 2 OR MORE . . . . .   | 10 400  | 11 000  |
| RENTAL VACANCY RATE. . . . .  | 7.0     | 5.7     | ALSO USED BY ANOTHER HOUSEHOLD . .  | 1 300   |         |
| RENTED OR SOLD, NOT OCCUPIED . .  | 2 900   | 1 600   | NONE . . . . .  | 1 100   | 4 500   |
| HELD FOR OCCASIONAL USE. . . . .  | -       | 600     | COMPLETE KITCHEN FACILITIES   |         |         |
| OTHER VACANT . . . . .  | 3 600   | 2 900   | ALL YEAR-ROUND HOUSING UNITS . .  | 287 700 | 305 100 |
| UNITS IN STRUCTURE  |         |         | FOR EXCLUSIVE USE OF HOUSEHOLD . .  | 281 000 | 300 100 |
| ALL YEAR-ROUND HOUSING UNITS . .  | 287 700 | 305 100 | ALSO USED BY ANOTHER HOUSEHOLD . .  | 300     | 5 000   |
| 1, DETACHED. . . . .  | 30 100  | 42 200  | NO COMPLETE KITCHEN FACILITIES . .  | 6 500   |         |
| 1, ATTACHED. . . . .  | 146 100 | 144 700 | OWNER OCCUPIED . . . . .  | 122 000 | 128 400 |
| 2 TO 4 . . . . .  | 60 800  | 63 800  | FOR EXCLUSIVE USE OF HOUSEHOLD . .  | 122 000 | 128 000 |
| 5 OR MORE. . . . .  | 50 700  | 54 200  | ALSO USED BY ANOTHER HOUSEHOLD . .  | -       | 400     |
| MOBILE HOME OR TRAILER . . . . .  | -       | 200     | NO COMPLETE KITCHEN FACILITIES . .  | -       |         |
| OWNER OCCUPIED . . . . .  | 122 000 | 128 400 | RENTER OCCUPIED. . . . .  | 146 700 | 160 600 |
| 1, DETACHED. . . . .  | 27 800  | 29 200  | FOR EXCLUSIVE USE OF HOUSEHOLD . .  | 143 300 | 157 700 |
| 1, ATTACHED. . . . .  | 86 100  | 87 300  | ALSO USED BY ANOTHER HOUSEHOLD . .  | 200     | 2 900   |
| 2 TO 4 . . . . .  | 7 700   | 10 800  | NO COMPLETE KITCHEN FACILITIES . .  | 3 200   |         |
| 5 OR MORE. . . . .  | 400     | 1 000   | ROOMS   |         |         |
| MOBILE HOME OR TRAILER . . . . .  | -       | 100     | ALL YEAR-ROUND HOUSING UNITS . .  | 287 700 | 305 100 |
| RENTER OCCUPIED. . . . .  | 146 700 | 160 600 | 1 ROOM . . . . .  | 6 100   | 5 100   |
| 1, DETACHED. . . . .  | 1 900   | 6 700   | 2 ROOMS. . . . .  | 8 700   | 11 200  |
| 1, ATTACHED. . . . .  | 56 200  | 57 400  | 3 ROOMS. . . . .  | 42 200  | 47 500  |
| 2 TO 4 . . . . .  | 44 500  | 47 600  | 4 ROOMS. . . . .  | 49 100  | 51 700  |
| 5 TO 9 . . . . .  | 15 400  | 17 200  | 5 ROOMS. . . . .  | 42 700  | 46 100  |
| 10 TO 19 . . . . .  | 13 600  | 13 300  | 6 ROOMS. . . . .  | 92 000  | 95 400  |
| 20 TO 49 . . . . .  | 2 600   | 5 400   | 7 ROOMS OR MORE. . . . .  | 47 000  | 48 100  |
| 50 OR MORE . . . . .  | 11 500  | 12 900  | MEDIAN . . . . .  | 5.4     | 5.3     |
| MOBILE HOME OR TRAILER . . . . .  | -       | 100     | OWNER OCCUPIED . . . . .  | 122 000 | 128 400 |
| YEAR STRUCTURE BUILT  |         |         | 1 ROOM . . . . .  | 200     | 200     |
| ALL YEAR-ROUND HOUSING UNITS . .  | 287 700 | 305 100 | 2 ROOMS. . . . .  | -       | 400     |
| APRIL 1970 OR LATER. . . . .  | 2 900   | NA      | 3 ROOMS. . . . .  | 3 100   | 3 700   |
| 1965 TO MARCH 1970 . . . . .  | 13 600  | 14 700  | 4 ROOMS. . . . .  | 9 500   | 8 600   |
| 1960 TO 1964 . . . . .  | 17 200  | 16 000  | 5 ROOMS. . . . .  | 16 200  | 19 300  |
| 1950 TO 1959 . . . . .  | 35 200  | 46 000  | 6 ROOMS. . . . .  | 58 100  | 62 500  |
| 1940 TO 1949 . . . . .  | 31 700  | 44 400  | 7 ROOMS OR MORE. . . . .  | 34 900  | 33 700  |
| 1939 OR EARLIER. . . . .  | 187 200 | 178 900 | MEDIAN . . . . .  | 6.0     | 6.0     |
| OWNER OCCUPIED . . . . .  | 122 000 | 128 400 | RENTER OCCUPIED. . . . .  | 146 700 | 160 600 |
| APRIL 1970 OR LATER. . . . .  | 200     | NA      | 1 ROOM . . . . .  | 4 900   | 4 400   |
| 1965 TO MARCH 1970 . . . . .  | 1 100   | 600     | 2 ROOMS. . . . .  | 7 000   | 9 400   |
| 1960 TO 1964 . . . . .  | 4 800   | 3 000   | 3 ROOMS. . . . .  | 33 000  | 39 400  |
| 1950 TO 1959 . . . . .  | 21 600  | 27 200  | 4 ROOMS. . . . .  | 34 800  | 39 700  |
| 1940 TO 1949 . . . . .  | 18 300  | 20 800  | 5 ROOMS. . . . .  | 24 800  | 25 000  |
| 1939 OR EARLIER. . . . .  | 76 000  | 76 900  | 6 ROOMS. . . . .  | 31 300  | 30 100  |
| RENTER OCCUPIED. . . . .  | 146 700 | 160 600 | 7 ROOMS OR MORE. . . . .  | 11 000  | 12 600  |
| APRIL 1970 OR LATER. . . . .  | 2 700   | NA      | MEDIAN . . . . .  | 4.3     | 4.2     |
| 1965 TO MARCH 1970 . . . . .  | 11 600  | 13 200  | BEDROOMS  |         |         |
| 1960 TO 1964 . . . . .  | 11 300  | 12 600  | ALL YEAR-ROUND HOUSING UNITS . .  | 287 700 | 305 100 |
| 1950 TO 1959 . . . . .  | 12 300  | 18 100  | NONE . . . . .  | 6 400   | 6 300   |
| 1940 TO 1949 . . . . .  | 12 400  | 22 500  | 1. . . . .  | 62 100  | 70 400  |
| 1939 OR EARLIER. . . . .  | 96 500  | 94 200  | 2. . . . .  | 80 200  | 82 600  |
| PLUMBING FACILITIES   |         |         | 3. . . . .  | 114 600 | 115 300 |
| ALL YEAR-ROUND HOUSING UNITS . .  | 287 700 | 305 100 | 4 OR MORE. . . . .  | 24 400  | 30 600  |
| WITH ALL PLUMBING FACILITIES . . . .  | 284 500 | 300 400 | OWNER OCCUPIED . . . . .  | 122 000 | 128 400 |
| LACKING SOME OR ALL PLUMBING<br>FACILITIES . . . . .                        | 3 300   | 4 800   | NONE AND 1 . . . . .  | 7 300   | 7 900   |
| OWNER OCCUPIED . . . . .  | 122 000 | 128 400 | 2. . . . .  | 25 700  | 25 800  |
| WITH ALL PLUMBING FACILITIES . . . .  | 121 800 | 126 600 | 3. . . . .  | 72 600  | 76 100  |
| LACKING SOME OR ALL PLUMBING<br>FACILITIES. . . . .                         | 200     | 1 700   | 4 OR MORE. . . . .  | 16 400  | 18 700  |
| RENTER OCCUPIED. . . . .  | 146 700 | 160 600 | RENTER OCCUPIED. . . . .  | 146 700 | 160 600 |
| WITH ALL PLUMBING FACILITIES . . . .  | 144 900 | 158 100 | NONE . . . . .  | 5 200   | 5 600   |
| LACKING SOME OR ALL PLUMBING<br>FACILITIES. . . . .                         | 1 800   | 2 500   | 1. . . . .  | 45 800  | 56 600  |
|   |         |         | 2. . . . .  | 49 000  | 52 100  |
|   |         |         | 3. . . . .  | 38 900  | 36 000  |
|   |         |         | 4 OR MORE. . . . .  | 7 800   | 10 300  |

TABLE B-1. CHARACTERISTICS OF THE HOUSING INVENTORY: 1976 AND 1970--CONTINUED

(DATA BASED ON SAMPLE, SEE TEXT. FOR MINIMUM BASE FOR DERIVED FIGURES (PERCENT, MEDIAN, ETC.) AND MEANING OF SYMBOLS, SEE TEXT)

| STANDARD METROPOLITAN STATISTICAL AREA<br>BALTIMORE, MD.<br>IN CENTRAL CITY | TOTAL   |         | STANDARD METROPOLITAN STATISTICAL AREA<br>BALTIMORE, MD.<br>IN CENTRAL CITY | TOTAL   |         |
|---|---------|---------|---|---------|---------|
|   | 1976    | 1970    |   | 1976    | 1970    |
| ALL OCCUPIED HOUSING UNITS . . .  | 268 600 | 289 000 | ALL OCCUPIED HOUSING UNITS--CON.  |         |         |
| PERSONS   |         |         | PERSONS 65 YEARS OLD AND OVER   |         |         |
| OWNER OCCUPIED . . . . .  | 122 000 | 128 400 | OWNER OCCUPIED . . . . .  | 122 000 | 128 400 |
| 1 PERSON . . . . .  | 21 500  | 18 400  | NONE . . . . .  | 80 300  | 87 000  |
| 2 PERSONS . . . . .   | 38 300  | 38 500  | 1 PERSON . . . . .  | 29 600  | 29 200  |
| 3 PERSONS . . . . .   | 22 300  | 24 300  | 2 PERSONS OR MORE . . . . .   | 12 100  | 12 200  |
| 4 PERSONS . . . . .   | 17 500  | 19 200  | RENTER OCCUPIED . . . . .   | 146 700 | 160 600 |
| 5 PERSONS . . . . .   | 10 400  | 12 200  | NONE . . . . .  | 118 200 | 129 400 |
| 6 PERSONS . . . . .   | 7 000   | 7 700   | 1 PERSON . . . . .  | 22 600  | 25 000  |
| 7 PERSONS OR MORE . . . . .   | 4 800   | 8 000   | 2 PERSONS OR MORE . . . . .   | 5 900   | 6 200   |
| MEDIAN . . . . .  | 2.5     | 2.8     | OWN CHILDREN UNDER 18 YEARS OLD BY<br>AGE GROUP                             |         |         |
| RENTER OCCUPIED . . . . .   | 146 700 | 160 600 | OWNER OCCUPIED . . . . .  | 122 000 | 128 400 |
| 1 PERSON . . . . .  | 46 500  | 45 900  | NO OWN CHILDREN UNDER 18 YEARS . . . . .                                    | 83 300  | 81 400  |
| 2 PERSONS . . . . .   | 41 500  | 41 800  | WITH OWN CHILDREN UNDER 18 YEARS . . . . .                                  | 38 600  | 47 000  |
| 3 PERSONS . . . . .   | 23 300  | 24 500  | UNDER 6 YEARS ONLY . . . . .  | 6 000   | 5 700   |
| 4 PERSONS . . . . .   | 15 600  | 17 300  | 1 . . . . .   | 3 200   | 3 100   |
| 5 PERSONS . . . . .   | 8 200   | 11 500  | 2 . . . . .   | 2 600   | 2 100   |
| 6 PERSONS . . . . .   | 5 000   | 7 900   | 3 OR MORE . . . . .   | 200     | 500     |
| 7 PERSONS OR MORE . . . . .   | 6 700   | 11 700  | 6 TO 17 YEARS ONLY . . . . .  | 26 500  | 30 800  |
| MEDIAN . . . . .  | 2.1     | 2.3     | 1 . . . . .   | 12 400  | 13 900  |
| PERSONS PER ROOM  |         |         | 2 . . . . .   | 7 600   | 8 700   |
| OWNER OCCUPIED . . . . .  | 122 000 | 128 400 | 3 OR MORE . . . . .   | 6 500   | 8 200   |
| 0.50 OR LESS . . . . .  | 79 300  | 77 700  | BOTH AGE GROUPS . . . . .   | 6 100   | 10 500  |
| 0.51 TO 1.00 . . . . .  | 39 500  | 44 300  | 2 . . . . .   | 3 100   | 2 900   |
| 1.01 TO 1.50 . . . . .  | 2 700   | 5 600   | 3 OR MORE . . . . .   | 3 000   | 7 600   |
| 1.51 OR MORE . . . . .  | 500     | 800     | RENTER OCCUPIED . . . . .   | 146 700 | 160 600 |
| RENTER OCCUPIED . . . . .   | 146 700 | 160 600 | NO OWN CHILDREN UNDER 18 YEARS . . . . .                                    | 95 500  | 98 200  |
| 0.50 OR LESS . . . . .  | 80 000  | 75 800  | WITH OWN CHILDREN UNDER 18 YEARS . . . . .                                  | 51 200  | 62 400  |
| 0.51 TO 1.00 . . . . .  | 56 800  | 67 400  | UNDER 6 YEARS ONLY . . . . .  | 10 800  | 18 000  |
| 1.01 TO 1.50 . . . . .  | 9 100   | 13 900  | 1 . . . . .   | 7 800   | 10 500  |
| 1.51 OR MORE . . . . .  | 800     | 3 500   | 2 . . . . .   | 2 500   | 5 500   |
| WITH ALL PLUMBING FACILITIES . . . . .                                      | 266 700 | 284 800 | 3 OR MORE . . . . .   | 500     | 2 000   |
| OWNER OCCUPIED . . . . .  | 121 800 | 126 600 | 6 TO 17 YEARS ONLY . . . . .  | 29 800  | 27 400  |
| 1.00 OR LESS . . . . .  | 118 600 | 120 300 | 1 . . . . .   | 12 600  | 10 600  |
| 1.01 TO 1.50 . . . . .  | 2 700   | 5 600   | 2 . . . . .   | 7 400   | 6 800   |
| 1.51 OR MORE . . . . .  | 500     | 800     | 3 OR MORE . . . . .   | 9 700   | 10 000  |
| RENTER OCCUPIED . . . . .   | 144 900 | 158 100 | BOTH AGE GROUPS . . . . .   | 10 700  | 17 000  |
| 1.00 OR LESS . . . . .  | 135 000 | 141 000 | 2 . . . . .   | 5 100   | 3 400   |
| 1.01 TO 1.50 . . . . .  | 9 100   | 13 800  | 3 OR MORE . . . . .   | 5 600   | 13 700  |
| 1.51 OR MORE . . . . .  | 800     | 3 400   | PRESENCE OF SUBFAMILIES   |         |         |
| HOUSEHOLD COMPOSITION BY AGE OF HEAD  |         |         | OWNER OCCUPIED . . . . .  | 122 000 | NA      |
| OWNER OCCUPIED . . . . .  | 122 000 | 128 400 | NO SUBFAMILIES . . . . .  | 118 000 | NA      |
| 2-OR-MORE-PERSON HOUSEHOLDS . . . . .                                       | 100 400 | 110 000 | WITH 1 SUBFAMILY . . . . .  | 3 900   | NA      |
| MALE HEAD, WIFE PRESENT, NO<br>NONRELATIVES . . . . .                       | 75 300  | 87 300  | SUBFAMILY HEAD UNDER 30 YEARS . . . . .                                     | 1 600   | NA      |
| UNDER 25 YEARS . . . . .  | 1 500   | 1 300   | SUBFAMILY HEAD 30 TO 64 YEARS . . . . .                                     | 2 000   | NA      |
| 25 TO 29 YEARS . . . . .  | 7 400   | 4 000   | SUBFAMILY HEAD 65 YEARS AND OVER . . . . .                                  | 300     | NA      |
| 30 TO 34 YEARS . . . . .  | 4 000   | 5 900   | WITH 2 SUBFAMILIES OR MORE . . . . .  | -       | NA      |
| 35 TO 44 YEARS . . . . .  | 10 300  | 17 000  | RENTER OCCUPIED . . . . .   | 146 700 | NA      |
| 45 TO 64 YEARS . . . . .  | 35 400  | 43 800  | NO SUBFAMILIES . . . . .  | 144 800 | NA      |
| 65 YEARS AND OVER . . . . .   | 16 700  | 15 200  | WITH 1 SUBFAMILY . . . . .  | 1 900   | NA      |
| OTHER MALE HEAD . . . . .   | 7 100   | 6 300   | SUBFAMILY HEAD UNDER 30 YEARS . . . . .                                     | 1 100   | NA      |
| UNDER 65 YEARS . . . . .  | 4 900   | 4 700   | SUBFAMILY HEAD 30 TO 64 YEARS . . . . .                                     | 600     | NA      |
| 65 YEARS AND OVER . . . . .   | 2 200   | 1 600   | SUBFAMILY HEAD 65 YEARS AND OVER . . . . .                                  | 200     | NA      |
| FEMALE HEAD . . . . .   | 18 000  | 16 400  | WITH 2 SUBFAMILIES OR MORE . . . . .  | -       | NA      |
| UNDER 65 YEARS . . . . .  | 13 000  | 10 900  | PRESENCE OF OTHER RELATIVES OR<br>NONRELATIVES                              |         |         |
| 65 YEARS AND OVER . . . . .   | 5 000   | 5 500   | OWNER OCCUPIED . . . . .  | 122 000 | NA      |
| 1-PERSON HOUSEHOLDS . . . . .   | 21 500  | 18 400  | NO OTHER RELATIVES OR NONRELATIVES . . . . .                                | 95 700  | NA      |
| UNDER 65 YEARS . . . . .  | 10 100  | 8 600   | WITH OTHER RELATIVES AND NONRELATIVES . . . . .                             | 1 300   | NA      |
| 65 YEARS AND OVER . . . . .   | 11 400  | 9 700   | WITH OTHER RELATIVES, NO NONRELATIVES . . . . .                             | 20 500  | NA      |
| RENTER OCCUPIED . . . . .   | 146 700 | 160 600 | WITH NONRELATIVES, NO OTHER RELATIVES . . . . .                             | 4 400   | NA      |
| 2-OR-MORE-PERSON HOUSEHOLDS . . . . .                                       | 100 200 | 114 700 | RENTER OCCUPIED . . . . .   | 146 700 | NA      |
| MALE HEAD, WIFE PRESENT, NO<br>NONRELATIVES . . . . .                       | 47 000  | 70 000  | NO OTHER RELATIVES OR NONRELATIVES . . . . .                                | 112 600 | NA      |
| UNDER 25 YEARS . . . . .  | 3 500   | 9 900   | WITH OTHER RELATIVES AND NONRELATIVES . . . . .                             | 1 600   | NA      |
| 25 TO 29 YEARS . . . . .  | 8 600   | 12 200  | WITH OTHER RELATIVES, NO NONRELATIVES . . . . .                             | 22 500  | NA      |
| 30 TO 34 YEARS . . . . .  | 6 100   | 7 900   | WITH NONRELATIVES, NO OTHER RELATIVES . . . . .                             | 10 100  | NA      |
| 35 TO 44 YEARS . . . . .  | 8 700   | 13 000  | YEARS OF SCHOOL COMPLETED BY HEAD   |         |         |
| 45 TO 64 YEARS . . . . .  | 13 300  | 19 500  | OWNER OCCUPIED . . . . .  | 122 000 | NA      |
| 65 YEARS AND OVER . . . . .   | 6 900   | 7 500   | NO SCHOOL YEARS COMPLETED . . . . .   | 800     | NA      |
| OTHER MALE HEAD . . . . .   | 9 800   | 9 200   | ELEMENTARY: LESS THAN 8 YEARS . . . . .                                     | 19 800  | NA      |
| UNDER 65 YEARS . . . . .  | 8 500   | 8 000   | 8 YEARS . . . . .   | 14 300  | NA      |
| 65 YEARS AND OVER . . . . .   | 1 300   | 1 200   | HIGH SCHOOL: 1 TO 3 YEARS . . . . .   | 25 000  | NA      |
| FEMALE HEAD . . . . .   | 43 400  | 35 500  | 4 YEARS . . . . .   | 32 100  | NA      |
| UNDER 65 YEARS . . . . .  | 39 900  | 32 000  | COLLEGE: 1 TO 3 YEARS . . . . .   | 11 800  | NA      |
| 65 YEARS AND OVER . . . . .   | 3 500   | 3 500   | 4 YEARS OR MORE . . . . .   | 18 100  | NA      |
| 1-PERSON HOUSEHOLDS . . . . .   | 46 500  | 45 900  | MEDIAN . . . . .  | 12.0    | NA      |
| UNDER 65 YEARS . . . . .  | 33 700  | 31 600  |   |         |         |
| 65 YEARS AND OVER . . . . .   | 12 800  | 14 300  |   |         |         |

TABLE B-1. CHARACTERISTICS OF THE HOUSING INVENTORY: 1976 AND 1970--CONTINUED

(DATA BASED ON SAMPLE, SEE TEXT, FOR MINIMUM BASE FOR DERIVED FIGURES (PERCENT, MEDIAN, ETC.) AND MEANING OF SYMBOLS, SEE TEXT)

| STANDARD METROPOLITAN STATISTICAL AREA<br>BALTIMORE, MD.<br>IN CENTRAL CITY | TOTAL   |         | STANDARD METROPOLITAN STATISTICAL AREA<br>BALTIMORE, MD.<br>IN CENTRAL CITY | TOTAL   |         |
|---|---------|---------|---|---------|---------|
|   | 1976    | 1970    |   | 1976    | 1970    |
| ALL OCCUPIED HOUSING UNITS--CON.  |         |         | ALL OCCUPIED HOUSING UNITS--CON.  |         |         |
| YEARS OF SCHOOL COMPLETED BY<br>HEAD--CONTINUED                             |         |         | TRAVEL TIME FROM HOME TO WORK <sup>1</sup>                                  |         |         |
| RENTER OCCUPIED . . . . .   | 146 700 | NA      | OWNER OCCUPIED . . . . .  | 76 600  | NA      |
| NO SCHOOL YEARS COMPLETED . . . . .   | 1 600   | NA      | LESS THAN 15 MINUTES . . . . .  | 15 200  | NA      |
| ELEMENTARY: LESS THAN 8 YEARS . . . . .                                     | 25 000  | NA      | 15 TO 29 MINUTES . . . . .  | 29 200  | NA      |
| 8 YEARS . . . . .   | 11 900  | NA      | 30 TO 44 MINUTES . . . . .  | 14 300  | NA      |
| HIGH SCHOOL: 1 TO 3 YEARS . . . . .   | 37 200  | NA      | 45 TO 59 MINUTES . . . . .  | 5 600   | NA      |
| 4 YEARS . . . . .   | 41 700  | NA      | 1 HOUR TO 1 HOUR AND 29 MINUTES . . . . .                                   | 4 200   | NA      |
| COLLEGE: 1 TO 3 YEARS . . . . .   | 14 800  | NA      | 1 HOUR AND 30 MINUTES OR MORE . . . . .                                     | 800     | NA      |
| 4 YEARS OR MORE . . . . .   | 14 500  | NA      | WORKS AT HOME . . . . .   | 1 300   | NA      |
| MEDIAN . . . . .  | 11.8    | NA      | NO FIXED PLACE OF WORK . . . . .  | 5 900   | NA      |
|   |         |         | NOT REPORTED . . . . .  | 200     | NA      |
|   |         |         | MEDIAN . . . . .  | 25      | NA      |
| YEAR HEAD MOVED INTO UNIT   |         |         | RENTER OCCUPIED . . . . .   | 81 200  | NA      |
| OWNER OCCUPIED . . . . .  | 122 000 | 128 400 | LESS THAN 15 MINUTES . . . . .  | 16 000  | NA      |
| 1975 OR LATER . . . . .   | 10 000  | NA      | 15 TO 29 MINUTES . . . . .  | 27 500  | NA      |
| MOVED IN WITHIN PAST 12 MONTHS . . . . .                                    | 5 300   | NA      | 30 TO 44 MINUTES . . . . .  | 16 200  | NA      |
| APRIL 1970 TO 1974 . . . . .  | 19 800  | NA      | 45 TO 59 MINUTES . . . . .  | 7 100   | NA      |
| 1965 TO MARCH 1970 . . . . .  | 17 500  | 25 700  | 1 HOUR TO 1 HOUR AND 29 MINUTES . . . . .                                   | 5 300   | NA      |
| 1960 TO 1964 . . . . .  | 15 700  | 20 100  | 1 HOUR AND 30 MINUTES OR MORE . . . . .                                     | 1 600   | NA      |
| 1950 TO 1959 . . . . .  | 33 200  | 43 400  | WORKS AT HOME . . . . .   | 300     | NA      |
| 1949 OR EARLIER . . . . .   | 25 700  | 39 200  | NO FIXED PLACE OF WORK . . . . .  | 6 200   | NA      |
|   |         |         | NOT REPORTED . . . . .  | 1 000   | NA      |
|   |         |         | MEDIAN . . . . .  | 26      | NA      |
| RENTER OCCUPIED . . . . .   | 146 700 | 160 600 | HEATING EQUIPMENT   |         |         |
| 1975 OR LATER . . . . .   | 48 700  | NA      | ALL YEAR-ROUND HOUSING UNITS . . . . .                                      | 287 700 | 305 100 |
| MOVED IN WITHIN PAST 12 MONTHS . . . . .                                    | 36 800  | NA      | WARM-AIR FURNACE . . . . .  | 124 800 | 110 500 |
| APRIL 1970 TO 1974 . . . . .  | 48 700  | NA      | HEAT PUMP . . . . .   | -       | -       |
| 1965 TO MARCH 1970 . . . . .  | 28 800  | 114 000 | STEAM OR HOT WATER . . . . .  | 146 500 | 141 200 |
| 1960 TO 1964 . . . . .  | 11 300  | 24 500  | BUILT-IN ELECTRIC UNITS . . . . .   | 3 300   | 6 600   |
| 1950 TO 1959 . . . . .  | 7 100   | 14 800  | FLOOR, WALL, OR PIPELESS FURNACE . . . . .                                  | 2 800   | 8 200   |
| 1949 OR EARLIER . . . . .   | 2 100   | 7 300   | ROOM HEATERS WITH FLUE . . . . .  | 5 300   | 24 100  |
|   |         |         | ROOM HEATERS WITHOUT FLUE . . . . .   | 3 400   | 10 300  |
| HEAD'S PRINCIPAL MEANS OF<br>TRANSPORTATION TO WORK <sup>1</sup>            |         |         | FIREPLACES, STOVES, PORTABLE HEATERS . . . . .                              | 1 100   | 3 700   |
| OWNER OCCUPIED . . . . .  | 76 600  | NA      | NONE . . . . .  | 500     | 500     |
| DRIVES SELF . . . . .   | 45 700  | NA      | OWNER OCCUPIED . . . . .  | 122 000 | 128 400 |
| CARPOOL . . . . .   | 13 300  | NA      | WARM-AIR FURNACE . . . . .  | 53 700  | 53 000  |
| MASS TRANSPORTATION . . . . .   | 12 000  | NA      | HEAT PUMP . . . . .   | -       | -       |
| BICYCLE OR MOTORCYCLE . . . . .   | 200     | NA      | STEAM OR HOT WATER . . . . .  | 63 300  | 62 200  |
| TAXICAB . . . . .   | 200     | NA      | BUILT-IN ELECTRIC UNITS . . . . .   | 200     | 700     |
| WALKS ONLY . . . . .  | 3 800   | NA      | FLOOR, WALL, OR PIPELESS FURNACE . . . . .                                  | 1 800   | 3 600   |
| OTHER MEANS . . . . .   | -       | NA      | ROOM HEATERS WITH FLUE . . . . .  | 2 100   | 6 300   |
| WORKS AT HOME . . . . .   | 1 300   | NA      | ROOM HEATERS WITHOUT FLUE . . . . .   | 600     | 1 700   |
| NOT REPORTED . . . . .  | 200     | NA      | FIREPLACES, STOVES, PORTABLE HEATERS . . . . .                              | 300     | 800     |
|   |         |         | NONE . . . . .  | -       | 100     |
| RENTER OCCUPIED . . . . .   | 81 200  | NA      | RENTER OCCUPIED . . . . .   | 146 700 | 160 600 |
| DRIVES SELF . . . . .   | 33 800  | NA      | WARM-AIR FURNACE . . . . .  | 65 700  | 53 100  |
| CARPOOL . . . . .   | 15 600  | NA      | HEAT PUMP . . . . .   | -       | -       |
| MASS TRANSPORTATION . . . . .   | 21 900  | NA      | STEAM OR HOT WATER . . . . .  | 71 200  | 71 400  |
| BICYCLE OR MOTORCYCLE . . . . .   | 600     | NA      | BUILT-IN ELECTRIC UNITS . . . . .   | 2 600   | 5 500   |
| TAXICAB . . . . .   | 1 500   | NA      | FLOOR, WALL, OR PIPELESS FURNACE . . . . .                                  | 900     | 4 300   |
| WALKS ONLY . . . . .  | 7 000   | NA      | ROOM HEATERS WITH FLUE . . . . .  | 2 600   | 15 900  |
| OTHER MEANS . . . . .   | 200     | NA      | ROOM HEATERS WITHOUT FLUE . . . . .   | 2 700   | 7 500   |
| WORKS AT HOME . . . . .   | 300     | NA      | FIREPLACES, STOVES, PORTABLE HEATERS . . . . .                              | 800     | 2 700   |
| NOT REPORTED . . . . .  | 300     | NA      | NONE . . . . .  | 300     | 300     |
|   |         |         | ALL YEAR-ROUND HOUSING UNITS . . . . .                                      | 287 700 | 305 100 |
| DISTANCE FROM HOME TO WORK <sup>1</sup>                                     |         |         | AIR CONDITIONING  |         |         |
| OWNER OCCUPIED . . . . .  | 76 600  | NA      | ROOM UNIT(S) . . . . .  | 106 300 | 76 700  |
| LESS THAN 1 MILE . . . . .  | 6 600   | NA      | CENTRAL SYSTEM . . . . .  | 39 200  | 24 500  |
| 1 TO 4 MILES . . . . .  | 20 300  | NA      | NONE . . . . .  | 142 300 | 203 900 |
| 5 TO 9 MILES . . . . .  | 21 100  | NA      | ELEVATOR IN STRUCTURE   |         |         |
| 10 TO 29 MILES . . . . .  | 16 400  | NA      | 4 FLOORS OR MORE . . . . .  | 17 300  | 17 800  |
| 30 TO 49 MILES . . . . .  | 2 800   | NA      | WITH ELEVATOR . . . . .   | 14 700  | 14 000  |
| 50 MILES OR MORE . . . . .  | 500     | NA      | WALK-UP . . . . .   | 2 600   | 3 700   |
| WORKS AT HOME . . . . .   | 1 300   | NA      | 1 TO 3 FLOORS . . . . .   | 270 400 | 287 400 |
| NO FIXED PLACE OF WORK . . . . .  | 5 900   | NA      | BASEMENT  |         |         |
| NOT REPORTED . . . . .  | 1 800   | NA      | WITH BASEMENT . . . . .   | 254 900 | 262 600 |
| MEDIAN . . . . .  | 6.6     | NA      | NO BASEMENT . . . . .   | 32 900  | 26 400  |
| RENTER OCCUPIED . . . . .   | 81 200  | NA      | SOURCE OF WATER   |         |         |
| LESS THAN 1 MILE . . . . .  | 9 200   | NA      | PUBLIC SYSTEM OR PRIVATE COMPANY . . . . .                                  | 287 700 | 304 700 |
| 1 TO 4 MILES . . . . .  | 25 100  | NA      | INDIVIDUAL WELL . . . . .   | -       | 100     |
| 5 TO 9 MILES . . . . .  | 20 900  | NA      | DRILLED . . . . .   | -       | NA      |
| 10 TO 29 MILES . . . . .  | 15 600  | NA      | DUG . . . . .   | -       | NA      |
| 30 TO 49 MILES . . . . .  | 1 600   | NA      | NOT REPORTED . . . . .  | -       | NA      |
| 50 MILES OR MORE . . . . .  | 1 100   | NA      | OTHER . . . . .   | -       | 200     |
| WORKS AT HOME . . . . .   | 300     | NA      |   |         |         |
| NO FIXED PLACE OF WORK . . . . .  | 6 200   | NA      |   |         |         |
| NOT REPORTED . . . . .  | 1 100   | NA      |   |         |         |
| MEDIAN . . . . .  | 5.6     | NA      |   |         |         |

<sup>1</sup>LIMITED TO HEADS WHO REPORTED HAVING A JOB THE WEEK PRIOR TO ENUMERATION.

TABLE B-1. CHARACTERISTICS OF THE HOUSING INVENTORY: 1976 AND 1970--CONTINUED

(DATA BASED ON SAMPLE, SEE TEXT. FOR MINIMUM BASE FOR DERIVED FIGURES (PERCENT, MEDIAN, ETC.) AND MEANING OF SYMBOLS, SEE TEXT)

| STANDARD METROPOLITAN STATISTICAL AREA<br>BALTIMORE, MD.<br>IN CENTRAL CITY | TOTAL   |         | STANDARD METROPOLITAN STATISTICAL AREA<br>BALTIMORE, MD.<br>IN CENTRAL CITY | TOTAL   |         |
|---|---------|---------|---|---------|---------|
|   | 1976    | 1970    |   | 1976    | 1970    |
| ALL YEAR-ROUND HOUSING UNITS--<br>CONTINUED                                 |         |         | ALL OCCUPIED HOUSING UNITS--<br>CONTINUED                                   |         |         |
| SEWAGE DISPOSAL   |         |         | COOKING FUEL  |         |         |
| PUBLIC SEWER . . . . .  | 287 700 | 302 100 | UTILITY GAS . . . . .   | 248 100 | 266 200 |
| SEPTIC TANK OR CESSPOOL . . . . .   | -       | 1 400   | BOTTLED, TANK, OR LP GAS . . . . .  | 200     | 4 000   |
| OTHER . . . . .   | -       | 1 700   | ELECTRICITY . . . . .   | 18 400  | 15 000  |
| ALL OCCUPIED HOUSING UNITS . . . . .  | 268 600 | 289 000 | FUEL OIL, KEROSENE, ETC. . . . .  | -       | 2 100   |
| TELEPHONE AVAILABLE   |         |         | COAL OR COKE . . . . .  | 200     | 300     |
| YES . . . . .   | 231 400 | 234 200 | WOOD . . . . .  | 200     | 400     |
| NO . . . . .  | 37 300  | 54 800  | OTHER FUEL . . . . .  | -       | 400     |
| AUTOMOBILES AND TRUCKS AVAILABLE  |         |         | NONE . . . . .  | 1 600   | 800     |
| AUTOMOBILES:  |         |         | ALL OCCUPIED 1-FAMILY HOMES AND<br>MOBILE HOMES OR TRAILERS . . . . .       | 172 000 | NA      |
| 1 . . . . .   | 113 200 | 125 800 | STORM WINDOWS OR OTHER PROTECTIVE<br>WINDOW COVERING                        |         |         |
| 2 . . . . .   | 39 800  | 39 100  | ALL WINDOWS COVERED . . . . .   | 80 100  | NA      |
| 3 OR MORE . . . . .   | 9 200   | 5 200   | SOME WINDOWS COVERED . . . . .  | 37 100  | NA      |
| NONE . . . . .  | 106 400 | 118 800 | NO WINDOWS COVERED . . . . .  | 54 400  | NA      |
| TRUCKS:   |         |         | NOT REPORTED . . . . .  | 500     | NA      |
| 1 . . . . .   | 12 000  | NA      | STORM DOORS   |         |         |
| 2 OR MORE . . . . .   | 300     | NA      | ALL DOORS COVERED . . . . .   | 96 000  | NA      |
| NONE . . . . .  | 256 400 | NA      | SOME DOORS COVERED . . . . .  | 32 200  | NA      |
| OWNED SECOND HOME   |         |         | NO DOORS COVERED . . . . .  | 43 400  | NA      |
| YES . . . . .   | 6 800   | 7 400   | NOT REPORTED . . . . .  | 500     | NA      |
| NO . . . . .  | 261 900 | 281 800 | HOUSE HEATING FUEL  |         |         |
| UTILITY GAS . . . . .   | 121 800 | 127 900 | BOTTLED, TANK, OR LP GAS . . . . .  | -       | 2 700   |
| BOTTLED, TANK, OR LP GAS . . . . .  | -       | 1 400   | FUEL OIL, KEROSENE, ETC. . . . .  | 137 800 | 142 200 |
| FUEL OIL, KEROSENE, ETC. . . . .  | 137 800 | 142 200 | ELECTRICITY . . . . .   | 6 500   | 8 200   |
| ELECTRICITY . . . . .   | 6 500   | 8 200   | COAL OR COKE . . . . .  | 1 800   | 4 100   |
| COAL OR COKE . . . . .  | 1 800   | 4 100   | WOOD . . . . .  | 200     | 300     |
| WOOD . . . . .  | 200     | 300     | OTHER FUEL . . . . .  | 300     | 3 300   |
| OTHER FUEL . . . . .  | 300     | 3 300   | NONE . . . . .  | 300     | 500     |
| NONE . . . . .  | 300     | 500     | ATTIC OR ROOF INSULATION  |         |         |
|   |         |         | YES . . . . .   | 66 800  | NA      |
|   |         |         | NO . . . . .  | 54 700  | NA      |
|   |         |         | DON'T KNOW . . . . .  | 49 700  | NA      |
|   |         |         | NOT REPORTED . . . . .  | 800     | NA      |

TABLE B-2. FINANCIAL CHARACTERISTICS OF THE HOUSING INVENTORY: 1976 AND 1970

(DATA BASED ON SAMPLE, SEE TEXT, FOR MINIMUM BASE FOR DERIVED FIGURES (PERCENT, MEDIAN, ETC.) AND MEANING OF SYMBOLS, SEE TEXT)

| STANDARD METROPOLITAN STATISTICAL AREA<br>BALTIMORE, MD.<br>IN CENTRAL CITY    | TOTAL   |         | STANDARD METROPOLITAN STATISTICAL AREA<br>BALTIMORE, MD.<br>IN CENTRAL CITY | TOTAL  |      |
|--|---------|---------|---|--------|------|
|  | 1976    | 1970    |   | 1976   | 1970 |
| ALL OCCUPIED HOUSING UNITS . . .   | 268 600 | 289 000 | SPECIFIED OWNER OCCUPIED <sup>2</sup> --CON.                                |        |      |
| INCOME <sup>1</sup>  |         |         | REAL ESTATE TAXES LAST YEAR   |        |      |
| OWNER OCCUPIED   | 122 000 | 128 400 | LESS THAN \$100 . . . . .   | 3 300  | NA   |
| LESS THAN \$3,000 . . . . .  | 9 600   | 17 500  | \$100 TO \$199 . . . . .  | 8 000  | NA   |
| \$3,000 TO \$4,999 . . . . .   | 8 800   | 11 700  | \$200 TO \$299 . . . . .  | 14 500 | NA   |
| \$5,000 TO \$6,999 . . . . .   | 12 400  | 13 500  | \$300 TO \$349 . . . . .  | 10 700 | NA   |
| \$7,000 TO \$7,999 . . . . .   | 5 500   |         | \$350 TO \$399 . . . . .  | 11 000 | NA   |
| \$8,000 TO \$8,999 . . . . .   | 3 600   | 25 600  | \$400 TO \$499 . . . . .  | 17 300 | NA   |
| \$9,000 TO \$9,999 . . . . .   | 5 600   |         | \$500 TO \$599 . . . . .  | 11 100 | NA   |
| \$10,000 TO \$12,499 . . . . .   | 11 700  | 33 300  | \$600 TO \$699 . . . . .  | 10 500 | NA   |
| \$12,500 TO \$14,999 . . . . .   | 9 900   |         | \$700 TO \$799 . . . . .  | 4 500  | NA   |
| \$15,000 TO \$17,499 . . . . .   | 14 300  |         | \$800 TO \$999 . . . . .  | 2 600  | NA   |
| \$17,500 TO \$19,999 . . . . .   | 9 000   | 21 100  | \$1,000 OR MORE . . . . .   | 5 600  | NA   |
| \$20,000 TO \$24,999 . . . . .   | 13 000  |         | NOT REPORTED . . . . .  | 12 000 | NA   |
| \$25,000 TO \$29,999 . . . . .   | 7 200   |         | MEDIAN . . . . .  | 412    | NA   |
| \$30,000 TO \$34,999 . . . . .   | 3 400   | 5 700   |   |        |      |
| \$35,000 OR MORE . . . . .   | 7 900   |         | SELECTED MONTHLY HOUSING COSTS <sup>4</sup>                                 |        |      |
| MEDIAN . . . . .   | 13400   | 9500    | UNITS WITH A MORTGAGE . . . . .   | 52 800 | NA   |
| RENTER OCCUPIED . . . . .  | 146 700 | 160 600 | LESS THAN \$100 . . . . .   | 300    | NA   |
| LESS THAN \$3,000 . . . . .  | 29 100  | 43 100  | \$100 TO \$119 . . . . .  | 1 300  | NA   |
| \$3,000 TO \$4,999 . . . . .   | 22 000  | 25 400  | \$120 TO \$149 . . . . .  | 5 300  | NA   |
| \$5,000 TO \$6,999 . . . . .   | 16 100  | 25 600  | \$150 TO \$174 . . . . .  | 8 800  | NA   |
| \$7,000 TO \$7,999 . . . . .   | 10 300  |         | \$175 TO \$199 . . . . .  | 8 400  | NA   |
| \$8,000 TO \$8,999 . . . . .   | 7 900   | 30 800  | \$200 TO \$224 . . . . .  | 7 800  | NA   |
| \$9,000 TO \$9,999 . . . . .   | 8 200   |         | \$225 TO \$249 . . . . .  | 5 900  | NA   |
| \$10,000 TO \$12,499 . . . . .   | 18 800  | 24 600  | \$250 TO \$274 . . . . .  | 3 100  | NA   |
| \$12,500 TO \$14,999 . . . . .   | 7 800   |         | \$275 TO \$299 . . . . .  | 2 400  | NA   |
| \$15,000 TO \$17,499 . . . . .   | 9 500   |         | \$300 TO \$349 . . . . .  | 2 900  | NA   |
| \$17,500 TO \$19,999 . . . . .   | 4 000   | 8 700   | \$350 TO \$399 . . . . .  | 2 100  | NA   |
| \$20,000 TO \$24,999 . . . . .   | 7 600   |         | \$400 TO \$499 . . . . .  | 600    | NA   |
| \$25,000 TO \$29,999 . . . . .   | 3 200   |         | \$500 OR MORE . . . . .   | 800    | NA   |
| \$30,000 TO \$34,999 . . . . .   | 1 000   | 2 400   | NOT REPORTED . . . . .  | 3 000  | NA   |
| \$35,000 OR MORE . . . . .   | 1 100   |         | MEDIAN . . . . .  | 202    | NA   |
| MEDIAN . . . . .   | 7600    | 5900    | UNITS OWNED FREE AND CLEAR . . . . .  | 58 300 | NA   |
| SPECIFIED OWNER OCCUPIED <sup>2</sup> . . . . .                                | 111 100 | 112 700 | LESS THAN \$50 . . . . .  | 3 400  | NA   |
| VALUE  |         |         | \$50 TO \$69 . . . . .  | 9 700  | NA   |
| LESS THAN \$5,000 . . . . .  | 2 900   | 11 400  | \$70 TO \$79 . . . . .  | 6 800  | NA   |
| \$5,000 TO \$9,999 . . . . .   | 13 800  | 45 200  | \$80 TO \$89 . . . . .  | 7 000  | NA   |
| \$10,000 TO \$12,499 . . . . .   | 8 500   | 23 700  | \$90 TO \$99 . . . . .  | 6 300  | NA   |
| \$12,500 TO \$14,999 . . . . .   | 6 700   | 13 500  | \$100 TO \$119 . . . . .  | 9 700  | NA   |
| \$15,000 TO \$17,499 . . . . .   | 10 200  | 6 900   | \$120 TO \$149 . . . . .  | 5 700  | NA   |
| \$17,500 TO \$19,999 . . . . .   | 8 900   | 3 300   | \$150 TO \$199 . . . . .  | 2 800  | NA   |
| \$20,000 TO \$24,999 . . . . .   | 16 800  | 3 300   | \$200 OR MORE . . . . .   | 2 200  | NA   |
| \$25,000 TO \$29,999 . . . . .   | 12 800  | 2 700   | NOT REPORTED . . . . .  | 4 900  | NA   |
| \$30,000 TO \$34,999 . . . . .   | 11 500  |         | MEDIAN . . . . .  | 89     | NA   |
| \$35,000 TO \$39,999 . . . . .   | 6 700   | 1 700   | SELECTED MONTHLY HOUSING COSTS AS<br>PERCENTAGE OF INCOME <sup>4</sup>      |        |      |
| \$40,000 TO \$49,999 . . . . .   | 5 700   |         | UNITS WITH A MORTGAGE . . . . .   | 52 800 | NA   |
| \$50,000 TO \$59,999 . . . . .   | 1 200   |         | LESS THAN 5 PERCENT . . . . .   | 600    | NA   |
| \$60,000 TO \$74,999 . . . . .   | 2 900   | 1 100   | 5 TO 9 PERCENT . . . . .  | 8 800  | NA   |
| \$75,000 OR MORE . . . . .   | 2 500   |         | 10 TO 14 PERCENT . . . . .  | 12 400 | NA   |
| MEDIAN . . . . .   | 21300   | 10000   | 15 TO 19 PERCENT . . . . .  | 9 800  | NA   |
| VALUE-INCOME RATIO   |         |         | 20 TO 24 PERCENT . . . . .  | 6 600  | NA   |
| LESS THAN 1.5 . . . . .  | 51 600  | 76 200  | 25 TO 29 PERCENT . . . . .  | 4 000  | NA   |
| 1.5 TO 1.9 . . . . .   | 16 600  | 12 200  | 30 TO 34 PERCENT . . . . .  | 1 800  | NA   |
| 2.0 TO 2.4 . . . . .   | 11 300  | 6 200   | 35 TO 39 PERCENT . . . . .  | 1 300  | NA   |
| 2.5 TO 2.9 . . . . .   | 6 600   | 3 800   | 40 TO 49 PERCENT . . . . .  | 2 200  | NA   |
| 3.0 TO 3.9 . . . . .   | 9 100   | 4 200   | 50 PERCENT OR MORE . . . . .  | 2 100  | NA   |
| 4.0 OR MORE . . . . .  | 15 200  | 9 100   | NOT COMPUTED . . . . .  | 200    | NA   |
| NOT COMPUTED . . . . .   | 500     | 1 100   | NOT REPORTED . . . . .  | 3 000  | NA   |
| MEDIAN . . . . .   | 1.6     | 1.5-    | MEDIAN . . . . .  | 17     | NA   |
| MORTGAGE INSURANCE   |         |         | UNITS OWNED FREE AND CLEAR . . . . .  | 58 300 | NA   |
| UNITS WITH MORTGAGE OR SIMILAR DEBT. . . . .                                   | 52 800  | NA      | LESS THAN 5 PERCENT . . . . .   | 5 100  | NA   |
| INSURED BY FHA, VA, OR FARMERS HOME<br>ADMINISTRATION . . . . .                | 22 400  | NA      | 5 TO 9 PERCENT . . . . .  | 20 600 | NA   |
| NOT INSURED OR INSURED BY PRIVATE<br>MORTGAGE INSURANCE <sup>3</sup> . . . . . | 24 100  | NA      | 10 TO 14 PERCENT . . . . .  | 9 900  | NA   |
| DON'T KNOW . . . . .   | 5 000   | NA      | 15 TO 19 PERCENT . . . . .  | 5 800  | NA   |
| NOT REPORTED . . . . .   | 1 300   | NA      | 20 TO 24 PERCENT . . . . .  | 3 000  | NA   |
| UNITS OWNED FREE AND CLEAR . . . . .   | 58 300  | NA      | 25 TO 29 PERCENT . . . . .  | 2 100  | NA   |
|  |         |         | 30 TO 34 PERCENT . . . . .  | 2 400  | NA   |
|  |         |         | 35 TO 39 PERCENT . . . . .  | 1 000  | NA   |
|  |         |         | 40 TO 49 PERCENT . . . . .  | 800    | NA   |
|  |         |         | 50 PERCENT OR MORE . . . . .  | 2 600  | NA   |
|  |         |         | NOT COMPUTED . . . . .  | 200    | NA   |
|  |         |         | NOT REPORTED . . . . .  | 4 900  | NA   |
|  |         |         | MEDIAN . . . . .  | 10     | NA   |

<sup>1</sup>INCOME OF FAMILIES AND PRIMARY INDIVIDUALS IN 12 MONTHS PRECEDING DATE OF ENUMERATION; SEE TEXT.<sup>2</sup>LIMITED TO 1-FAMILY HOMES ON LESS THAN 10 ACRES AND NO BUSINESS ON PROPERTY.<sup>3</sup>DATA ARE NOT SEPARABLE.<sup>4</sup>SUM OF PAYMENTS FOR REAL ESTATE TAXES, PROPERTY INSURANCE, UTILITIES, FUEL, WATER, GARBAGE AND TRASH COLLECTION, AND MORTGAGE AT TIME OF ENUMERATION.

TABLE B-2. FINANCIAL CHARACTERISTICS OF THE HOUSING INVENTORY: 1976 AND 1970--CONTINUED

(DATA BASED ON SAMPLE, SEE TEXT. FOR MINIMUM BASE FOR DERIVED FIGURES (PERCENT, MEDIAN, ETC.) AND MEANING OF SYMBOLS, SEE TEXT)

| STANDARD METROPOLITAN STATISTICAL AREA<br>BALTIMORE, MD.<br>IN CENTRAL CITY | TOTAL   |         | STANDARD METROPOLITAN STATISTICAL AREA<br>BALTIMORE, MD.<br>IN CENTRAL CITY | TOTAL   |         |
|---|---------|---------|---|---------|---------|
|   | 1976    | 1970    |   | 1976    | 1970    |
| SPECIFIED OWNER OCCUPIED <sup>1</sup> --CON.                                |         |         | GROSS RENT--CONTINUED   |         |         |
| ACQUISITION OF PROPERTY   |         |         | NONSUBSIDIZED RENTER OCCUPIED <sup>4</sup>                                  | 124 300 | NA      |
| PLACED OR ASSUMED A MORTGAGE . . . . .                                      | 93 800  | NA      | LESS THAN \$50 . . . . .  | 500     | NA      |
| ACQUIRED THROUGH INHERITANCE OR GIFT . . . . .                              | 5 400   | NA      | \$50 TO \$59 . . . . .  | 1 100   | NA      |
| PAID ALL CASH . . . . .   | 9 200   | NA      | \$60 TO \$69 . . . . .  | 1 400   | NA      |
| ACQUIRED IN OTHER MANNER . . . . .  | 1 500   | NA      | \$70 TO \$79 . . . . .  | 2 200   | NA      |
| NOT REPORTED . . . . .  | 1 300   | NA      | \$80 TO \$99 . . . . .  | 6 200   | NA      |
| ALTERATIONS AND REPAIRS DURING<br>LAST 12 MONTHS                            |         |         | \$100 TO \$119 . . . . .  | 14 400  | NA      |
| NO ALTERATIONS OR REPAIRS . . . . .   | 40 400  | NA      | \$120 TO \$149 . . . . .  | 21 700  | NA      |
| ALTERATIONS AND REPAIRS COSTING LESS<br>THAN \$100 <sup>2</sup> . . . . .   | 30 700  | NA      | \$150 TO \$174 . . . . .  | 21 800  | NA      |
| ADDITIONS . . . . .   | 200     | NA      | \$175 TO \$199 . . . . .  | 18 700  | NA      |
| ALTERATIONS . . . . .   | 2 900   | NA      | \$200 TO \$224 . . . . .  | 15 000  | NA      |
| REPLACEMENTS . . . . .  | 6 900   | NA      | \$225 TO \$249 . . . . .  | 9 300   | NA      |
| REPAIRS . . . . .   | 23 400  | NA      | \$250 TO \$274 . . . . .  | 2 900   | NA      |
| ALTERATIONS AND REPAIRS COSTING \$100<br>OR MORE <sup>2</sup> . . . . .     | 52 900  | NA      | \$275 TO \$299 . . . . .  | 2 100   | NA      |
| ADDITIONS . . . . .   | 2 100   | NA      | \$300 TO \$349 . . . . .  | 3 200   | NA      |
| ALTERATIONS . . . . .   | 20 000  | NA      | \$350 OR MORE . . . . .   | 2 100   | NA      |
| REPLACEMENTS . . . . .  | 29 100  | NA      | NO CASH RENT . . . . .  | 1 700   | NA      |
| REPAIRS . . . . .   | 28 100  | NA      | MEDIAN . . . . .  | 165     | NA      |
| NOT REPORTED . . . . .  | 300     | NA      | GROSS RENT AS PERCENTAGE OF INCOME  |         |         |
| PLANS FOR IMPROVEMENTS DURING<br>NEXT 12 MONTHS                             |         |         | SPECIFIED RENTER OCCUPIED <sup>3</sup>                                      | 146 700 | 157 700 |
| NONE PLANNED . . . . .  | 53 000  | NA      | LESS THAN 10 PERCENT . . . . .  | 8 200   | 11 200  |
| SOME PLANNED . . . . .  | 48 100  | NA      | 10 TO 14 PERCENT . . . . .  | 21 200  | 26 700  |
| COSTING LESS THAN \$100 . . . . .   | 7 600   | NA      | 15 TO 19 PERCENT . . . . .  | 21 600  | 26 400  |
| COSTING \$100 OR MORE . . . . .   | 37 600  | NA      | 20 TO 24 PERCENT . . . . .  | 23 400  | 20 200  |
| DON'T KNOW . . . . .  | 2 700   | NA      | 25 TO 34 PERCENT . . . . .  | 22 900  | 23 000  |
| NOT REPORTED . . . . .  | 100     | NA      | 35 PERCENT OR MORE . . . . .  | 46 500  | 43 700  |
| DON'T KNOW . . . . .  | 9 500   | NA      | NOT COMPUTED . . . . .  | 2 700   | 6 400   |
| NOT REPORTED . . . . .  | 500     | NA      | MEDIAN . . . . .  | 24      | 23      |
| GROSS RENT  |         |         | NONSUBSIDIZED RENTER OCCUPIED <sup>4</sup>                                  | 124 300 | NA      |
| SPECIFIED RENTER OCCUPIED <sup>3</sup>                                      | 146 700 | 157 700 | LESS THAN 10 PERCENT . . . . .  | 7 400   | NA      |
| LESS THAN \$50 . . . . .  | 5 900   | 4 200   | 10 TO 14 PERCENT . . . . .  | 19 000  | NA      |
| \$50 TO \$59 . . . . .  | 2 200   | 7 400   | 15 TO 19 PERCENT . . . . .  | 17 200  | NA      |
| \$60 TO \$69 . . . . .  | 3 000   | 10 400  | 20 TO 24 PERCENT . . . . .  | 16 800  | NA      |
| \$70 TO \$79 . . . . .  | 3 200   | 12 100  | 25 TO 34 PERCENT . . . . .  | 21 000  | NA      |
| \$80 TO \$99 . . . . .  | 7 700   | 30 800  | 35 PERCENT OR MORE . . . . .  | 40 800  | NA      |
| \$100 TO \$119 . . . . .  | 16 000  | 30 600  | NOT COMPUTED . . . . .  | 2 200   | NA      |
| \$120 TO \$149 . . . . .  | 24 600  | 33 000  | MEDIAN . . . . .  | 25      | NA      |
| \$150 TO \$174 . . . . .  | 25 200  | 20 700  | CONTRACT RENT   |         |         |
| \$175 TO \$199 . . . . .  | 20 600  |         | SPECIFIED RENTER OCCUPIED <sup>3</sup>                                      | 146 700 | 157 700 |
| \$200 TO \$224 . . . . .  | 16 400  |         | LESS THAN \$50 . . . . .  | 7 900   | 9 400   |
| \$225 TO \$249 . . . . .  | 9 400   | 4 700   | \$50 TO \$59 . . . . .  | 3 000   | 11 300  |
| \$250 TO \$274 . . . . .  | 2 900   |         | \$60 TO \$69 . . . . .  | 6 700   | 19 100  |
| \$275 TO \$299 . . . . .  | 2 300   |         | \$70 TO \$79 . . . . .  | 5 800   | 16 100  |
| \$300 TO \$349 . . . . .  | 3 400   | 1 400   | \$80 TO \$99 . . . . .  | 14 000  | 39 100  |
| \$350 OR MORE . . . . .   | 2 100   |         | \$100 TO \$119 . . . . .  | 20 800  | 29 700  |
| NO CASH RENT . . . . .  | 1 900   | 2 200   | \$120 TO \$149 . . . . .  | 40 700  | 20 800  |
| MEDIAN . . . . .  | 159     | 108     | \$150 TO \$174 . . . . .  | 20 800  | 6 000   |
|   |         |         | \$175 TO \$199 . . . . .  | 11 600  |         |
|   |         |         | \$200 TO \$249 . . . . .  | 7 700   | 2 700   |
|   |         |         | \$250 TO \$299 . . . . .  | 2 100   |         |
|   |         |         | \$300 OR MORE . . . . .   | 3 600   | 1 200   |
|   |         |         | NO CASH RENT . . . . .  | 1 900   | 2 200   |
|   |         |         | MEDIAN . . . . .  | 130     | 91      |

<sup>1</sup>LIMITED TO 1-FAMILY HOMES ON LESS THAN 10 ACRES AND NO BUSINESS ON PROPERTY.  
<sup>2</sup>COMPONENTS MAY NOT ADD TO TOTAL BECAUSE MORE THAN ONE IMPROVEMENT WAS MADE.  
<sup>3</sup>EXCLUDES 1-FAMILY HOMES ON 10 ACRES OR MORE.  
<sup>4</sup>EXCLUDES 1-FAMILY HOMES ON 10 ACRES OR MORE, MOBILE HOMES OR TRAILERS, HOUSING UNITS IN PUBLIC HOUSING PROJECTS, AND HOUSING UNITS WITH GOVERNMENT RENT SUBSIDIES; INCLUDES UNITS WHERE THE SUBSIDIZED/NONSUBSIDIZED STATUS WAS NOT REPORTED.



TABLE B-3. SELECTED HOUSING CHARACTERISTICS OF NEW CONSTRUCTION UNITS: 1976

(DATA BASED ON SAMPLE, SEE TEXT, RESTRICTED TO UNITS BUILT APRIL 1970 OR LATER. FOR MINIMUM BASE FOR DERIVED FIGURES (PERCENT, MEDIAN, ETC.) AND MEANING OF SYMBOLS, SEE TEXT)

| STANDARD METROPOLITAN STATISTICAL AREA<br>BALTIMORE, MD.<br>IN CENTRAL CITY | TOTAL | STANDARD METROPOLITAN STATISTICAL AREA<br>BALTIMORE, MD.<br>IN CENTRAL CITY | TOTAL |
|---|-------|---|-------|
| ALL HOUSING UNITS . . . . .   | 2 900 | ROOMS--CONTINUED  |       |
| VACANT--SEASONAL AND MIGRATORY . . . . .                                    | -     | OWNER OCCUPIED . . . . .  | 200   |
| TENURE, RACE, AND VACANCY STATUS  |       | 1 AND 2 ROOMS . . . . .   | -     |
| ALL YEAR-ROUND HOUSING UNITS . . . . .                                      | 2 900 | 3 ROOMS . . . . .   | -     |
| OCCUPIED . . . . .  | 2 900 | 4 ROOMS . . . . .   | -     |
| OWNER OCCUPIED . . . . .  | 200   | 5 ROOMS . . . . .   | -     |
| PERCENT OF ALL OCCUPIED . . . . .   | 6.0   | 6 ROOMS . . . . .   | -     |
| WHITE . . . . .   | 200   | 7 ROOMS OR MORE . . . . .   | 200   |
| BLACK . . . . .   | -     | MEDIAN . . . . .  | ...   |
| RENTER OCCUPIED . . . . .   | 2 700 | RENTER OCCUPIED . . . . .   | 2 700 |
| WHITE . . . . .   | 1 300 | 1 AND 2 ROOMS . . . . .   | -     |
| BLACK . . . . .   | 1 400 | 3 ROOMS . . . . .   | 500   |
| VACANT YEAR-ROUND . . . . .   | -     | 4 ROOMS . . . . .   | 1 200 |
| FOR SALE ONLY . . . . .   | -     | 5 ROOMS . . . . .   | 1 000 |
| COOPERATIVE OR CONDOMINIUM . . . . .  | -     | 6 ROOMS . . . . .   | -     |
| FOR RENT . . . . .  | -     | 7 ROOMS OR MORE . . . . .   | -     |
| OTHER VACANT . . . . .  | -     | MEDIAN . . . . .  | ...   |
| UNITS IN STRUCTURE  |       | BEDROOMS  |       |
| ALL YEAR-ROUND HOUSING UNITS . . . . .                                      | 2 900 | ALL YEAR-ROUND HOUSING UNITS . . . . .                                      | 2 900 |
| 1 . . . . .   | 500   | NONE . . . . .  | -     |
| 2 TO 4 . . . . .  | 200   | 1 . . . . .   | 1 500 |
| 5 OR MORE . . . . .   | 2 200 | 2 . . . . .   | 300   |
| MOBILE HOME OR TRAILER . . . . .  | -     | 3 . . . . .   | 900   |
| OWNER OCCUPIED . . . . .  | 200   | 4 OR MORE . . . . .   | 200   |
| 1 . . . . .   | 200   | OWNER OCCUPIED . . . . .  | 200   |
| 2 TO 4 . . . . .  | -     | NONE AND 1 . . . . .  | -     |
| 5 OR MORE . . . . .   | -     | 2 . . . . .   | -     |
| MOBILE HOME OR TRAILER . . . . .  | -     | 3 . . . . .   | -     |
| RENTER OCCUPIED . . . . .   | 2 700 | 4 OR MORE . . . . .   | 200   |
| 1 . . . . .   | 300   | RENTER OCCUPIED . . . . .   | 2 700 |
| 2 TO 4 . . . . .  | 200   | NONE . . . . .  | -     |
| 5 TO 9 . . . . .  | 1 200 | 1 . . . . .   | 1 500 |
| 10 TO 19 . . . . .  | 300   | 2 . . . . .   | 300   |
| 20 TO 49 . . . . .  | -     | 3 OR MORE . . . . .   | 900   |
| 50 OR MORE . . . . .  | 700   | ALL OCCUPIED HOUSING UNITS . . . . .  | 2 900 |
| MOBILE HOME OR TRAILER . . . . .  | -     | PERSONS   |       |
| PLUMBING FACILITIES   |       | OWNER OCCUPIED . . . . .  | 200   |
| ALL YEAR-ROUND HOUSING UNITS . . . . .                                      | 2 900 | 1 PERSON . . . . .  | -     |
| WITH ALL PLUMBING FACILITIES . . . . .                                      | 2 900 | 2 PERSONS . . . . .   | -     |
| LACKING SOME OR ALL PLUMBING FACILITIES . . . . .                           | -     | 3 PERSONS . . . . .   | -     |
| OWNER OCCUPIED . . . . .  | 200   | 4 PERSONS . . . . .   | 200   |
| WITH ALL PLUMBING FACILITIES . . . . .                                      | 200   | 5 PERSONS . . . . .   | -     |
| LACKING SOME OR ALL PLUMBING FACILITIES . . . . .                           | -     | 6 PERSONS . . . . .   | -     |
| RENTER OCCUPIED . . . . .   | 2 700 | 7 PERSONS OR MORE . . . . .   | -     |
| WITH ALL PLUMBING FACILITIES . . . . .                                      | 2 700 | MEDIAN . . . . .  | ...   |
| LACKING SOME OR ALL PLUMBING FACILITIES . . . . .                           | -     | RENTER OCCUPIED . . . . .   | 2 700 |
| COMPLETE BATHROOMS  |       | 1 PERSON . . . . .  | 800   |
| ALL YEAR-ROUND HOUSING UNITS . . . . .                                      | 2 900 | 2 PERSONS . . . . .   | 800   |
| 1 . . . . .   | 2 400 | 3 PERSONS . . . . .   | 200   |
| 1 AND ONE-HALF . . . . .  | -     | 4 PERSONS . . . . .   | 500   |
| 2 OR MORE . . . . .   | 500   | 5 PERSONS . . . . .   | 300   |
| ALSO USED BY ANOTHER HOUSEHOLD . . . . .                                    | -     | 6 PERSONS . . . . .   | -     |
| NONE . . . . .  | -     | 7 PERSONS OR MORE . . . . .   | -     |
| OWNER OCCUPIED . . . . .  | 200   | MEDIAN . . . . .  | ...   |
| 1 . . . . .   | -     | RENTER OCCUPIED . . . . .   | 2 700 |
| 1 AND ONE-HALF . . . . .  | -     | 1 PERSON . . . . .  | 800   |
| 2 OR MORE . . . . .   | 200   | 2 PERSONS . . . . .   | 800   |
| ALSO USED BY ANOTHER HOUSEHOLD . . . . .                                    | -     | 3 PERSONS . . . . .   | 200   |
| NONE . . . . .  | -     | 4 PERSONS . . . . .   | 500   |
| RENTER OCCUPIED . . . . .   | 2 700 | 5 PERSONS . . . . .   | 300   |
| 1 . . . . .   | 2 400 | 6 PERSONS . . . . .   | -     |
| 1 AND ONE-HALF . . . . .  | -     | 7 PERSONS OR MORE . . . . .   | -     |
| 2 OR MORE . . . . .   | 300   | MEDIAN . . . . .  | ...   |
| ALSO USED BY ANOTHER HOUSEHOLD . . . . .                                    | -     | PERSONS PER ROOM  |       |
| NONE . . . . .  | -     | OWNER OCCUPIED . . . . .  | 200   |
| ROOMS   |       | 0.50 OR LESS . . . . .  | 200   |
| ALL YEAR-ROUND HOUSING UNITS . . . . .                                      | 2 900 | 0.51 TO 1.00 . . . . .  | -     |
| 1 AND 2 ROOMS . . . . .   | -     | 1.01 TO 1.50 . . . . .  | -     |
| 3 ROOMS . . . . .   | 500   | 1.51 OR MORE . . . . .  | -     |
| 4 ROOMS . . . . .   | 1 200 | RENTER OCCUPIED . . . . .   | 2 700 |
| 5 ROOMS . . . . .   | 1 000 | 0.50 OR LESS . . . . .  | 1 300 |
| 6 ROOMS . . . . .   | -     | 0.51 TO 1.00 . . . . .  | 1 400 |
| 7 ROOMS OR MORE . . . . .   | 200   | 1.01 TO 1.50 . . . . .  | -     |
| MEDIAN . . . . .  | ...   | 1.51 OR MORE . . . . .  | -     |

TABLE B-3. SELECTED HOUSING CHARACTERISTICS OF NEW CONSTRUCTION UNITS: 1976--CONTINUED

(DATA BASED ON SAMPLE, SEE TEXT. RESTRICTED TO UNITS BUILT APRIL 1970 OR LATER. FOR MINIMUM BASE FOR DERIVED FIGURES (PERCENT, MEDIAN, ETC.) AND MEANING OF SYMBOLS, SEE TEXT)

| STANDARD METROPOLITAN STATISTICAL AREA<br>BALTIMORE, MD.<br>IN CENTRAL CITY | TOTAL | STANDARD METROPOLITAN STATISTICAL AREA<br>BALTIMORE, MD.<br>IN CENTRAL CITY | TOTAL |
|---|-------|---|-------|
| ALL OCCUPIED HOUSING UNITS--CON.  |       | ALL OCCUPIED HOUSING UNITS--CONTINUED                                       |       |
| HOUSEHOLD COMPOSITION BY AGE OF HEAD  |       | YEARS OF SCHOOL COMPLETED BY HEAD--CONTINUED                                |       |
| OWNER OCCUPIED . . . . .  | 200   | RENTER OCCUPIED . . . . .   | 2 700 |
| 2-OR-MORE-PERSON HOUSEHOLDS . . . . .                                       | 200   | NO SCHOOL YEARS COMPLETED . . . . .   | -     |
| MALE HEAD, WIFE PRESENT, NO NONRELATIVES . . . . .                          | 200   | ELEMENTARY: LESS THAN 8 YEARS . . . . .                                     | -     |
| UNDER 25 YEARS . . . . .  | -     | 8 YEARS . . . . .   | 300   |
| 25 TO 29 YEARS . . . . .  | -     | HIGH SCHOOL: 1 TO 3 YEARS . . . . .   | 500   |
| 30 TO 34 YEARS . . . . .  | -     | 4 YEARS . . . . .   | 1 200 |
| 35 TO 44 YEARS . . . . .  | -     | COLLEGE: 1 TO 3 YEARS . . . . .   | 700   |
| 45 TO 64 YEARS . . . . .  | 200   | 4 YEARS OR MORE . . . . .   | -     |
| 65 YEARS AND OVER . . . . .   | -     | MEDIAN . . . . .  | ...   |
| OTHER MALE HEAD . . . . .   | -     | INCOME <sup>1</sup>   |       |
| UNDER 65 YEARS . . . . .  | -     | OWNER OCCUPIED . . . . .  | 200   |
| 65 YEARS AND OVER . . . . .   | -     | LESS THAN \$3,000 . . . . .   | -     |
| FEMALE HEAD . . . . .   | -     | \$3,000 TO \$4,999 . . . . .  | -     |
| UNDER 65 YEARS . . . . .  | -     | \$5,000 TO \$6,999 . . . . .  | -     |
| 65 YEARS AND OVER . . . . .   | -     | \$7,000 TO \$7,999 . . . . .  | -     |
| 1-PERSON HOUSEHOLDS . . . . .   | -     | \$8,000 TO \$8,999 . . . . .  | -     |
| UNDER 65 YEARS . . . . .  | -     | \$9,000 TO \$9,999 . . . . .  | -     |
| 65 YEARS AND OVER . . . . .   | -     | \$10,000 TO \$12,499 . . . . .  | -     |
| RENTER OCCUPIED . . . . .   | 2 700 | \$12,500 TO \$14,999 . . . . .  | -     |
| 2-OR-MORE-PERSON HOUSEHOLDS . . . . .                                       | 1 900 | \$15,000 TO \$17,499 . . . . .  | -     |
| MALE HEAD, WIFE PRESENT, NO NONRELATIVES . . . . .                          | 1 200 | \$17,500 TO \$19,999 . . . . .  | -     |
| UNDER 25 YEARS . . . . .  | 200   | \$20,000 TO \$24,999 . . . . .  | -     |
| 25 TO 29 YEARS . . . . .  | 500   | \$25,000 TO \$29,999 . . . . .  | -     |
| 30 TO 34 YEARS . . . . .  | 200   | \$30,000 TO \$34,999 . . . . .  | -     |
| 35 TO 44 YEARS . . . . .  | 200   | \$35,000 OR MORE . . . . .  | 200   |
| 45 TO 64 YEARS . . . . .  | -     | MEDIAN . . . . .  | ...   |
| 65 YEARS AND OVER . . . . .   | 200   | RENTER OCCUPIED . . . . .   | 2 700 |
| OTHER MALE HEAD . . . . .   | -     | LESS THAN \$3,000 . . . . .   | 300   |
| UNDER 65 YEARS . . . . .  | -     | \$3,000 TO \$4,999 . . . . .  | -     |
| 65 YEARS AND OVER . . . . .   | -     | \$5,000 TO \$6,999 . . . . .  | 200   |
| FEMALE HEAD . . . . .   | 700   | \$7,000 TO \$7,999 . . . . .  | 200   |
| UNDER 65 YEARS . . . . .  | 500   | \$8,000 TO \$8,999 . . . . .  | 300   |
| 65 YEARS AND OVER . . . . .   | 200   | \$9,000 TO \$9,999 . . . . .  | 200   |
| 1-PERSON HOUSEHOLDS . . . . .   | 800   | \$10,000 TO \$12,499 . . . . .  | 500   |
| UNDER 65 YEARS . . . . .  | 500   | \$12,500 TO \$14,999 . . . . .  | 300   |
| 65 YEARS AND OVER . . . . .   | 300   | \$15,000 TO \$17,499 . . . . .  | 300   |
| OWN CHILDREN UNDER 18 YEARS OLD BY AGE GROUP                                |       | \$17,500 TO \$19,999 . . . . .  | -     |
| OWNER OCCUPIED . . . . .  | 200   | \$20,000 TO \$24,999 . . . . .  | 300   |
| NO OWN CHILDREN UNDER 18 YEARS . . . . .                                    | -     | \$25,000 TO \$29,999 . . . . .  | -     |
| WITH OWN CHILDREN UNDER 18 YEARS . . . . .                                  | 200   | \$25,000 TO \$29,999 . . . . .  | -     |
| UNDER 6 YEARS ONLY . . . . .  | -     | \$30,000 TO \$34,999 . . . . .  | -     |
| 1 . . . . .   | -     | \$35,000 OR MORE . . . . .  | -     |
| 2 . . . . .   | -     | MEDIAN . . . . .  | ...   |
| 3 OR MORE . . . . .   | -     | SPECIFIED OWNER OCCUPIED <sup>2</sup> . . . . .                             |       |
| 6 TO 17 YEARS ONLY . . . . .  | 200   | VALUE   |       |
| 1 . . . . .   | 200   | LESS THAN \$10,000 . . . . .  | -     |
| 2 . . . . .   | -     | \$10,000 TO \$19,999 . . . . .  | -     |
| 3 OR MORE . . . . .   | -     | \$20,000 TO \$24,999 . . . . .  | -     |
| BOTH AGE GROUPS . . . . .   | -     | \$25,000 TO \$29,999 . . . . .  | -     |
| 2 . . . . .   | -     | \$30,000 TO \$34,999 . . . . .  | -     |
| 3 OR MORE . . . . .   | -     | \$35,000 TO \$39,999 . . . . .  | -     |
| RENTER OCCUPIED . . . . .   | 2 700 | \$40,000 TO \$49,999 . . . . .  | -     |
| NO OWN CHILDREN UNDER 18 YEARS . . . . .                                    | 1 700 | \$50,000 TO \$59,999 . . . . .  | -     |
| WITH OWN CHILDREN UNDER 18 YEARS . . . . .                                  | 1 000 | \$60,000 TO \$74,999 . . . . .  | 200   |
| UNDER 6 YEARS ONLY . . . . .  | 300   | \$75,000 OR MORE . . . . .  | -     |
| 1 . . . . .   | -     | MEDIAN . . . . .  | ...   |
| 2 . . . . .   | 300   | VALUE-INCOME RATIO  |       |
| 3 OR MORE . . . . .   | -     | LESS THAN 1.5 . . . . .   | -     |
| 6 TO 17 YEARS ONLY . . . . .  | 300   | 1.5 TO 1.9 . . . . .  | 200   |
| 1 . . . . .   | -     | 2.0 TO 2.4 . . . . .  | -     |
| 2 . . . . .   | 200   | 2.5 TO 2.9 . . . . .  | -     |
| 3 OR MORE . . . . .   | 200   | 3.0 TO 3.9 . . . . .  | -     |
| BOTH AGE GROUPS . . . . .   | 300   | 4.0 OR MORE . . . . .   | -     |
| 2 . . . . .   | 200   | NOT COMPUTED . . . . .  | -     |
| 3 OR MORE . . . . .   | 200   | MORTGAGE INSURANCE  |       |
| YEARS OF SCHOOL COMPLETED BY HEAD   |       | UNITS WITH MORTGAGE OR SIMILAR DEBT . . . . .                               | 200   |
| OWNER OCCUPIED . . . . .  | 200   | INSURED BY FHA, VA, OR FARMERS HOME . . . . .                               | -     |
| NO SCHOOL YEARS COMPLETED . . . . .   | -     | ADMINISTRATION . . . . .  | -     |
| ELEMENTARY: LESS THAN 8 YEARS . . . . .                                     | -     | NOT INSURED OR INSURED BY PRIVATE . . . . .                                 | -     |
| 8 YEARS . . . . .   | -     | MORTGAGE INSURANCE <sup>3</sup> . . . . .                                   | 200   |
| HIGH SCHOOL: 1 TO 3 YEARS . . . . .   | -     | DON'T KNOW . . . . .  | -     |
| 4 YEARS . . . . .   | -     | NOT REPORTED . . . . .  | -     |
| COLLEGE: 1 TO 3 YEARS . . . . .   | -     | UNITS OWNED FREE AND CLEAR . . . . .  | -     |
| 4 YEARS OR MORE . . . . .   | 200   |   |       |
| MEDIAN . . . . .  | ...   |   |       |

<sup>1</sup>INCOME OF FAMILIES AND PRIMARY INDIVIDUALS IN 12 MONTHS PRECEDING DATE OF ENUMERATION; SEE TEXT.

<sup>2</sup>LIMITED TO 1-FAMILY HOMES ON LESS THAN 10 ACRES AND NO BUSINESS ON PROPERTY.

<sup>3</sup>DATA ARE NOT SEPARABLE.



TABLE B-3. SELECTED HOUSING CHARACTERISTICS OF NEW CONSTRUCTION UNITS: 1976--CONTINUED

(DATA BASED ON SAMPLE, SEE TEXT. RESTRICTED TO UNITS BUILT APRIL 1970 OR LATER. FOR MINIMUM BASE FOR DERIVED FIGURES (PERCENT, MEDIAN, ETC.) AND MEANING OF SYMBOLS, SEE TEXT)

| STANDARD METROPOLITAN STATISTICAL AREA<br>BALTIMORE, MD.<br>IN CENTRAL CITY | TOTAL | STANDARD METROPOLITAN STATISTICAL AREA<br>BALTIMORE, MD.<br>IN CENTRAL CITY | TOTAL |
|---|-------|---|-------|
| ALL OCCUPIED HOUSING UNITS--CONTINUED                                       |       | ALL OCCUPIED HOUSING UNITS--CONTINUED                                       |       |
| HOUSE HEATING FUEL  |       | COOKING FUEL  |       |
| UTILITY GAS . . . . .   | 1 900 | UTILITY GAS . . . . .   | 2 000 |
| BOTTLED, TANK, OR LP GAS. . . . .   | -     | BOTTLED, TANK, OR LP GAS. . . . .   | -     |
| FUEL OIL, KEROSENE, ETC. . . . .  | 1 000 | ELECTRICITY . . . . .   | 800   |
| ELECTRICITY . . . . .   | -     | FUEL OIL, KEROSENE, ETC. . . . .  | -     |
| COAL OR COKE. . . . .   | -     | COAL OR COKE. . . . .   | -     |
| WOOD. . . . .   | -     | WOOD. . . . .   | -     |
| OTHER FUEL. . . . .   | -     | OTHER FUEL. . . . .   | -     |
| NONE. . . . .   | -     | NONE. . . . .   | -     |

TABLE B-4. 1970 CHARACTERISTICS OF HOUSING UNITS REMOVED FROM THE INVENTORY: 1976

(DATA BASED ON SAMPLE, SEE TEXT. FOR MINIMUM BASE FOR DERIVED FIGURES (PERCENT, MEDIAN, ETC.) AND MEANING OF SYMBOLS, SEE TEXT)

| STANDARD METROPOLITAN STATISTICAL AREA<br>BALTIMORE, MD.<br>IN CENTRAL CITY | TOTAL  | STANDARD METROPOLITAN STATISTICAL AREA<br>BALTIMORE, MD.<br>IN CENTRAL CITY | TOTAL  |
|---|--------|---|--------|
| ALL HOUSING UNITS . . . . .   | 17 000 | ALL YEAR-ROUND HOUSING UNITS--CON.  |        |
| VACANT--SEASONAL AND MIGRATORY. . . . .                                     | -      | ROOMS--CONTINUED  |        |
| TENURE, RACE, AND VACANCY STATUS  |        | RENTER OCCUPIED . . . . .   | 12 700 |
| ALL YEAR-ROUND HOUSING UNITS. . . . .                                       | 17 000 | 1 AND 2 ROOMS . . . . .   | 1 400  |
| OCCUPIED. . . . .   | 14 300 | 3 ROOMS . . . . .   | 3 400  |
| OWNER OCCUPIED. . . . .   | 1 600  | 4 ROOMS . . . . .   | 2 400  |
| PERCENT OF ALL OCCUPIED . . . . .   | 11.1   | 5 ROOMS . . . . .   | 1 000  |
| WHITE . . . . .   | 500    | 6 ROOMS . . . . .   | 2 000  |
| BLACK . . . . .   | 1 100  | 7 ROOMS OR MORE . . . . .   | 2 500  |
| RENTER OCCUPIED . . . . .   | 12 700 | MEDIAN. . . . .   | 4.1    |
| WHITE . . . . .   | 2 600  | ALL OCCUPIED HOUSING UNITS. . . . .   | 14 300 |
| BLACK . . . . .   | 10 100 | PERSONS   |        |
| VACANT YEAR-ROUND . . . . .   | 2 700  | OWNER OCCUPIED. . . . .   | 1 600  |
| FOR SALE ONLY . . . . .   | -      | 1 PERSON. . . . .   | 300    |
| FOR RENT. . . . .   | 1 400  | 2 PERSONS . . . . .   | 800    |
| OTHER VACANT. . . . .   | 1 400  | 3 PERSONS . . . . .   | 300    |
| UNITS IN STRUCTURE  |        | 4 PERSONS . . . . .   | 100    |
| ALL YEAR-ROUND HOUSING UNITS. . . . .                                       | 17 000 | 5 PERSONS . . . . .   | -      |
| 1 . . . . .   | 9 100  | 6 PERSONS OR MORE . . . . .   | -      |
| 2 OR MORE . . . . .   | 7 900  | MEDIAN. . . . .   | ...    |
| MOBILE HOME OR TRAILER. . . . .   | -      | RENTER OCCUPIED . . . . .   | 12 700 |
| OWNER OCCUPIED. . . . .   | 1 600  | 1 PERSON. . . . .   | 4 800  |
| 1 . . . . .   | 1 400  | 2 PERSONS . . . . .   | 3 200  |
| 2 OR MORE . . . . .   | 200    | 3 PERSONS . . . . .   | 900    |
| MOBILE HOME OR TRAILER. . . . .   | -      | 4 PERSONS . . . . .   | 1 500  |
| RENTER OCCUPIED . . . . .   | 12 700 | 5 PERSONS . . . . .   | 300    |
| 1 . . . . .   | 6 400  | 6 PERSONS OR MORE . . . . .   | 2 000  |
| 2 OR MORE . . . . .   | 6 300  | MEDIAN. . . . .   | 2.0    |
| MOBILE HOME OR TRAILER. . . . .   | -      | PERSONS PER ROOM  |        |
| PLUMBING FACILITIES   |        | OWNER OCCUPIED. . . . .   | 1 600  |
| ALL YEAR-ROUND HOUSING UNITS. . . . .                                       | 17 000 | 0.50 OR LESS. . . . .   | 1 300  |
| WITH ALL PLUMBING FACILITIES. . . . .                                       | 15 600 | 0.51 TO 1.00. . . . .   | 300    |
| LACKING SOME OR ALL PLUMBING FACILITIES . . . . .                           | 1 400  | 1.01 TO 1.50. . . . .   | -      |
| OWNER OCCUPIED. . . . .   | 1 600  | 1.51 OR MORE. . . . .   | -      |
| WITH ALL PLUMBING FACILITIES. . . . .                                       | 1 600  | RENTER OCCUPIED . . . . .   | 12 700 |
| LACKING SOME OR ALL PLUMBING FACILITIES . . . . .                           | -      | 0.50 OR LESS. . . . .   | 6 500  |
| RENTER OCCUPIED . . . . .   | 12 700 | 0.51 TO 1.00. . . . .   | 4 900  |
| WITH ALL PLUMBING FACILITIES. . . . .                                       | 11 600 | 1.01 TO 1.50. . . . .   | 1 300  |
| LACKING SOME OR ALL PLUMBING FACILITIES . . . . .                           | 1 100  | 1.51 OR MORE. . . . .   | -      |
| COMPLETE KITCHEN FACILITIES   |        | HOUSEHOLD COMPOSITION BY AGE OF HEAD  |        |
| ALL YEAR-ROUND HOUSING UNITS. . . . .                                       | 17 000 | OWNER OCCUPIED. . . . .   | 1 600  |
| FOR EXCLUSIVE USE OF HOUSEHOLD. . . . .                                     | 15 200 | 2-OR-MORE-PERSON HOUSEHOLDS . . . . .                                       | 1 300  |
| ALSO USED BY ANOTHER HOUSEHOLD. . . . .                                     | 200    | MALE HEAD, WIFE PRESENT, NO NONRELATIVES. . . . .                           | 800    |
| NO COMPLETE KITCHEN FACILITIES. . . . .                                     | 1 600  | UNDER 25 YEARS. . . . .   | -      |
| OWNER OCCUPIED. . . . .   | 1 600  | 25 TO 29 YEARS. . . . .   | -      |
| FOR EXCLUSIVE USE OF HOUSEHOLD. . . . .                                     | 1 600  | 30 TO 44 YEARS. . . . .   | -      |
| ALSO USED BY ANOTHER HOUSEHOLD. . . . .                                     | -      | 45 TO 64 YEARS. . . . .   | 500    |
| NO COMPLETE KITCHEN FACILITIES. . . . .                                     | -      | 65 YEARS AND OVER . . . . .   | 300    |
| RENTER OCCUPIED . . . . .   | 12 700 | OTHER MALE HEAD . . . . .   | 200    |
| FOR EXCLUSIVE USE OF HOUSEHOLD. . . . .                                     | 11 500 | UNDER 65 YEARS. . . . .   | -      |
| ALSO USED BY ANOTHER HOUSEHOLD. . . . .                                     | 200    | 65 YEARS AND OVER . . . . .   | 200    |
| NO COMPLETE KITCHEN FACILITIES. . . . .                                     | 1 000  | FEMALE HEAD . . . . .   | 300    |
| ROOMS   |        | UNDER 65 YEARS. . . . .   | -      |
| ALL YEAR-ROUND HOUSING UNITS. . . . .                                       | 17 000 | 65 YEARS AND OVER . . . . .   | 300    |
| 1 AND 2 ROOMS . . . . .   | 1 900  | 1-PERSON HOUSEHOLDS . . . . .   | 300    |
| 3 ROOMS . . . . .   | 4 300  | UNDER 65 YEARS. . . . .   | -      |
| 4 ROOMS . . . . .   | 3 100  | 65 YEARS AND OVER . . . . .   | 300    |
| 5 ROOMS . . . . .   | 1 500  | RENTER OCCUPIED . . . . .   | 12 700 |
| 6 ROOMS . . . . .   | 2 800  | 2-OR-MORE-PERSON HOUSEHOLDS . . . . .                                       | 7 900  |
| 7 ROOMS OR MORE . . . . .   | 3 300  | MALE HEAD, WIFE PRESENT, NO NONRELATIVES. . . . .                           | 3 200  |
| MEDIAN. . . . .   | 4.2    | UNDER 25 YEARS. . . . .   | 400    |
| OWNER OCCUPIED. . . . .   | 1 600  | 25 TO 29 YEARS. . . . .   | 500    |
| 1 AND 2 ROOMS . . . . .   | -      | 30 TO 44 YEARS. . . . .   | 1 000  |
| 3 ROOMS . . . . .   | 200    | 45 TO 64 YEARS. . . . .   | 1 100  |
| 4 ROOMS . . . . .   | 200    | 65 YEARS AND OVER . . . . .   | 200    |
| 5 ROOMS . . . . .   | 300    | OTHER MALE HEAD . . . . .   | 1 300  |
| 6 ROOMS . . . . .   | 300    | UNDER 65 YEARS. . . . .   | 1 000  |
| 7 ROOMS OR MORE . . . . .   | 700    | 65 YEARS AND OVER . . . . .   | 300    |
| MEDIAN. . . . .   | ...    | FEMALE HEAD . . . . .   | 3 400  |
|   |        | UNDER 65 YEARS. . . . .   | 2 900  |
|   |        | 65 YEARS AND OVER . . . . .   | 500    |
|   |        | 1-PERSON HOUSEHOLDS . . . . .   | 4 800  |
|   |        | UNDER 65 YEARS. . . . .   | 3 300  |
|   |        | 65 YEARS AND OVER . . . . .   | 1 500  |

TABLE B-4. 1970 CHARACTERISTICS OF HOUSING UNITS REMOVED FROM THE INVENTORY: 1976--CONTINUED

(DATA BASED ON SAMPLE, SEE TEXT. FOR MINIMUM BASE FOR DERIVED FIGURES (PERCENT, MEDIAN, ETC.) AND MEANING OF SYMBOLS, SEE TEXT)

| STANDARD METROPOLITAN STATISTICAL AREA<br>BALTIMORE, MD.<br>IN CENTRAL CITY | TOTAL | STANDARD METROPOLITAN STATISTICAL AREA<br>BALTIMORE, MD.<br>IN CENTRAL CITY | TOTAL  |
|---|-------|---|--------|
| ALL OCCUPIED HOUSING UNITS--CONTINUED                                       |       | ALL OCCUPIED HOUSING UNITS--CONTINUED                                       |        |
| VALUE   |       | CONTRACT RENT   |        |
| SPECIFIED OWNER OCCUPIED <sup>1</sup>                                       |       | SPECIFIED RENTER OCCUPIED <sup>2</sup>                                      | 12 400 |
| LESS THAN \$10,000 . . . . .  | 1 100 | LESS THAN \$40 . . . . .  | 1 100  |
| \$10,000 TO \$14,999 . . . . .  | 600   | \$40 TO \$59 . . . . .  | 4 400  |
| \$15,000 TO \$19,999 . . . . .  | 200   | \$60 TO \$79 . . . . .  | 2 600  |
| \$20,000 TO \$24,999 . . . . .  | 300   | \$80 TO \$99 . . . . .  | 2 300  |
| \$25,000 OR MORE . . . . .  | -     | \$100 TO \$149 . . . . .  | 1 700  |
| MEDIAN . . . . .  | ...   | \$150 OR MORE . . . . .   | -      |
|   |       | NO CASH RENT . . . . .  | 300    |
|   |       | MEDIAN . . . . .  | 64     |

<sup>1</sup>LIMITED TO 1-FAMILY HOMES ON LESS THAN 10 ACRES AND NO BUSINESS ON PROPERTY.<sup>2</sup>EXCLUDES 1-FAMILY HOMES ON 10 ACRES OR MORE.

TABLE B-5. CHARACTERISTICS OF OWNER AND RENTER OCCUPIED HOUSING UNITS WITH BLACK HOUSEHOLD HEAD: 1976 AND 1970

(DATA BASED ON SAMPLE, SEE TEXT, FOR MINIMUM BASE FOR DERIVED FIGURES (PERCENT, MEDIAN, ETC.) AND MEANING OF SYMBOLS, SEE TEXT)

| STANDARD METROPOLITAN STATISTICAL AREA<br>BALTIMORE, MD.<br>IN CENTRAL CITY | TOTAL   |         | STANDARD METROPOLITAN STATISTICAL AREA<br>BALTIMORE, MD.<br>IN CENTRAL CITY | TOTAL   |         |
|---|---------|---------|---|---------|---------|
|   | 1976    | 1970    |   | 1976    | 1970    |
| ALL OCCUPIED HOUSING UNITS . . .  | 121 900 | 114 000 | ALL OCCUPIED HOUSING UNITS--CON.  |         |         |
| TENURE  |         |         | ROOMS   |         |         |
| OWNER OCCUPIED . . . . .  | 39 600  | 34 200  | OWNER OCCUPIED . . . . .  | 39 600  | 34 200  |
| PERCENT OF ALL OCCUPIED. . . . .  | 32.5    | 30.0    | 1 ROOM . . . . .  | -       | 100     |
| RENTER OCCUPIED. . . . .  | 82 200  | 79 800  | 2 ROOMS. . . . .  | -       | 100     |
| UNITS IN STRUCTURE  |         |         | 3 ROOMS. . . . .  | 500     | 800     |
| OWNER OCCUPIED . . . . .  | 39 600  | 34 200  | 4 ROOMS. . . . .  | 800     | 1 400   |
| 1, DETACHED. . . . .  | 5 700   | 5 400   | 5 ROOMS. . . . .  | 3 100   | 3 000   |
| 1, ATTACHED. . . . .  | 32 600  | 25 700  | 6 ROOMS. . . . .  | 22 800  | 17 900  |
| 2 TO 4 . . . . .  | 1 400   | 2 800   | 7 ROOMS OR MORE. . . . .  | 12 500  | 11 000  |
| 5 OR MORE. . . . .  | -       | 300     | MEDIAN . . . . .  | 6.2     | 6.2     |
| MOBILE HOME OR TRAILER . . . . .  | -       | 100     | RENTER OCCUPIED. . . . .  | 82 200  | 79 800  |
| RENTER OCCUPIED. . . . .  | 82 200  | 79 800  | 1 ROOM . . . . .  | 200     | 700     |
| 1, DETACHED. . . . .  | 300     | 3 600   | 2 ROOMS. . . . .  | 3 200   | 2 600   |
| 1, ATTACHED. . . . .  | 38 100  | 36 200  | 3 ROOMS. . . . .  | 16 900  | 16 300  |
| 2 TO 4 . . . . .  | 23 600  | 23 200  | 4 ROOMS. . . . .  | 21 500  | 20 600  |
| 5 TO 9 . . . . .  | 8 800   | 7 100   | 5 ROOMS. . . . .  | 13 300  | 11 700  |
| 10 TO 19 . . . . .  | 6 600   | 4 700   | 6 ROOMS. . . . .  | 20 700  | 19 200  |
| 20 TO 49 . . . . .  | 1 600   | 1 400   | 7 ROOMS OR MORE. . . . .  | 6 400   | 8 700   |
| 50 OR MORE . . . . .  | 2 900   | 3 500   | MEDIAN . . . . .  | 4.5     | 4.5     |
| MOBILE HOME OR TRAILER . . . . .  | -       | 100     | BEDROOMS  |         |         |
| YEAR STRUCTURE BUILT  |         |         | OWNER OCCUPIED . . . . .  | 39 600  | 34 200  |
| OWNER OCCUPIED . . . . .  | 39 600  | 34 200  | NONE AND 1 . . . . .  | 800     | 1 700   |
| APRIL 1970 OR LATER. . . . .  | -       | NA      | 2. . . . .  | 4 100   | 4 300   |
| 1965 TO MARCH 1970 . . . . .  | 300     | 100     | 3. . . . .  | 27 300  | 21 000  |
| 1960 TO 1964 . . . . .  | 1 000   | 400     | 4 OR MORE. . . . .  | 7 400   | 7 400   |
| 1950 TO 1959 . . . . .  | 5 100   | 5 300   | RENTER OCCUPIED. . . . .  | 82 200  | 79 800  |
| 1940 TO 1949 . . . . .  | 7 000   | 7 200   | NONE . . . . .  | 200     | 800     |
| 1939 OR EARLIER. . . . .  | 26 300  | 21 100  | 1. . . . .  | 21 200  | 21 700  |
| RENTER OCCUPIED. . . . .  | 82 200  | 79 800  | 2. . . . .  | 29 500  | 26 500  |
| APRIL 1970 OR LATER. . . . .  | 1 400   | NA      | 3. . . . .  | 25 200  | 22 900  |
| 1965 TO MARCH 1970 . . . . .  | 3 800   | 4 400   | 4 OR MORE. . . . .  | 6 200   | 7 900   |
| 1960 TO 1964 . . . . .  | 5 800   | 3 300   | PERSONS   |         |         |
| 1950 TO 1959 . . . . .  | 7 000   | 7 500   | OWNER OCCUPIED . . . . .  | 39 600  | 34 200  |
| 1940 TO 1949 . . . . .  | 5 600   | 11 800  | 1 PERSON . . . . .  | 5 600   | 3 300   |
| 1939 OR EARLIER. . . . .  | 58 600  | 52 800  | 2 PERSONS. . . . .  | 8 700   | 7 700   |
| RENTER OCCUPIED. . . . .  | 82 200  | 79 800  | 3 PERSONS. . . . .  | 7 800   | 6 200   |
| APRIL 1970 OR LATER. . . . .  | 1 400   | NA      | 4 PERSONS. . . . .  | 6 900   | 5 500   |
| 1965 TO MARCH 1970 . . . . .  | 3 800   | 4 400   | 5 PERSONS. . . . .  | 4 600   | 3 900   |
| 1960 TO 1964 . . . . .  | 5 800   | 3 300   | 6 PERSONS. . . . .  | 3 000   | 3 300   |
| 1950 TO 1959 . . . . .  | 7 000   | 7 500   | 7 PERSONS OR MORE. . . . .  | 2 900   | 4 400   |
| 1940 TO 1949 . . . . .  | 5 600   | 11 800  | MEDIAN . . . . .  | 3.2     | 3.5     |
| 1939 OR EARLIER. . . . .  | 58 600  | 52 800  | RENTER OCCUPIED. . . . .  | 82 200  | 79 800  |
| PLUMBING FACILITIES   |         |         | 1 PERSON . . . . .  | 18 300  | 16 800  |
| OWNER OCCUPIED . . . . .  | 39 600  | 34 200  | 2 PERSONS. . . . .  | 22 400  | 17 200  |
| WITH ALL PLUMBING FACILITIES . . . . .                                      | 39 600  | 33 900  | 3 PERSONS. . . . .  | 14 800  | 13 100  |
| LACKING SOME OR ALL PLUMBING . . . . .                                      | -       | 300     | 4 PERSONS. . . . .  | 11 200  | 10 200  |
| FACILITIES. . . . .   | -       | 300     | 5 PERSONS. . . . .  | 6 100   | 37 500  |
| RENTER OCCUPIED. . . . .  | 82 200  | 79 800  | 6 PERSONS. . . . .  | 3 700   | 5 500   |
| WITH ALL PLUMBING FACILITIES . . . . .                                      | 81 900  | 78 800  | 7 PERSONS OR MORE. . . . .  | 5 700   | 9 400   |
| LACKING SOME OR ALL PLUMBING . . . . .                                      | 300     | 1 000   | MEDIAN . . . . .  | 2.5     | 3.0     |
| FACILITIES. . . . .   | 300     | 1 000   | PERSONS PER ROOM  |         |         |
| COMPLETE BATHROOMS  |         |         | OWNER OCCUPIED . . . . .  | 39 600  | 34 200  |
| OWNER OCCUPIED . . . . .  | 39 600  | 34 200  | 0.50 OR LESS . . . . .  | 22 200  | 16 900  |
| 1 . . . . .   | 16 100  | 26 300  | 0.51 TO 1.00 . . . . .  | 15 500  | 14 200  |
| 1 AND ONE-HALF . . . . .  | 14 300  | -       | 1.01 TO 1.50 . . . . .  | 1 600   | 2 700   |
| 2 OR MORE. . . . .  | 9 300   | 7 500   | 1.51 OR MORE . . . . .  | 300     | 400     |
| ALSO USED BY ANOTHER HOUSEHOLD . . . . .                                    | -       | 500     | RENTER OCCUPIED. . . . .  | 82 200  | 79 800  |
| NONE . . . . .  | -       | -       | 0.50 OR LESS . . . . .  | 39 400  | 32 400  |
| RENTER OCCUPIED. . . . .  | 82 200  | 79 800  | 0.51 TO 1.00 . . . . .  | 34 600  | 34 800  |
| 1 . . . . .   | 69 800  | 73 500  | 1.01 TO 1.50 . . . . .  | 7 500   | 10 100  |
| 1 AND ONE-HALF . . . . .  | 6 700   | -       | 1.51 OR MORE . . . . .  | 600     | 2 500   |
| 2 OR MORE. . . . .  | 5 100   | 4 400   | WITH ALL PLUMBING FACILITIES . . . . .                                      | 121 500 | 112 800 |
| ALSO USED BY ANOTHER HOUSEHOLD . . . . .                                    | -       | 2 100   | OWNER OCCUPIED . . . . .  | 39 600  | 33 900  |
| NONE . . . . .  | 600     | -       | 1.00 OR LESS . . . . .  | 37 700  | 30 900  |
| COMPLETE KITCHEN FACILITIES   |         |         | 1.01 TO 1.50 . . . . .  | 1 600   | 2 700   |
| OWNER OCCUPIED . . . . .  | 39 600  | 34 200  | 1.51 OR MORE . . . . .  | 300     | 400     |
| FOR EXCLUSIVE USE OF HOUSEHOLD . . . . .                                    | 39 600  | 34 100  | RENTER OCCUPIED. . . . .  | 81 900  | 78 800  |
| ALSO USED BY ANOTHER HOUSEHOLD . . . . .                                    | -       | 100     | 1.00 OR LESS . . . . .  | 73 700  | 66 400  |
| NO COMPLETE KITCHEN FACILITIES . . . . .                                    | -       | -       | 1.01 TO 1.50 . . . . .  | 7 500   | 10 000  |
| RENTER OCCUPIED. . . . .  | 82 200  | 79 800  | 1.51 OR MORE . . . . .  | 600     | 2 400   |
| FOR EXCLUSIVE USE OF HOUSEHOLD . . . . .                                    | 81 300  | 78 700  |   |         |         |
| ALSO USED BY ANOTHER HOUSEHOLD . . . . .                                    | -       | 1 100   |   |         |         |
| NO COMPLETE KITCHEN FACILITIES . . . . .                                    | 1 000   | -       |   |         |         |

TABLE B-5. CHARACTERISTICS OF OWNER AND RENTER OCCUPIED HOUSING UNITS WITH BLACK HOUSEHOLD HEAD: 1976 AND 1970--CONTINUED  
 (DATA BASED ON SAMPLE, SEE TEXT. FOR MINIMUM BASE FOR DERIVED FIGURES (PERCENT, MEDIAN, ETC.) AND MEANING OF SYMBOLS, SEE TEXT)

| STANDARD METROPOLITAN STATISTICAL AREA<br>BALTIMORE, MD.<br>IN CENTRAL CITY | TOTAL  |        | STANDARD METROPOLITAN STATISTICAL AREA<br>BALTIMORE, MD.<br>IN CENTRAL CITY | TOTAL  |        |
|---|--------|--------|---|--------|--------|
|   | 1976   | 1970   |   | 1976   | 1970   |
| ALL OCCUPIED HOUSING UNITS--CON.  |        |        | ALL OCCUPIED HOUSING UNITS--CON.  |        |        |
| HOUSEHOLD COMPOSITION BY AGE OF HEAD  |        |        | PRESENCE OF SUBFAMILIES   |        |        |
| OWNER OCCUPIED . . . . .  | 39 600 | 34 200 | OWNER OCCUPIED . . . . .  | 39 600 | NA     |
| 2-OR-MORE-PERSON HOUSEHOLDS . . . . .                                       | 34 100 | 31 000 | NO SUBFAMILIES . . . . .  | 38 500 | NA     |
| MALE HEAD, WIFE PRESENT, NO NONRELATIVES . . . . .                          | 21 800 | 23 100 | WITH 1 SUBFAMILY . . . . .  | 1 100  | NA     |
| UNDER 25 YEARS . . . . .  | 200    | 300    | SUBFAMILY HEAD UNDER 30 YEARS . . . . .                                     | 500    | NA     |
| 25 TO 29 YEARS . . . . .  | 1 100  | 1 000  | SUBFAMILY HEAD 30 TO 64 YEARS . . . . .                                     | 500    | NA     |
| 30 TO 34 YEARS . . . . .  | 1 500  | 1 600  | SUBFAMILY HEAD 65 YEARS AND OVER . . . . .                                  | 200    | NA     |
| 35 TO 44 YEARS . . . . .  | 3 500  | 5 900  | WITH 2 SUBFAMILIES OR MORE . . . . .  | -      | NA     |
| 45 TO 64 YEARS . . . . .  | 11 700 | 11 600 | RENTER OCCUPIED . . . . .   | 82 200 | NA     |
| 65 YEARS AND OVER . . . . .   | 3 800  | 2 700  | NO SUBFAMILIES . . . . .  | 80 800 | NA     |
| OTHER MALE HEAD . . . . .   | 3 600  | 2 100  | WITH 1 SUBFAMILY . . . . .  | 1 400  | NA     |
| UNDER 65 YEARS . . . . .  | 2 300  | 1 800  | SUBFAMILY HEAD UNDER 30 YEARS . . . . .                                     | 600    | NA     |
| 65 YEARS AND OVER . . . . .   | 1 300  | 300    | SUBFAMILY HEAD 30 TO 64 YEARS . . . . .                                     | 600    | NA     |
| FEMALE HEAD . . . . .   | 8 700  | 5 700  | SUBFAMILY HEAD 65 YEARS AND OVER . . . . .                                  | 200    | NA     |
| UNDER 65 YEARS . . . . .  | 7 400  | 4 600  | WITH 2 SUBFAMILIES OR MORE . . . . .  | -      | NA     |
| 65 YEARS AND OVER . . . . .   | 1 300  | 1 100  | PRESENCE OF OTHER RELATIVES OR NONRELATIVES                                 |        |        |
| 1-PERSON HOUSEHOLDS . . . . .   | 5 600  | 3 300  | OWNER OCCUPIED . . . . .  | 39 600 | NA     |
| UNDER 65 YEARS . . . . .  | 3 500  | 2 100  | NO OTHER RELATIVES OR NONRELATIVES . . . . .                                | 25 500 | NA     |
| 65 YEARS AND OVER . . . . .   | 2 000  | 1 200  | WITH OTHER RELATIVES AND NONRELATIVES . . . . .                             | 800    | NA     |
| RENTER OCCUPIED . . . . .   | 82 200 | 79 800 | WITH OTHER RELATIVES, NO NONRELATIVES . . . . .                             | 10 300 | NA     |
| 2-OR-MORE-PERSON HOUSEHOLDS . . . . .                                       | 63 900 | 63 000 | WITH NONRELATIVES, NO OTHER RELATIVES . . . . .                             | 3 100  | NA     |
| MALE HEAD, WIFE PRESENT, NO NONRELATIVES . . . . .                          | 24 400 | 32 500 | RENTER OCCUPIED . . . . .   | 82 200 | NA     |
| UNDER 25 YEARS . . . . .  | 1 500  | 4 000  | NO OTHER RELATIVES OR NONRELATIVES . . . . .                                | 58 300 | NA     |
| 25 TO 29 YEARS . . . . .  | 4 100  | 5 300  | WITH OTHER RELATIVES AND NONRELATIVES . . . . .                             | 1 300  | NA     |
| 30 TO 34 YEARS . . . . .  | 3 200  | 4 200  | WITH OTHER RELATIVES, NO NONRELATIVES . . . . .                             | 16 600 | NA     |
| 35 TO 44 YEARS . . . . .  | 6 000  | 7 300  | WITH NONRELATIVES, NO OTHER RELATIVES . . . . .                             | 6 000  | NA     |
| 45 TO 64 YEARS . . . . .  | 7 200  | 9 200  | YEARS OF SCHOOL COMPLETED BY HEAD   |        |        |
| 65 YEARS AND OVER . . . . .   | 2 500  | 2 500  | OWNER OCCUPIED . . . . .  | 39 600 | NA     |
| OTHER MALE HEAD . . . . .   | 5 900  | 5 300  | NO SCHOOL YEARS COMPLETED . . . . .   | 400    | NA     |
| UNDER 65 YEARS . . . . .  | 5 400  | 4 600  | ELEMENTARY: LESS THAN 8 YEARS . . . . .                                     | 7 100  | NA     |
| 65 YEARS AND OVER . . . . .   | 500    | 700    | 8 YEARS . . . . .   | 4 300  | NA     |
| FEMALE HEAD . . . . .   | 33 600 | 25 200 | HIGH SCHOOL: 1 TO 3 YEARS . . . . .   | 10 300 | NA     |
| UNDER 65 YEARS . . . . .  | 31 800 | 23 600 | 4 YEARS . . . . .   | 10 600 | NA     |
| 65 YEARS AND OVER . . . . .   | 1 800  | 1 600  | COLLEGE: 1 TO 3 YEARS . . . . .   | 3 400  | NA     |
| 1-PERSON HOUSEHOLDS . . . . .   | 18 300 | 16 800 | 4 YEARS OR MORE . . . . .   | 3 500  | NA     |
| UNDER 65 YEARS . . . . .  | 15 300 | 13 000 | MEDIAN . . . . .  | 11.5   | NA     |
| 65 YEARS AND OVER . . . . .   | 3 000  | 3 800  | RENTER OCCUPIED . . . . .   | 82 200 | NA     |
| PERSONS 65 YEARS OLD AND OVER   |        |        | NO SCHOOL YEARS COMPLETED . . . . .   | 1 000  | NA     |
| OWNER OCCUPIED . . . . .  | 39 600 | 34 200 | ELEMENTARY: LESS THAN 8 YEARS . . . . .                                     | 14 700 | NA     |
| NONE . . . . .  | 28 200 | 26 400 | 8 YEARS . . . . .   | 6 500  | NA     |
| 1 PERSON . . . . .  | 8 300  | 5 800  | HIGH SCHOOL: 1 TO 3 YEARS . . . . .   | 24 600 | NA     |
| 2 PERSONS OR MORE . . . . .   | 3 100  | 2 100  | 4 YEARS . . . . .   | 24 500 | NA     |
| RENTER OCCUPIED . . . . .   | 82 200 | 79 800 | COLLEGE: 1 TO 3 YEARS . . . . .   | 7 100  | NA     |
| NONE . . . . .  | 71 900 | 68 700 | 4 YEARS OR MORE . . . . .   | 3 800  | NA     |
| 1 PERSON . . . . .  | 8 500  | 9 100  | MEDIAN . . . . .  | 11.4   | NA     |
| 2 PERSONS OR MORE . . . . .   | 1 700  | 2 000  | YEAR HEAD MOVED INTO UNIT   |        |        |
| OWN CHILDREN UNDER 18 YEARS OLD BY AGE GROUP                                |        |        | OWNER OCCUPIED . . . . .  | 39 600 | 34 200 |
| OWNER OCCUPIED . . . . .  | 39 600 | 34 200 | 1975 OR LATER . . . . .   | 3 000  | NA     |
| NO OWN CHILDREN UNDER 18 YEARS . . . . .                                    | 24 300 | 19 100 | MOVED IN WITHIN PAST 12 MONTHS . . . . .                                    | 1 600  | NA     |
| WITH OWN CHILDREN UNDER 18 YEARS . . . . .                                  | 15 300 | 15 100 | APRIL 1970 TO 1974 . . . . .  | 6 100  | NA     |
| UNDER 6 YEARS ONLY . . . . .  | 700    | 1 500  | 1965 TO MARCH 1970 . . . . .  | 8 900  | 9 100  |
| 1 . . . . .   | 300    | 900    | 1960 TO 1964 . . . . .  | 6 600  | 6 800  |
| 2 . . . . .   | 300    | 500    | 1950 TO 1959 . . . . .  | 12 200 | 12 800 |
| 3 OR MORE . . . . .   | -      | 100    | 1949 OR EARLIER . . . . .   | 3 000  | 5 400  |
| 6 TO 17 YEARS ONLY . . . . .  | 12 500 | 10 100 | RENTER OCCUPIED . . . . .   | 82 200 | 79 800 |
| 1 . . . . .   | 5 800  | 4 100  | 1975 OR LATER . . . . .   | 26 900 | NA     |
| 2 . . . . .   | 2 900  | 2 700  | MOVED IN WITHIN PAST 12 MONTHS . . . . .                                    | 19 900 | NA     |
| 3 OR MORE . . . . .   | 3 700  | 3 200  | APRIL 1970 TO 1974 . . . . .  | 28 500 | NA     |
| BOTH AGE GROUPS . . . . .   | 2 200  | 3 500  | 1965 TO MARCH 1970 . . . . .  | 15 900 | 54 700 |
| 1 . . . . .   | 800    | 900    | 1960 TO 1964 . . . . .  | 6 700  | 13 600 |
| 2 . . . . .   | 1 400  | 2 600  | 1950 TO 1959 . . . . .  | 3 300  | 7 800  |
| 3 OR MORE . . . . .   | -      | -      | 1949 OR EARLIER . . . . .   | 800    | 3 700  |
| RENTER OCCUPIED . . . . .   | 82 200 | 79 800 | HEAD'S PRINCIPAL MEANS OF TRANSPORTATION TO WORK <sup>1</sup>               |        |        |
| NO OWN CHILDREN UNDER 18 YEARS . . . . .                                    | 45 200 | 40 600 | OWNER OCCUPIED . . . . .  | 26 800 | NA     |
| WITH OWN CHILDREN UNDER 18 YEARS . . . . .                                  | 37 000 | 39 200 | DRIVES SELF . . . . .   | 14 900 | NA     |
| UNDER 6 YEARS ONLY . . . . .  | 6 900  | 9 200  | CARPPOOL . . . . .  | 5 500  | NA     |
| 1 . . . . .   | 4 900  | 5 000  | MASS TRANSPORTATION . . . . .   | 5 300  | NA     |
| 2 . . . . .   | 1 400  | 2 900  | BICYCLE OR MOTORCYCLE . . . . .   | -      | NA     |
| 3 OR MORE . . . . .   | 500    | 1 300  | TAXICAB . . . . .   | 200    | NA     |
| 6 TO 17 YEARS ONLY . . . . .  | 22 000 | 18 300 | WALKS ONLY . . . . .  | 1 000  | NA     |
| 1 . . . . .   | 9 300  | 6 500  | OTHER MEANS . . . . .   | -      | NA     |
| 2 . . . . .   | 4 700  | 7 400  | WORKS AT HOME . . . . .   | -      | NA     |
| 3 OR MORE . . . . .   | 8 000  | 4 400  | NOT REPORTED . . . . .  | -      | NA     |
| BOTH AGE GROUPS . . . . .   | 8 100  | 11 800 |   |        |        |
| 1 . . . . .   | 4 400  | 2 100  |   |        |        |
| 2 . . . . .   | 4 400  | 9 700  |   |        |        |
| 3 OR MORE . . . . .   | 3 700  | 9 700  |   |        |        |

<sup>1</sup>LIMITED TO HEADS WHO REPORTED HAVING A JOB THE WEEK PRIOR TO ENUMERATION.



TABLE B-5. CHARACTERISTICS OF OWNER AND RENTER OCCUPIED HOUSING UNITS WITH BLACK HOUSEHOLD HEAD: 1976 AND 1970--CONTINUED  
(DATA BASED ON SAMPLE, SEE TEXT. FOR MINIMUM BASE FOR DERIVED FIGURES (PERCENT, MEDIAN, ETC.) AND MEANING OF SYMBOLS, SEE TEXT)

| STANDARD METROPOLITAN STATISTICAL AREA<br>BALTIMORE, MD.<br>IN CENTRAL CITY  | TOTAL  |        | STANDARD METROPOLITAN STATISTICAL AREA<br>BALTIMORE, MD.<br>IN CENTRAL CITY | TOTAL   |         |
|--|--------|--------|---|---------|---------|
|  | 1976   | 1970   |   | 1976    | 1970    |
| ALL OCCUPIED HOUSING UNITS--CON.   |        |        | ALL OCCUPIED HOUSING UNITS--CON.  |         |         |
| HEAD'S PRINCIPAL MEANS OF<br>TRANSPORTATION TO WORK <sup>1</sup> --CONTINUED |        |        | AIR CONDITIONING  |         |         |
| RENTER OCCUPIED.   | 45 000 | NA     | ROOM UNIT(S)  | 37 700  | 16 000  |
| DRIVES SELF.   | 15 800 | NA     | CENTRAL SYSTEM  | 13 300  | 4 700   |
| CARPPOOL   | 8 800  | NA     | NONE  | 70 800  | 93 300  |
| MASS TRANSPORTATION  | 16 300 | NA     |   |         |         |
| BICYCLE OR MOTORCYCLE  | 300    | NA     | ELEVATOR IN STRUCTURE   |         |         |
| TAXICAB  | 1 200  | NA     | 4 FLOORS OR MORE  | 5 100   | 4 500   |
| WALKS ONLY   | 2 100  | NA     | WITH ELEVATOR   | 3 600   | 3 200   |
| OTHER MEANS  | -      | NA     | WALK-UP   | 1 400   | 1 300   |
| WORKS AT HOME  | 300    | NA     | 1 TO 3 FLOORS   | 116 800 | 109 500 |
| NOT REPORTED   | 200    | NA     |   |         |         |
| DISTANCE FROM HOME TO WORK <sup>1</sup>                                      |        |        | BASEMENT  |         |         |
| OWNER OCCUPIED   | 26 800 | NA     | WITH BASEMENT   | 106 400 | 104 100 |
| LESS THAN 1 MILE   | 1 700  | NA     | NO BASEMENT   | 15 500  | 10 000  |
| 1 TO 4 MILES   | 7 300  | NA     |   |         |         |
| 5 TO 9 MILES   | 7 300  | NA     | SOURCE OF WATER   |         |         |
| 10 TO 29 MILES   | 7 200  | NA     | PUBLIC SYSTEM OR PRIVATE COMPANY  | 121 900 | 113 800 |
| 30 TO 49 MILES   | 500    | NA     | INDIVIDUAL WELL   | -       | 100     |
| 50 MILES OR MORE   | 200    | NA     | DRILLED   | -       | NA      |
| WORKS AT HOME  | -      | NA     | DUG   | -       | NA      |
| NO FIXED PLACE OF WORK   | 1 800  | NA     | NOT REPORTED  | -       | NA      |
| NOT REPORTED   | 1 000  | NA     | OTHER   | -       | 200     |
| MEDIAN   | 7.1    | NA     |   |         |         |
| RENTER OCCUPIED.   | 45 000 | NA     | SEWAGE DISPOSAL   |         |         |
| LESS THAN 1 MILE   | 2 900  | NA     | PUBLIC SEWER  | 121 900 | 112 000 |
| 1 TO 4 MILES   | 15 700 | NA     | SEPTIC TANK OR CESSPOOL   | -       | 800     |
| 5 TO 9 MILES   | 11 800 | NA     | OTHER   | -       | 1 300   |
| 10 TO 29 MILES   | 9 200  | NA     |   |         |         |
| 30 TO 49 MILES   | 600    | NA     | TELEPHONE AVAILABLE   |         |         |
| 50 MILES OR MORE   | 500    | NA     | YES   | 99 400  | 82 900  |
| WORKS AT HOME  | 300    | NA     | NO  | 22 400  | 31 100  |
| NO FIXED PLACE OF WORK   | 3 200  | NA     |   |         |         |
| NOT REPORTED   | 800    | NA     | AUTOMOBILES AND TRUCKS AVAILABLE  |         |         |
| MEDIAN   | 5.8    | NA     | AUTOMOBILES:  |         |         |
| TRAVEL TIME FROM HOME TO WORK <sup>1</sup>                                   |        |        | 1.  | 45 500  | 39 700  |
| OWNER OCCUPIED   | 26 800 | NA     | 2.  | 15 400  | 10 200  |
| LESS THAN 15 MINUTES   | 4 400  | NA     | 3 OR MORE   | 2 000   | 1 000   |
| 15 TO 29 MINUTES   | 10 000 | NA     | NONE  | 59 000  | 63 100  |
| 30 TO 44 MINUTES   | 5 700  | NA     | TRUCKS:   |         |         |
| 45 TO 59 MINUTES   | 2 200  | NA     | 1.  | 3 300   | NA      |
| 1 HOUR TO 1 HOUR AND 29 MINUTES  | 2 400  | NA     | 2 OR MORE   | -       | NA      |
| 1 HOUR AND 30 MINUTES OR MORE  | 200    | NA     | NONE  | 118 500 | NA      |
| WORKS AT HOME  | -      | NA     |   |         |         |
| NO FIXED PLACE OF WORK   | 1 800  | NA     | OWNED SECOND HOME   |         |         |
| NOT REPORTED   | 200    | NA     | YES   | 1 900   | 1 800   |
| MEDIAN   | 27     | NA     | NO  | 120 000 | 112 300 |
| RENTER OCCUPIED.   | 45 000 | NA     |   |         |         |
| LESS THAN 15 MINUTES   | 5 900  | NA     | HOUSE HEATING FUEL  |         |         |
| 15 TO 29 MINUTES   | 15 200 | NA     | UTILITY GAS   | 47 800  | 42 600  |
| 30 TO 44 MINUTES   | 9 800  | NA     | BOTTLED, TANK, OR LP GAS  | -       | 1 700   |
| 45 TO 59 MINUTES   | 4 700  | NA     | FUEL OIL, KEROSENE, ETC.  | 68 900  | 60 700  |
| 1 HOUR TO 1 HOUR AND 29 MINUTES  | 4 100  | NA     | ELECTRICITY   | 3 400   | 3 700   |
| 1 HOUR AND 30 MINUTES OR MORE  | 1 000  | NA     | COAL OR COKE  | 1 300   | 2 800   |
| WORKS AT HOME  | 300    | NA     | WOOD  | 200     | 200     |
| NO FIXED PLACE OF WORK   | 3 200  | NA     | OTHER FUEL  | -       | 2 000   |
| NOT REPORTED   | 800    | NA     | NONE  | 300     | 300     |
| MEDIAN   | 29     | NA     |   |         |         |
| HEATING EQUIPMENT  |        |        | COOKING FUEL  |         |         |
| OWNER OCCUPIED   | 39 600 | 34 200 | UTILITY GAS   | 117 200 | 106 500 |
| WARM-AIR FURNACE   | 13 100 | 11 800 | BOTTLED, TANK, OR LP GAS  | -       | 2 400   |
| HEAT PUMP  | -      | -      | ELECTRICITY   | 4 300   | 3 200   |
| STEAM OR HOT WATER   | 25 600 | 17 400 | FUEL OIL, KEROSENE, ETC.  | -       | 1 000   |
| BUILT-IN ELECTRIC UNITS  | -      | 300    | COAL OR COKE  | 200     | 200     |
| FLOOR, WALL, OR PIPELESS FURNACE   | 500    | 900    | WOOD  | 200     | 400     |
| ROOM HEATERS WITH FLUE   | 200    | 2 500  | OTHER FUEL  | -       | 200     |
| ROOM HEATERS WITHOUT FLUE  | -      | 1 000  | NONE  | 300     | 300     |
| FIREPLACES, STOVES, PORTABLE HEATERS   | 300    | 300    |   |         |         |
| NONE   | -      | 100    |   |         |         |
| RENTER OCCUPIED.   | 82 200 | 79 800 |   |         |         |
| WARM-AIR FURNACE   | 36 800 | 22 400 |   |         |         |
| HEAT PUMP  | -      | -      |   |         |         |
| STEAM OR HOT WATER   | 39 600 | 33 600 |   |         |         |
| BUILT-IN ELECTRIC UNITS  | 1 500  | 2 800  |   |         |         |
| FLOOR, WALL, OR PIPELESS FURNACE   | 500    | 2 500  |   |         |         |
| ROOM HEATERS WITH FLUE   | 1 300  | 10 700 |   |         |         |
| ROOM HEATERS WITHOUT FLUE  | 1 900  | 5 400  |   |         |         |
| FIREPLACES, STOVES, PORTABLE HEATERS   | 500    | 2 100  |   |         |         |
| NONE   | 300    | 200    |   |         |         |

<sup>1</sup>LIMITED TO HEADS WHO REPORTED HAVING A JOB THE WEEK PRIOR TO ENUMERATION.

TABLE B-5. CHARACTERISTICS OF OWNER AND RENTER OCCUPIED HOUSING UNITS WITH BLACK HOUSEHOLD HEAD: 1976 AND 1970--CONTINUED  
 (DATA BASED ON SAMPLE; SEE TEXT. FOR MINIMUM BASE FOR DERIVED FIGURES (PERCENT, MEDIAN, ETC.) AND MEANING OF SYMBOLS, SEE TEXT)

| STANDARD METROPOLITAN STATISTICAL AREA<br>BALTIMORE, MD.<br>IN CENTRAL CITY | TOTAL  |      | STANDARD METROPOLITAN STATISTICAL AREA<br>BALTIMORE, MD.<br>IN CENTRAL CITY | TOTAL  |      |
|---|--------|------|---|--------|------|
|   | 1976   | 1970 |   | 1976   | 1970 |
| ALL OCCUPIED 1-FAMILY HOMES AND<br>MOBILE HOMES OR TRAILERS. . . .          | 76 800 | NA   | ALL OCCUPIED 1-FAMILY HOMES AND<br>MOBILE HOMES OR TRAILERS--CON.           |        |      |
|   |        |      | STORM DOORS   |        |      |
| STORM WINDOWS OR OTHER PROTECTIVE<br>WINDOW COVERING                        |        |      | ALL DOORS COVERED. . . . .  | 33 100 | NA   |
|   |        |      | SOME DOORS COVERED . . . . .  | 13 400 | NA   |
|   |        |      | NO DOORS COVERED . . . . .  | 30 200 | NA   |
|   |        |      | NOT REPORTED . . . . .  | 200    | NA   |
|   |        |      | ATTIC OR ROOF INSULATION  |        |      |
| ALL WINDOWS COVERED. . . . .  | 27 000 | NA   | YES. . . . .  | 20 800 | NA   |
| SOME WINDOWS COVERED . . . . .  | 15 900 | NA   | NO . . . . .  | 25 800 | NA   |
| NO WINDOWS COVERED . . . . .  | 33 600 | NA   | DON'T KNOW . . . . .  | 29 700 | NA   |
| NOT REPORTED . . . . .  | 300    | NA   | NOT REPORTED . . . . .  | 500    | NA   |

TABLE B-6. FINANCIAL CHARACTERISTICS OF HOUSING UNITS WITH BLACK HOUSEHOLD HEAD: 1976 AND 1970

(DATA BASED ON SAMPLE, SEE TEXT, FOR MINIMUM BASE FOR DERIVED FIGURES (PERCENT, MEDIAN, ETC.) AND MEANING OF SYMBOLS, SEE TEXT)

| STANDARD METROPOLITAN STATISTICAL AREA<br>BALTIMORE, MD.<br>IN CENTRAL CITY    | TOTAL   |         | STANDARD METROPOLITAN STATISTICAL AREA<br>BALTIMORE, MD.<br>IN CENTRAL CITY | TOTAL  |      |
|--|---------|---------|---|--------|------|
|  | 1976    | 1970    |   | 1976   | 1970 |
| ALL OCCUPIED HOUSING UNITS . . .   | 121 900 | 114 000 | SPECIFIED OWNER OCCUPIED <sup>2</sup> --CON.                                |        |      |
| INCOME <sup>1</sup>  |         |         | REAL ESTATE TAXES LAST YEAR   |        |      |
| OWNER OCCUPIED   | 39 600  | 34 200  | LESS THAN \$100 . . . . .   | 1 700  | NA   |
| LESS THAN \$2,000 . . . . .  | 1 400   | 3 200   | \$100 TO \$199 . . . . .  | 1 600  | NA   |
| \$2,000 TO \$2,999 . . . . .   | 2 300   | 1 400   | \$200 TO \$299 . . . . .  | 3 700  | NA   |
| \$3,000 TO \$3,999 . . . . .   | 1 400   | 1 500   | \$300 TO \$349 . . . . .  | 4 300  | NA   |
| \$4,000 TO \$4,999 . . . . .   | 1 100   | 1 500   | \$350 TO \$399 . . . . .  | 5 000  | NA   |
| \$5,000 TO \$5,999 . . . . .   | 2 500   | 1 900   | \$400 TO \$499 . . . . .  | 6 500  | NA   |
| \$6,000 TO \$6,999 . . . . .   | 2 400   | 2 200   | \$500 TO \$599 . . . . .  | 4 700  | NA   |
| \$7,000 TO \$7,999 . . . . .   | 1 500   | 7 200   | \$600 TO \$699 . . . . .  | 3 400  | NA   |
| \$8,000 TO \$8,999 . . . . .   | 2 800   |         | \$700 TO \$799 . . . . .  | 800    | NA   |
| \$10,000 TO \$12,499 . . . . .   | 3 900   | 9 000   | \$800 TO \$999 . . . . .  | 500    | NA   |
| \$12,500 TO \$14,999 . . . . .   | 2 700   |         | \$1,000 OR MORE . . . . .   | 500    | NA   |
| \$15,000 TO \$19,999 . . . . .   | 8 300   | 5 600   | NOT REPORTED . . . . .  | 5 200  | NA   |
| \$20,000 TO \$24,999 . . . . .   | 2 600   |         | MEDIAN . . . . .  | 401    | NA   |
| \$25,000 TO \$34,999 . . . . .   | 5 000   | 900     |   |        |      |
| \$35,000 OR MORE . . . . .   | 1 600   |         | SELECTED MONTHLY HOUSING COSTS <sup>4</sup>                                 |        |      |
| MEDIAN . . . . .   | 12900   | 9300    | UNITS WITH A MORTGAGE . . . . .   | 24 000 | NA   |
| RENTER OCCUPIED  | 82 200  | 79 800  | LESS THAN \$100 . . . . .   | -      | NA   |
| LESS THAN \$2,000 . . . . .  | 8 000   | 18 000  | \$100 TO \$119 . . . . .  | 300    | NA   |
| \$2,000 TO \$2,999 . . . . .   | 9 700   | 7 300   | \$120 TO \$149 . . . . .  | 1 800  | NA   |
| \$3,000 TO \$3,999 . . . . .   | 8 000   | 7 000   | \$150 TO \$174 . . . . .  | 4 400  | NA   |
| \$4,000 TO \$4,999 . . . . .   | 7 000   | 7 100   | \$175 TO \$199 . . . . .  | 3 800  | NA   |
| \$5,000 TO \$5,999 . . . . .   | 3 800   | 7 000   | \$200 TO \$224 . . . . .  | 5 300  | NA   |
| \$6,000 TO \$6,999 . . . . .   | 5 000   | 6 100   | \$225 TO \$249 . . . . .  | 3 800  | NA   |
| \$7,000 TO \$7,999 . . . . .   | 5 200   | 13 800  | \$250 TO \$274 . . . . .  | 1 600  | NA   |
| \$8,000 TO \$9,999 . . . . .   | 9 500   |         | \$275 TO \$299 . . . . .  | 1 000  | NA   |
| \$10,000 TO \$12,499 . . . . .   | 9 700   | 10 400  | \$300 TO \$349 . . . . .  | 1 300  | NA   |
| \$12,500 TO \$14,999 . . . . .   | 4 100   |         | \$350 TO \$399 . . . . .  | 300    | NA   |
| \$15,000 TO \$19,999 . . . . .   | 7 300   | 2 700   | \$400 TO \$499 . . . . .  | -      | NA   |
| \$20,000 TO \$24,999 . . . . .   | 3 700   |         | \$500 OR MORE . . . . .   | -      | NA   |
| \$25,000 TO \$34,999 . . . . .   | 1 000   | 400     | NOT REPORTED . . . . .  | 600    | NA   |
| \$35,000 OR MORE . . . . .   | 200     |         | MEDIAN . . . . .  | 207    | NA   |
| MEDIAN . . . . .   | 6900    | 5100    | UNITS OWNED FREE AND CLEAR . . . . .  | 13 900 | NA   |
| SPECIFIED OWNER OCCUPIED <sup>2</sup> . . . . .                                | 37 900  | 29 800  | LESS THAN \$50 . . . . .  | 500    | NA   |
| VALUE  |         |         | \$50 TO \$69 . . . . .  | 2 000  | NA   |
| LESS THAN \$5,000 . . . . .  | 700     | 3 100   | \$70 TO \$79 . . . . .  | 1 600  | NA   |
| \$5,000 TO \$7,499 . . . . .   | 3 800   | 6 200   | \$80 TO \$89 . . . . .  | 1 300  | NA   |
| \$7,500 TO \$9,999 . . . . .   | 3 600   | 7 900   | \$90 TO \$99 . . . . .  | 1 400  | NA   |
| \$10,000 TO \$12,499 . . . . .   | 3 700   | 6 800   | \$100 TO \$119 . . . . .  | 1 800  | NA   |
| \$12,500 TO \$14,999 . . . . .   | 2 100   | 3 100   | \$120 TO \$149 . . . . .  | 2 900  | NA   |
| \$15,000 TO \$17,499 . . . . .   | 4 600   | 1 400   | \$150 TO \$199 . . . . .  | 500    | NA   |
| \$17,500 TO \$19,999 . . . . .   | 3 100   | 500     | \$200 OR MORE . . . . .   | 200    | NA   |
| \$20,000 TO \$24,999 . . . . .   | 4 700   | 400     | NOT REPORTED . . . . .  | 1 700  | NA   |
| \$25,000 TO \$29,999 . . . . .   | 5 200   | 200     | MEDIAN . . . . .  | 94     | NA   |
| \$30,000 TO \$34,999 . . . . .   | 3 400   |         | SELECTED MONTHLY HOUSING COSTS AS<br>PERCENTAGE OF INCOME <sup>4</sup>      |        |      |
| \$35,000 TO \$39,999 . . . . .   | 1 300   | 100     | UNITS WITH A MORTGAGE . . . . .   | 24 000 | NA   |
| \$40,000 TO \$49,999 . . . . .   | 1 400   |         | LESS THAN 5 PERCENT . . . . .   | 300    | NA   |
| \$50,000 TO \$59,999 . . . . .   | 200     | 100     | 5 TO 9 PERCENT . . . . .  | 3 100  | NA   |
| \$60,000 OR MORE . . . . .   | 200     |         | 10 TO 14 PERCENT . . . . .  | 5 800  | NA   |
| MEDIAN . . . . .   | 17900   | 9300    | 15 TO 19 PERCENT . . . . .  | 4 500  | NA   |
| VALUE-INCOME RATIO   |         |         | 20 TO 24 PERCENT . . . . .  | 3 000  | NA   |
| LESS THAN 1.5 . . . . .  | 20 900  | 21 200  | 25 TO 29 PERCENT . . . . .  | 1 800  | NA   |
| 1.5 TO 1.9 . . . . .   | 4 400   | 2 800   | 30 TO 34 PERCENT . . . . .  | 1 000  | NA   |
| 2.0 TO 2.4 . . . . .   | 2 900   | 1 600   | 35 TO 39 PERCENT . . . . .  | 800    | NA   |
| 2.5 TO 2.9 . . . . .   | 1 300   | 800     | 40 TO 49 PERCENT . . . . .  | 1 600  | NA   |
| 3.0 TO 3.9 . . . . .   | 2 700   | 800     | 50 PERCENT OR MORE . . . . .  | 1 500  | NA   |
| 4.0 OR MORE . . . . .  | 5 500   | 2 300   | NOT COMPUTED . . . . .  | 200    | NA   |
| NOT COMPUTED . . . . .   | 200     | 300     | NOT REPORTED . . . . .  | 600    | NA   |
| MEDIAN . . . . .   | 1.5-    | 1.5-    | MEDIAN . . . . .  | 18     | NA   |
| MORTGAGE INSURANCE   |         |         | UNITS OWNED FREE AND CLEAR . . . . .  | 13 900 | NA   |
| UNITS WITH MORTGAGE OR SIMILAR DEBT. . . . .                                   | 24 000  | NA      | LESS THAN 5 PERCENT . . . . .   | 1 000  | NA   |
| INSURED BY FHA, VA, OR FARMERS HOME<br>ADMINISTRATION . . . . .                | 12 000  | NA      | 5 TO 9 PERCENT . . . . .  | 3 700  | NA   |
| NOT INSURED OR INSURED BY PRIVATE<br>MORTGAGE INSURANCE <sup>3</sup> . . . . . | 9 700   | NA      | 10 TO 14 PERCENT . . . . .  | 1 700  | NA   |
| DON'T KNOW . . . . .   | 1 900   | NA      | 15 TO 19 PERCENT . . . . .  | 1 600  | NA   |
| NOT REPORTED . . . . .   | 500     | NA      | 20 TO 24 PERCENT . . . . .  | 800    | NA   |
| UNITS OWNED FREE AND CLEAR . . . . .   | 13 900  | NA      | 25 TO 29 PERCENT . . . . .  | 1 100  | NA   |
|  |         |         | 30 TO 34 PERCENT . . . . .  | 800    | NA   |
|  |         |         | 35 TO 39 PERCENT . . . . .  | 100    | NA   |
|  |         |         | 40 TO 49 PERCENT . . . . .  | 500    | NA   |
|  |         |         | 50 PERCENT OR MORE . . . . .  | 800    | NA   |
|  |         |         | NOT COMPUTED . . . . .  | -      | NA   |
|  |         |         | NOT REPORTED . . . . .  | 1 700  | NA   |
|  |         |         | MEDIAN . . . . .  | 14     | NA   |

<sup>1</sup>INCOME OF FAMILIES AND PRIMARY INDIVIDUALS IN 12 MONTHS PRECEDING DATE OF ENUMERATION; SEE TEXT.<sup>2</sup>LIMITED TO 1-FAMILY HOMES ON LESS THAN 10 ACRES AND NO BUSINESS ON PROPERTY.<sup>3</sup>DATA ARE NOT SEPARABLE.<sup>4</sup>SUM OF PAYMENTS FOR REAL ESTATE TAXES, PROPERTY INSURANCE, UTILITIES, FUEL, WATER, GARBAGE AND TRASH COLLECTION, AND MORTGAGE AT TIME OF ENUMERATION.

TABLE B-6. FINANCIAL CHARACTERISTICS OF HOUSING UNITS WITH BLACK HOUSEHOLD HEAD: 1976 AND 1970--CONTINUED  
(DATA BASED ON SAMPLE, SEE TEXT, FOR MINIMUM BASE FOR DERIVED FIGURES (PERCENT, MEDIAN, ETC.) AND MEANING OF SYMBOLS, SEE TEXT).

| STANDARD METROPOLITAN STATISTICAL AREA<br>BALTIMORE, MD.<br>IN CENTRAL CITY | TOTAL  |        | STANDARD METROPOLITAN STATISTICAL AREA<br>BALTIMORE, MD.<br>IN CENTRAL CITY | TOTAL  |        |
|---|--------|--------|---|--------|--------|
|   | 1976   | 1970   |   | 1976   | 1970   |
| SPECIFIED OWNER OCCUPIED <sup>1</sup> --CON.                                |        |        | GROSS RENT--CONTINUED   |        |        |
| ACQUISITION OF PROPERTY   |        |        | NONSUBSIDIZED RENTER OCCUPIED <sup>4</sup>                                  | 64 400 | NA     |
| PLACED OR ASSUMED A MORTGAGE . . . . .                                      | 34 900 | NA     | LESS THAN \$50 . . . . .  | -      | NA     |
| ACQUIRED THROUGH INHERITANCE OR GIFT . . . . .                              | 700    | NA     | \$50 TO \$59 . . . . .  | 300    | NA     |
| PAID ALL CASH . . . . .   | 1 000  | NA     | \$60 TO \$69 . . . . .  | 200    | NA     |
| ACQUIRED IN OTHER MANNER . . . . .  | 800    | NA     | \$70 TO \$79 . . . . .  | 800    | NA     |
| NOT REPORTED . . . . .  | 500    | NA     | \$80 TO \$99 . . . . .  | 2 500  | NA     |
|   |        |        | \$100 TO \$119 . . . . .  | 8 300  | NA     |
| ALTERATIONS AND REPAIRS DURING<br>LAST 12 MONTHS                            |        |        | \$120 TO \$149 . . . . .  | 11 800 | NA     |
| NO ALTERATIONS OR REPAIRS . . . . .   | 11 700 | NA     | \$150 TO \$174 . . . . .  | 11 700 | NA     |
| ALTERATIONS AND REPAIRS COSTING LESS<br>THAN \$100 <sup>2</sup> . . . . .   | 12 100 | NA     | \$175 TO \$199 . . . . .  | 10 900 | NA     |
| ADDITIONS . . . . .   | 200    | NA     | \$200 TO \$224 . . . . .  | 9 300  | NA     |
| ALTERATIONS . . . . .   | 1 500  | NA     | \$225 TO \$249 . . . . .  | 4 800  | NA     |
| REPLACEMENTS . . . . .  | 1 800  | NA     | \$250 TO \$274 . . . . .  | 1 400  | NA     |
| REPAIRS . . . . .   | 9 400  | NA     | \$275 TO \$299 . . . . .  | 1 000  | NA     |
| ALTERATIONS AND REPAIRS COSTING \$100<br>OR MORE <sup>2</sup> . . . . .     | 20 500 | NA     | \$300 TO \$349 . . . . .  | 800    | NA     |
| ADDITIONS . . . . .   | 600    | NA     | \$350 OR MORE . . . . .   | -      | NA     |
| ALTERATIONS . . . . .   | 6 800  | NA     | NO CASH RENT . . . . .  | 600    | NA     |
| REPLACEMENTS . . . . .  | 12 300 | NA     | MEDIAN . . . . .  | 166    | NA     |
| REPAIRS . . . . .   | 10 000 | NA     |   |        |        |
| NOT REPORTED . . . . .  | 200    | NA     | GROSS RENT AS PERCENTAGE OF INCOME  |        |        |
| PLANS FOR IMPROVEMENTS DURING<br>NEXT 12 MONTHS                             |        |        | SPECIFIED RENTER OCCUPIED <sup>3</sup>                                      | 82 200 | 77 500 |
| NONE PLANNED . . . . .  | 11 900 | NA     | LESS THAN 10 PERCENT . . . . .  | 2 600  | 4 100  |
| SOME PLANNED . . . . .  | 21 800 | NA     | 10 TO 14 PERCENT . . . . .  | 11 300 | 11 200 |
| COSTING LESS THAN \$100 . . . . .   | 2 300  | NA     | 15 TO 19 PERCENT . . . . .  | 10 800 | 12 200 |
| COSTING \$100 OR MORE . . . . .   | 18 300 | NA     | 20 TO 24 PERCENT . . . . .  | 15 000 | 10 000 |
| DON'T KNOW . . . . .  | 1 100  | NA     | 25 TO 34 PERCENT . . . . .  | 13 300 | 12 300 |
| NOT REPORTED . . . . .  | 100    | NA     | 35 PERCENT OR MORE . . . . .  | 27 800 | 24 900 |
| DON'T KNOW . . . . .  | 4 000  | NA     | NOT COMPUTED . . . . .  | 1 500  | 2 900  |
| NOT REPORTED . . . . .  | 200    | NA     | MEDIAN . . . . .  | 26     | 25     |
|   |        |        | NONSUBSIDIZED RENTER OCCUPIED <sup>4</sup>                                  | 64 400 | NA     |
| GROSS RENT  |        |        | LESS THAN 10 PERCENT . . . . .  | 2 100  | NA     |
| SPECIFIED RENTER OCCUPIED <sup>3</sup>                                      | 82 200 | 77 500 | 10 TO 14 PERCENT . . . . .  | 9 500  | NA     |
| LESS THAN \$50 . . . . .  | 4 300  | 2 300  | 15 TO 19 PERCENT . . . . .  | 7 500  | NA     |
| \$50 TO \$59 . . . . .  | 900    | 4 700  | 20 TO 24 PERCENT . . . . .  | 9 200  | NA     |
| \$60 TO \$69 . . . . .  | 1 600  | 6 300  | 25 TO 34 PERCENT . . . . .  | 11 700 | NA     |
| \$70 TO \$79 . . . . .  | 1 100  | 6 400  | 35 PERCENT OR MORE . . . . .  | 23 500 | NA     |
| \$80 TO \$99 . . . . .  | 3 800  | 14 700 | NOT COMPUTED . . . . .  | 900    | NA     |
| \$100 TO \$119 . . . . .  | 9 800  | 15 100 | MEDIAN . . . . .  | 28     | NA     |
| \$120 TO \$149 . . . . .  | 14 100 | 17 500 |   |        |        |
| \$150 TO \$174 . . . . .  | 14 600 | 9 000  | CONTRACT RENT   |        |        |
| \$175 TO \$199 . . . . .  | 12 300 |        | SPECIFIED RENTER OCCUPIED <sup>3</sup>                                      | 82 200 | 77 500 |
| \$200 TO \$224 . . . . .  | 10 400 |        | LESS THAN \$50 . . . . .  | 4 900  | 5 900  |
| \$225 TO \$249 . . . . .  | 4 900  | 1 100  | \$50 TO \$59 . . . . .  | 1 700  | 7 300  |
| \$250 TO \$274 . . . . .  | 1 400  |        | \$60 TO \$69 . . . . .  | 3 400  | 11 300 |
| \$275 TO \$299 . . . . .  | 1 100  |        | \$70 TO \$79 . . . . .  | 3 300  | 7 700  |
| \$300 TO \$349 . . . . .  | 1 000  |        | \$80 TO \$99 . . . . .  | 8 000  | 20 100 |
| \$350 OR MORE . . . . .   | -      |        | \$100 TO \$119 . . . . .  | 13 700 | 15 900 |
| NO CASH RENT . . . . .  | 800    | 400    | \$120 TO \$149 . . . . .  | 26 000 | 8 200  |
| MEDIAN . . . . .  | 158    | 105    | \$150 TO \$174 . . . . .  | 11 800 | 600    |
|   |        |        | \$175 TO \$199 . . . . .  | 5 300  |        |
|   |        |        | \$200 TO \$249 . . . . .  | 2 700  | 100    |
|   |        |        | \$250 TO \$299 . . . . .  | 200    |        |
|   |        |        | \$300 OR MORE . . . . .   | 300    |        |
|   |        |        | NO CASH RENT . . . . .  | 800    | 400    |
|   |        |        | MEDIAN . . . . .  | 126    | 86     |

<sup>1</sup>LIMITED TO 1-FAMILY HOMES ON LESS THAN 10 ACRES AND NO BUSINESS ON PROPERTY.  
<sup>2</sup>COMPONENTS MAY NOT ADD TO TOTAL BECAUSE MORE THAN ONE IMPROVEMENT WAS MADE.  
<sup>3</sup>EXCLUDES 1-FAMILY HOMES ON 10 ACRES OR MORE.  
<sup>4</sup>EXCLUDES 1-FAMILY HOMES ON 10 ACRES OR MORE, MOBILE HOMES OR TRAILERS, HOUSING UNITS IN PUBLIC HOUSING PROJECTS, AND HOUSING UNITS WITH GOVERNMENT RENT SUBSIDIES; INCLUDES UNITS WHERE THE SUBSIDIZED/NONSUBSIDIZED STATUS WAS NOT REPORTED.

TABLE B-7. CHARACTERISTICS OF OWNER AND RENTER OCCUPIED HOUSING UNITS WITH HOUSEHOLD HEAD OF SPANISH ORIGIN: 1976 AND 1970

TABLE B-8. FINANCIAL CHARACTERISTICS OF HOUSING UNITS WITH HOUSEHOLD HEAD OF SPANISH ORIGIN: 1976 AND 1970

(TABLES B-7 AND B-8 OMITTED BECAUSE OF INSUFFICIENT NUMBER OF HOUSEHOLDS WITH HEAD OF SPANISH ORIGIN; SEE INTRODUCTION)

TABLE C-1. CHARACTERISTICS OF THE HOUSING INVENTORY: 1976 AND 1970

(DATA BASED ON SAMPLE, SEE TEXT. FOR MINIMUM BASE FOR DERIVED FIGURES (PERCENT, MEDIAN, ETC.) AND MEANING OF SYMBOLS, SEE TEXT)

| STANDARD METROPOLITAN STATISTICAL AREA<br>BALTIMORE, MD.<br>NOT IN CENTRAL CITY | TOTAL     |           | STANDARD METROPOLITAN STATISTICAL AREA<br>BALTIMORE, MD.<br>NOT IN CENTRAL CITY | TOTAL   |         |
|---|-----------|-----------|---|---------|---------|
|   | 1976      | 1970      |   | 1976    | 1970    |
| POPULATION IN HOUSING UNITS. . . . .  | 1 275 600 | 1 122 600 |   |         |         |
| ALL HOUSING UNITS. . . . .  | 443 200   | 351 200   |   |         |         |
| VACANT--SEASONAL AND<br>MIGRATORY . . . . .                                     | 1 700     | 3 700     |   |         |         |
| TENURE, RACE, AND VACANCY STATUS  |           |           | COMPLETE BATHROOMS  |         |         |
| ALL YEAR-ROUND HOUSING UNITS . . . . .  | 441 400   | 347 600   | ALL YEAR-ROUND HOUSING UNITS . . . . .  | 441 400 | 347 600 |
| OCCUPIED . . . . .  | 423 000   | 334 500   | 1. . . . .  | 226 700 | 260 500 |
| OWNER OCCUPIED . . . . .  | 291 200   | 234 400   | 1 AND ONE-HALF . . . . .  | 95 400  |         |
| PERCENT OF ALL OCCUPIED. . . . .  | 68.8      | 70.1      | 2 OR MORE . . . . .   | 113 400 | 73 800  |
| WHITE. . . . .  | 276 800   | 225 800   | ALSO USED BY ANOTHER HOUSEHOLD . . . . .  | 300     |         |
| BLACK. . . . .  | 12 700    | 8 000     | NONE . . . . .  | 5 600   | 13 200  |
| RENTER OCCUPIED. . . . .  | 131 800   | 100 100   | OWNER OCCUPIED . . . . .  | 291 200 | 234 400 |
| WHITE. . . . .  | 115 000   | 91 900    | 1. . . . .  | 113 600 | 165 100 |
| BLACK. . . . .  | 15 500    | 7 700     | 1 AND ONE-HALF . . . . .  | 78 700  |         |
| VACANT YEAR-ROUND. . . . .  | 18 500    | 13 000    | 2 OR MORE . . . . .   | 96 000  | 63 000  |
| FOR SALE ONLY. . . . .  | 3 200     | 2 000     | ALSO USED BY ANOTHER HOUSEHOLD . . . . .  | -       |         |
| HOMEOWNER VACANCY RATE . . . . .  | 1.1       | 0.8       | NONE . . . . .  | 2 800   | 6 300   |
| COOPERATIVE OR CONDOMINIUM . . . . .  | 500       | NA        | RENTER OCCUPIED. . . . .  | 131 800 | 100 100 |
| FOR RENT . . . . .  | 4 400     | 4 900     | 1. . . . .  | 100 600 | 86 300  |
| RENTAL VACANCY RATE. . . . .  | 3.2       | 4.7       | 1 AND ONE-HALF . . . . .  | 14 500  |         |
| RENTED OR SOLD, NOT OCCUPIED . . . . .  | 4 300     | 1 900     | 2 OR MORE . . . . .   | 14 700  | 8 300   |
| HELD FOR OCCASIONAL USE. . . . .  | 2 500     | 2 400     | ALSO USED BY ANOTHER HOUSEHOLD . . . . .  | 300     |         |
| OTHER VACANT . . . . .  | 4 100     | 1 800     | NONE . . . . .  | 1 700   | 5 500   |
| UNITS IN STRUCTURE  |           |           | COMPLETE KITCHEN FACILITIES   |         |         |
| ALL YEAR-ROUND HOUSING UNITS . . . . .  | 441 400   | 347 600   | ALL YEAR-ROUND HOUSING UNITS . . . . .  | 441 400 | 347 600 |
| 1, DETACHED. . . . .  | 261 400   | 223 800   | FOR EXCLUSIVE USE OF HOUSEHOLD . . . . .  | 436 200 | 341 600 |
| 1, ATTACHED. . . . .  | 74 500    | 45 200    | ALSO USED BY ANOTHER HOUSEHOLD . . . . .  | -       | 6 000   |
| 2 TO 4 . . . . .  | 26 600    | 28 000    | NO COMPLETE KITCHEN FACILITIES . . . . .  | 5 300   |         |
| 5 OR MORE. . . . .  | 70 800    | 42 900    | OWNER OCCUPIED . . . . .  | 291 200 | 234 400 |
| MOBILE HOME OR TRAILER . . . . .  | 8 300     | 7 700     | FOR EXCLUSIVE USE OF HOUSEHOLD . . . . .  | 289 600 | 232 300 |
| OWNER OCCUPIED . . . . .  | 291 200   | 234 400   | ALSO USED BY ANOTHER HOUSEHOLD . . . . .  | -       | 2 100   |
| 1, DETACHED. . . . .  | 230 300   | 188 700   | NO COMPLETE KITCHEN FACILITIES . . . . .  | 1 600   |         |
| 1, ATTACHED. . . . .  | 48 800    | 32 000    | RENTER OCCUPIED. . . . .  | 131 800 | 100 100 |
| 2 TO 4 . . . . .  | 4 600     | 6 300     | FOR EXCLUSIVE USE OF HOUSEHOLD . . . . .  | 130 600 | 97 300  |
| 5 OR MORE. . . . .  | 500       | 600       | ALSO USED BY ANOTHER HOUSEHOLD . . . . .  | -       | 2 900   |
| MOBILE HOME OR TRAILER . . . . .  | 7 000     | 6 800     | NO COMPLETE KITCHEN FACILITIES . . . . .  | 1 200   |         |
| RENTER OCCUPIED. . . . .  | 131 800   | 100 100   | ROOMS   |         |         |
| 1, DETACHED. . . . .  | 23 800    | 26 800    | ALL YEAR-ROUND HOUSING UNITS . . . . .  | 441 400 | 347 600 |
| 1, ATTACHED. . . . .  | 22 500    | 13 200    | 1 ROOM . . . . .  | 1 700   | 1 500   |
| 2 TO 4 . . . . .  | 19 800    | 20 300    | 2 ROOMS. . . . .  | 2 900   | 3 900   |
| 5 TO 9 . . . . .  | 26 500    | 15 500    | 3 ROOMS. . . . .  | 30 300  | 22 300  |
| 10 TO 19 . . . . .  | 34 600    | 16 500    | 4 ROOMS. . . . .  | 76 900  | 55 300  |
| 20 TO 49 . . . . .  | 2 800     | 4 800     | 5 ROOMS. . . . .  | 89 500  | 75 300  |
| 50 OR MORE . . . . .  | 500       | 2 100     | 6 ROOMS. . . . .  | 108 900 | 98 100  |
| MOBILE HOME OR TRAILER . . . . .  | 1 300     | 900       | 7 ROOMS OR MORE. . . . .  | 131 300 | 91 200  |
| YEAR STRUCTURE BUILT  |           |           | MEDIAN . . . . .  | 5.7     | 5.7     |
| ALL YEAR-ROUND HOUSING UNITS . . . . .  | 441 400   | 347 600   | OWNER OCCUPIED . . . . .  | 291 200 | 234 400 |
| APRIL 1970 OR LATER. . . . .  | 95 800    | NA        | 1 ROOM . . . . .  | -       | 200     |
| 1965 TO MARCH 1970 . . . . .  | 62 900    | 66 600    | 2 ROOMS. . . . .  | 300     | 600     |
| 1960 TO 1964 . . . . .  | 47 500    | 50 000    | 3 ROOMS. . . . .  | 2 200   | 3 200   |
| 1950 TO 1959 . . . . .  | 99 000    | 102 400   | 4 ROOMS. . . . .  | 22 500  | 20 400  |
| 1940 TO 1949 . . . . .  | 46 500    | 49 000    | 5 ROOMS. . . . .  | 52 700  | 46 800  |
| 1939 OR EARLIER. . . . .  | 89 800    | 73 400    | 6 ROOMS. . . . .  | 93 600  | 81 800  |
| OWNER OCCUPIED . . . . .  | 291 200   | 234 400   | 7 ROOMS OR MORE. . . . .  | 119 900 | 81 300  |
| APRIL 1970 OR LATER. . . . .  | 54 300    | NA        | MEDIAN . . . . .  | 6.2     | 6.1     |
| 1965 TO MARCH 1970 . . . . .  | 35 800    | 36 500    | RENTER OCCUPIED. . . . .  | 131 800 | 100 100 |
| 1960 TO 1964 . . . . .  | 35 500    | 37 000    | 1 ROOM . . . . .  | 800     | 1 100   |
| 1950 TO 1959 . . . . .  | 84 100    | 84 800    | 2 ROOMS. . . . .  | 2 100   | 2 900   |
| 1940 TO 1949 . . . . .  | 31 700    | 30 800    | 3 ROOMS. . . . .  | 25 300  | 17 600  |
| 1939 OR EARLIER. . . . .  | 49 800    | 45 300    | 4 ROOMS. . . . .  | 48 600  | 31 900  |
| RENTER OCCUPIED. . . . .  | 131 800   | 100 100   | 5 ROOMS. . . . .  | 33 400  | 25 100  |
| APRIL 1970 OR LATER. . . . .  | 35 600    | NA        | 6 ROOMS. . . . .  | 12 700  | 13 700  |
| 1965 TO MARCH 1970 . . . . .  | 24 300    | 26 700    | 7 ROOMS OR MORE. . . . .  | 9 000   | 7 800   |
| 1960 TO 1964 . . . . .  | 11 300    | 12 400    | MEDIAN . . . . .  | 4.3     | 4.4     |
| 1950 TO 1959 . . . . .  | 12 900    | 16 800    | BEDROOMS  |         |         |
| 1940 TO 1949 . . . . .  | 13 600    | 17 500    | ALL YEAR-ROUND HOUSING UNITS . . . . .  | 441 400 | 347 600 |
| 1939 OR EARLIER. . . . .  | 34 100    | 26 700    | NONE . . . . .  | 1 800   | 2 400   |
| PLUMBING FACILITIES   |           |           | 1. . . . .  | 53 400  | 37 200  |
| ALL YEAR-ROUND HOUSING UNITS . . . . .  | 441 400   | 347 600   | 2. . . . .  | 132 400 | 98 200  |
| WITH ALL PLUMBING FACILITIES . . . . .  | 436 000   | 336 200   | 3. . . . .  | 187 400 | 153 600 |
| LACKING SOME OR ALL PLUMBING<br>FACILITIES. . . . .                             | 5 400     | 11 400    | 4 OR MORE. . . . .  | 66 500  | 56 300  |
| OWNER OCCUPIED . . . . .  | 291 200   | 234 400   | OWNER OCCUPIED . . . . .  | 291 200 | 234 400 |
| WITH ALL PLUMBING FACILITIES . . . . .  | 288 500   | 229 000   | NONE AND 1 . . . . .  | 9 100   | 8 000   |
| LACKING SOME OR ALL PLUMBING<br>FACILITIES. . . . .                             | 2 700     | 5 400     | 2. . . . .  | 62 700  | 50 800  |
| RENTER OCCUPIED. . . . .  | 131 800   | 100 100   | 3. . . . .  | 159 900 | 127 300 |
| WITH ALL PLUMBING FACILITIES . . . . .  | 130 100   | 95 200    | 4 OR MORE. . . . .  | 59 500  | 48 300  |
| LACKING SOME OR ALL PLUMBING<br>FACILITIES. . . . .                             | 1 700     | 4 900     | RENTER OCCUPIED. . . . .  | 131 800 | 100 100 |
|   |           |           | NONE . . . . .  | 900     | 1 600   |
|   |           |           | 1. . . . .  | 39 400  | 27 300  |
|   |           |           | 2. . . . .  | 63 100  | 42 800  |
|   |           |           | 3. . . . .  | 22 600  | 22 600  |
|   |           |           | 4 OR MORE. . . . .  | 5 700   | 5 900   |

TABLE C-1. CHARACTERISTICS OF THE HOUSING INVENTORY: 1976 AND 1970--CONTINUED

(DATA BASED ON SAMPLE; SEE TEXT. FOR MINIMUM BASE FOR DERIVED FIGURES (PERCENT, MEDIAN, ETC.) AND MEANING OF SYMBOLS, SEE TEXT)

| STANDARD METROPOLITAN STATISTICAL AREA<br>BALTIMORE, MD.<br>NOT IN CENTRAL CITY | TOTAL   |         | STANDARD METROPOLITAN STATISTICAL AREA<br>BALTIMORE, MD.<br>NOT IN CENTRAL CITY | TOTAL   |         |
|---|---------|---------|---|---------|---------|
|   | 1976    | 1970    |   | 1976    | 1970    |
| ALL OCCUPIED HOUSING UNITS . . .  | 423 000 | 334 500 | ALL OCCUPIED HOUSING UNITS--CON.  |         |         |
| PERSONS   |         |         | PERSONS 65 YEARS OLD AND OVER   |         |         |
| OWNER OCCUPIED . . . . .  | 291 200 | 234 400 | OWNER OCCUPIED . . . . .  | 291 200 | 234 400 |
| 1 PERSON . . . . .  | 25 900  | 17 000  | NONE . . . . .  | 239 600 | 191 700 |
| 2 PERSONS . . . . .   | 80 300  | 60 100  | 1 PERSON . . . . .  | 33 900  | 30 400  |
| 3 PERSONS . . . . .   | 61 300  | 46 500  | 2 PERSONS OR MORE . . . . .   | 17 700  | 12 300  |
| 4 PERSONS . . . . .   | 69 600  | 50 000  | RENTER OCCUPIED . . . . .   | 131 800 | 100 100 |
| 5 PERSONS . . . . .   | 31 900  | 32 200  | NONE . . . . .  | 113 500 | 87 100  |
| 6 PERSONS . . . . .   | 15 200  | 16 500  | 1 PERSON . . . . .  | 15 200  | 9 800   |
| 7 PERSONS OR MORE . . . . .   | 7 000   | 12 200  | 2 PERSONS OR MORE . . . . .   | 3 100   | 3 200   |
| MEDIAN . . . . .  | 3.1     | 3.4     | OWN CHILDREN UNDER 18 YEARS OLD BY<br>AGE GROUP                                 |         |         |
| RENTER OCCUPIED . . . . .   | 131 800 | 100 100 | OWNER OCCUPIED . . . . .  | 291 200 | 234 400 |
| 1 PERSON . . . . .  | 36 600  | 18 500  | NO OWN CHILDREN UNDER 18 YEARS . . . . .  | 149 400 | 106 700 |
| 2 PERSONS . . . . .   | 43 500  | 31 600  | WITH OWN CHILDREN UNDER 18 YEARS . . . . .                                      | 141 800 | 127 700 |
| 3 PERSONS . . . . .   | 24 900  | 19 900  | UNDER 6 YEARS ONLY . . . . .  | 26 300  | 19 300  |
| 4 PERSONS . . . . .   | 15 600  | 14 600  | 1 . . . . .   | 15 100  | 9 700   |
| 5 PERSONS . . . . .   | 7 200   | 7 700   | 2 . . . . .   | 10 200  | 8 000   |
| 6 PERSONS . . . . .   | 2 400   | 4 200   | 3 OR MORE . . . . .   | 900     | 1 700   |
| 7 PERSONS OR MORE . . . . .   | 1 500   | 3 800   | 6 TO 17 YEARS ONLY . . . . .  | 92 000  | 77 400  |
| MEDIAN . . . . .  | 2.2     | 2.5     | 1 . . . . .   | 38 700  | 30 800  |
| PERSONS PER ROOM  |         |         | 2 . . . . .   | 33 700  | 26 000  |
| OWNER OCCUPIED . . . . .  | 291 200 | 234 400 | 3 OR MORE . . . . .   | 19 600  | 20 600  |
| 0.50 OR LESS . . . . .  | 174 200 | 120 100 | BOTH AGE GROUPS . . . . .   | 23 500  | 31 000  |
| 0.51 TO 1.00 . . . . .  | 111 300 | 103 700 | 2 . . . . .   | 9 700   | 9 000   |
| 1.01 TO 1.50 . . . . .  | 4 800   | 9 300   | 3 OR MORE . . . . .   | 13 900  | 22 000  |
| 1.51 OR MORE . . . . .  | 900     | 1 300   | RENTER OCCUPIED . . . . .   | 131 800 | 100 100 |
| RENTER OCCUPIED . . . . .   | 131 800 | 100 100 | NO OWN CHILDREN UNDER 18 YEARS . . . . .  | 84 600  | 54 200  |
| 0.50 OR LESS . . . . .  | 76 700  | 45 600  | WITH OWN CHILDREN UNDER 18 YEARS . . . . .                                      | 47 200  | 46 000  |
| 0.51 TO 1.00 . . . . .  | 51 600  | 46 900  | UNDER 6 YEARS ONLY . . . . .  | 18 700  | 18 300  |
| 1.01 TO 1.50 . . . . .  | 2 900   | 6 100   | 1 . . . . .   | 13 900  | 11 700  |
| 1.51 OR MORE . . . . .  | 600     | 1 500   | 2 . . . . .   | 4 300   | 5 600   |
| WITH ALL PLUMBING FACILITIES . . . . .  | 418 600 | 324 300 | 3 OR MORE . . . . .   | 500     | 1 000   |
| OWNER OCCUPIED . . . . .  | 288 500 | 229 000 | 6 TO 17 YEARS ONLY . . . . .  | 21 700  | 17 100  |
| 1.00 OR LESS . . . . .  | 283 300 | 219 100 | 1 . . . . .   | 9 600   | 6 800   |
| 1.01 TO 1.50 . . . . .  | 4 300   | 8 800   | 2 . . . . .   | 7 600   | 5 400   |
| 1.51 OR MORE . . . . .  | 900     | 1 100   | 3 OR MORE . . . . .   | 4 500   | 4 900   |
| RENTER OCCUPIED . . . . .   | 130 100 | 95 200  | BOTH AGE GROUPS . . . . .   | 6 700   | 10 500  |
| 1.00 OR LESS . . . . .  | 126 900 | 88 800  | 2 . . . . .   | 3 500   | 3 200   |
| 1.01 TO 1.50 . . . . .  | 2 700   | 5 400   | 3 OR MORE . . . . .   | 3 200   | 7 300   |
| 1.51 OR MORE . . . . .  | 500     | 1 100   | PRESENCE OF SUBFAMILIES   |         |         |
| HOUSEHOLD COMPOSITION BY AGE OF HEAD  |         |         | OWNER OCCUPIED . . . . .  | 291 200 | NA      |
| OWNER OCCUPIED . . . . .  | 291 200 | 234 400 | NO SUBFAMILIES . . . . .  | 285 000 | NA      |
| 2-OR-MORE-PERSON HOUSEHOLDS . . . . .   | 265 300 | 217 400 | WITH 1 SUBFAMILY . . . . .  | 6 200   | NA      |
| MALE HEAD, WIFE PRESENT, NO<br>NONRELATIVES . . . . .                           | 234 200 | 195 800 | SUBFAMILY HEAD UNDER 30 YEARS . . . . .   | 3 300   | NA      |
| UNDER 25 YEARS . . . . .  | 4 900   | 3 200   | SUBFAMILY HEAD 30 TO 64 YEARS . . . . .   | 2 400   | NA      |
| 25 TO 29 YEARS . . . . .  | 19 000  | 14 600  | SUBFAMILY HEAD 65 YEARS AND OVER . . . . .                                      | 500     | NA      |
| 30 TO 34 YEARS . . . . .  | 30 400  | 20 600  | WITH 2 SUBFAMILIES OR MORE . . . . .  | -       | NA      |
| 35 TO 44 YEARS . . . . .  | 52 600  | 53 500  | RENTER OCCUPIED . . . . .   | 131 800 | NA      |
| 45 TO 64 YEARS . . . . .  | 105 900 | 87 100  | NO SUBFAMILIES . . . . .  | 130 200 | NA      |
| 65 YEARS AND OVER . . . . .   | 21 500  | 16 800  | WITH 1 SUBFAMILY . . . . .  | 1 500   | NA      |
| OTHER MALE HEAD . . . . .   | 9 100   | 6 700   | SUBFAMILY HEAD UNDER 30 YEARS . . . . .   | 600     | NA      |
| UNDER 65 YEARS . . . . .  | 7 600   | 5 200   | SUBFAMILY HEAD 30 TO 64 YEARS . . . . .   | 900     | NA      |
| 65 YEARS AND OVER . . . . .   | 1 500   | 1 500   | SUBFAMILY HEAD 65 YEARS AND OVER . . . . .                                      | -       | NA      |
| FEMALE HEAD . . . . .   | 22 000  | 14 900  | WITH 2 SUBFAMILIES OR MORE . . . . .  | -       | NA      |
| UNDER 65 YEARS . . . . .  | 18 100  | 11 400  | PRESENCE OF OTHER RELATIVES OR<br>NONRELATIVES                                  |         |         |
| 65 YEARS AND OVER . . . . .   | 4 000   | 3 500   | OWNER OCCUPIED . . . . .  | 291 200 | NA      |
| 1-PERSON HOUSEHOLDS . . . . .   | 25 900  | 17 000  | NO OTHER RELATIVES OR NONRELATIVES . . . . .                                    | 253 900 | NA      |
| UNDER 65 YEARS . . . . .  | 13 200  | 9 500   | WITH OTHER RELATIVES AND NONRELATIVES . . . . .                                 | 800     | NA      |
| 65 YEARS AND OVER . . . . .   | 12 700  | 7 500   | WITH OTHER RELATIVES, NO NONRELATIVES . . . . .                                 | 31 600  | NA      |
| RENTER OCCUPIED . . . . .   | 131 800 | 100 100 | WITH OTHER RELATIVES, NO OTHER RELATIVES . . . . .                              | 4 900   | NA      |
| 2-OR-MORE-PERSON HOUSEHOLDS . . . . .   | 95 200  | 81 700  | RENTER OCCUPIED . . . . .   | 131 800 | NA      |
| MALE HEAD, WIFE PRESENT, NO<br>NONRELATIVES . . . . .                           | 69 900  | 67 200  | NO OTHER RELATIVES OR NONRELATIVES . . . . .                                    | 112 500 | NA      |
| UNDER 25 YEARS . . . . .  | 14 000  | 13 200  | WITH OTHER RELATIVES AND NONRELATIVES . . . . .                                 | 300     | NA      |
| 25 TO 29 YEARS . . . . .  | 16 200  | 15 000  | WITH OTHER RELATIVES, NO NONRELATIVES . . . . .                                 | 9 200   | NA      |
| 30 TO 34 YEARS . . . . .  | 10 600  | 8 900   | WITH NONRELATIVES, NO OTHER RELATIVES . . . . .                                 | 9 700   | NA      |
| 35 TO 44 YEARS . . . . .  | 10 400  | 11 400  | YEARS OF SCHOOL COMPLETED BY HEAD   |         |         |
| 45 TO 64 YEARS . . . . .  | 14 300  | 14 400  | OWNER OCCUPIED . . . . .  | 291 200 | NA      |
| 65 YEARS AND OVER . . . . .   | 4 500   | 4 100   | NO SCHOOL YEARS COMPLETED . . . . .   | 300     | NA      |
| OTHER MALE HEAD . . . . .   | 9 000   | 4 100   | ELEMENTARY: LESS THAN 8 YEARS . . . . .   | 23 500  | NA      |
| UNDER 65 YEARS . . . . .  | 8 500   | 3 600   | 8 YEARS . . . . .   | 21 000  | NA      |
| 65 YEARS AND OVER . . . . .   | 500     | 500     | HIGH SCHOOL: 1 TO 3 YEARS . . . . .   | 42 300  | NA      |
| FEMALE HEAD . . . . .   | 16 200  | 10 500  | 4 YEARS . . . . .   | 85 900  | NA      |
| UNDER 65 YEARS . . . . .  | 14 500  | 9 500   | COLLEGE: 1 TO 3 YEARS . . . . .   | 41 900  | NA      |
| 65 YEARS AND OVER . . . . .   | 1 700   | 1 000   | 4 YEARS OR MORE . . . . .   | 76 200  | NA      |
| 1-PERSON HOUSEHOLDS . . . . .   | 26 600  | 18 500  | MEDIAN . . . . .  | 12.7    | NA      |
| UNDER 65 YEARS . . . . .  | 37 300  | 13 400  |   |         |         |
| 65 YEARS AND OVER . . . . .   | 9 300   | 5 100   |   |         |         |

TABLE C-1. CHARACTERISTICS OF THE HOUSING INVENTORY: 1976 AND 1970--CONTINUED

(DATA BASED ON SAMPLE, SEE TEXT, FOR MINIMUM BASE FOR DERIVED FIGURES (PERCENT, MEDIAN, ETC.) AND MEANING OF SYMBOLS; SEE TEXT)

| STANDARD METROPOLITAN STATISTICAL AREA<br>BALTIMORE, MD.<br>NOT IN CENTRAL CITY | TOTAL   |         | STANDARD METROPOLITAN STATISTICAL AREA<br>BALTIMORE, MD.<br>NOT IN CENTRAL CITY | TOTAL   |         |
|---|---------|---------|---|---------|---------|
|   | 1976    | 1970    |   | 1976    | 1970    |
| ALL OCCUPIED HOUSING UNITS--CON.  |         |         | ALL OCCUPIED HOUSING UNITS--CON.  |         |         |
| YEARS OF SCHOOL COMPLETED BY<br>HEAD--CONTINUED                                 |         |         | TRAVEL TIME FROM HOME TO WORK <sup>1</sup>                                      |         |         |
| RENTER OCCUPIED . . . . .   | 131 800 | NA      | OWNER OCCUPIED . . . . .  | 230 400 | NA      |
| NO SCHOOL YEARS COMPLETED . . . . .   | 300     | NA      | LESS THAN 15 MINUTES . . . . .  | 37 100  | NA      |
| ELEMENTARY: LESS THAN 8 YEARS . . . . .   | 10 400  | NA      | 15 TO 29 MINUTES . . . . .  | 72 000  | NA      |
| 8 YEARS . . . . .   | 5 900   | NA      | 30 TO 44 MINUTES . . . . .  | 55 400  | NA      |
| HIGH SCHOOL: 1 TO 3 YEARS . . . . .   | 21 400  | NA      | 45 TO 59 MINUTES . . . . .  | 21 900  | NA      |
| 4 YEARS . . . . .   | 44 200  | NA      | 1 HOUR TO 1 HOUR AND 29 MINUTES . . . . .                                       | 12 100  | NA      |
| COLLEGE: 1 TO 3 YEARS . . . . .   | 21 200  | NA      | 1 HOUR AND 30 MINUTES OR MORE . . . . .   | 1 600   | NA      |
| 4 YEARS OR MORE . . . . .   | 28 400  | NA      | WORKS AT HOME . . . . .   | 2 500   | NA      |
| MEDIAN . . . . .  | 12.6    | NA      | NO FIXED PLACE OF WORK . . . . .  | 27 000  | NA      |
|   |         |         | NOT REPORTED . . . . .  | 800     | NA      |
|   |         |         | MEDIAN . . . . .  | 28      | NA      |
| YEAR HEAD MOVED INTO UNIT   |         |         | RENTER OCCUPIED . . . . .   | 104 100 | NA      |
| OWNER OCCUPIED . . . . .  | 291 200 | 234 400 | LESS THAN 15 MINUTES . . . . .  | 29 400  | NA      |
| 1975 OR LATER . . . . .   | 39 100  | NA      | 15 TO 29 MINUTES . . . . .  | 32 300  | NA      |
| MOVED IN WITHIN PAST 12 MONTHS . . . . .  | 25 500  | NA      | 30 TO 44 MINUTES . . . . .  | 21 600  | NA      |
| APRIL 1970 TO 1974 . . . . .  | 71 500  | NA      | 45 TO 59 MINUTES . . . . .  | 6 600   | NA      |
| 1965 TO MARCH 1970 . . . . .  | 51 700  | 80 600  | 1 HOUR TO 1 HOUR AND 29 MINUTES . . . . .                                       | 2 800   | NA      |
| 1960 TO 1964 . . . . .  | 37 600  | 48 700  | 1 HOUR AND 30 MINUTES OR MORE . . . . .   | 800     | NA      |
| 1950 TO 1959 . . . . .  | 63 500  | 69 800  | WORKS AT HOME . . . . .   | 1 500   | NA      |
| 1949 OR EARLIER . . . . .   | 27 700  | 35 300  | NO FIXED PLACE OF WORK . . . . .  | 8 900   | NA      |
|   |         |         | NOT REPORTED . . . . .  | 200     | NA      |
|   |         |         | MEDIAN . . . . .  | 23      | NA      |
| RENTER OCCUPIED . . . . .   | 131 800 | 100 100 | HEATING EQUIPMENT   |         |         |
| 1975 OR LATER . . . . .   | 67 600  | NA      | ALL YEAR-ROUND HOUSING UNITS . . . . .  | 441 400 | 347 600 |
| MOVED IN WITHIN PAST 12 MONTHS . . . . .  | 45 700  | NA      | WARM-AIR FURNACE . . . . .  | 287 400 | 199 500 |
| APRIL 1970 TO 1974 . . . . .  | 42 700  | NA      | HEAT PUMP . . . . .   | 900     |         |
| 1965 TO MARCH 1970 . . . . .  | 14 300  | 80 800  | STEAM OR HOT WATER . . . . .  | 114 700 | 99 200  |
| 1960 TO 1964 . . . . .  | 3 300   | 9 700   | BUILT-IN ELECTRIC UNITS . . . . .   | 16 300  | 11 400  |
| 1950 TO 1959 . . . . .  | 2 800   | 6 200   | FLOOR, WALL, OR PIPELESS FURNACE . . . . .                                      | 9 800   | 12 400  |
| 1949 OR EARLIER . . . . .   | 1 100   | 3 400   | ROOM HEATERS WITH FLUE . . . . .  | 8 500   | 17 100  |
|   |         |         | ROOM HEATERS WITHOUT FLUE . . . . .   | 700     | 3 200   |
| HEAD'S PRINCIPAL MEANS OF<br>TRANSPORTATION TO WORK <sup>1</sup>                |         |         | FIREPLACES, STOVES, PORTABLE HEATERS . . . . .                                  | 2 300   | 3 900   |
| OWNER OCCUPIED . . . . .  | 230 400 | NA      | NONE . . . . .  | 800     | 800     |
| DRIVES SELF . . . . .   | 170 300 | NA      | OWNER OCCUPIED . . . . .  | 291 200 | 234 400 |
| CARPPOOL . . . . .  | 50 200  | NA      | WARM-AIR FURNACE . . . . .  | 187 100 | 140 000 |
| MASS TRANSPORTATION . . . . .   | 4 000   | NA      | HEAT PUMP . . . . .   | 800     |         |
| BICYCLE OR MOTORCYCLE . . . . .   | 300     | NA      | STEAM OR HOT WATER . . . . .  | 79 400  | 68 400  |
| TAXICAB . . . . .   | 200     | NA      | BUILT-IN ELECTRIC UNITS . . . . .   | 12 700  | 7 000   |
| WALKS ONLY . . . . .  | 1 900   | NA      | FLOOR, WALL, OR PIPELESS FURNACE . . . . .                                      | 6 600   | 8 000   |
| OTHER MEANS . . . . .   | 600     | NA      | ROOM HEATERS WITH FLUE . . . . .  | 3 200   | 8 000   |
| WORKS AT HOME . . . . .   | 2 500   | NA      | ROOM HEATERS WITHOUT FLUE . . . . .   | 100     | 1 300   |
| NOT REPORTED . . . . .  | 300     | NA      | FIREPLACES, STOVES, PORTABLE HEATERS . . . . .                                  | 1 200   | 1 800   |
|   |         |         | NONE . . . . .  | -       | 100     |
| RENTER OCCUPIED . . . . .   | 104 100 | NA      | RENTER OCCUPIED . . . . .   | 131 800 | 100 100 |
| DRIVES SELF . . . . .   | 72 800  | NA      | WARM-AIR FURNACE . . . . .  | 90 400  | 52 000  |
| CARPPOOL . . . . .  | 19 000  | NA      | HEAT PUMP . . . . .   | 200     |         |
| MASS TRANSPORTATION . . . . .   | 3 700   | NA      | STEAM OR HOT WATER . . . . .  | 30 600  | 28 200  |
| BICYCLE OR MOTORCYCLE . . . . .   | 1 200   | NA      | BUILT-IN ELECTRIC UNITS . . . . .   | 2 500   | 4 100   |
| TAXICAB . . . . .   | 200     | NA      | FLOOR, WALL, OR PIPELESS FURNACE . . . . .                                      | 2 900   | 4 100   |
| WALKS ONLY . . . . .  | 5 400   | NA      | ROOM HEATERS WITH FLUE . . . . .  | 4 200   | 8 300   |
| OTHER MEANS . . . . .   | 200     | NA      | ROOM HEATERS WITHOUT FLUE . . . . .   | 600     | 1 700   |
| WORKS AT HOME . . . . .   | 1 500   | NA      | FIREPLACES, STOVES, PORTABLE HEATERS . . . . .                                  | 500     | 1 700   |
| NOT REPORTED . . . . .  | 200     | NA      | NONE . . . . .  | -       | 100     |
|   |         |         | ALL YEAR-ROUND HOUSING UNITS . . . . .  | 441 400 | 347 600 |
| DISTANCE FROM HOME TO WORK <sup>1</sup>   |         |         | AIR CONDITIONING  |         |         |
| OWNER OCCUPIED . . . . .  | 230 400 | NA      | ROOM UNIT(S) . . . . .  | 152 800 | 111 000 |
| LESS THAN 1 MILE . . . . .  | 5 900   | NA      | CENTRAL SYSTEM . . . . .  | 173 800 | 71 200  |
| 1 TO 4 MILES . . . . .  | 31 700  | NA      | NONE . . . . .  | 114 800 | 165 400 |
| 5 TO 9 MILES . . . . .  | 38 700  | NA      | ELEVATOR IN STRUCTURE   |         |         |
| 10 TO 29 MILES . . . . .  | 99 500  | NA      | 4 FLOORS OR MORE . . . . .  | 3 100   | 3 500   |
| 30 TO 49 MILES . . . . .  | 20 300  | NA      | WITH ELEVATOR . . . . .   | 1 500   | 2 100   |
| 50 MILES OR MORE . . . . .  | 2 500   | NA      | WALK-UP . . . . .   | 1 600   | 1 400   |
| WORKS AT HOME . . . . .   | 2 500   | NA      | 1 TO 3 FLOORS . . . . .   | 438 300 | 344 100 |
| NO FIXED PLACE OF WORK . . . . .  | 27 000  | NA      | BASEMENT  |         |         |
| NOT REPORTED . . . . .  | 2 300   | NA      | WITH BASEMENT . . . . .   | 301 900 | 249 000 |
| MEDIAN . . . . .  | 14.6    | NA      | NO BASEMENT . . . . .   | 139 600 | 85 500  |
| RENTER OCCUPIED . . . . .   | 104 100 | NA      | SOURCE OF WATER   |         |         |
| LESS THAN 1 MILE . . . . .  | 8 700   | NA      | PUBLIC SYSTEM OR PRIVATE COMPANY . . . . .                                      | 343 700 | 265 400 |
| 1 TO 4 MILES . . . . .  | 22 700  | NA      | INDIVIDUAL WELL . . . . .   | 95 000  | 77 700  |
| 5 TO 9 MILES . . . . .  | 18 800  | NA      | DRILLED . . . . .   | 66 900  | NA      |
| 10 TO 29 MILES . . . . .  | 35 800  | NA      | DUG . . . . .   | 16 300  | NA      |
| 30 TO 49 MILES . . . . .  | 5 100   | NA      | NOT REPORTED . . . . .  | 11 900  | NA      |
| 50 MILES OR MORE . . . . .  | 900     | NA      | OTHER . . . . .   | 2 700   | 4 500   |
| WORKS AT HOME . . . . .   | 1 500   | NA      |   |         |         |
| NO FIXED PLACE OF WORK . . . . .  | 8 900   | NA      |   |         |         |
| NOT REPORTED . . . . .  | 1 700   | NA      |   |         |         |
| MEDIAN . . . . .  | 8.9     | NA      |   |         |         |

<sup>1</sup>LIMITED TO HEADS WHO REPORTED HAVING A JOB THE WEEK PRIOR TO ENUMERATION.

TABLE C-1. CHARACTERISTICS OF THE HOUSING INVENTORY: 1976 AND 1970--CONTINUED

(DATA BASED ON SAMPLE, SEE TEXT. FOR MINIMUM BASE FOR DERIVED FIGURES (PERCENT, MEDIAN, ETC.) AND MEANING OF SYMBOLS, SEE TEXT)

| STANDARD METROPOLITAN STATISTICAL AREA<br>BALTIMORE, MD.<br>NOT IN CENTRAL CITY | TOTAL   |         | STANDARD METROPOLITAN STATISTICAL AREA<br>BALTIMORE, MD.<br>NOT IN CENTRAL CITY | TOTAL   |         |
|---|---------|---------|---|---------|---------|
|   | 1976    | 1970    |   | 1976    | 1970    |
| ALL YEAR-ROUND HOUSING UNITS--<br>CONTINUED                                     |         |         | ALL OCCUPIED HOUSING UNITS--<br>CONTINUED                                       |         |         |
| SEWAGE DISPOSAL   |         |         | COOKING FUEL  |         |         |
| PUBLIC SEWER . . . . .  | 315 700 | 230 700 | UTILITY GAS . . . . .   | 215 400 | 178 600 |
| SEPTIC TANK OR CESSPOOL . . . . .   | 121 800 | 109 000 | BOTTLED, TANK, OR LP GAS . . . . .  | 43 800  | 41 700  |
| OTHER . . . . .   | 3 900   | 7 900   | ELECTRICITY . . . . .   | 163 300 | 110 600 |
| ALL OCCUPIED HOUSING UNITS . . . . .  | 423 000 | 334 500 | FUEL OIL, KEROSENE, ETC. . . . .  | 200     | 1 700   |
| TELEPHONE AVAILABLE   |         |         | COAL OR COKE . . . . .  | -       | 200     |
| YES . . . . .   | 408 200 | 313 500 | WOOD . . . . .  | 200     | 1 000   |
| NO . . . . .  | 14 800  | 21 000  | OTHER FUEL . . . . .  | -       | 100     |
| AUTOMOBILES AND TRUCKS AVAILABLE  |         |         | NONE . . . . .  | 200     | 600     |
| AUTOMOBILES:  |         |         | ALL OCCUPIED 1-FAMILY HOMES AND<br>MOBILE HOMES OR TRAILERS . . . . .           | 333 700 | NA      |
| 1 . . . . .   | 180 900 | 155 000 | STORM WINDOWS OR OTHER PROTECTIVE<br>WINDOW COVERING                            |         |         |
| 2 . . . . .   | 160 000 | 129 200 | ALL WINDOWS COVERED . . . . .   | 201 700 | NA      |
| 3 OR MORE . . . . .   | 46 600  | 23 800  | SOME WINDOWS COVERED . . . . .  | 60 300  | NA      |
| NONE . . . . .  | 35 500  | 26 500  | NO WINDOWS COVERED . . . . .  | 69 300  | NA      |
| TRUCKS:   |         |         | NOT REPORTED . . . . .  | 2 300   | NA      |
| 1 . . . . .   | 66 200  | NA      | STORM DOORS   |         |         |
| 2 OR MORE . . . . .   | 6 500   | NA      | ALL DOORS COVERED . . . . .   | 210 900 | NA      |
| NONE . . . . .  | 350 300 | NA      | SOME DOORS COVERED . . . . .  | 65 900  | NA      |
| OWNED SECOND HOME   |         |         | NO DOORS COVERED . . . . .  | 53 700  | NA      |
| YES . . . . .   | 15 600  | 10 800  | NOT REPORTED . . . . .  | 3 300   | NA      |
| NO . . . . .  | 407 400 | 323 700 | HOUSE HEATING FUEL  |         |         |
| UTILITY GAS . . . . .   | 223 500 | 162 900 | UTILITY GAS . . . . .   | 223 500 | 162 900 |
| BOTTLED, TANK, OR LP GAS . . . . .  | 3 000   | 4 800   | BOTTLED, TANK, OR LP GAS . . . . .  | 3 000   | 4 800   |
| FUEL OIL, KEROSENE, ETC. . . . .  | 161 800 | 146 900 | FUEL OIL, KEROSENE, ETC. . . . .  | 161 800 | 146 900 |
| ELECTRICITY . . . . .   | 32 800  | 14 600  | ELECTRICITY . . . . .   | 32 800  | 14 600  |
| COAL OR COKE . . . . .  | 900     | 2 700   | COAL OR COKE . . . . .  | 900     | 2 700   |
| WOOD . . . . .  | 800     | 1 300   | WOOD . . . . .  | 800     | 1 300   |
| OTHER FUEL . . . . .  | -       | 1 100   | OTHER FUEL . . . . .  | -       | 1 100   |
| NONE . . . . .  | -       | 200     | NONE . . . . .  | -       | 200     |
|   |         |         | ATTIC OR ROOF INSULATION  |         |         |
|   |         |         | YES . . . . .   | 273 100 | NA      |
|   |         |         | NO . . . . .  | 26 600  | NA      |
|   |         |         | DON'T KNOW . . . . .  | 31 700  | NA      |
|   |         |         | NOT REPORTED . . . . .  | 2 300   | NA      |



TABLE C-2. FINANCIAL CHARACTERISTICS OF THE HOUSING INVENTORY: 1976 AND 1970

(DATA BASED ON SAMPLE, SEE TEXT. FOR MINIMUM BASE FOR DERIVED FIGURES (PERCENT, MEDIAN, ETC.) AND MEANING OF SYMBOLS, SEE TEXT)

| STANDARD METROPOLITAN STATISTICAL AREA<br>BALTIMORE, MD.<br>NOT IN CENTRAL CITY | TOTAL   |         | STANDARD METROPOLITAN STATISTICAL AREA<br>BALTIMORE, MD.<br>NOT IN CENTRAL CITY | TOTAL   |      |
|---|---------|---------|---|---------|------|
|   | 1976    | 1970    |   | 1976    | 1970 |
| ALL OCCUPIED HOUSING UNITS . . .  | 423 000 | 334 500 |   |         |      |
|   |         |         | SPECIFIED OWNER OCCUPIED <sup>2</sup> --CON.                                    |         |      |
|   |         |         | REAL ESTATE TAXES LAST YEAR   |         |      |
| INCOME <sup>1</sup>   |         |         | LESS THAN \$100 . . . . .   | 3 500   | NA   |
| OWNER OCCUPIED  |         |         | \$100 TO \$199 . . . . .  | 6 800   | NA   |
| LESS THAN \$3,000 . . . . .   | 291 200 | 234 400 | \$200 TO \$299 . . . . .  | 16 300  | NA   |
| \$3,000 TO \$4,999 . . . . .  | 8 500   | 15 700  | \$300 TO \$349 . . . . .  | 15 500  | NA   |
| \$5,000 TO \$6,999 . . . . .  | 10 900  | 11 300  | \$350 TO \$399 . . . . .  | 21 000  | NA   |
| \$7,000 TO \$7,999 . . . . .  | 10 900  | 15 200  | \$400 TO \$499 . . . . .  | 45 600  | NA   |
| \$8,000 TO \$8,999 . . . . .  | 5 900   |         | \$500 TO \$599 . . . . .  | 38 700  | NA   |
| \$9,000 TO \$9,999 . . . . .  | 5 200   | 40 300  | \$600 TO \$699 . . . . .  | 27 200  | NA   |
| \$10,000 TO \$12,499 . . . . .  | 5 400   |         | \$700 TO \$799 . . . . .  | 17 500  | NA   |
| \$12,500 TO \$14,999 . . . . .  | 17 100  | 75 100  | \$800 TO \$999 . . . . .  | 20 600  | NA   |
| \$15,000 TO \$17,499 . . . . .  | 21 800  |         | \$1,000 OR MORE . . . . .   | 14 200  | NA   |
| \$17,500 TO \$19,999 . . . . .  | 30 900  | 59 800  | NOT REPORTED . . . . .  | 34 700  | NA   |
| \$20,000 TO \$24,999 . . . . .  | 26 600  |         | MEDIAN . . . . .  | 512     | NA   |
| \$25,000 TO \$29,999 . . . . .  | 52 200  |         |   |         |      |
| \$30,000 TO \$34,999 . . . . .  | 30 500  |         |   |         |      |
| \$35,000 OR MORE . . . . .  | 24 400  | 17 000  |   |         |      |
| MEDIAN . . . . .  | 41 000  | 12300   |   |         |      |
|   | 20200   |         | SELECTED MONTHLY HOUSING COSTS <sup>4</sup>                                     |         |      |
| RENTER OCCUPIED.  |         |         | UNITS WITH A MORTGAGE . . . . .   | 171 000 | NA   |
| LESS THAN \$3,000 . . . . .   | 131 800 | 100 100 | LESS THAN \$100 . . . . .   | 300     | NA   |
| \$3,000 TO \$4,999 . . . . .  | 8 500   | 11 600  | \$100 TO \$119 . . . . .  | 600     | NA   |
| \$5,000 TO \$6,999 . . . . .  | 7 600   | 10 200  | \$120 TO \$149 . . . . .  | 6 800   | NA   |
| \$7,000 TO \$7,999 . . . . .  | 10 900  | 14 600  | \$150 TO \$174 . . . . .  | 10 800  | NA   |
| \$8,000 TO \$8,999 . . . . .  | 7 100   |         | \$175 TO \$199 . . . . .  | 15 400  | NA   |
| \$9,000 TO \$9,999 . . . . .  | 6 000   | 24 800  | \$200 TO \$224 . . . . .  | 16 700  | NA   |
| \$10,000 TO \$12,499 . . . . .  | 8 500   |         | \$225 TO \$249 . . . . .  | 15 600  | NA   |
| \$12,500 TO \$14,999 . . . . .  | 19 400  | 25 600  | \$250 TO \$274 . . . . .  | 13 300  | NA   |
| \$15,000 TO \$17,499 . . . . .  | 13 300  |         | \$275 TO \$299 . . . . .  | 13 100  | NA   |
| \$17,500 TO \$19,999 . . . . .  | 13 700  |         | \$300 TO \$349 . . . . .  | 22 900  | NA   |
| \$20,000 TO \$24,999 . . . . .  | 11 000  | 11 200  | \$350 TO \$399 . . . . .  | 14 200  | NA   |
| \$25,000 TO \$29,999 . . . . .  | 13 900  |         | \$400 TO \$499 . . . . .  | 16 500  | NA   |
| \$30,000 TO \$34,999 . . . . .  | 6 200   | 2 100   | \$500 OR MORE . . . . .   | 8 400   | NA   |
| \$35,000 OR MORE . . . . .  | 1 900   |         | NOT REPORTED . . . . .  | 16 400  | NA   |
| MEDIAN . . . . .  | 3 700   | 8700    | MEDIAN . . . . .  | 270     | NA   |
|   | 12200   |         |   |         |      |
| SPECIFIED OWNER OCCUPIED <sup>2</sup> . . . . .                                 | 261 800 | 209 700 | UNITS OWNED FREE AND CLEAR . . . . .  | 90 800  | NA   |
| VALUE   |         |         | LESS THAN \$50 . . . . .  | 1 100   | NA   |
| LESS THAN \$5,000 . . . . .   | 200     | 1 500   | \$50 TO \$69 . . . . .  | 7 100   | NA   |
| \$5,000 TO \$9,999 . . . . .  | 1 200   | 15 700  | \$70 TO \$79 . . . . .  | 7 100   | NA   |
| \$10,000 TO \$12,499 . . . . .  | 1 500   | 23 400  | \$80 TO \$89 . . . . .  | 8 700   | NA   |
| \$12,500 TO \$14,999 . . . . .  | 1 400   | 24 000  | \$90 TO \$99 . . . . .  | 9 400   | NA   |
| \$15,000 TO \$17,499 . . . . .  | 2 600   | 27 000  | \$100 TO \$119 . . . . .  | 20 800  | NA   |
| \$17,500 TO \$19,999 . . . . .  | 4 800   | 23 800  | \$120 TO \$149 . . . . .  | 14 300  | NA   |
| \$20,000 TO \$24,999 . . . . .  | 4 800   |         | \$150 TO \$199 . . . . .  | 9 700   | NA   |
| \$25,000 TO \$29,999 . . . . .  | 15 300  | 37 300  | \$200 OR MORE . . . . .   | 3 300   | NA   |
| \$30,000 TO \$34,999 . . . . .  | 18 500  | 34 600  | NOT REPORTED . . . . .  | 9 300   | NA   |
| \$35,000 TO \$39,999 . . . . .  | 31 200  |         | MEDIAN . . . . .  | 107     | NA   |
| \$40,000 TO \$49,999 . . . . .  | 31 700  | 15 400  |   |         |      |
| \$50,000 TO \$59,999 . . . . .  | 58 900  |         | SELECTED MONTHLY HOUSING COSTS AS<br>PERCENTAGE OF INCOME <sup>4</sup>          |         |      |
| \$60,000 TO \$74,999 . . . . .  | 39 800  |         | UNITS WITH A MORTGAGE . . . . .   | 171 000 | NA   |
| \$75,000 OR MORE . . . . .  | 25 900  | 6 900   | LESS THAN 5 PERCENT . . . . .   | 900     | NA   |
| MEDIAN . . . . .  | 28 700  | 18900   | 5 TO 9 PERCENT . . . . .  | 28 600  | NA   |
|   | 43800   |         | 10 TO 14 PERCENT . . . . .  | 40 500  | NA   |
| VALUE-INCOME RATIO  |         |         | 15 TO 19 PERCENT . . . . .  | 38 500  | NA   |
| LESS THAN 1.5 . . . . .   | 54 300  | 89 400  | 20 TO 24 PERCENT . . . . .  | 21 000  | NA   |
| 1.5 TO 1.9 . . . . .  | 50 300  | 46 100  | 25 TO 29 PERCENT . . . . .  | 12 300  | NA   |
| 2.0 TO 2.4 . . . . .  | 47 800  | 27 000  | 30 TO 34 PERCENT . . . . .  | 5 600   | NA   |
| 2.5 TO 2.9 . . . . .  | 35 600  | 13 800  | 35 TO 39 PERCENT . . . . .  | 2 800   | NA   |
| 3.0 TO 3.9 . . . . .  | 28 200  | 12 900  | 40 TO 49 PERCENT . . . . .  | 1 500   | NA   |
| 4.0 OR MORE . . . . .   | 44 900  | 19 200  | 50 PERCENT OR MORE . . . . .  | 2 600   | NA   |
| NOT COMPUTED . . . . .  | 600     | 1 200   | NOT COMPUTED . . . . .  | 300     | NA   |
| MEDIAN . . . . .  | 2.3     | 1.7     | NOT REPORTED . . . . .  | 16 400  | NA   |
|   |         |         | MEDIAN . . . . .  | 16      | NA   |
| MORTGAGE INSURANCE  |         |         | UNITS OWNED FREE AND CLEAR . . . . .  | 90 800  | NA   |
| UNITS WITH MORTGAGE OR SIMILAR DEBT. . . . .                                    | 171 000 | NA      | LESS THAN 5 PERCENT . . . . .   | 10 300  | NA   |
| INSURED BY FHA, VA, OR FARMERS HOME<br>ADMINISTRATION . . . . .                 | 47 400  | NA      | 5 TO 9 PERCENT . . . . .  | 32 700  | NA   |
| NOT INSURED OR INSURED BY PRIVATE<br>MORTGAGE INSURANCE <sup>3</sup> . . . . .  | 82 800  | NA      | 10 TO 14 PERCENT . . . . .  | 16 600  | NA   |
| DON'T KNOW . . . . .  | 35 100  | NA      | 15 TO 19 PERCENT . . . . .  | 8 100   | NA   |
| NOT REPORTED . . . . .  | 5 700   | NA      | 20 TO 24 PERCENT . . . . .  | 3 600   | NA   |
| UNITS OWNED FREE AND CLEAR . . . . .  | 90 800  | NA      | 25 TO 29 PERCENT . . . . .  | 2 100   | NA   |
|   |         |         | 30 TO 34 PERCENT . . . . .  | 2 000   | NA   |
|   |         |         | 35 TO 39 PERCENT . . . . .  | 1 600   | NA   |
|   |         |         | 40 TO 49 PERCENT . . . . .  | 1 800   | NA   |
|   |         |         | 50 PERCENT OR MORE . . . . .  | 2 500   | NA   |
|   |         |         | NOT COMPUTED . . . . .  | 200     | NA   |
|   |         |         | NOT REPORTED . . . . .  | 9 300   | NA   |
|   |         |         | MEDIAN . . . . .  | 10      | NA   |

<sup>1</sup>INCOME OF FAMILIES AND PRIMARY INDIVIDUALS IN 12 MONTHS PRECEDING DATE OF ENUMERATION; SEE TEXT.

<sup>2</sup>LIMITED TO 1-FAMILY HOMES ON LESS THAN 10 ACRES AND NO BUSINESS ON PROPERTY.

<sup>3</sup>DATA ARE NOT SEPARABLE.

<sup>4</sup>SUM OF PAYMENTS FOR REAL ESTATE TAXES, PROPERTY INSURANCE, UTILITIES, FUEL, WATER, GARBAGE AND TRASH COLLECTION, AND MORTGAGE AT TIME OF ENUMERATION.

TABLE C-2. FINANCIAL CHARACTERISTICS OF THE HOUSING INVENTORY: 1976 AND 1970--CONTINUED

(DATA BASED ON SAMPLE, SEE TEXT. FOR MINIMUM BASE FOR DERIVED FIGURES (PERCENT, MEDIAN, ETC.) AND MEANING OF SYMBOLS, SEE TEXT)

| STANDARD METROPOLITAN STATISTICAL AREA<br>BALTIMORE, MD.<br>NOT IN CENTRAL CITY | TOTAL   |        | STANDARD METROPOLITAN STATISTICAL AREA<br>BALTIMORE, MD.<br>NOT IN CENTRAL CITY | TOTAL   |        |
|---|---------|--------|---|---------|--------|
|   | 1976    | 1970   |   | 1976    | 1970   |
| SPECIFIED OWNER OCCUPIED <sup>1</sup> --CON.                                    |         |        | GROSS RENT--CONTINUED   |         |        |
| ACQUISITION OF PROPERTY   |         |        | NONSUBSIDIZED RENTER OCCUPIED <sup>4</sup>                                      |         |        |
| PLACED OR ASSUMED A MORTGAGE . . . . .  | 231 800 | NA     | LESS THAN \$50 . . . . .  | 115 200 | NA     |
| ACQUIRED THROUGH INHERITANCE OR GIFT . . . . .                                  | 5 700   | NA     | \$50 TO \$59 . . . . .  | 500     | NA     |
| PAID ALL CASH . . . . .   | 17 000  | NA     | \$60 TO \$69 . . . . .  | 100     | NA     |
| ACQUIRED IN OTHER MANNER . . . . .  | 2 800   | NA     | \$70 TO \$79 . . . . .  | 200     | NA     |
| NOT REPORTED . . . . .  | 4 500   | NA     | \$80 TO \$99 . . . . .  | 2 100   | NA     |
| ALTERATIONS AND REPAIRS DURING<br>LAST 12 MONTHS                                |         |        | \$100 TO \$119 . . . . .  | 4 600   | NA     |
| NO ALTERATIONS OR REPAIRS . . . . .   | 76 100  | NA     | \$120 TO \$149 . . . . .  | 9 200   | NA     |
| ALTERATIONS AND REPAIRS COSTING LESS<br>THAN \$100 <sup>2</sup> . . . . .       | 89 900  | NA     | \$150 TO \$174 . . . . .  | 11 200  | NA     |
| ADDITIONS . . . . .   | 200     | NA     | \$175 TO \$199 . . . . .  | 16 000  | NA     |
| ALTERATIONS . . . . .   | 17 300  | NA     | \$200 TO \$224 . . . . .  | 18 900  | NA     |
| REPLACEMENTS . . . . .  | 13 300  | NA     | \$225 TO \$249 . . . . .  | 18 300  | NA     |
| REPAIRS . . . . .   | 71 200  | NA     | \$250 TO \$274 . . . . .  | 11 700  | NA     |
| ALTERATIONS AND REPAIRS COSTING \$100<br>OR MORE <sup>2</sup> . . . . .         | 132 800 | NA     | \$275 TO \$299 . . . . .  | 6 300   | NA     |
| ADDITIONS . . . . .   | 17 400  | NA     | \$300 TO \$349 . . . . .  | 6 300   | NA     |
| ALTERATIONS . . . . .   | 56 300  | NA     | \$350 OR MORE . . . . .   | 4 500   | NA     |
| REPLACEMENTS . . . . .  | 50 200  | NA     | NO CASH RENT . . . . .  | 5 000   | NA     |
| REPAIRS . . . . .   | 66 500  | NA     | MEDIAN . . . . .  | 214     | NA     |
| NOT REPORTED . . . . .  | 3 000   | NA     | GROSS RENT AS PERCENTAGE OF INCOME  |         |        |
| PLANS FOR IMPROVEMENTS DURING<br>NEXT 12 MONTHS                                 |         |        | SPECIFIED RENTER OCCUPIED <sup>3</sup>  |         |        |
| NONE PLANNED . . . . .  | 106 800 | NA     | LESS THAN 10 PERCENT . . . . .  | 129 300 | 94 700 |
| SOME PLANNED . . . . .  | 134 300 | NA     | 10 TO 14 PERCENT . . . . .  | 7 100   | 8 200  |
| COSTING LESS THAN \$100 . . . . .   | 31 000  | NA     | 15 TO 19 PERCENT . . . . .  | 24 000  | 20 600 |
| COSTING \$100 OR MORE . . . . .   | 99 400  | NA     | 20 TO 24 PERCENT . . . . .  | 28 500  | 19 700 |
| DON'T KNOW . . . . .  | 3 300   | NA     | 25 TO 34 PERCENT . . . . .  | 20 800  | 12 800 |
| NOT REPORTED . . . . .  | 600     | NA     | 35 PERCENT OR MORE . . . . .  | 22 400  | 11 200 |
| DON'T KNOW . . . . .  | 17 500  | NA     | NOT COMPUTED . . . . .  | 21 000  | 14 200 |
| NOT REPORTED . . . . .  | 3 200   | NA     | MEDIAN . . . . .  | 5 500   | 7 900  |
| GROSS RENT  |         |        | NONSUBSIDIZED RENTER OCCUPIED <sup>4</sup>                                      |         |        |
| SPECIFIED RENTER OCCUPIED <sup>3</sup>  |         |        | LESS THAN 10 PERCENT . . . . .  | 115 200 | NA     |
| LESS THAN \$50 . . . . .  | 1 100   | 94 700 | 10 TO 14 PERCENT . . . . .  | 6 700   | NA     |
| \$50 TO \$59 . . . . .  | 300     | 1 600  | 15 TO 19 PERCENT . . . . .  | 22 800  | NA     |
| \$60 TO \$69 . . . . .  | -       | 1 300  | 20 TO 24 PERCENT . . . . .  | 25 700  | NA     |
| \$70 TO \$79 . . . . .  | 300     | 2 300  | 25 TO 34 PERCENT . . . . .  | 16 900  | NA     |
| \$80 TO \$99 . . . . .  | 2 800   | 3 700  | 35 PERCENT OR MORE . . . . .  | 19 500  | NA     |
| \$100 TO \$119 . . . . .  | 5 900   | 11 900 | NOT COMPUTED . . . . .  | 18 000  | NA     |
| \$120 TO \$149 . . . . .  | 13 000  | 14 700 | MEDIAN . . . . .  | 5 500   | NA     |
| \$150 TO \$174 . . . . .  | 13 400  | 21 600 | CONTRACT RENT   |         |        |
| \$175 TO \$199 . . . . .  | 18 700  | 23 400 | SPECIFIED RENTER OCCUPIED <sup>3</sup>  |         |        |
| \$200 TO \$224 . . . . .  | 20 000  | 6 700  | LESS THAN \$50 . . . . .  | 129 300 | 94 700 |
| \$225 TO \$249 . . . . .  | 19 600  | 700    | \$50 TO \$59 . . . . .  | 1 900   | 4 400  |
| \$250 TO \$274 . . . . .  | 11 800  | 700    | \$60 TO \$69 . . . . .  | 800     | 2 900  |
| \$275 TO \$299 . . . . .  | 6 500   | 700    | \$70 TO \$79 . . . . .  | 1 700   | 4 500  |
| \$300 TO \$349 . . . . .  | 6 500   | 6 900  | \$80 TO \$99 . . . . .  | 1 600   | 6 600  |
| \$350 OR MORE . . . . .   | 4 500   | 6 900  | \$100 TO \$119 . . . . .  | 4 400   | 16 000 |
| NO CASH RENT . . . . .  | 5 000   | 6 900  | \$120 TO \$149 . . . . .  | 8 700   | 15 900 |
| MEDIAN . . . . .  | 208     | 132    | \$150 TO \$174 . . . . .  | 18 400  | 20 800 |
|   |         |        | \$175 TO \$199 . . . . .  | 18 500  | 12 800 |
|   |         |        | \$200 TO \$224 . . . . .  | 26 400  | 3 500  |
|   |         |        | \$225 TO \$249 . . . . .  | 28 300  | 400    |
|   |         |        | \$250 TO \$299 . . . . .  | 8 500   | 6 900  |
|   |         |        | \$300 OR MORE . . . . .   | 5 200   | 112    |
|   |         |        | NO CASH RENT . . . . .  | 5 000   |        |
|   |         |        | MEDIAN . . . . .  | 181     |        |

<sup>1</sup>LIMITED TO 1-FAMILY HOMES ON LESS THAN 10 ACRES AND NO BUSINESS ON PROPERTY.  
<sup>2</sup>COMPONENTS MAY NOT ADD TO TOTAL BECAUSE MORE THAN ONE IMPROVEMENT WAS MADE.  
<sup>3</sup>EXCLUDES 1-FAMILY HOMES ON 10 ACRES OR MORE.  
<sup>4</sup>EXCLUDES 1-FAMILY HOMES ON 10 ACRES OR MORE, MOBILE HOMES OR TRAILERS, HOUSING UNITS IN PUBLIC HOUSING PROJECTS, AND HOUSING UNITS WITH GOVERNMENT RENT SUBSIDIES; INCLUDES UNITS WHERE THE SUBSIDIZED/NONSUBSIDIZED STATUS WAS NOT REPORTED.

TABLE C-3. SELECTED HOUSING CHARACTERISTICS OF NEW CONSTRUCTION UNITS: 1976

(DATA BASED ON SAMPLE, SEE TEXT. RESTRICTED TO UNITS BUILT APRIL 1970 OR LATER. FOR MINIMUM BASE FOR DERIVED FIGURES (PERCENT, MEDIAN, ETC.) AND MEANING OF SYMBOLS, SEE TEXT)

| STANDARD METROPOLITAN STATISTICAL AREA<br>BALTIMORE, MD.<br>NOT IN CENTRAL CITY | TOTAL  | STANDARD METROPOLITAN STATISTICAL AREA<br>BALTIMORE, MD.<br>NOT IN CENTRAL CITY | TOTAL  |
|---|--------|---|--------|
| ALL HOUSING UNITS . . . . .   | 95 800 | ROOMS--CONTINUED  |        |
| VACANT--SEASONAL AND MIGRATORY. . . . .   | -      | OWNER OCCUPIED. . . . .   | 54 300 |
| TENURE, RACE, AND VACANCY STATUS  |        | 1 AND 2 ROOMS . . . . .   | -      |
| ALL YEAR-ROUND HOUSING UNITS. . . . .   | 95 800 | 3 ROOMS . . . . .   | 200    |
| OCCUPIED. . . . .   | 89 800 | 4 ROOMS . . . . .   | 2 600  |
| OWNER OCCUPIED. . . . .   | 54 300 | 5 ROOMS . . . . .   | 9 100  |
| PERCENT OF ALL OCCUPIED. . . . .  | 60.4   | 6 ROOMS . . . . .   | 16 200 |
| WHITE . . . . .   | 50 700 | 7 ROOMS OR MORE . . . . .   | 26 200 |
| BLACK . . . . .   | 2 800  | MEDIAN. . . . .   | 6.4    |
| RENTER OCCUPIED . . . . .   | 35 600 | RENTER OCCUPIED . . . . .   | 35 600 |
| WHITE . . . . .   | 31 400 | 1 AND 2 ROOMS . . . . .   | 500    |
| BLACK . . . . .   | 4 100  | 3 ROOMS . . . . .   | 8 600  |
| VACANT YEAR-ROUND . . . . .   | 5 900  | 4 ROOMS . . . . .   | 14 500 |
| FOR SALE ONLY . . . . .   | 1 500  | 5 ROOMS . . . . .   | 10 400 |
| COOPERATIVE OR CONDOMINIUM. . . . .   | 500    | 6 ROOMS . . . . .   | 1 100  |
| FOR RENT. . . . .   | 1 500  | 7 ROOMS OR MORE . . . . .   | 500    |
| OTHER VACANT. . . . .   | 2 900  | MEDIAN. . . . .   | 4.1    |
| UNITS IN STRUCTURE  |        | BEDROOMS  |        |
| ALL YEAR-ROUND HOUSING UNITS. . . . .   | 95 800 | ALL YEAR-ROUND HOUSING UNITS. . . . .   | 95 800 |
| 1 . . . . .   | 60 100 | NONE. . . . .   | 600    |
| 2 TO 4. . . . .   | 600    | 1 . . . . .   | 15 600 |
| 5 OR MORE . . . . .   | 30 700 | 2 . . . . .   | 26 400 |
| MOBILE HOME OR TRAILER. . . . .   | 4 400  | 3 . . . . .   | 40 000 |
| OWNER OCCUPIED. . . . .   | 54 300 | 4 OR MORE . . . . .   | 13 200 |
| 1 . . . . .   | 49 200 | OWNER OCCUPIED. . . . .   | 54 300 |
| 2 TO 4. . . . .   | 200    | NONE AND 1. . . . .   | 1 100  |
| 5 OR MORE . . . . .   | 500    | 2 . . . . .   | 5 700  |
| MOBILE HOME OR TRAILER. . . . .   | 4 400  | 3 . . . . .   | 34 900 |
| RENTER OCCUPIED . . . . .   | 35 600 | 4 OR MORE . . . . .   | 12 600 |
| 1 . . . . .   | 8 400  | RENTER OCCUPIED . . . . .   | 35 600 |
| 2 TO 4. . . . .   | 300    | NONE. . . . .   | 300    |
| 5 TO 9. . . . .   | 8 900  | 1 . . . . .   | 13 100 |
| 10 TO 19. . . . .   | 17 300 | 2 . . . . .   | 18 700 |
| 20 TO 49. . . . .   | 600    | 3 OR MORE . . . . .   | 3 400  |
| 50 OR MORE. . . . .   | -      | ALL OCCUPIED HOUSING UNITS. . . . .   | 89 800 |
| MOBILE HOME OR TRAILER. . . . .   | -      | PERSONS   |        |
| PLUMBING FACILITIES   |        | OWNER OCCUPIED. . . . .   | 54 300 |
| ALL YEAR-ROUND HOUSING UNITS. . . . .   | 95 800 | 1 PERSON. . . . .   | 1 900  |
| WITH ALL PLUMBING FACILITIES. . . . .   | 95 600 | 2 PERSONS . . . . .   | 12 000 |
| LACKING SOME OR ALL PLUMBING FACILITIES . . . . .                               | 100    | 3 PERSONS . . . . .   | 13 800 |
| OWNER OCCUPIED. . . . .   | 54 300 | 4 PERSONS . . . . .   | 15 100 |
| WITH ALL PLUMBING FACILITIES. . . . .   | 54 100 | 5 PERSONS . . . . .   | 7 600  |
| LACKING SOME OR ALL PLUMBING FACILITIES . . . . .                               | 100    | 6 PERSONS . . . . .   | 3 200  |
| RENTER OCCUPIED . . . . .   | 35 600 | 7 PERSONS OR MORE . . . . .   | 600    |
| WITH ALL PLUMBING FACILITIES. . . . .   | 35 600 | MEDIAN. . . . .   | 3.4    |
| LACKING SOME OR ALL PLUMBING FACILITIES . . . . .                               | -      | RENTER OCCUPIED . . . . .   | 35 600 |
| COMPLETE BATHROOMS  |        | 1 PERSON. . . . .   | 10 500 |
| ALL YEAR-ROUND HOUSING UNITS. . . . .   | 95 800 | 2 PERSONS . . . . .   | 13 300 |
| 1 . . . . .   | 46 100 | 3 PERSONS . . . . .   | 7 500  |
| 1 AND ONE-HALF. . . . .   | 18 000 | 4 PERSONS . . . . .   | 3 100  |
| 2 OR MORE . . . . .   | 31 600 | 5 PERSONS . . . . .   | 800    |
| ALSO USED BY ANOTHER HOUSEHOLD. . . . .   | -      | 6 PERSONS . . . . .   | 300    |
| NONE. . . . .   | 100    | 7 PERSONS OR MORE . . . . .   | 200    |
| OWNER OCCUPIED. . . . .   | 54 300 | MEDIAN. . . . .   | 2.0    |
| 1 . . . . .   | 13 900 | PERSONS PER ROOM  |        |
| 1 AND ONE-HALF. . . . .   | 12 900 | OWNER OCCUPIED. . . . .   | 54 300 |
| 2 OR MORE . . . . .   | 27 400 | 0.50 OR LESS. . . . .   | 29 900 |
| ALSO USED BY ANOTHER HOUSEHOLD. . . . .   | -      | 0.51 TO 1.00. . . . .   | 24 000 |
| NONE. . . . .   | 100    | 1.01 TO 1.50. . . . .   | 200    |
| RENTER OCCUPIED . . . . .   | 35 600 | 1.51 OR MORE. . . . .   | 200    |
| 1 . . . . .   | 28 400 | RENTER OCCUPIED . . . . .   | 35 600 |
| 1 AND ONE-HALF. . . . .   | 4 200  | 0.50 OR LESS. . . . .   | 20 600 |
| 2 OR MORE . . . . .   | 3 000  | 0.51 TO 1.00. . . . .   | 14 700 |
| ALSO USED BY ANOTHER HOUSEHOLD. . . . .   | -      | 1.01 TO 1.50. . . . .   | 200    |
| NONE. . . . .   | -      | 1.51 OR MORE. . . . .   | 200    |
| ROOMS   |        | ROOMS   |        |
| ALL YEAR-ROUND HOUSING UNITS. . . . .   | 95 800 | 0.50 OR LESS. . . . .   | 54 300 |
| 1 AND 2 ROOMS . . . . .   | 800    | 0.51 TO 1.00. . . . .   | 29 900 |
| 3 ROOMS . . . . .   | 9 500  | 1.01 TO 1.50. . . . .   | 24 000 |
| 4 ROOMS . . . . .   | 19 000 | 1.51 OR MORE. . . . .   | 200    |
| 5 ROOMS . . . . .   | 20 800 | RENTER OCCUPIED . . . . .   | 35 600 |
| 6 ROOMS . . . . .   | 18 700 | 0.50 OR LESS. . . . .   | 20 600 |
| 7 ROOMS OR MORE . . . . .   | 27 100 | 0.51 TO 1.00. . . . .   | 14 700 |
| MEDIAN. . . . .   | 5.4    | 1.01 TO 1.50. . . . .   | 200    |
|   |        | 1.51 OR MORE. . . . .   | 200    |

TABLE C-3. SELECTED HOUSING CHARACTERISTICS OF NEW CONSTRUCTION UNITS: 1976--CONTINUED

(DATA BASED ON SAMPLE, SEE TEXT. RESTRICTED TO UNITS BUILT APRIL 1970 OR LATER, FOR MINIMUM BASE FOR DERIVED FIGURES (PERCENT, MEDIAN, ETC.) AND MEANING OF SYMBOLS, SEE TEXT)

| STANDARD METROPOLITAN STATISTICAL AREA<br>BALTIMORE, MD.<br>NOT IN CENTRAL CITY | TOTAL  | STANDARD METROPOLITAN STATISTICAL AREA<br>BALTIMORE, MD.<br>NOT IN CENTRAL CITY | TOTAL  |
|---|--------|---|--------|
| ALL OCCUPIED HOUSING UNITS--CON.  |        | ALL OCCUPIED HOUSING UNITS--CONTINUED   |        |
| HOUSEHOLD COMPOSITION BY AGE OF HEAD  |        | YEARS OF SCHOOL COMPLETED BY HEAD--CONTINUED                                    |        |
| OWNER OCCUPIED . . . . .  | 54 300 | RENTER OCCUPIED . . . . .   | 35 600 |
| 2-OR-MORE-PERSON HOUSEHOLDS   | 52 400 | NO SCHOOL YEARS COMPLETED . . . . .   | -      |
| MALE HEAD, WIFE PRESENT, NO NONRELATIVES . . . . .                              | 48 500 | ELEMENTARY: LESS THAN 8 YEARS . . . . .   | 1 700  |
| UNDER 25 YEARS . . . . .  | 3 100  | 8 YEARS . . . . .   | 1 300  |
| 25 TO 29 YEARS . . . . .  | 7 500  | HIGH SCHOOL: 1 TO 3 YEARS . . . . .   | 4 700  |
| 30 TO 34 YEARS . . . . .  | 12 800 | 4 YEARS . . . . .   | 10 800 |
| 35 TO 44 YEARS . . . . .  | 13 600 | COLLEGE: 1 TO 3 YEARS . . . . .   | 7 500  |
| 45 TO 64 YEARS . . . . .  | 10 800 | 4 YEARS OR MORE . . . . .   | 9 700  |
| 65 YEARS AND OVER . . . . .   | 600    | MEDIAN . . . . .  | 12.9   |
| OTHER MALE HEAD . . . . .   | 1 600  | INCOME <sup>1</sup>   |        |
| UNDER 65 YEARS . . . . .  | 1 600  | OWNER OCCUPIED . . . . .  | 54 300 |
| 65 YEARS AND OVER . . . . .   | -      | LESS THAN \$3,000 . . . . .   | 500    |
| FEMALE HEAD . . . . .   | 2 300  | \$3,000 TO \$4,999 . . . . .  | 300    |
| UNDER 65 YEARS . . . . .  | 2 300  | \$5,000 TO \$6,999 . . . . .  | 500    |
| 65 YEARS AND OVER . . . . .   | -      | \$7,000 TO \$7,999 . . . . .  | 600    |
| 1-PERSON HOUSEHOLDS . . . . .   | 1 900  | \$8,000 TO \$8,999 . . . . .  | 200    |
| UNDER 65 YEARS . . . . .  | 1 900  | \$9,000 TO \$9,999 . . . . .  | 300    |
| 65 YEARS AND OVER . . . . .   | -      | \$10,000 TO \$12,499 . . . . .  | 2 500  |
| RENTER OCCUPIED . . . . .   | 35 600 | \$12,500 TO \$14,999 . . . . .  | 4 000  |
| 2-OR-MORE-PERSON HOUSEHOLDS   | 25 100 | \$15,000 TO \$17,499 . . . . .  | 5 900  |
| MALE HEAD, WIFE PRESENT, NO NONRELATIVES . . . . .                              | 18 100 | \$17,500 TO \$19,999 . . . . .  | 6 700  |
| UNDER 25 YEARS . . . . .  | 4 800  | \$20,000 TO \$24,999 . . . . .  | 15 200 |
| 25 TO 29 YEARS . . . . .  | 6 100  | \$25,000 TO \$29,999 . . . . .  | 6 700  |
| 30 TO 34 YEARS . . . . .  | 3 600  | \$30,000 TO \$34,999 . . . . .  | 4 800  |
| 35 TO 44 YEARS . . . . .  | 900    | \$35,000 OR MORE . . . . .  | 6 100  |
| 45 TO 64 YEARS . . . . .  | 1 400  | MEDIAN . . . . .  | 21900  |
| 65 YEARS AND OVER . . . . .   | 1 200  | RENTER OCCUPIED   | 35 600 |
| OTHER MALE HEAD . . . . .   | 3 000  | LESS THAN \$3,000 . . . . .   | 2 200  |
| UNDER 65 YEARS . . . . .  | 3 000  | \$3,000 TO \$4,999 . . . . .  | 1 400  |
| 65 YEARS AND OVER . . . . .   | -      | \$5,000 TO \$6,999 . . . . .  | 3 400  |
| FEMALE HEAD . . . . .   | 4 100  | \$7,000 TO \$7,999 . . . . .  | 1 700  |
| UNDER 65 YEARS . . . . .  | 3 900  | \$8,000 TO \$8,999 . . . . .  | 2 000  |
| 65 YEARS AND OVER . . . . .   | 200    | \$9,000 TO \$9,999 . . . . .  | 2 400  |
| 1-PERSON HOUSEHOLDS . . . . .   | 10 500 | \$10,000 TO \$12,499 . . . . .  | 4 800  |
| UNDER 65 YEARS . . . . .  | 8 000  | \$12,500 TO \$14,999 . . . . .  | 4 400  |
| 65 YEARS AND OVER . . . . .   | 2 500  | \$15,000 TO \$17,499 . . . . .  | 3 600  |
| OWN CHILDREN UNDER 18 YEARS OLD BY  |        | \$17,500 TO \$19,999 . . . . .  | 3 100  |
| AGE GROUP   |        | \$20,000 TO \$24,999 . . . . .  | 4 200  |
| OWNER OCCUPIED . . . . .  | 54 300 | \$25,000 TO \$29,999 . . . . .  | 1 400  |
| NO OWN CHILDREN UNDER 18 YEARS . . . . .  | 17 100 | \$30,000 TO \$34,999 . . . . .  | 600    |
| WITH OWN CHILDREN UNDER 18 YEARS . . . . .                                      | 37 200 | \$35,000 OR MORE . . . . .  | 300    |
| UNDER 6 YEARS ONLY . . . . .  | 11 500 | MEDIAN . . . . .  | 12400  |
| 1 . . . . .   | 8 100  | SPECIFIED OWNER OCCUPIED <sup>2</sup> . . . . .                                 |        |
| 2 . . . . .   | 3 100  | 41 000  |        |
| 3 OR MORE . . . . .   | 300    | VALUE   |        |
| 6 TO 17 YEARS ONLY . . . . .  | 17 400 | LESS THAN \$10,000 . . . . .  | -      |
| 1 . . . . .   | 5 900  | \$10,000 TO \$19,999 . . . . .  | -      |
| 2 . . . . .   | 7 300  | \$20,000 TO \$24,999 . . . . .  | 900    |
| 3 OR MORE . . . . .   | 4 200  | \$25,000 TO \$29,999 . . . . .  | 1 700  |
| BOTH AGE GROUPS . . . . .   | 8 300  | \$30,000 TO \$34,999 . . . . .  | 3 900  |
| 2 . . . . .   | 3 300  | \$35,000 TO \$39,999 . . . . .  | 9 800  |
| 3 OR MORE . . . . .   | 4 900  | \$40,000 TO \$49,999 . . . . .  | 10 000 |
| RENTER OCCUPIED . . . . .   | 35 600 | \$50,000 TO \$59,999 . . . . .  | 7 500  |
| NO OWN CHILDREN UNDER 18 YEARS . . . . .  | 23 600 | \$60,000 TO \$74,999 . . . . .  | 7 200  |
| WITH OWN CHILDREN UNDER 18 YEARS . . . . .                                      | 12 000 | \$75,000 OR MORE . . . . .  | 54100  |
| UNDER 6 YEARS ONLY . . . . .  | 6 200  | MEDIAN . . . . .  |        |
| 1 . . . . .   | 5 000  | VALUE-INCOME RATIO  |        |
| 2 . . . . .   | 1 100  | LESS THAN 1.5 . . . . .   | 2 300  |
| 3 OR MORE . . . . .   | 200    | 1.5 TO 1.9 . . . . .  | 8 100  |
| 6 TO 17 YEARS ONLY . . . . .  | 4 800  | 2.0 TO 2.4 . . . . .  | 11 700 |
| 1 . . . . .   | 2 300  | 2.5 TO 2.9 . . . . .  | 6 700  |
| 2 . . . . .   | 2 000  | 3.0 TO 3.9 . . . . .  | 7 500  |
| 3 OR MORE . . . . .   | 500    | 4.0 OR MORE . . . . .   | 4 700  |
| BOTH AGE GROUPS . . . . .   | 900    | NOT COMPUTED . . . . .  | -      |
| 2 . . . . .   | 600    | MORTGAGE INSURANCE  |        |
| 3 OR MORE . . . . .   | 300    | UNITS WITH MORTGAGE OR SIMILAR DEBT . . . . .                                   | 39 900 |
| YEARS OF SCHOOL COMPLETED BY HEAD   |        | INSURED BY FHA, VA, OR FARMERS HOME   | 7 900  |
| OWNER OCCUPIED . . . . .  | 54 300 | ADMINISTRATION . . . . .  |        |
| NO SCHOOL YEARS COMPLETED . . . . .   | -      | NOT INSURED OR INSURED BY PRIVATE   | 21 500 |
| ELEMENTARY: LESS THAN 8 YEARS . . . . .   | 1 200  | MORTGAGE INSURANCE <sup>3</sup> . . . . .                                       | 9 200  |
| 8 YEARS . . . . .   | 1 600  | DON'T KNOW . . . . .  | 1 200  |
| HIGH SCHOOL: 1 TO 3 YEARS . . . . .   | 3 600  | NOT REPORTED . . . . .  | 1 100  |
| 4 YEARS . . . . .   | 17 100 | UNITS OWNED FREE AND CLEAR . . . . .  | 1 100  |
| COLLEGE: 1 TO 3 YEARS . . . . .   | 10 600 |   |        |
| 4 YEARS OR MORE . . . . .   | 20 300 |   |        |
| MEDIAN . . . . .  | 14.2   |   |        |

<sup>1</sup>INCOME OF FAMILIES AND PRIMARY INDIVIDUALS IN 12 MONTHS PRECEDING DATE OF ENUMERATION; SEE TEXT.

<sup>2</sup>LIMITED TO 1-FAMILY HOMES ON LESS THAN 10 ACRES AND NO BUSINESS ON PROPERTY.

<sup>3</sup>DATA ARE NOT SEPARABLE.

TABLE C-3. SELECTED HOUSING CHARACTERISTICS OF NEW CONSTRUCTION UNITS: 1976--CONTINUED

(DATA BASED ON SAMPLE, SEE TEXT. RESTRICTED TO UNITS BUILT APRIL 1970 OR LATER. FOR MINIMUM BASE FOR DERIVED FIGURES (PERCENT, MEDIAN, ETC.) AND MEANING OF SYMBOLS, SEE TEXT)

| STANDARD METROPOLITAN STATISTICAL AREA<br>BALTIMORE, MD.<br>NOT IN CENTRAL CITY | TOTAL  | STANDARD METROPOLITAN STATISTICAL AREA<br>BALTIMORE, MD.<br>NOT IN CENTRAL CITY | TOTAL  |
|---|--------|---|--------|
| SPECIFIED OWNER OCCUPIED <sup>1</sup> --CONTINUED                               |        | SPECIFIED RENTER OCCUPIED <sup>3</sup> --CONTINUED                              |        |
| REAL ESTATE TAXES LAST YEAR   |        | GROSS RENT AS PERCENTAGE OF INCOME  |        |
| LESS THAN \$100. . . . .  | -      | LESS THAN 10 PERCENT. . . . .   | 600    |
| \$100 TO \$199. . . . .   | 200    | 10 TO 14 PERCENT. . . . .   | 5 500  |
| \$200 TO \$299. . . . .   | 300    | 15 TO 19 PERCENT. . . . .   | 7 300  |
| \$300 TO \$349. . . . .   | 500    | 20 TO 24 PERCENT. . . . .   | 7 000  |
| \$350 TO \$399. . . . .   | 1 200  | 25 TO 34 PERCENT. . . . .   | 8 800  |
| \$400 TO \$499. . . . .   | 6 500  | 35 PERCENT OR MORE. . . . .   | 5 800  |
| \$500 TO \$599. . . . .   | 7 500  | NOT COMPUTED. . . . .   | 500    |
| \$600 TO \$699. . . . .   | 4 900  | MEDIAN. . . . .   | 23     |
| \$700 TO \$799. . . . .   | 4 300  |   |        |
| \$800 TO \$999. . . . .   | 4 700  |   |        |
| \$1,000 OR MORE. . . . .  | 4 500  |   |        |
| NOT REPORTED. . . . .   | 6 400  |   |        |
| MEDIAN. . . . .   | 623    |   |        |
| SELECTED MONTHLY HOUSING COSTS <sup>2</sup>                                     |        | CONTRACT RENT   |        |
| UNITS WITH A MORTGAGE . . . . .   | 39 900 | CASH RENT . . . . .   | 35 100 |
| LESS THAN \$100. . . . .  | -      | NO CASH RENT. . . . .   | 300    |
| \$100 TO \$119. . . . .   | -      | MEDIAN. . . . .   | 195    |
| \$120 TO \$149. . . . .   | 200    |   |        |
| \$150 TO \$174. . . . .   | 300    |   |        |
| \$175 TO \$199. . . . .   | 200    |   |        |
| \$200 TO \$224. . . . .   | 800    |   |        |
| \$225 TO \$249. . . . .   | 2 300  |   |        |
| \$250 TO \$274. . . . .   | 2 000  |   |        |
| \$275 TO \$299. . . . .   | 3 200  |   |        |
| \$300 TO \$349. . . . .   | 7 200  |   |        |
| \$350 TO \$399. . . . .   | 6 200  |   |        |
| \$400 TO \$499. . . . .   | 8 300  |   |        |
| \$500 OR MORE. . . . .  | 5 100  |   |        |
| NOT REPORTED. . . . .   | 4 100  |   |        |
| MEDIAN. . . . .   | 364    |   |        |
| UNITS OWNED FREE AND CLEAR. . . . .   | 1 100  |   |        |
| SELECTED MONTHLY HOUSING COSTS AS PERCENTAGE OF INCOME <sup>2</sup>             |        | HEATING EQUIPMENT   |        |
| UNITS WITH A MORTGAGE . . . . .   | 39 900 | ALL YEAR-ROUND HOUSING UNITS. . . . .   |        |
| LESS THAN 5 PERCENT. . . . .  | 200    | WARM-AIR FURNACE. . . . .   | 95 800 |
| 5 TO 9 PERCENT. . . . .   | 900    | HEAT PUMP . . . . .   | 84 700 |
| 10 TO 14 PERCENT. . . . .   | 5 700  | STEAM OR HOT WATER. . . . .   | 800    |
| 15 TO 19 PERCENT. . . . .   | 11 500 | BUILT-IN ELECTRIC UNITS . . . . .   | 4 400  |
| 20 TO 24 PERCENT. . . . .   | 7 600  | FLOOR, WALL, OR PIPELESS FURNACE. . . . .                                       | 5 800  |
| 25 TO 29 PERCENT. . . . .   | 5 500  | OTHER MEANS . . . . .   | 200    |
| 30 TO 34 PERCENT. . . . .   | 2 800  | NONE. . . . .   | -      |
| 35 TO 39 PERCENT. . . . .   | 1 300  | OWNER OCCUPIED. . . . .   | -      |
| 40 TO 49 PERCENT. . . . .   | 200    | WARM-AIR FURNACE. . . . .   | 54 300 |
| 50 PERCENT OR MORE. . . . .   | 200    | HEAT PUMP . . . . .   | 46 300 |
| NOT COMPUTED. . . . .   | -      | STEAM OR HOT WATER. . . . .   | 800    |
| NOT REPORTED. . . . .   | 4 100  | BUILT-IN ELECTRIC UNITS . . . . .   | 3 100  |
| MEDIAN. . . . .   | 20     | FLOOR, WALL, OR PIPELESS FURNACE. . . . .                                       | 3 900  |
| UNITS OWNED FREE AND CLEAR. . . . .   | 1 100  | OTHER MEANS . . . . .   | 200    |
|   |        | NONE. . . . .   | -      |
|   |        | RENTER OCCUPIED . . . . .   | 35 600 |
|   |        | WARM-AIR FURNACE. . . . .   | 33 600 |
|   |        | HEAT PUMP . . . . .   | -      |
|   |        | STEAM OR HOT WATER. . . . .   | -      |
|   |        | BUILT-IN ELECTRIC UNITS . . . . .   | 800    |
|   |        | FLOOR, WALL, OR PIPELESS FURNACE. . . . .                                       | 1 200  |
|   |        | OTHER MEANS . . . . .   | -      |
|   |        | NONE. . . . .   | -      |
|   |        | SELECTED EQUIPMENT  |        |
|   |        | ALL YEAR-ROUND HOUSING UNITS. . . . .   |        |
|   |        | WITH AIR CONDITIONING . . . . .   | 95 800 |
|   |        | ROOM UNIT(S). . . . .   | 84 600 |
|   |        | CENTRAL SYSTEM. . . . .   | 7 600  |
|   |        | 4 FLOORS OR MORE. . . . .   | 77 000 |
|   |        | WITH ELEVATOR IN STRUCTURE. . . . .   | 1 100  |
|   |        | WITH BASEMENT . . . . .   | 500    |
|   |        | WITH PUBLIC OR PRIVATE WATER SUPPLY . . . . .                                   | 47 800 |
|   |        | WITH SEWAGE DISPOSAL. . . . .   | 76 300 |
|   |        | PUBLIC SEWER. . . . .   | 95 600 |
|   |        | SEPTIC TANK OR CESSPOOL . . . . .   | 72 100 |
|   |        |   | 23 500 |
|   |        | SPECIFIED RENTER OCCUPIED <sup>3</sup> . . . . .                                |        |
|   |        | 35 400  |        |
|   |        | GROSS RENT  |        |
|   |        | ALL OCCUPIED HOUSING UNITS. . . . .   |        |
|   |        | 89 800  |        |
|   |        | AUTOMOBILES AND TRUCKS AVAILABLE  |        |
|   |        | AUTOMOBILES:  |        |
|   |        | 1 . . . . .   | 36 000 |
|   |        | 2 . . . . .   | 43 100 |
|   |        | 3 OR MORE . . . . .   | 6 500  |
|   |        | NONE. . . . .   | 4 200  |
|   |        | TRUCKS:   |        |
|   |        | 1 . . . . .   | 11 900 |
|   |        | 2 OR MORE . . . . .   | 300    |
|   |        | NONE. . . . .   | 77 700 |
|   |        | OWNED SECOND HOME   |        |
|   |        | YES . . . . .   | 1 700  |
|   |        | NO. . . . .   | 88 100 |

<sup>1</sup>LIMITED TO 1-FAMILY HOMES ON LESS THAN 10 ACRES AND NO BUSINESS ON PROPERTY.  
<sup>2</sup>SUM OF PAYMENTS FOR REAL ESTATE TAXES, PROPERTY INSURANCE, UTILITIES, FUEL, WATER, GARBAGE AND TRASH COLLECTION, AND MORTGAGE AT TIME OF ENUMERATION.  
<sup>3</sup>EXCLUDES 1-FAMILY HOMES ON 10 ACRES OR MORE.

TABLE C-3. SELECTED HOUSING CHARACTERISTICS OF NEW CONSTRUCTION UNITS: 1976--CONTINUED

(DATA BASED ON SAMPLE, SEE TEXT. RESTRICTED TO UNITS BUILT APRIL 1970 OR LATER. FOR MINIMUM BASE FOR DERIVED FIGURES (PERCENT, MEDIAN, ETC.) AND MEANING OF SYMBOLS, SEE TEXT)

| STANDARD METROPOLITAN STATISTICAL AREA<br>BALTIMORE, MD.<br>NOT IN CENTRAL CITY | TOTAL  | STANDARD METROPOLITAN STATISTICAL AREA<br>BALTIMORE, MD.<br>NOT IN CENTRAL CITY | TOTAL  |
|---|--------|---|--------|
| ALL OCCUPIED HOUSING UNITS--CONTINUED   |        | ALL OCCUPIED HOUSING UNITS--CONTINUED   |        |
| HOUSE HEATING FUEL  |        | COOKING FUEL  |        |
| UTILITY GAS . . . . .   | 55 100 | UTILITY GAS . . . . .   | 38 200 |
| BOTTLED, TANK, OR LP GAS . . . . .  | 200    | BOTTLED, TANK, OR LP GAS . . . . .  | 4 100  |
| FUEL OIL, KEROSENE, ETC. . . . .  | 16 800 | ELECTRICITY . . . . .   | 47 500 |
| ELECTRICITY . . . . .   | 17 800 | FUEL OIL, KEROSENE, ETC. . . . .  | -      |
| COAL OR COKE . . . . .  | -      | COAL OR COKE . . . . .  | -      |
| WOOD . . . . .  | -      | WOOD . . . . .  | -      |
| OTHER FUEL . . . . .  | -      | OTHER FUEL . . . . .  | -      |
| NONE . . . . .  | -      | NONE . . . . .  | -      |

TABLE C-4. 1970 CHARACTERISTICS OF HOUSING UNITS REMOVED FROM THE INVENTORY: 1976

(DATA BASED ON SAMPLE, SEE TEXT. FOR MINIMUM BASE FOR DERIVED FIGURES (PERCENT, MEDIAN, ETC.) AND MEANING OF SYMBOLS, SEE TEXT)

| STANDARD METROPOLITAN STATISTICAL AREA<br>BALTIMORE, MD.<br>NOT IN CENTRAL CITY | TOTAL | STANDARD METROPOLITAN STATISTICAL AREA<br>BALTIMORE, MD.<br>NOT IN CENTRAL CITY | TOTAL |
|---|-------|---|-------|
| ALL HOUSING UNITS . . . . .   | 7 200 | ALL YEAR-ROUND HOUSING UNITS--CON.  |       |
| VACANT--SEASONAL AND MIGRATORY . . . . .  | -     | ROOMS--CONTINUED  |       |
| TENURE, RACE, AND VACANCY STATUS  |       | RENTER OCCUPIED . . . . .   | 2 900 |
| ALL YEAR-ROUND HOUSING UNITS . . . . .  | 7 200 | 1 AND 2 ROOMS . . . . .   | 200   |
| OCCUPIED . . . . .  | 6 400 | 3 ROOMS . . . . .   | 700   |
| OWNER OCCUPIED . . . . .  | 3 500 | 4 ROOMS . . . . .   | 500   |
| PERCENT OF ALL OCCUPIED . . . . .   | 54.7  | 5 ROOMS . . . . .   | 600   |
| WHITE . . . . .   | 3 100 | 6 ROOMS . . . . .   | 500   |
| BLACK . . . . .   | 400   | 7 ROOMS OR MORE . . . . .   | 500   |
| RENTER OCCUPIED . . . . .   | 2 900 | MEDIAN . . . . .  | ...   |
| WHITE . . . . .   | 2 400 |   |       |
| BLACK . . . . .   | 500   |   |       |
| VACANT YEAR-ROUND . . . . .   | 700   | ALL OCCUPIED HOUSING UNITS . . . . .  | 6 400 |
| FOR SALE ONLY . . . . .   | -     |   |       |
| FOR RENT . . . . .  | 200   | PERSONS   |       |
| OTHER VACANT . . . . .  | 600   | OWNER OCCUPIED . . . . .  | 3 500 |
| UNITS IN STRUCTURE  |       | 1 PERSON . . . . .  | 400   |
| ALL YEAR-ROUND HOUSING UNITS . . . . .  | 7 200 | 2 PERSONS . . . . .   | 1 800 |
| 1 . . . . .   | 4 200 | 3 PERSONS . . . . .   | 300   |
| 2 OR MORE . . . . .   | 1 500 | 4 PERSONS . . . . .   | 800   |
| MOBILE HOME OR TRAILER . . . . .  | 1 500 | 5 PERSONS . . . . .   | -     |
|   |       | 6 PERSONS OR MORE . . . . .   | 200   |
| OWNER OCCUPIED . . . . .  | 3 500 | MEDIAN . . . . .  | ...   |
| 1 . . . . .   | 2 300 |   |       |
| 2 OR MORE . . . . .   | -     | RENTER OCCUPIED . . . . .   | 2 900 |
| MOBILE HOME OR TRAILER . . . . .  | 1 200 | 1 PERSON . . . . .  | 500   |
|   |       | 2 PERSONS . . . . .   | 700   |
| RENTER OCCUPIED . . . . .   | 2 900 | 3 PERSONS . . . . .   | 300   |
| 1 . . . . .   | 1 400 | 4 PERSONS . . . . .   | 800   |
| 2 OR MORE . . . . .   | 1 200 | 5 PERSONS . . . . .   | 100   |
| MOBILE HOME OR TRAILER . . . . .  | 300   | 6 PERSONS OR MORE . . . . .   | 500   |
|   |       | MEDIAN . . . . .  | ...   |
| PLUMBING FACILITIES   |       |   |       |
| ALL YEAR-ROUND HOUSING UNITS . . . . .  | 7 200 | PERSONS PER ROOM  |       |
| WITH ALL PLUMBING FACILITIES . . . . .  | 6 000 | OWNER OCCUPIED . . . . .  | 3 500 |
| LACKING SOME OR ALL PLUMBING FACILITIES . . . . .                               | 1 200 | 0.50 OR LESS . . . . .  | 2 000 |
|   |       | 0.51 TO 1.00 . . . . .  | 1 600 |
| OWNER OCCUPIED . . . . .  | 3 500 | 1.01 TO 1.50 . . . . .  | -     |
| WITH ALL PLUMBING FACILITIES . . . . .  | 2 800 | 1.51 OR MORE . . . . .  | -     |
| LACKING SOME OR ALL PLUMBING FACILITIES . . . . .                               | 700   |   |       |
|   |       | RENTER OCCUPIED . . . . .   | 2 900 |
| RENTER OCCUPIED . . . . .   | 2 900 | 0.50 OR LESS . . . . .  | 1 300 |
| WITH ALL PLUMBING FACILITIES . . . . .  | 2 800 | 0.51 TO 1.00 . . . . .  | 1 300 |
| LACKING SOME OR ALL PLUMBING FACILITIES . . . . .                               | 200   | 1.01 TO 1.50 . . . . .  | 200   |
|   |       | 1.51 OR MORE . . . . .  | 200   |
| COMPLETE KITCHEN FACILITIES   |       |   |       |
| ALL YEAR-ROUND HOUSING UNITS . . . . .  | 7 200 | HOUSEHOLD COMPOSITION BY AGE OF HEAD  |       |
| FOR EXCLUSIVE USE OF HOUSEHOLD . . . . .  | 6 300 | OWNER OCCUPIED . . . . .  | 3 500 |
| ALSO USED BY ANOTHER HOUSEHOLD . . . . .  | -     | 2-OR-MORE-PERSON HOUSEHOLDS . . . . .   | 3 100 |
| NO COMPLETE KITCHEN FACILITIES . . . . .  | 900   | MALE HEAD, WIFE PRESENT, NO NONRELATIVES . . . . .                              | 2 500 |
|   |       | UNDER 25 YEARS . . . . .  | -     |
| OWNER OCCUPIED . . . . .  | 3 500 | 25 TO 29 YEARS . . . . .  | 300   |
| FOR EXCLUSIVE USE OF HOUSEHOLD . . . . .  | 3 200 | 30 TO 44 YEARS . . . . .  | 500   |
| ALSO USED BY ANOTHER HOUSEHOLD . . . . .  | -     | 45 TO 64 YEARS . . . . .  | 1 600 |
| NO COMPLETE KITCHEN FACILITIES . . . . .  | 300   | 65 YEARS AND OVER . . . . .   | 100   |
|   |       | OTHER MALE HEAD . . . . .   | 200   |
| RENTER OCCUPIED . . . . .   | 2 900 | UNDER 65 YEARS . . . . .  | -     |
| FOR EXCLUSIVE USE OF HOUSEHOLD . . . . .  | 2 800 | 65 YEARS AND OVER . . . . .   | 200   |
| ALSO USED BY ANOTHER HOUSEHOLD . . . . .  | -     | FEMALE HEAD . . . . .   | 400   |
| NO COMPLETE KITCHEN FACILITIES . . . . .  | 200   | UNDER 65 YEARS . . . . .  | 100   |
|   |       | 65 YEARS AND OVER . . . . .   | 300   |
| ROOMS   |       | 1-PERSON HOUSEHOLDS . . . . .   | 400   |
| ALL YEAR-ROUND HOUSING UNITS . . . . .  | 7 200 | UNDER 65 YEARS . . . . .  | 300   |
| 1 AND 2 ROOMS . . . . .   | 800   | 65 YEARS AND OVER . . . . .   | 100   |
| 3 ROOMS . . . . .   | 1 100 | RENTER OCCUPIED . . . . .   | 2 900 |
| 4 ROOMS . . . . .   | 2 000 | 2-OR-MORE-PERSON HOUSEHOLDS . . . . .   | 2 400 |
| 5 ROOMS . . . . .   | 1 000 | MALE HEAD, WIFE PRESENT, NO NONRELATIVES . . . . .                              | 2 100 |
| 6 ROOMS . . . . .   | 1 500 | UNDER 25 YEARS . . . . .  | 400   |
| 7 ROOMS OR MORE . . . . .   | 800   | 25 TO 29 YEARS . . . . .  | 100   |
| MEDIAN . . . . .  | 4.4   | 30 TO 44 YEARS . . . . .  | 600   |
|   |       | 45 TO 64 YEARS . . . . .  | 1 000 |
| OWNER OCCUPIED . . . . .  | 3 500 | 65 YEARS AND OVER . . . . .   | -     |
| 1 AND 2 ROOMS . . . . .   | 400   | OTHER MALE HEAD . . . . .   | -     |
| 3 ROOMS . . . . .   | 300   | UNDER 65 YEARS . . . . .  | -     |
| 4 ROOMS . . . . .   | 1 200 | 65 YEARS AND OVER . . . . .   | -     |
| 5 ROOMS . . . . .   | 500   | FEMALE HEAD . . . . .   | 300   |
| 6 ROOMS . . . . .   | 900   | UNDER 65 YEARS . . . . .  | 300   |
| 7 ROOMS OR MORE . . . . .   | 300   | 65 YEARS AND OVER . . . . .   | -     |
| MEDIAN . . . . .  | ...   | 1-PERSON HOUSEHOLDS . . . . .   | 500   |
|   |       | UNDER 65 YEARS . . . . .  | 500   |
|   |       | 65 YEARS AND OVER . . . . .   | -     |

TABLE C-4. 1970 CHARACTERISTICS OF HOUSING UNITS REMOVED FROM THE INVENTORY: 1976--CONTINUED

(DATA BASED ON SAMPLE, SEE TEXT. FOR MINIMUM BASE FOR DERIVED FIGURES (PERCENT, MEDIAN, ETC.) AND MEANING OF SYMBOLS, SEE TEXT)

| STANDARD METROPOLITAN STATISTICAL AREA<br>BALTIMORE, MD.<br>NOT IN CENTRAL CITY | TOTAL | STANDARD METROPOLITAN STATISTICAL AREA<br>BALTIMORE, MD.<br>NOT IN CENTRAL CITY | TOTAL |
|---|-------|---|-------|
| ALL OCCUPIED HOUSING UNITS--CONTINUED   |       | ALL OCCUPIED HOUSING UNITS--CONTINUED   |       |
| VALUE   |       | CONTRACT RENT   |       |
| SPECIFIED OWNER OCCUPIED <sup>1</sup>   | 2 000 | SPECIFIED RENTER OCCUPIED <sup>2</sup>  | 2 900 |
| LESS THAN \$10,000  | 600   | LESS THAN \$40  | 400   |
| \$10,000 TO \$14,999  | 500   | \$40 TO \$59  | 200   |
| \$15,000 TO \$19,999  | 200   | \$60 TO \$79  | 1 500 |
| \$20,000 TO \$24,999  | 300   | \$80 TO \$99  | 400   |
| \$25,000 OR MORE  | 500   | \$100 TO \$149  | 300   |
| MEDIAN  | ...   | \$150 OR MORE   | -     |
|   |       | NO CASH RENT  | 100   |
|   |       | MEDIAN  | ...   |

<sup>1</sup>LIMITED TO 1-FAMILY HOMES ON LESS THAN 10 ACRES AND NO BUSINESS ON PROPERTY.  
<sup>2</sup>EXCLUDES 1-FAMILY HOMES ON 10 ACRES OR MORE.



TABLE C-5. CHARACTERISTICS OF OWNER AND RENTER OCCUPIED HOUSING UNITS WITH BLACK HOUSEHOLD HEAD: 1976 AND 1970  
 (DATA BASED ON SAMPLE, SEE TEXT. FOR MINIMUM BASE FOR DERIVED FIGURES (PERCENT, MEDIAN, ETC.) AND MEANING OF SYMBOLS, SEE TEXT)

| STANDARD METROPOLITAN STATISTICAL AREA<br>BALTIMORE, MD.<br>NOT IN CENTRAL CITY | TOTAL  |        | STANDARD METROPOLITAN STATISTICAL AREA<br>BALTIMORE, MD.<br>NOT IN CENTRAL CITY | TOTAL  |       |
|---|--------|--------|---|--------|-------|
|   | 1976   | 1970   |   | 1976   | 1970  |
| ALL OCCUPIED HOUSING UNITS . . .  | 28 200 | 15 700 | ALL OCCUPIED HOUSING UNITS--CON.  |        |       |
| TENURE  |        |        | ROOMS   |        |       |
| OWNER OCCUPIED . . . . .  | 12 700 | 8 000  | OWNER OCCUPIED . . . . .  | 12 700 | 8 000 |
| PERCENT OF ALL OCCUPIED. . . . .  | 45.0   | 51.0   | 1 ROOM . . . . .  | -      | -     |
| RENTER OCCUPIED. . . . .  | 15 500 | 7 700  | 2 ROOMS. . . . .  | -      | -     |
| UNITS IN STRUCTURE  |        |        | 3 ROOMS. . . . .  | 100    | 100   |
| OWNER OCCUPIED . . . . .  | 12 700 | 8 000  | 4 ROOMS. . . . .  | 700    | 1 100 |
| 1, DETACHED. . . . .  | 10 500 | 7 000  | 5 ROOMS. . . . .  | 3 900  | 2 000 |
| 1, ATTACHED. . . . .  | 1 900  | 500    | 6 ROOMS. . . . .  | 4 000  | 2 500 |
| 2 TO 4 . . . . .  | -      | 200    | 7 ROOMS OR MORE. . . . .  | 4 000  | 2 300 |
| 5 OR MORE. . . . .  | -      | -      | MEDIAN . . . . .  | 5.9    | 5.8   |
| MOBILE HOME OR TRAILER . . . . .  | 300    | 300    | RENTER OCCUPIED. . . . .  |        |       |
| RENTER OCCUPIED. . . . .  | 15 500 | 7 700  | 1 ROOM . . . . .  | 15 500 | 7 700 |
| 1, DETACHED. . . . .  | 2 900  | 2 500  | 2 ROOMS. . . . .  | -      | 100   |
| 1, ATTACHED. . . . .  | 2 900  | 1 800  | 3 ROOMS. . . . .  | 100    | 300   |
| 2 TO 4 . . . . .  | 1 700  | 1 400  | 4 ROOMS. . . . .  | 1 900  | 1 000 |
| 5 TO 9 . . . . .  | 3 300  | 900    | 5 ROOMS. . . . .  | 7 400  | 3 100 |
| 10 TO 19 . . . . .  | 3 900  | 800    | 6 ROOMS. . . . .  | 3 700  | 1 700 |
| 20 TO 49 . . . . .  | 600    | 100    | 7 ROOMS OR MORE. . . . .  | 2 100  | 1 200 |
| 50 OR MORE . . . . .  | -      | 100    | MEDIAN . . . . .  | 4.3    | 4.3   |
| MOBILE HOME OR TRAILER . . . . .  | 200    | 100    | BEDROOMS  |        |       |
| YEAR STRUCTURE BUILT  |        |        | OWNER OCCUPIED . . . . .  |        |       |
| OWNER OCCUPIED . . . . .  | 12 700 | 8 000  | NONE AND 1 . . . . .  | 12 700 | 8 000 |
| APRIL 1970 OR LATER. . . . .  | 2 800  | NA     | 2 . . . . .   | 300    | 300   |
| 1965 TO MARCH 1970 . . . . .  | 1 400  | 1 200  | 3 . . . . .   | 2 500  | 2 200 |
| 1960 TO 1964 . . . . .  | 1 800  | 1 200  | 4 OR MORE. . . . .  | 7 800  | 4 400 |
| 1950 TO 1959 . . . . .  | 2 100  | 1 900  | RENTER OCCUPIED. . . . .  |        |       |
| 1940 TO 1949 . . . . .  | 1 300  | 1 300  | NONE . . . . .  | 15 500 | 7 700 |
| 1939 OR EARLIER. . . . .  | 3 300  | 2 500  | 1 . . . . .   | -      | 200   |
| RENTER OCCUPIED. . . . .  | 15 500 | 7 700  | 2 . . . . .   | 3 100  | 1 400 |
| APRIL 1970 OR LATER. . . . .  | 4 100  | NA     | 3 . . . . .   | 8 600  | 3 700 |
| 1965 TO MARCH 1970 . . . . .  | 3 100  | 1 100  | 4 OR MORE. . . . .  | 3 200  | 2 000 |
| 1960 TO 1964 . . . . .  | 800    | 600    | PERSONS   |        |       |
| 1950 TO 1959 . . . . .  | 1 400  | 1 400  | OWNER OCCUPIED . . . . .  |        |       |
| 1940 TO 1949 . . . . .  | 1 100  | 1 800  | 1 PERSON . . . . .  | 12 700 | 8 000 |
| 1939 OR EARLIER. . . . .  | 5 100  | 2 800  | 2 PERSONS. . . . .  | 1 800  | 700   |
| PLUMBING FACILITIES   |        |        | 3 PERSONS. . . . .  | 2 100  | 2 000 |
| OWNER OCCUPIED . . . . .  | 12 700 | 8 000  | 4 PERSONS. . . . .  | 3 900  | 1 500 |
| WITH ALL PLUMBING FACILITIES . . . . .  | 11 400 | 6 600  | 5 PERSONS. . . . .  | 2 900  | 1 200 |
| LACKING SOME OR ALL PLUMBING . . . . .  | 1 300  | 1 400  | 6 PERSONS. . . . .  | 900    | 900   |
| FACILITIES. . . . .   | 15 500 | 7 700  | 7 PERSONS OR MORE. . . . .  | 300    | 500   |
| RENTER OCCUPIED. . . . .  | 14 800 | 6 100  | MEDIAN . . . . .  | 800    | 1 100 |
| WITH ALL PLUMBING FACILITIES . . . . .  | 800    | 1 600  | RENTER OCCUPIED. . . . .  |        |       |
| LACKING SOME OR ALL PLUMBING . . . . .  | -      | -      | 1 PERSON . . . . .  | 15 500 | 7 700 |
| FACILITIES. . . . .   | -      | -      | 2 PERSONS. . . . .  | 3 100  | 1 100 |
| COMPLETE BATHROOMS  |        |        | 3 PERSONS. . . . .  | 4 400  | 1 600 |
| OWNER OCCUPIED . . . . .  | 12 700 | 8 000  | 4 PERSONS. . . . .  | 4 200  | 1 400 |
| 1 . . . . .   | 6 900  | 5 500  | 5 PERSONS. . . . .  | 1 600  | 1 100 |
| 1 AND ONE-HALF . . . . .  | 2 000  | 1 100  | 6 PERSONS. . . . .  | 1 400  | 800   |
| 2 OR MORE. . . . .  | 2 400  | 1 500  | 7 PERSONS OR MORE. . . . .  | 600    | 600   |
| ALSO USED BY ANOTHER HOUSEHOLD . . . . .  | -      | 1 500  | MEDIAN . . . . .  | 300    | 1 100 |
| NONE . . . . .  | 1 300  | -      | PERSONS PER ROOM  |        |       |
| RENTER OCCUPIED. . . . .  | 15 500 | 7 700  | OWNER OCCUPIED . . . . .  |        |       |
| 1 . . . . .   | 12 000 | 5 700  | 0.50 OR LESS . . . . .  | 12 700 | 8 000 |
| 1 AND ONE-HALF . . . . .  | 1 100  | 300    | 0.51 TO 1.00 . . . . .  | 6 700  | 3 800 |
| 2 OR MORE. . . . .  | 1 700  | 1 700  | 1.01 TO 1.50 . . . . .  | 5 300  | 3 100 |
| ALSO USED BY ANOTHER HOUSEHOLD . . . . .  | 100    | 1 700  | 1.51 OR MORE . . . . .  | 600    | 800   |
| NONE . . . . .  | 600    | -      | RENTER OCCUPIED. . . . .  |        |       |
| COMPLETE KITCHEN FACILITIES   |        |        | 0.50 OR LESS . . . . .  | 15 500 | 7 700 |
| OWNER OCCUPIED . . . . .  | 12 700 | 8 000  | 0.51 TO 1.00 . . . . .  | 7 700  | 2 500 |
| FOR EXCLUSIVE USE OF HOUSEHOLD . . . . .  | 11 700 | 7 100  | 1.01 TO 1.50 . . . . .  | 7 000  | 3 400 |
| ALSO USED BY ANOTHER HOUSEHOLD . . . . .  | -      | 900    | 1.51 OR MORE . . . . .  | 600    | 1 300 |
| NO COMPLETE KITCHEN FACILITIES . . . . .  | 1 000  | -      | WITH ALL PLUMBING FACILITIES . . . . .  |        |       |
| RENTER OCCUPIED. . . . .  | 15 500 | 7 700  | 26 100  | 12 800 |       |
| FOR EXCLUSIVE USE OF HOUSEHOLD . . . . .  | 14 700 | 6 500  | OWNER OCCUPIED . . . . .  |        |       |
| ALSO USED BY ANOTHER HOUSEHOLD . . . . .  | -      | 1 200  | 1.00 OR LESS . . . . .  | 11 400 | 6 600 |
| NO COMPLETE KITCHEN FACILITIES . . . . .  | 800    | -      | 1.01 TO 1.50 . . . . .  | 11 000 | 5 900 |
|   |        |        | 1.51 OR MORE . . . . .  | 200    | 600   |
|   |        |        | RENTER OCCUPIED. . . . .  |        |       |
|   |        |        | 1.00 OR LESS . . . . .  | 14 800 | 6 100 |
|   |        |        | 1.01 TO 1.50 . . . . .  | 14 100 | 4 800 |
|   |        |        | 1.51 OR MORE . . . . .  | 500    | 900   |
|   |        |        |   | 200    | 400   |

TABLE C-5. CHARACTERISTICS OF OWNER AND RENTER OCCUPIED HOUSING UNITS WITH BLACK HOUSEHOLD HEAD: 1976 AND 1970--CONTINUED  
(DATA BASED ON SAMPLE, SEE TEXT. FOR MINIMUM BASE FOR DERIVED FIGURES (PERCENT, MEDIAN, ETC.) AND MEANING OF SYMBOLS, SEE TEXT)

| STANDARD METROPOLITAN STATISTICAL AREA<br>BALTIMORE, MD.<br>NOT IN CENTRAL CITY | TOTAL  |       | STANDARD METROPOLITAN STATISTICAL AREA<br>BALTIMORE, MD.<br>NOT IN CENTRAL CITY | TOTAL  |       |
|---|--------|-------|---|--------|-------|
|   | 1976   | 1970  |   | 1976   | 1970  |
| ALL OCCUPIED HOUSING UNITS--CON.  |        |       | ALL OCCUPIED HOUSING UNITS--CON.  |        |       |
| HOUSEHOLD COMPOSITION BY AGE OF HEAD  |        |       | PRESENCE OF SUBFAMILIES   |        |       |
| OWNER OCCUPIED . . . . .  | 12 700 | 8 000 | OWNER OCCUPIED . . . . .  | 12 700 | NA    |
| 2-OR-MORE-PERSON HOUSEHOLDS. . . . .  | 10 900 | 7 300 | NO SUBFAMILIES . . . . .  | 12 100 | NA    |
| MALE HEAD, WIFE PRESENT, NO<br>NONRELATIVES. . . . .                            | 7 900  | 5 700 | WITH 1 SUBFAMILY . . . . .  | 600    | NA    |
| UNDER 25 YEARS . . . . .  | 300    | 100   | SUBFAMILY HEAD UNDER 30 YEARS. . . . .  | -      | NA    |
| 25 TO 29 YEARS . . . . .  | 500    | 300   | SUBFAMILY HEAD 30 TO 64 YEARS. . . . .  | 600    | NA    |
| 30 TO 34 YEARS . . . . .  | 1 100  | 600   | SUBFAMILY HEAD 65 YEARS AND OVER . . . . .                                      | -      | NA    |
| 35 TO 44 YEARS . . . . .  | 2 100  | 1 500 | WITH 2 SUBFAMILIES OR MORE . . . . .  | -      | NA    |
| 45 TO 64 YEARS . . . . .  | 2 700  | 2 500 | RENTER OCCUPIED. . . . .  | 15 500 | NA    |
| 65 YEARS AND OVER. . . . .  | 1 200  | 700   | NO SUBFAMILIES . . . . .  | 15 200 | NA    |
| OTHER MALE HEAD. . . . .  | 900    | 500   | WITH 1 SUBFAMILY . . . . .  | 300    | NA    |
| UNDER 65 YEARS . . . . .  | 500    | 300   | SUBFAMILY HEAD UNDER 30 YEARS. . . . .  | 200    | NA    |
| 65 YEARS AND OVER. . . . .  | 400    | 100   | SUBFAMILY HEAD 30 TO 64 YEARS. . . . .  | 100    | NA    |
| FEMALE HEAD. . . . .  | 2 100  | 1 200 | SUBFAMILY HEAD 65 YEARS AND OVER . . . . .                                      | -      | NA    |
| UNDER 65 YEARS . . . . .  | 1 400  | 800   | WITH 2 SUBFAMILIES OR MORE . . . . .  | -      | NA    |
| 65 YEARS AND OVER. . . . .  | 700    | 300   | PRESENCE OF OTHER RELATIVES OR<br>NONRELATIVES                                  |        |       |
| 1-PERSON HOUSEHOLDS. . . . .  | 1 800  | 700   | OWNER OCCUPIED . . . . .  | 12 700 | NA    |
| UNDER 65 YEARS . . . . .  | 600    | 400   | NO OTHER RELATIVES OR NONRELATIVES . . . . .                                    | 9 200  | NA    |
| 65 YEARS AND OVER. . . . .  | 1 100  | 300   | WITH OTHER RELATIVES AND NONRELATIVES. . . . .                                  | 500    | NA    |
| RENTER OCCUPIED. . . . .  | 15 500 | 7 700 | WITH OTHER RELATIVES, NO NONRELATIVES. . . . .                                  | 2 900  | NA    |
| 2-OR-MORE-PERSON HOUSEHOLDS. . . . .  | 12 400 | 6 600 | WITH NONRELATIVES, NO OTHER RELATIVES. . . . .                                  | 100    | NA    |
| MALE HEAD, WIFE PRESENT, NO<br>NONRELATIVES. . . . .                            | 6 600  | 4 500 | RENTER OCCUPIED. . . . .  | 15 500 | NA    |
| UNDER 25 YEARS . . . . .  | 800    | 600   | NO OTHER RELATIVES OR NONRELATIVES . . . . .                                    | 12 100 | NA    |
| 25 TO 29 YEARS . . . . .  | 2 000  | 900   | WITH OTHER RELATIVES AND NONRELATIVES. . . . .                                  | -      | NA    |
| 30 TO 34 YEARS . . . . .  | 1 200  | 700   | WITH OTHER RELATIVES, NO NONRELATIVES. . . . .                                  | 2 100  | NA    |
| 35 TO 44 YEARS . . . . .  | 1 100  | 1 100 | WITH NONRELATIVES, NO OTHER RELATIVES. . . . .                                  | 1 300  | NA    |
| 45 TO 64 YEARS . . . . .  | 1 200  | 1 100 | YEARS OF SCHOOL COMPLETED BY HEAD   |        |       |
| 65 YEARS AND OVER. . . . .  | 300    | 200   | OWNER OCCUPIED . . . . .  | 12 700 | NA    |
| OTHER MALE HEAD. . . . .  | 1 300  | 400   | NO SCHOOL YEARS COMPLETED. . . . .  | -      | NA    |
| UNDER 65 YEARS . . . . .  | 1 100  | 400   | ELEMENTARY: LESS THAN 8 YEARS . . . . .   | 3 100  | NA    |
| 65 YEARS AND OVER. . . . .  | 200    | 100   | 8 YEARS . . . . .   | 1 000  | NA    |
| FEMALE HEAD. . . . .  | 4 500  | 1 500 | HIGH SCHOOL: 1 TO 3 YEARS . . . . .   | 1 800  | NA    |
| UNDER 65 YEARS . . . . .  | -      | 200   | 4 YEARS. . . . .  | 2 900  | NA    |
| 65 YEARS AND OVER. . . . .  | 4 500  | 1 100 | COLLEGE: 1 TO 3 YEARS . . . . .   | 1 100  | NA    |
| 1-PERSON HOUSEHOLDS. . . . .  | 3 100  | 1 100 | 4 YEARS OR MORE. . . . .  | 2 800  | NA    |
| UNDER 65 YEARS . . . . .  | 2 700  | 900   | MEDIAN . . . . .  | 12.1   | NA    |
| 65 YEARS AND OVER. . . . .  | 500    | 300   | RENTER OCCUPIED. . . . .  | 15 500 | NA    |
| PERSONS 65 YEARS OLD AND OVER   |        |       | NO SCHOOL YEARS COMPLETED. . . . .  | 100    | NA    |
| OWNER OCCUPIED . . . . .  | 12 700 | 8 000 | ELEMENTARY: LESS THAN 8 YEARS . . . . .   | 2 000  | NA    |
| NONE . . . . .  | 9 000  | 6 000 | 8 YEARS . . . . .   | 300    | NA    |
| 1 PERSON . . . . .  | 2 500  | 1 500 | HIGH SCHOOL: 1 TO 3 YEARS . . . . .   | 2 300  | NA    |
| 2 PERSONS OR MORE. . . . .  | 1 200  | 500   | 4 YEARS. . . . .  | 6 200  | NA    |
| RENTER OCCUPIED. . . . .  | 15 500 | 7 700 | COLLEGE: 1 TO 3 YEARS . . . . .   | 3 100  | NA    |
| NONE . . . . .  | 13 900 | 6 800 | 4 YEARS OR MORE. . . . .  | 1 400  | NA    |
| 1 PERSON . . . . .  | 1 600  | 700   | MEDIAN . . . . .  | 12.5   | NA    |
| 2 PERSONS OR MORE. . . . .  | -      | 200   | YEAR HEAD MOVED INTO UNIT   |        |       |
| OWN CHILDREN UNDER 18 YEARS OLD BY<br>AGE GROUP                                 |        |       | OWNER OCCUPIED . . . . .  | 12 700 | 8 000 |
| OWNER OCCUPIED . . . . .  | 12 700 | 8 000 | 1975 OR LATER. . . . .  | 1 800  | NA    |
| NO OWN CHILDREN UNDER 18 YEARS . . . . .  | 7 400  | 4 300 | MOVED IN WITHIN PAST 12 MONTHS . . . . .  | 1 500  | NA    |
| WITH OWN CHILDREN UNDER 18 YEARS . . . . .                                      | 5 200  | 3 700 | APRIL 1970 TO 1974 . . . . .  | 3 400  | NA    |
| UNDER 6 YEARS ONLY . . . . .  | 1 300  | 500   | 1965 TO MARCH 1970 . . . . .  | 1 400  | 2 500 |
| 1. . . . .  | 1 100  | 300   | 1960 TO 1964 . . . . .  | 1 400  | 1 200 |
| 2. . . . .  | 200    | 200   | 1950 TO 1959 . . . . .  | 1 800  | 1 800 |
| 3 OR MORE. . . . .  | -      | -     | 1949 OR EARLIER. . . . .  | 2 900  | 2 500 |
| 6 TO 17 YEARS ONLY . . . . .  | 2 900  | 2 400 | RENTER OCCUPIED. . . . .  | 15 500 | 7 700 |
| 1. . . . .  | 600    | 1 000 | 1975 OR LATER. . . . .  | 8 700  | NA    |
| 2. . . . .  | 1 500  | 600   | MOVED IN WITHIN PAST 12 MONTHS . . . . .  | 5 200  | NA    |
| 3 OR MORE. . . . .  | 800    | 800   | APRIL 1970 TO 1974 . . . . .  | 4 200  | NA    |
| BOTH AGE GROUPS. . . . .  | 1 100  | 800   | 1965 TO MARCH 1970 . . . . .  | 2 000  | 4 800 |
| 2. . . . .  | 600    | 200   | 1960 TO 1964 . . . . .  | 300    | 1 200 |
| 3 OR MORE. . . . .  | 500    | 600   | 1950 TO 1959 . . . . .  | 200    | 900   |
| RENTER OCCUPIED. . . . .  | 15 500 | 7 700 | 1949 OR EARLIER. . . . .  | 100    | 800   |
| NO OWN CHILDREN UNDER 18 YEARS . . . . .  | 7 800  | 3 300 | HEAD'S PRINCIPAL MEANS OF<br>TRANSPORTATION TO WORK <sup>1</sup>                |        |       |
| WITH OWN CHILDREN UNDER 18 YEARS . . . . .                                      | 7 700  | 4 500 | OWNER OCCUPIED . . . . .  | 8 300  | NA    |
| UNDER 6 YEARS ONLY . . . . .  | 2 800  | 1 200 | DRIVES SELF. . . . .  | 6 300  | NA    |
| 1. . . . .  | 2 000  | 700   | CARPPOOL. . . . .   | 1 500  | NA    |
| 2. . . . .  | 600    | 300   | MASS TRANSPORTATION. . . . .  | -      | NA    |
| 3 OR MORE. . . . .  | 200    | 100   | BICYCLE OR MOTORCYCLE. . . . .  | -      | NA    |
| 6 TO 17 YEARS ONLY . . . . .  | 3 900  | 1 900 | TAXICAB. . . . .  | -      | NA    |
| 1. . . . .  | 1 900  | 600   | WALKS ONLY . . . . .  | 200    | NA    |
| 2. . . . .  | 900    | 500   | OTHER MEANS. . . . .  | -      | NA    |
| 3 OR MORE. . . . .  | 1 100  | 800   | WORKS AT HOME. . . . .  | 300    | NA    |
| BOTH AGE GROUPS. . . . .  | 1 100  | 1 400 | NOT REPORTED . . . . .  | -      | NA    |
| 2. . . . .  | 900    | 300   |   |        |       |
| 3 OR MORE. . . . .  | 200    | 1 100 |   |        |       |

<sup>1</sup>LIMITED TO HEADS WHO REPORTED HAVING A JOB THE WEEK PRIOR TO ENUMERATION.

TABLE C-5. CHARACTERISTICS OF OWNER AND RENTER OCCUPIED HOUSING UNITS WITH BLACK HOUSEHOLD HEAD: 1976 AND 1970--CONTINUED  
 (DATA BASED ON SAMPLE, SEE TEXT, FOR MINIMUM BASE FOR DERIVED FIGURES (PERCENT, MEDIAN, ETC.) AND MEANING OF SYMBOLS, SEE TEXT)

| STANDARD METROPOLITAN STATISTICAL AREA<br>BALTIMORE, MD.<br>NOT IN CENTRAL CITY | TOTAL  |       | STANDARD METROPOLITAN STATISTICAL AREA<br>BALTIMORE, MD.<br>NOT IN CENTRAL CITY | TOTAL  |        |
|---|--------|-------|---|--------|--------|
|   | 1976   | 1970  |   | 1976   | 1970   |
| ALL OCCUPIED HOUSING UNITS--CON.  |        |       | ALL OCCUPIED HOUSING UNITS--CON.  |        |        |
| HEAD'S PRINCIPAL MEANS OF<br>TRANSPORTATION TO WORK <sup>1</sup> --CONTINUED    |        |       | AIR CONDITIONING  |        |        |
| RENTER OCCUPIED. . . . .  | 12 700 | NA    | ROOM UNIT(S) . . . . .  | 5 500  | 2 700  |
| DRIVES SELF. . . . .  | 8 100  | NA    | CENTRAL SYSTEM . . . . .  | 12 300 | 1 700  |
| CARPPOOL. . . . .   | 2 200  | NA    | NONE . . . . .  | 10 400 | 11 300 |
| MASS TRANSPORTATION.<br>BICYCLE OR MOTORCYCLE. . . . .                          | 800    | NA    |   |        |        |
| TAXICAB. . . . .  | 200    | NA    | ELEVATOR IN STRUCTURE   |        |        |
| WALKS ONLY . . . . .  | 800    | NA    | 4 FLOORS OR MORE . . . . .  | 200    | 100    |
| OTHER MEANS. . . . .  | -      | NA    | WITH ELEVATOR. . . . .  | -      | -      |
| WORKS AT HOME. . . . .  | 700    | NA    | WALK-UP. . . . .  | 200    | 100    |
| NOT REPORTED . . . . .  | -      | NA    | 1 TO 3 FLOORS. . . . .  | 28 000 | 15 600 |
| DISTANCE FROM HOME TO WORK <sup>1</sup>   |        |       |   |        |        |
| OWNER OCCUPIED . . . . .  | 8 300  | NA    | BASEMENT  |        |        |
| LESS THAN 1 MILE . . . . .  | 200    | NA    | WITH BASEMENT. . . . .  | 13 900 | 7 300  |
| 1 TO 4 MILES . . . . .  | 1 800  | NA    | NO BASEMENT. . . . .  | 14 300 | 8 400  |
| 5 TO 9 MILES . . . . .  | 900    | NA    |   |        |        |
| 10 TO 29 MILES . . . . .  | 2 900  | NA    | SOURCE OF WATER   |        |        |
| 30 TO 49 MILES . . . . .  | 1 100  | NA    | PUBLIC SYSTEM OR PRIVATE COMPANY . . . . .                                      | 21 500 | 10 300 |
| 50 MILES OR MORE . . . . .  | 200    | NA    | INDIVIDUAL WELL. . . . .  | 6 000  | 4 600  |
| WORKS AT HOME. . . . .  | 300    | NA    | DRILLED. . . . .  | 3 400  | NA     |
| NO FIXED PLACE OF WORK . . . . .  | 900    | NA    | DUG. . . . .  | 1 800  | NA     |
| NOT REPORTED . . . . .  | -      | NA    | NOT REPORTED . . . . .  | 800    | NA     |
| MEDIAN . . . . .  | 14.4   | NA    | OTHER. . . . .  | 800    | 700    |
| RENTER OCCUPIED. . . . .  | 12 700 | NA    | SEWAGE DISPOSAL   |        |        |
| LESS THAN 1 MILE . . . . .  | 300    | NA    | PUBLIC SEWER . . . . .  | 20 000 | 9 200  |
| 1 TO 4 MILES . . . . .  | 3 500  | NA    | SEPTIC TANK OR CESSPOOL. . . . .  | 6 400  | 4 100  |
| 5 TO 9 MILES . . . . .  | 2 800  | NA    | OTHER. . . . .  | 1 800  | 2 400  |
| 10 TO 29 MILES . . . . .  | 3 900  | NA    | TELEPHONE AVAILABLE   |        |        |
| 30 TO 49 MILES . . . . .  | 300    | NA    | YES. . . . .  | 26 100 | 13 000 |
| 50 MILES OR MORE . . . . .  | -      | NA    | NO . . . . .  | 2 100  | 2 800  |
| WORKS AT HOME. . . . .  | 700    | NA    |   |        |        |
| NO FIXED PLACE OF WORK . . . . .  | 800    | NA    | AUTOMOBILES AND TRUCKS AVAILABLE  |        |        |
| NOT REPORTED . . . . .  | 300    | NA    | AUTOMOBILES:  |        |        |
| MEDIAN . . . . .  | 7.8    | NA    | 1. . . . .  | 13 000 | 7 100  |
| TRAVEL TIME FROM HOME TO WORK <sup>1</sup>                                      |        |       | 2. . . . .  | 8 800  | 3 800  |
| OWNER OCCUPIED . . . . .  | 8 300  | NA    | 3 OR MORE. . . . .  | 1 200  | 600    |
| LESS THAN 15 MINUTES . . . . .  | 2 000  | NA    | NONE . . . . .  | 5 200  | 4 100  |
| 15 TO 29 MINUTES . . . . .  | 1 700  | NA    | TRUCKS:   |        |        |
| 30 TO 44 MINUTES . . . . .  | 2 000  | NA    | 1. . . . .  | 3 600  | NA     |
| 45 TO 59 MINUTES . . . . .  | 900    | NA    | 2 OR MORE. . . . .  | 500    | NA     |
| 1 HOUR TO 1 HOUR AND 29 MINUTES. . . . .  | 500    | NA    | NONE . . . . .  | 24 200 | NA     |
| 1 HOUR AND 30 MINUTES OR MORE. . . . .  | -      | NA    |   |        |        |
| WORKS AT HOME. . . . .  | 300    | NA    | OWNED SECOND HOME   |        |        |
| NO FIXED PLACE OF WORK . . . . .  | 900    | NA    | YES. . . . .  | 900    | 500    |
| NOT REPORTED . . . . .  | -      | NA    | NO . . . . .  | 27 300 | 15 500 |
| MEDIAN . . . . .  | 29     | NA    |   |        |        |
| RENTER OCCUPIED. . . . .  | 12 700 | NA    | HOUSE HEATING FUEL  |        |        |
| LESS THAN 15 MINUTES . . . . .  | 2 400  | NA    | UTILITY GAS. . . . .  | 14 300 | 5 900  |
| 15 TO 29 MINUTES . . . . .  | 4 400  | NA    | BOTTLED, TANK, OR LP GAS . . . . .  | 600    | 700    |
| 30 TO 44 MINUTES . . . . .  | 3 100  | NA    | FUEL OIL, KEROSENE, ETC. . . . .  | 10 200 | 7 500  |
| 45 TO 59 MINUTES . . . . .  | 800    | NA    | ELECTRICITY. . . . .  | 2 800  | 800    |
| 1 HOUR TO 1 HOUR AND 29 MINUTES. . . . .  | 500    | NA    | COAL OR COKE . . . . .  | 300    | 500    |
| 1 HOUR AND 30 MINUTES OR MORE. . . . .  | -      | NA    | WOOD . . . . .  | -      | 500    |
| WORKS AT HOME. . . . .  | 700    | NA    | OTHER FUEL . . . . .  | -      | 100    |
| NO FIXED PLACE OF WORK . . . . .  | 800    | NA    | NONE . . . . .  | -      | -      |
| NOT REPORTED . . . . .  | -      | NA    |   |        |        |
| MEDIAN . . . . .  | 26     | NA    | COOKING FUEL  |        |        |
| HEATING EQUIPMENT   |        |       | UTILITY GAS. . . . .  | 16 400 | 7 000  |
| OWNER OCCUPIED . . . . .  | 12 700 | 8 000 | BOTTLED, TANK, OR LP GAS . . . . .  | 5 800  | 4 700  |
| WARM-AIR FURNACE . . . . .  | 9 000  | 4 300 | ELECTRICITY. . . . .  | 5 900  | 3 500  |
| HEAT PUMP. . . . .  | 200    | -     | FUEL OIL, KEROSENE, ETC. . . . .  | -      | 200    |
| STEAM OR HOT WATER . . . . .  | 1 800  | 1 300 | COAL OR COKE . . . . .  | -      | -      |
| BUILT-IN ELECTRIC UNITS. . . . .  | 100    | 200   | WOOD . . . . .  | -      | -      |
| FLOOR, WALL, OR PIPELESS FURNACE . . . . .                                      | 300    | 300   | OTHER FUEL . . . . .  | -      | 300    |
| ROOM HEATERS WITH FLUE . . . . .  | 1 000  | 1 100 | NONE . . . . .  | -      | -      |
| ROOM HEATERS WITHOUT FLUE. . . . .  | 100    | 300   |   |        |        |
| FIREPLACES, STOVES, PORTABLE HEATERS . . . . .                                  | 200    | 400   |   |        |        |
| NONE . . . . .  | -      | -     |   |        |        |
| RENTER OCCUPIED. . . . .  | 15 500 | 7 700 |   |        |        |
| WARM-AIR FURNACE . . . . .  | 11 700 | 3 200 |   |        |        |
| HEAT PUMP. . . . .  | -      | -     |   |        |        |
| STEAM OR HOT WATER . . . . .  | 1 100  | 1 100 |   |        |        |
| BUILT-IN ELECTRIC UNITS. . . . .  | 200    | 400   |   |        |        |
| FLOOR, WALL, OR PIPELESS FURNACE . . . . .                                      | 1 100  | 400   |   |        |        |
| ROOM HEATERS WITH FLUE . . . . .  | 1 200  | 1 600 |   |        |        |
| ROOM HEATERS WITHOUT FLUE. . . . .  | 100    | 500   |   |        |        |
| FIREPLACES, STOVES, PORTABLE HEATERS . . . . .                                  | 200    | 600   |   |        |        |
| NONE . . . . .  | -      | -     |   |        |        |

<sup>1</sup>LIMITED TO HEADS WHO REPORTED HAVING A JOB THE WEEK PRIOR TO ENUMERATION.

TABLE C-5. CHARACTERISTICS OF OWNER AND RENTER OCCUPIED HOUSING UNITS WITH BLACK HOUSEHOLD HEAD: 1976 AND 1970--CONTINUED  
 (DATA BASED ON SAMPLE, SEE TEXT. FOR MINIMUM BASE FOR DERIVED FIGURES (PERCENT, MEDIAN, ETC.) AND MEANING OF SYMBOLS, SEE TEXT)

| STANDARD METROPOLITAN STATISTICAL AREA<br>BALTIMORE, MD.<br>NOT IN CENTRAL CITY | TOTAL  |      | STANDARD METROPOLITAN STATISTICAL AREA<br>BALTIMORE, MD.<br>NOT IN CENTRAL CITY | TOTAL  |      |
|---|--------|------|---|--------|------|
|   | 1976   | 1970 |   | 1976   | 1970 |
| ALL OCCUPIED 1-FAMILY HOMES AND<br>MOBILE HOMES OR TRAILERS. . . .              | 18 600 | NA   | ALL OCCUPIED 1-FAMILY HOMES AND<br>MOBILE HOMES OR TRAILERS--CON.               |        |      |
|   |        |      | STORM DOORS   |        |      |
| STORM WINDOWS OR OTHER PROTECTIVE<br>WINDOW COVERING                            |        |      | ALL DOORS COVERED. . . . .  | 8 900  | NA   |
|   |        |      | SOME DOORS COVERED . . . . .  | 3 600  | NA   |
|   |        |      | NO DOORS COVERED . . . . .  | 6 000  | NA   |
|   |        |      | NOT REPORTED . . . . .  | 200    | NA   |
|   |        |      | ATTIC OR ROOF INSULATION  |        |      |
| ALL WINDOWS COVERED. . . . .  | 7 700  | NA   | YES. . . . .  | 12 600 | NA   |
| SOME WINDOWS COVERED . . . . .  | 3 500  | NA   | NO . . . . .  | 2 700  | NA   |
| NO WINDOWS COVERED. . . . .   | 7 300  | NA   | DON'T KNOW . . . . .  | 3 200  | NA   |
| NOT REPORTED . . . . .  | 200    | NA   | NOT REPORTED . . . . .  | 200    | NA   |

TABLE C-6. FINANCIAL CHARACTERISTICS OF HOUSING UNITS WITH BLACK HOUSEHOLD HEAD: 1976 AND 1970

(DATA BASED ON SAMPLE, SEE TEXT. FOR MINIMUM BASE FOR DERIVED FIGURES (PERCENT, MEDIAN, ETC.) AND MEANING OF SYMBOLS, SEE TEXT)

| STANDARD METROPOLITAN STATISTICAL AREA<br>BALTIMORE, MD.<br>NOT IN CENTRAL CITY | TOTAL  |        | STANDARD METROPOLITAN STATISTICAL AREA<br>BALTIMORE, MD.<br>NOT IN CENTRAL CITY | TOTAL |      |
|---|--------|--------|---|-------|------|
|   | 1976   | 1970   |   | 1976  | 1970 |
| ALL OCCUPIED HOUSING UNITS . . . . .  | 28 200 | 15 700 | SPECIFIED OWNER OCCUPIED <sup>2</sup> --CON.                                    |       |      |
| INCOME <sup>1</sup>   |        |        | REAL ESTATE TAXES LAST YEAR   |       |      |
| OWNER OCCUPIED  |        |        | LESS THAN \$100 . . . . .   | 600   | NA   |
| LESS THAN \$2,000 . . . . .   | 12 700 | 8 000  | \$100 TO \$199 . . . . .  | 1 800 | NA   |
| \$2,000 TO \$2,999 . . . . .  | 100    | 900    | \$200 TO \$299 . . . . .  | 1 200 | NA   |
| \$3,000 TO \$3,999 . . . . .  | 400    | 400    | \$300 TO \$349 . . . . .  | 800   | NA   |
| \$4,000 TO \$4,999 . . . . .  | 400    | 300    | \$350 TO \$399 . . . . .  | 200   | NA   |
| \$5,000 TO \$5,999 . . . . .  | 600    | 400    | \$400 TO \$499 . . . . .  | 2 000 | NA   |
| \$6,000 TO \$6,999 . . . . .  | 600    | 400    | \$500 TO \$599 . . . . .  | 1 200 | NA   |
| \$7,000 TO \$7,999 . . . . .  | 300    | 500    | \$600 TO \$699 . . . . .  | 300   | NA   |
| \$8,000 TO \$8,999 . . . . .  | 500    | 1 500  | \$700 TO \$799 . . . . .  | 800   | NA   |
| \$9,000 TO \$9,999 . . . . .  | 900    | 900    | \$800 TO \$999 . . . . .  | 800   | NA   |
| \$10,000 TO \$12,499 . . . . .  | 700    | 1 900  | \$1,000 OR MORE . . . . .   | 200   | NA   |
| \$12,500 TO \$14,999 . . . . .  | 600    | 1 300  | NOT REPORTED . . . . .  | 1 200 | NA   |
| \$15,000 TO \$19,999 . . . . .  | 2 400  | 1 300  | MEDIAN . . . . .  | 419   | NA   |
| \$20,000 TO \$24,999 . . . . .  | 2 000  |        |   |       |      |
| \$25,000 TO \$34,999 . . . . .  | 2 600  | 200    | SELECTED MONTHLY HOUSING COSTS <sup>4</sup>                                     |       |      |
| \$35,000 OR MORE . . . . .  | 500    |        | UNITS WITH A MORTGAGE . . . . .   | 6 900 | NA   |
| MEDIAN . . . . .  | 17400  | 9200   | LESS THAN \$100 . . . . .   | -     | NA   |
| RENTER OCCUPIED . . . . .   | 15 500 | 7 700  | \$100 TO \$119 . . . . .  | -     | NA   |
| LESS THAN \$2,000 . . . . .   | 1 100  | 1 100  | \$120 TO \$149 . . . . .  | -     | NA   |
| \$2,000 TO \$2,999 . . . . .  | 900    | 600    | \$150 TO \$174 . . . . .  | 600   | NA   |
| \$3,000 TO \$3,999 . . . . .  | 300    | 600    | \$175 TO \$199 . . . . .  | 200   | NA   |
| \$4,000 TO \$4,999 . . . . .  | 500    | 600    | \$200 TO \$224 . . . . .  | 1 200 | NA   |
| \$5,000 TO \$5,999 . . . . .  | 1 100  | 700    | \$225 TO \$249 . . . . .  | 200   | NA   |
| \$6,000 TO \$6,999 . . . . .  | 900    | 800    | \$250 TO \$274 . . . . .  | 500   | NA   |
| \$7,000 TO \$7,999 . . . . .  | 500    | 1 600  | \$275 TO \$299 . . . . .  | 1 100 | NA   |
| \$8,000 TO \$8,999 . . . . .  | 2 300  | 1 200  | \$300 TO \$349 . . . . .  | 800   | NA   |
| \$9,000 TO \$9,999 . . . . .  | 1 400  | 1 200  | \$350 TO \$399 . . . . .  | 500   | NA   |
| \$10,000 TO \$12,499 . . . . .  | 1 700  | 500    | \$400 TO \$499 . . . . .  | 800   | NA   |
| \$12,500 TO \$14,999 . . . . .  | 2 000  | 500    | \$500 OR MORE . . . . .   | 300   | NA   |
| \$15,000 TO \$19,999 . . . . .  | 2 000  | 100    | NOT REPORTED . . . . .  | 900   | NA   |
| \$20,000 TO \$24,999 . . . . .  | 1 800  | 100    | MEDIAN . . . . .  | 284   | NA   |
| \$25,000 TO \$34,999 . . . . .  | 900    |        |   |       |      |
| \$35,000 OR MORE . . . . .  | -      |        | UNITS OWNED FREE AND CLEAR . . . . .  | 4 000 | NA   |
| MEDIAN . . . . .  | 10300  | 6300   | LESS THAN \$50 . . . . .  | 300   | NA   |
| SPECIFIED OWNER OCCUPIED <sup>2</sup> . . . . .                                 | 10 900 | 7 100  | \$50 TO \$69 . . . . .  | 400   | NA   |
| VALUE   |        |        | \$70 TO \$79 . . . . .  | 1 200 | NA   |
| LESS THAN \$5,000 . . . . .   | -      | 500    | \$80 TO \$89 . . . . .  | 200   | NA   |
| \$5,000 TO \$7,499 . . . . .  | 300    | 700    | \$90 TO \$99 . . . . .  | 900   | NA   |
| \$7,500 TO \$9,999 . . . . .  | 300    | 700    | \$100 TO \$119 . . . . .  | -     | NA   |
| \$10,000 TO \$12,499 . . . . .  | 300    | 800    | \$120 TO \$149 . . . . .  | 400   | NA   |
| \$12,500 TO \$14,999 . . . . .  | 100    | 700    | \$150 TO \$199 . . . . .  | 100   | NA   |
| \$15,000 TO \$17,499 . . . . .  | 600    | 900    | \$200 OR MORE . . . . .   | -     | NA   |
| \$17,500 TO \$19,999 . . . . .  | 400    | 900    | NOT REPORTED . . . . .  | 500   | NA   |
| \$20,000 TO \$24,999 . . . . .  | 400    | 900    | MEDIAN . . . . .  | ...   | NA   |
| \$25,000 TO \$29,999 . . . . .  | 1 300  | 900    | SELECTED MONTHLY HOUSING COSTS AS<br>PERCENTAGE OF INCOME <sup>4</sup>          |       |      |
| \$30,000 TO \$34,999 . . . . .  | 700    | 600    | UNITS WITH A MORTGAGE . . . . .   | 6 900 | NA   |
| \$35,000 TO \$39,999 . . . . .  | 900    | 400    | LESS THAN 5 PERCENT . . . . .   | -     | NA   |
| \$40,000 TO \$49,999 . . . . .  | 1 400  | 400    | 5 TO 9 PERCENT . . . . .  | 600   | NA   |
| \$50,000 TO \$59,999 . . . . .  | 1 500  | 100    | 10 TO 14 PERCENT . . . . .  | 1 800 | NA   |
| \$60,000 OR MORE . . . . .  | 900    | 100    | 15 TO 19 PERCENT . . . . .  | 900   | NA   |
| MEDIAN . . . . .  | 36300  | 15400  | 20 TO 24 PERCENT . . . . .  | 800   | NA   |
| VALUE-INCOME RATIO  |        |        | 25 TO 29 PERCENT . . . . .  | 900   | NA   |
| LESS THAN 1.5 . . . . .   | 2 600  | 3 000  | 30 TO 34 PERCENT . . . . .  | 600   | NA   |
| 1.5 TO 1.9 . . . . .  | 1 700  | 1 200  | 35 TO 39 PERCENT . . . . .  | 200   | NA   |
| 2.0 TO 2.4 . . . . .  | 2 000  | 800    | 40 TO 49 PERCENT . . . . .  | 100   | NA   |
| 2.5 TO 2.9 . . . . .  | 900    | 400    | 50 PERCENT OR MORE . . . . .  | -     | NA   |
| 3.0 TO 3.9 . . . . .  | 900    | 500    | NOT COMPUTED . . . . .  | -     | NA   |
| 4.0 OR MORE . . . . .   | 2 800  | 1 200  | NOT REPORTED . . . . .  | 900   | NA   |
| NOT COMPUTED . . . . .  | -      | 100    | MEDIAN . . . . .  | 18    | NA   |
| MEDIAN . . . . .  | 2.3    | 1.7    | UNITS OWNED FREE AND CLEAR . . . . .  | 4 000 | NA   |
| MORTGAGE INSURANCE  |        |        | LESS THAN 5 PERCENT . . . . .   | 500   | NA   |
| UNITS WITH MORTGAGE OR SIMILAR DEBT . . . . .                                   | 6 900  | NA     | 5 TO 9 PERCENT . . . . .  | 1 000 | NA   |
| INSURED BY FHA, VA, OR FARMERS HOME<br>ADMINISTRATION . . . . .                 | 2 400  | NA     | 10 TO 14 PERCENT . . . . .  | 600   | NA   |
| NOT INSURED OR INSURED BY PRIVATE<br>MORTGAGE INSURANCE <sup>3</sup> . . . . .  | 3 200  | NA     | 15 TO 19 PERCENT . . . . .  | 300   | NA   |
| DON'T KNOW . . . . .  | 1 100  | NA     | 20 TO 24 PERCENT . . . . .  | 300   | NA   |
| NOT REPORTED . . . . .  | 200    | NA     | 25 TO 29 PERCENT . . . . .  | 300   | NA   |
| UNITS OWNED FREE AND CLEAR . . . . .  | 4 000  | NA     | 30 TO 34 PERCENT . . . . .  | 300   | NA   |
|   |        |        | 35 TO 39 PERCENT . . . . .  | -     | NA   |
|   |        |        | 40 TO 49 PERCENT . . . . .  | -     | NA   |
|   |        |        | 50 PERCENT OR MORE . . . . .  | 300   | NA   |
|   |        |        | NOT COMPUTED . . . . .  | -     | NA   |
|   |        |        | NOT REPORTED . . . . .  | 500   | NA   |
|   |        |        | MEDIAN . . . . .  | ...   | NA   |

<sup>1</sup>INCOME OF FAMILIES AND PRIMARY INDIVIDUALS IN 12 MONTHS PRECEDING DATE OF ENUMERATION; SEE TEXT.  
<sup>2</sup>LIMITED TO 1-FAMILY HOMES ON LESS THAN 10 ACRES AND NO BUSINESS ON PROPERTY.  
<sup>3</sup>DATA ARE NOT SEPARABLE.  
<sup>4</sup>SUM OF PAYMENTS FOR REAL ESTATE TAXES, PROPERTY INSURANCE, UTILITIES, FUEL, WATER, GARBAGE AND TRASH COLLECTION, AND MORTGAGE AT TIME OF ENUMERATION.

TABLE C-6. FINANCIAL CHARACTERISTICS OF HOUSING UNITS WITH BLACK HOUSEHOLD HEAD: 1976 AND 1970--CONTINUED  
(DATA BASED ON SAMPLE, SEE TEXT, FOR MINIMUM BASE FOR DERIVED FIGURES (PERCENT, MEDIAN, ETC.) AND MEANING OF SYMBOLS, SEE TEXT)


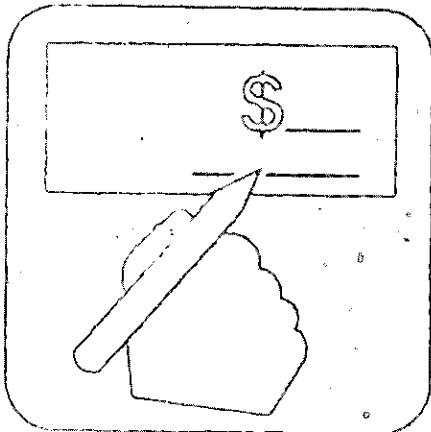


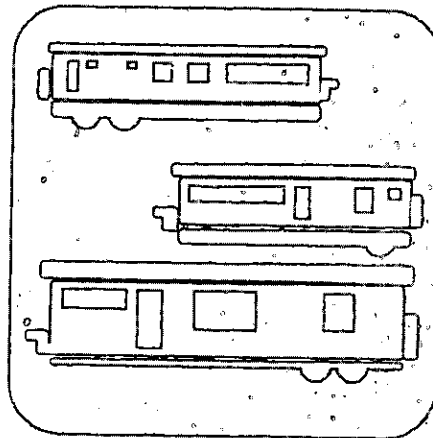
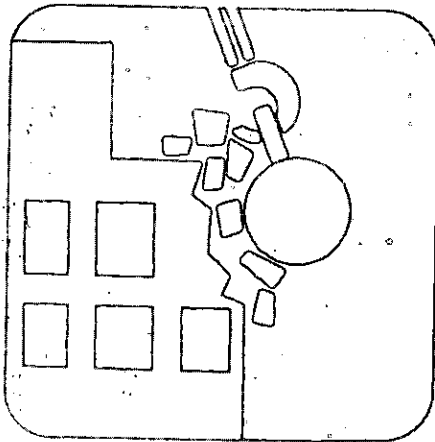
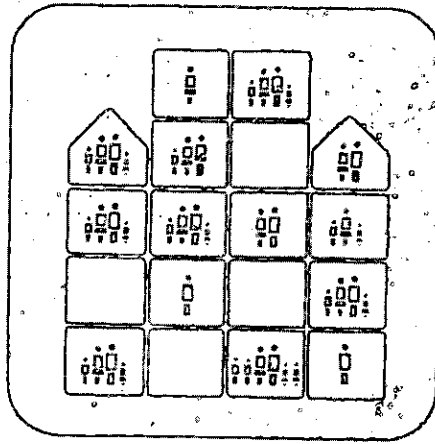

| STANDARD METROPOLITAN STATISTICAL AREA<br>BALTIMORE, MD.<br>NOT IN CENTRAL CITY | TOTAL  |       | STANDARD METROPOLITAN STATISTICAL AREA<br>BALTIMORE, MD.<br>NOT IN CENTRAL CITY | TOTAL  |       |
|---|--------|-------|---|--------|-------|
|   | 1976   | 1970  |   | 1976   | 1970  |
| SPECIFIED OWNER OCCUPIED <sup>1</sup> --CON.                                    |        |       |   |        |       |
| ACQUISITION OF PROPERTY   |        |       | GROSS RENT--CONTINUED   |        |       |
| PLACED OR ASSUMED A MORTGAGE . . . . .  | 8 100  | NA    | NONSUBSIDIZED RENTER OCCUPIED <sup>4</sup> . . . . .                            | 12 600 | NA    |
| ACQUIRED THROUGH INHERITANCE OR GIFT . . . . .                                  | 800    | NA    | LESS THAN \$50. . . . .   | -      | NA    |
| PAID ALL CASH. . . . .  | 1 500  | NA    | \$50 TO \$59 . . . . .  | -      | NA    |
| ACQUIRED IN OTHER MANNER . . . . .  | 600    | NA    | \$60 TO \$69 . . . . .  | -      | NA    |
| NOT REPORTED . . . . .  | -      | NA    | \$70 TO \$79 . . . . .  | -      | NA    |
| ALTERATIONS AND REPAIRS DURING<br>LAST 12 MONTHS                                |        |       | \$80 TO \$99 . . . . .  | 300    | NA    |
| NO ALTERATIONS OR REPAIRS. . . . .  | 4 000  | NA    | \$100 TO \$119 . . . . .  | 600    | NA    |
| ALTERATIONS AND REPAIRS COSTING LESS<br>THAN \$100 <sup>2</sup> . . . . .       | 3 300  | NA    | \$120 TO \$149 . . . . .  | 600    | NA    |
| ADDITIONS. . . . .  | -      | NA    | \$150 TO \$174 . . . . .  | 3 000  | NA    |
| ALTERATIONS. . . . .  | 300    | NA    | \$175 TO \$199 . . . . .  | 2 300  | NA    |
| REPLACEMENTS . . . . .  | 800    | NA    | \$200 TO \$224 . . . . .  | 2 000  | NA    |
| REPAIRS. . . . .  | 2 600  | NA    | \$225 TO \$249 . . . . .  | 1 400  | NA    |
| ALTERATIONS AND REPAIRS COSTING \$100<br>OR MORE <sup>2</sup> . . . . .         | 4 600  | NA    | \$250 TO \$274 . . . . .  | 800    | NA    |
| ADDITIONS. . . . .  | 600    | NA    | \$275 TO \$299 . . . . .  | 500    | NA    |
| ALTERATIONS. . . . .  | 2 300  | NA    | \$300 TO \$349 . . . . .  | 200    | NA    |
| REPLACEMENTS . . . . .  | 1 500  | NA    | \$350 OR MORE . . . . .   | 500    | NA    |
| REPAIRS. . . . .  | 2 300  | NA    | NO CASH RENT . . . . .  | 400    | NA    |
| NOT REPORTED . . . . .  | 200    | NA    | MEDIAN . . . . .  | 191    | NA    |
| PLANS FOR IMPROVEMENTS DURING<br>NEXT 12 MONTHS                                 |        |       | GROSS RENT AS PERCENTAGE OF INCOME  |        |       |
| NONE PLANNED . . . . .  | 3 800  | NA    | SPECIFIED RENTER OCCUPIED <sup>3</sup> . . . . .                                | 14 600 | 7 000 |
| SOME PLANNED . . . . .  | 6 500  | NA    | LESS THAN 10 PERCENT . . . . .  | 500    | 700   |
| COSTING LESS THAN \$100 . . . . .   | 1 000  | NA    | 10 TO 14 PERCENT . . . . .  | 2 900  | 1 200 |
| COSTING \$100 OR MORE . . . . .   | 5 300  | NA    | 15 TO 19 PERCENT . . . . .  | 3 100  | 1 200 |
| DON'T KNOW . . . . .  | 100    | NA    | 20 TO 24 PERCENT . . . . .  | 2 300  | 900   |
| NOT REPORTED . . . . .  | -      | NA    | 25 TO 34 PERCENT . . . . .  | 1 900  | 700   |
| DON'T KNOW . . . . .  | 500    | NA    | 35 PERCENT OR MORE . . . . .  | 3 300  | 1 300 |
| NOT REPORTED . . . . .  | 200    | NA    | NOT COMPUTED . . . . .  | 600    | 1 000 |
|   |        |       | MEDIAN . . . . .  | 21     | 20    |
| GROSS RENT  |        |       | NONSUBSIDIZED RENTER OCCUPIED <sup>4</sup> . . . . .                            | 12 600 | NA    |
| SPECIFIED RENTER OCCUPIED <sup>3</sup> . . . . .                                | 14 600 | 7 000 | LESS THAN 10 PERCENT . . . . .  | 500    | NA    |
| LESS THAN \$50. . . . .   | -      | 500   | 10 TO 14 PERCENT . . . . .  | 2 300  | NA    |
| \$50 TO \$59 . . . . .  | 200    | 400   | 15 TO 19 PERCENT . . . . .  | 2 600  | NA    |
| \$60 TO \$69 . . . . .  | -      | 400   | 20 TO 24 PERCENT . . . . .  | 2 200  | NA    |
| \$70 TO \$79 . . . . .  | 200    | 400   | 25 TO 34 PERCENT . . . . .  | 1 400  | NA    |
| \$80 TO \$99 . . . . .  | 600    | 1 000 | 35 PERCENT OR MORE . . . . .  | 3 000  | NA    |
| \$100 TO \$119 . . . . .  | 600    | 1 600 | NOT COMPUTED . . . . .  | 600    | NA    |
| \$120 TO \$149 . . . . .  | 600    | 1 100 | MEDIAN . . . . .  | 21     | NA    |
| \$150 TO \$174 . . . . .  | 3 300  | 700   | CONTRACT RENT   |        |       |
| \$175 TO \$199 . . . . .  | 2 800  |       | SPECIFIED RENTER OCCUPIED <sup>3</sup> . . . . .                                | 14 600 | 7 000 |
| \$200 TO \$224 . . . . .  | 2 500  |       | LESS THAN \$50. . . . .   | 200    | 1 200 |
| \$225 TO \$249 . . . . .  | 1 600  | 100   | \$50 TO \$59 . . . . .  | 200    | 600   |
| \$250 TO \$274 . . . . .  | 800    |       | \$60 TO \$69 . . . . .  | 500    | 800   |
| \$275 TO \$299 . . . . .  | 500    |       | \$70 TO \$79 . . . . .  | 200    | 1 000 |
| \$300 TO \$349 . . . . .  | 200    |       | \$80 TO \$99 . . . . .  | 900    | 1 000 |
| \$350 OR MORE . . . . .   | 500    |       | \$100 TO \$119 . . . . .  | 1 900  | 600   |
| NO CASH RENT . . . . .  | 400    | 800   | \$120 TO \$149 . . . . .  | 2 600  | 500   |
| MEDIAN . . . . .  | 189    | 105   | \$150 TO \$174 . . . . .  | 1 700  | 300   |
|   |        |       | \$175 TO \$199 . . . . .  | 2 800  |       |
|   |        |       | \$200 TO \$249 . . . . .  | 2 500  | -     |
|   |        |       | \$250 TO \$299 . . . . .  | 500    | -     |
|   |        |       | \$300 OR MORE . . . . .   | 300    | -     |
|   |        |       | NO CASH RENT . . . . .  | 400    | 800   |
|   |        |       | MEDIAN . . . . .  | 160    | 75    |

<sup>1</sup>LIMITED TO 1-FAMILY HOMES ON LESS THAN 10 ACRES AND NO BUSINESS ON PROPERTY.  
<sup>2</sup>COMPONENTS MAY NOT ADD TO TOTAL BECAUSE MORE THAN ONE IMPROVEMENT WAS MADE.  
<sup>3</sup>EXCLUDES 1-FAMILY HOMES ON 10 ACRES OR MORE.  
<sup>4</sup>EXCLUDES 1-FAMILY HOMES ON 10 ACRES OR MORE, MOBILE HOMES OR TRAILERS, HOUSING UNITS IN PUBLIC HOUSING PROJECTS, AND HOUSING UNITS WITH GOVERNMENT RENT SUBSIDIES; INCLUDES UNITS WHERE THE SUBSIDIZED/NONSUBSIDIZED STATUS WAS NOT REPORTED.

TABLE C-7. CHARACTERISTICS OF OWNER AND RENTER OCCUPIED HOUSING UNITS WITH HOUSEHOLD HEAD OF SPANISH ORIGIN: 1976 AND 1970

TABLE C-8. FINANCIAL CHARACTERISTICS OF HOUSING UNITS WITH HOUSEHOLD HEAD OF SPANISH ORIGIN: 1976 AND 1970

(TABLES C-7 AND C-8 OMITTED BECAUSE OF INSUFFICIENT NUMBER OF HOUSEHOLDS WITH HEAD OF SPANISH ORIGIN; SEE INTRODUCTION.)



**Indicators of  
Housing and  
Neighborhood  
Quality**

**PART  
B**

TABLE A-1. OCCUPANCY AND UTILIZATION CHARACTERISTICS AND SERVICES AVAILABLE FOR OWNER AND RENTER OCCUPIED HOUSING UNITS: 1976

(DATA BASED ON SAMPLE, SEE TEXT. FOR MINIMUM BASE FOR DERIVED FIGURES (PERCENT, MEDIAN, ETC.) AND MEANING OF SYMBOLS, SEE TEXT)

| STANDARD METROPOLITAN STATISTICAL AREA<br>BALTIMORE, MD.<br>TOTAL | TOTAL   | STANDARD METROPOLITAN STATISTICAL AREA<br>BALTIMORE, MD.<br>TOTAL | TOTAL   |
|---|---------|---|---------|
| <b>DURATION OF OCCUPANCY</b>                                      |         | <b>CONDITION OF KITCHEN FACILITIES--CONTINUED</b>                 |         |
| OWNER OCCUPIED, . . . . .   | 413 200 | RENTER OCCUPIED . . . . .   | 278 500 |
| HOUSEHOLD HEAD LIVED HERE:  |         | WITH COMPLETE KITCHEN FACILITIES. . . . .                         | 274 000 |
| LESS THAN 3 MONTHS. . . . .                                       | 7 700   | ALL USABLE. . . . .   | 269 800 |
| 3 MONTHS OR LONGER. . . . .                                       | 405 500 | 1 OR MORE NOT USABLE. . . . .                                     | 3 900   |
| LIVED HERE LAST WINTER. . . . .                                   | 396 000 | NOT REPORTED. . . . .   | 300     |
|   |         | LACKING COMPLETE KITCHEN FACILITIES . . . . .                     | 4 400   |
| RENTER OCCUPIED . . . . .   | 278 500 | <b>GARBAGE COLLECTION SERVICE</b>                                 |         |
| HOUSEHOLD HEAD LIVED HERE:  |         | OWNER OCCUPIED. . . . .   | 413 200 |
| LESS THAN 3 MONTHS. . . . .                                       | 23 500  | WITH SERVICE. . . . .   | 404 800 |
| 3 MONTHS OR LONGER. . . . .                                       | 255 000 | LESS THAN ONCE A WEEK . . . . .                                   | 200     |
| LIVED HERE LAST WINTER. . . . .                                   | 231 700 | ONCE A WEEK . . . . .   | 12 800  |
|   |         | TWICE A WEEK OR MORE. . . . .                                     | 389 100 |
| <b>BEDROOMS</b>   |         | DON'T KNOW. . . . .   | 2 300   |
| OWNER OCCUPIED. . . . .   | 413 200 | NOT REPORTED. . . . .   | 500     |
| NONE AND 1. . . . .   | 16 400  | NO SERVICE. . . . .   | 7 900   |
| 2 OR MORE . . . . .   | 396 800 | METHOD OF DISPOSAL:   |         |
| NONE LACKING PRIVACY. . . . .                                     | 369 600 | INCINERATOR, TRASH CHUTE, OR COMPACTOR. . . . .                   | 500     |
| 1 OR MORE LACKING PRIVACY . . . . .                               | 26 700  | GARBAGE DISPOSAL. . . . .   | -       |
| PRIVACY NOT REPORTED. . . . .                                     | 500     | OTHER MEANS . . . . .   | 7 100   |
| 3-OR-MORE-PERSON HOUSEHOLDS . . . . .                             | 247 200 | NOT REPORTED. . . . .   | 300     |
| NO BEDROOMS USED BY 3 PERSONS OR MORE . . . . .                   | 234 000 | DON'T KNOW. . . . .   | 500     |
| BEDROOMS USED BY 3 PERSONS OR MORE. . . . .                       | 10 200  | NOT REPORTED. . . . .   | -       |
| 1 . . . . .   | 9 700   |   |         |
| 2 OR MORE . . . . .   | 500     | RENTER OCCUPIED . . . . .   | 278 500 |
| BEDROOMS USED BY PERSONS 13 YEARS OF AGE OR . . . . .             |         | WITH SERVICE. . . . .   | 266 000 |
| OLDER. . . . .  | 7 000   | LESS THAN ONCE A WEEK . . . . .                                   | 2 400   |
| NO BEDROOMS USED BY PERSONS 13 YEARS OF AGE . . . . .             |         | ONCE A WEEK . . . . .   | 10 500  |
| OR OLDER . . . . .  | 2 700   | TWICE A WEEK OR MORE. . . . .                                     | 226 000 |
| NOT REPORTED. . . . .   | 500     | DON'T KNOW. . . . .   | 26 700  |
| NO BEDROOMS . . . . .   | -       | NOT REPORTED. . . . .   | 500     |
| NOT REPORTED. . . . .   | 3 000   | NO SERVICE. . . . .   | 12 200  |
| 1- AND 2-PERSON HOUSEHOLDS. . . . .                               | 166 000 | METHOD OF DISPOSAL:   |         |
|   |         | INCINERATOR, TRASH CHUTE, OR COMPACTOR. . . . .                   | 6 600   |
| RENTER OCCUPIED . . . . .   | 278 500 | GARBAGE DISPOSAL. . . . .   | 1 600   |
| NONE AND 1. . . . .   | 91 400  | OTHER MEANS . . . . .   | 3 800   |
| 2 OR MORE . . . . .   | 187 100 | NOT REPORTED. . . . .   | 200     |
| NONE LACKING PRIVACY. . . . .                                     | 158 500 | DON'T KNOW. . . . .   | 100     |
| 1 OR MORE LACKING PRIVACY . . . . .                               | 28 400  | NOT REPORTED. . . . .   | 200     |
| PRIVACY NOT REPORTED. . . . .                                     | 200     |   |         |
| 3-OR-MORE-PERSON HOUSEHOLDS . . . . .                             | 110 400 | <b>EXTERMINATOR SERVICE</b>                                       |         |
| NO BEDROOMS USED BY 3 PERSONS OR MORE . . . . .                   | 92 900  | OWNER OCCUPIED. . . . .   | 413 200 |
| BEDROOMS USED BY 3 PERSONS OR MORE. . . . .                       | 15 400  | OCCUPIED 3 MONTHS OR LONGER . . . . .                             | 405 500 |
| 1 . . . . .   | 13 500  | NO SIGNS OF MICE OR RATS. . . . .                                 | 371 100 |
| 2 OR MORE . . . . .   | 1 900   | WITH SIGNS OF MICE OR RATS. . . . .                               | 33 300  |
| BEDROOMS USED BY PERSONS 13 YEARS OF AGE OR . . . . .             |         | REGULAR EXTERMINATION SERVICE . . . . .                           | 2 700   |
| OLDER. . . . .  | 10 200  | IRREGULAR EXTERMINATION SERVICE . . . . .                         | 5 700   |
| NO BEDROOMS USED BY PERSONS 13 YEARS OF AGE . . . . .             |         | NO EXTERMINATION SERVICE. . . . .                                 | 24 200  |
| OR OLDER . . . . .  | 3 500   | NOT REPORTED. . . . .   | 600     |
| NOT REPORTED. . . . .   | 1 700   | NOT REPORTED. . . . .   | 1 100   |
| NO BEDROOMS . . . . .   | -       | OCCUPIED LESS THAN 3 MONTHS . . . . .                             | 7 700   |
| NOT REPORTED. . . . .   | 2 000   |   |         |
| 1- AND 2-PERSON HOUSEHOLDS. . . . .                               | 168 100 | RENTER OCCUPIED . . . . .   | 278 500 |
|   |         | OCCUPIED 3 MONTHS OR LONGER . . . . .                             | 255 000 |
| <b>CONDITION OF KITCHEN FACILITIES</b>                            |         | NO SIGNS OF MICE OR RATS. . . . .                                 | 210 800 |
| OWNER OCCUPIED. . . . .   | 413 200 | WITH SIGNS OF MICE OR RATS. . . . .                               | 43 800  |
| WITH COMPLETE KITCHEN FACILITIES. . . . .                         | 411 500 | REGULAR EXTERMINATION SERVICE . . . . .                           | 3 400   |
| ALL USABLE. . . . .   | 410 300 | IRREGULAR EXTERMINATION SERVICE . . . . .                         | 9 900   |
| 1 OR MORE NOT USABLE. . . . .                                     | 900     | NO EXTERMINATION SERVICE. . . . .                                 | 29 900  |
| NOT REPORTED. . . . .   | 300     | NOT REPORTED. . . . .   | 700     |
| LACKING COMPLETE KITCHEN FACILITIES . . . . .                     | 1 600   | NOT REPORTED. . . . .   | 500     |
|   |         | OCCUPIED LESS THAN 3 MONTHS . . . . .                             | 23 500  |



TABLE A-2. SELECTED STRUCTURAL CHARACTERISTICS BY DEFICIENCIES FOR OWNER AND RENTER OCCUPIED HOUSING UNITS: 1976  
 (DATA BASED ON SAMPLE, SEE TEXT. FOR MINIMUM BASE FOR DERIVED FIGURES (PERCENT, MEDIAN, ETC.) AND MEANING OF SYMBOLS, SEE TEXT)

| STANDARD METROPOLITAN STATISTICAL AREA<br>BALTIMORE, MD.<br>TOTAL | TOTAL   | STANDARD METROPOLITAN STATISTICAL AREA<br>BALTIMORE, MD.<br>TOTAL | TOTAL   |
|---|---------|---|---------|
| 1-UNIT STRUCTURES INCLUDING MOBILE HOMES<br>OR TRAILERS. . . . .  | 505 700 | ALL OCCUPIED HOUSING UNITS--CONTINUED                             |         |
| 2 OR MORE UNITS IN STRUCTURE. . . . .                             | 185 900 | ELECTRIC WALL OUTLETS   |         |
| COMMON STAIRWAYS  |         | OWNER OCCUPIED. . . . .   | 413 200 |
| OWNER OCCUPIED. . . . .   | 13 200  | WITH WORKING OUTLETS IN EACH ROOM . . . . .                       | 402 000 |
| WITH COMMON STAIRWAYS . . . . .                                   | 9 400   | LACKING WORKING OUTLETS IN SOME OR ALL ROOMS. . . . .             | 11 000  |
| NO LOOSE STEPS. . . . .   | 7 200   | NOT REPORTED. . . . .   | 200     |
| RAILINGS NOT LOOSE. . . . .                                       | 6 400   | RENTER OCCUPIED . . . . .   | 278 500 |
| RAILINGS LOOSE. . . . .   | -       | WITH WORKING OUTLETS IN EACH ROOM . . . . .                       | 263 800 |
| NO RAILINGS . . . . .   | 700     | LACKING WORKING OUTLETS IN SOME OR ALL ROOMS. . . . .             | 14 700  |
| RAILINGS NOT REPORTED . . . . .                                   | 200     | NOT REPORTED. . . . .   | -       |
| LOOSE STEPS . . . . .   | 600     |   |         |
| RAILINGS NOT LOOSE. . . . .                                       | 300     | BASEMENT  |         |
| RAILINGS LOOSE. . . . .   | 300     | OWNER OCCUPIED. . . . .   | 413 200 |
| NO RAILINGS . . . . .   | -       | WITH BASEMENT . . . . .   | 344 200 |
| RAILINGS NOT REPORTED . . . . .                                   | -       | NO WATER LEAKAGE. . . . .   | 293 500 |
| STEPS NOT REPORTED. . . . .                                       | 1 600   | WITH WATER LEAKAGE. . . . .                                       | 48 500  |
| NO COMMON STAIRWAYS . . . . .                                     | 3 800   | DON'T KNOW. . . . .   | 1 800   |
|   |         | NOT REPORTED. . . . .   | 500     |
| RENTER OCCUPIED . . . . .   | 172 700 | NO BASEMENT . . . . .   | 69 000  |
| WITH COMMON STAIRWAYS . . . . .                                   | 148 100 |   |         |
| NO LOOSE STEPS. . . . .   | 132 000 | RENTER OCCUPIED . . . . .   | 278 500 |
| RAILINGS NOT LOOSE. . . . .                                       | 123 200 | WITH BASEMENT . . . . .   | 186 100 |
| RAILINGS LOOSE. . . . .   | 4 800   | NO WATER LEAKAGE. . . . .   | 114 800 |
| NO RAILINGS . . . . .   | 3 300   | WITH WATER LEAKAGE. . . . .                                       | 24 200  |
| RAILINGS NOT REPORTED . . . . .                                   | 800     | DON'T KNOW. . . . .   | 46 200  |
| LOOSE STEPS . . . . .   | 6 400   | NOT REPORTED. . . . .   | 800     |
| RAILINGS NOT LOOSE. . . . .                                       | 4 400   | NO BASEMENT . . . . .   | 92 400  |
| RAILINGS LOOSE. . . . .   | 1 500   |   |         |
| NO RAILINGS . . . . .   | 500     | ROOF  |         |
| RAILINGS NOT REPORTED . . . . .                                   | -       | OWNER OCCUPIED. . . . .   | 413 200 |
| STEPS NOT REPORTED. . . . .                                       | 9 700   | NO WATER LEAKAGE. . . . .   | 388 300 |
| NO COMMON STAIRWAYS . . . . .                                     | 24 600  | WITH WATER LEAKAGE. . . . .                                       | 22 900  |
|   |         | DON'T KNOW. . . . .   | 1 400   |
| LIGHT FIXTURES IN PUBLIC HALLS                                    |         | NOT REPORTED. . . . .   | 500     |
| OWNER OCCUPIED. . . . .   | 13 200  | RENTER OCCUPIED . . . . .   | 278 500 |
| WITH PUBLIC HALLS . . . . .                                       | 5 100   | NO WATER LEAKAGE. . . . .   | 218 400 |
| WITH LIGHT FIXTURES . . . . .                                     | 5 100   | WITH WATER LEAKAGE. . . . .                                       | 27 400  |
| ALL WORKING . . . . .   | 4 900   | DON'T KNOW. . . . .   | 32 500  |
| SOME WORKING. . . . .   | -       | NOT REPORTED. . . . .   | 100     |
| NONE WORKING. . . . .   | 200     |   |         |
| NOT REPORTED. . . . .   | -       | INTERIOR CEILINGS AND WALLS                                       |         |
| NO LIGHT FIXTURES . . . . .                                       | -       | OWNER OCCUPIED. . . . .   | 413 200 |
| NO PUBLIC HALLS . . . . .   | 6 500   | OPEN CRACKS OR HOLES: . . . . .                                   |         |
| NOT REPORTED. . . . .   | 1 600   | NO OPEN CRACKS OR HOLES . . . . .                                 | 395 600 |
| RENTER OCCUPIED . . . . .   | 172 700 | WITH OPEN CRACKS OR HOLES . . . . .                               | 17 600  |
| WITH PUBLIC HALLS . . . . .                                       | 135 000 | NOT REPORTED. . . . .   | -       |
| WITH LIGHT FIXTURES . . . . .                                     | 133 600 | BROKEN PLASTER: . . . . .   |         |
| ALL WORKING . . . . .   | 121 900 | NO BROKEN PLASTER . . . . .                                       | 403 100 |
| SOME WORKING. . . . .   | 9 200   | WITH BROKEN PLASTER . . . . .                                     | 9 900   |
| NONE WORKING. . . . .   | 1 900   | NOT REPORTED. . . . .   | 200     |
| NOT REPORTED. . . . .   | 600     | PEELING PAINT: . . . . .  |         |
| NO LIGHT FIXTURES . . . . .                                       | 1 400   | NO PEELING PAINT. . . . .   | 402 300 |
| NO PUBLIC HALLS . . . . .   | 28 500  | WITH PEELING PAINT. . . . .                                       | 10 300  |
| NOT REPORTED. . . . .   | 9 200   | NOT REPORTED. . . . .   | 500     |
| STORIES BETWEEN MAIN AND APARTMENT ENTRANCES                      |         | RENTER OCCUPIED . . . . .   | 278 500 |
| NONE (ON SAME FLOOR) . . . . .                                    | 46 800  | OPEN CRACKS OR HOLES: . . . . .                                   |         |
| 1 (UP OR DOWN) . . . . .  | 86 500  | NO OPEN CRACKS OR HOLES . . . . .                                 | 232 100 |
| 2 OR MORE (UP OR DOWN) . . . . .                                  | 42 300  | WITH OPEN CRACKS OR HOLES . . . . .                               | 46 100  |
| NOT REPORTED. . . . .   | 10 400  | NOT REPORTED. . . . .   | 300     |
| ALL OCCUPIED HOUSING UNITS. . . . .                               | 691 600 | BROKEN PLASTER: . . . . .   |         |
| ELECTRIC WIRING   |         | NO BROKEN PLASTER . . . . .                                       | 253 100 |
| OWNER OCCUPIED. . . . .   | 413 200 | WITH BROKEN PLASTER . . . . .                                     | 25 400  |
| ALL WIRING CONCEALED IN WALLS OR METAL COVERING . . . . .         | 409 300 | NOT REPORTED. . . . .   | -       |
| SOME OR ALL WIRING EXPOSED. . . . .                               | 3 900   | PEELING PAINT: . . . . .  |         |
| NOT REPORTED. . . . .   | -       | NO PEELING PAINT. . . . .   | 256 300 |
| RENTER OCCUPIED . . . . .   | 278 500 | WITH PEELING PAINT. . . . .                                       | 22 200  |
| ALL WIRING CONCEALED IN WALLS OR METAL COVERING . . . . .         | 271 500 | NOT REPORTED. . . . .   | -       |
| SOME OR ALL WIRING EXPOSED. . . . .                               | 7 000   |   |         |
| NOT REPORTED. . . . .   | -       |   |         |

TABLE A-2. SELECTED STRUCTURAL CHARACTERISTICS BY DEFICIENCIES FOR OWNER AND RENTER OCCUPIED HOUSING UNITS: 1976--CONTINUED  
 (DATA BASED ON SAMPLE, SEE TEXT. FOR MINIMUM BASE FOR DERIVED FIGURES (PERCENT, MEDIAN, ETC.) AND MEANING OF SYMBOLS, SEE TEXT)

| STANDARD METROPOLITAN STATISTICAL AREA<br>BALTIMORE, MD.<br>TOTAL | TOTAL   | STANDARD METROPOLITAN STATISTICAL AREA<br>BALTIMORE, MD.<br>TOTAL | TOTAL   |
|---|---------|---|---------|
| ALL OCCUPIED HOUSING UNITS--CONTINUED                             |         | ALL OCCUPIED HOUSING UNITS--CONTINUED                             |         |
| INTERIOR FLOORS   |         | SELECTED STRUCTURAL DEFICIENCIES AND<br>WISH TO MOVE--CONTINUED   |         |
| OWNER OCCUPIED. . . . .   | 413 200 | RENTER OCCUPIED . . . . .   | 278 500 |
| NO HOLES IN FLOOR . . . . .                                       | 408 200 | WITH STRUCTURAL DEFICIENCIES. . . . .                             | 88 900  |
| WITH HOLES IN FLOOR . . . . .                                     | 3 900   | HOUSEHOLD WOULD LIKE TO MOVE. . . . .                             | 22 900  |
| NOT REPORTED. . . . .   | 1 100   | BECAUSE OF 1 CONDITION. . . . .                                   | 4 800   |
|   |         | BECAUSE OF 2 CONDITIONS . . . . .                                 | 6 800   |
| RENTER OCCUPIED . . . . .   | 278 500 | BECAUSE OF 3 OR MORE CONDITIONS . . . . .                         | 11 400  |
| NO HOLES IN FLOOR . . . . .                                       | 261 400 | HOUSEHOLD WOULD NOT LIKE TO MOVE. . . . .                         | 62 800  |
| WITH HOLES IN FLOOR . . . . .                                     | 16 000  | NOT REPORTED. . . . .   | 3 200   |
| NOT REPORTED. . . . .   | 1 100   | NO STRUCTURAL DEFICIENCIES. . . . .                               | 189 600 |
|   |         | NOT REPORTED. . . . .   | -       |
| SELECTED STRUCTURAL DEFICIENCIES AND<br>WISH TO MOVE              |         | OVERALL OPINION OF STRUCTURE                                      |         |
| OWNER OCCUPIED. . . . .   | 413 200 | OWNER OCCUPIED. . . . .   | 413 200 |
| WITH STRUCTURAL DEFICIENCIES. . . . .                             | 85 200  | EXCELLENT . . . . .   | 192 200 |
| HOUSEHOLD WOULD LIKE TO MOVE. . . . .                             | 2 100   | GOOD. . . . .   | 180 400 |
| BECAUSE OF 1 CONDITION. . . . .                                   | 1 100   | FAIR. . . . .   | 36 500  |
| BECAUSE OF 2 CONDITIONS . . . . .                                 | 600     | POOR. . . . .   | 2 700   |
| BECAUSE OF 3 OR MORE CONDITIONS . . . . .                         | 300     | NOT REPORTED. . . . .   | 1 400   |
| HOUSEHOLD WOULD NOT LIKE TO MOVE. . . . .                         | 80 000  | RENTER OCCUPIED . . . . .   | 278 500 |
| NOT REPORTED. . . . .   | 3 100   | EXCELLENT . . . . .   | 63 000  |
| NO STRUCTURAL DEFICIENCIES. . . . .                               | 327 900 | GOOD. . . . .   | 114 500 |
| NOT REPORTED. . . . .   | -       | FAIR. . . . .   | 78 200  |
|   |         | POOR. . . . .   | 21 300  |
|   |         | NOT REPORTED. . . . .   | 1 400   |

TABLE A-3. FAILURES IN PLUMBING FACILITIES AND EQUIPMENT FOR OWNER AND RENTER OCCUPIED HOUSING UNITS: 1976  
 (DATA BASED ON SAMPLE, SEE TEXT. FOR MINIMUM BASE FOR DERIVED FIGURES (PERCENT, MEDIAN, ETC.) AND MEANING OF SYMBOLS, SEE TEXT)

| STANDARD METROPOLITAN STATISTICAL AREA<br>BALTIMORE, MD.<br>TOTAL | TOTAL   | STANDARD METROPOLITAN STATISTICAL AREA<br>BALTIMORE, MD.<br>TOTAL | TOTAL   |
|---|---------|---|---------|
| UNITS OCCUPIED 3 MONTHS OR LONGER . . . . .                       | 660 500 | UNITS OCCUPIED 3 MONTHS OR LONGER--CON.                           |         |
| <b>WATER SUPPLY</b>   |         | <b>FLUSH TOILET--CONTINUED</b>                                    |         |
| OWNER OCCUPIED . . . . .  | 405 500 | RENTER OCCUPIED . . . . .   | 255 000 |
| WITH PIPED WATER INSIDE STRUCTURE . . . . .                       | 404 600 | WITH ALL PLUMBING FACILITIES . . . . .                            | 251 900 |
| NO BREAKDOWNS . . . . .   | 391 300 | WITH ONLY 1 FLUSH TOILET . . . . .                                | 206 200 |
| WITH BREAKDOWNS . . . . .   | 10 900  | NO BREAKDOWNS IN FLUSH TOILET . . . . .                           | 197 400 |
| UNUSABLE 6 CONSECUTIVE HOURS OR LONGER:                           |         | WITH BREAKDOWNS IN FLUSH TOILET . . . . .                         | 8 400   |
| 1 TIME . . . . .  | 8 600   | UNUSABLE 6 CONSECUTIVE HOURS OR LONGER:                           |         |
| 2 TIMES . . . . .   | 800     | 1 TIME . . . . .  | 5 600   |
| 3 TIMES OR MORE . . . . .   | 1 500   | 2 TIMES . . . . .   | 1 100   |
| NOT REPORTED . . . . .  | -       | 3 TIMES . . . . .   | 1 000   |
| DON'T KNOW . . . . .  | 1 100   | 4 TIMES OR MORE . . . . .   | 800     |
| NOT REPORTED . . . . .  | 1 200   | NOT REPORTED . . . . .  | -       |
| REASON FOR BREAKDOWN:   |         | NOT REPORTED . . . . .  | 300     |
| PROBLEMS INSIDE BUILDING . . . . .                                | 2 400   | REASON FOR BREAKDOWN:   |         |
| PROBLEMS OUTSIDE BUILDING . . . . .                               | 8 400   | PROBLEMS INSIDE BUILDING . . . . .                                | 6 400   |
| NOT REPORTED . . . . .  | 200     | PROBLEMS OUTSIDE BUILDING . . . . .                               | 1 700   |
| NO PIPED WATER INSIDE STRUCTURE . . . . .                         | 900     | NOT REPORTED . . . . .  | 300     |
|   |         | LACKING SOME OR ALL PLUMBING FACILITIES . . . . .                 | 3 100   |
| RENTER OCCUPIED . . . . .   | 255 000 | <b>ELECTRIC FUSE BLOWOUTS</b>                                     |         |
| WITH PIPED WATER INSIDE STRUCTURE . . . . .                       | 254 100 | OWNER OCCUPIED . . . . .  | 405 500 |
| NO BREAKDOWNS . . . . .   | 239 400 | NO FUSE OR SWITCH BLOWOUTS . . . . .                              | 347 100 |
| WITH BREAKDOWNS . . . . .   | 12 500  | WITH FUSE OR SWITCH BLOWOUTS . . . . .                            | 56 800  |
| UNUSABLE 6 CONSECUTIVE HOURS OR LONGER:                           |         | 1 TIME . . . . .  | 31 800  |
| 1 TIME . . . . .  | 7 900   | 2 TIMES . . . . .   | 11 900  |
| 2 TIMES . . . . .   | 2 600   | 3 TIMES OR MORE . . . . .   | 12 500  |
| 3 TIMES OR MORE . . . . .   | 2 100   | NOT REPORTED . . . . .  | 600     |
| NOT REPORTED . . . . .  | -       | DON'T KNOW . . . . .  | 1 300   |
| DON'T KNOW . . . . .  | 1 100   | NOT REPORTED . . . . .  | 300     |
| NOT REPORTED . . . . .  | 1 100   |   |         |
| REASON FOR BREAKDOWN:   |         | RENTER OCCUPIED . . . . .   | 255 000 |
| PROBLEMS INSIDE BUILDING . . . . .                                | 5 900   | NO FUSE OR SWITCH BLOWOUTS . . . . .                              | 219 300 |
| PROBLEMS OUTSIDE BUILDING . . . . .                               | 6 300   | WITH FUSE OR SWITCH BLOWOUTS . . . . .                            | 34 000  |
| NOT REPORTED . . . . .  | 300     | 1 TIME . . . . .  | 20 700  |
| NO PIPED WATER INSIDE STRUCTURE . . . . .                         | 900     | 2 TIMES . . . . .   | 5 700   |
|   |         | 3 TIMES OR MORE . . . . .   | 6 800   |
| <b>SEWAGE DISPOSAL</b>  |         | NOT REPORTED . . . . .  | 800     |
| OWNER OCCUPIED . . . . .  | 405 500 | DON'T KNOW . . . . .  | 1 400   |
| WITH PUBLIC SEWER, SEPTIC TANK, OR CESSPOOL . . . . .             | 403 500 | NOT REPORTED . . . . .  | 300     |
| NO BREAKDOWNS . . . . .   | 396 400 | UNITS OCCUPIED LAST WINTER . . . . .                              | 627 600 |
| WITH BREAKDOWNS . . . . .   | 4 700   | <b>HEATING EQUIPMENT</b>  |         |
| UNUSABLE 6 CONSECUTIVE HOURS OR LONGER:                           |         | OWNER OCCUPIED . . . . .  | 396 000 |
| 1 TIME . . . . .  | 3 800   | WITH HEATING EQUIPMENT . . . . .                                  | 396 000 |
| 2 TIMES . . . . .   | -       | NO BREAKDOWNS . . . . .   | 366 600 |
| 3 TIMES OR MORE . . . . .   | 900     | WITH BREAKDOWNS . . . . .   | 28 000  |
| NOT REPORTED . . . . .  | -       | 1 TIME . . . . .  | 20 700  |
| DON'T KNOW . . . . .  | 200     | 2 TIMES . . . . .   | 3 800   |
| NOT REPORTED . . . . .  | 2 200   | 3 TIMES . . . . .   | 1 200   |
| WITH CHEMICAL TOILET, PRIVY, OR OTHER MEANS . . . . .             | 1 900   | 4 TIMES OR MORE . . . . .   | 1 800   |
|   |         | NOT REPORTED . . . . .  | 500     |
| RENTER OCCUPIED . . . . .   | 255 000 | NOT REPORTED . . . . .  | 1 400   |
| WITH PUBLIC SEWER, SEPTIC TANK, OR CESSPOOL . . . . .             | 253 600 | NO HEATING EQUIPMENT . . . . .                                    | -       |
| NO BREAKDOWNS . . . . .   | 249 500 |   |         |
| WITH BREAKDOWNS . . . . .   | 3 000   | RENTER OCCUPIED . . . . .   | 231 700 |
| UNUSABLE 6 CONSECUTIVE HOURS OR LONGER:                           |         | WITH HEATING EQUIPMENT . . . . .                                  | 231 300 |
| 1 TIME . . . . .  | 2 600   | NO BREAKDOWNS . . . . .   | 197 600 |
| 2 TIMES . . . . .   | 200     | WITH BREAKDOWNS . . . . .   | 28 100  |
| 3 TIMES OR MORE . . . . .   | 300     | 1 TIME . . . . .  | 14 200  |
| NOT REPORTED . . . . .  | -       | 2 TIMES . . . . .   | 6 500   |
| DON'T KNOW . . . . .  | 100     | 3 TIMES . . . . .   | 2 600   |
| NOT REPORTED . . . . .  | 1 000   | 4 TIMES OR MORE . . . . .   | 4 500   |
| WITH CHEMICAL TOILET, PRIVY, OR OTHER MEANS . . . . .             | 1 400   | NOT REPORTED . . . . .  | 300     |
|   |         | NOT REPORTED . . . . .  | 5 700   |
| <b>FLUSH TOILET</b>   |         | NO HEATING EQUIPMENT . . . . .                                    | 300     |
| OWNER OCCUPIED . . . . .  | 405 500 | <b>INSUFFICIENT HEAT</b>  |         |
| WITH ALL PLUMBING FACILITIES . . . . .                            | 402 600 | ADDITIONAL HEAT SOURCE:   |         |
| WITH ONLY 1 FLUSH TOILET . . . . .                                | 168 800 | OWNER OCCUPIED . . . . .  | 396 000 |
| NO BREAKDOWNS IN FLUSH TOILET . . . . .                           | 165 600 | WITH SPECIFIED HEATING EQUIPMENT <sup>1</sup> . . . . .           | 393 600 |
| WITH BREAKDOWNS IN FLUSH TOILET . . . . .                         | 3 000   | NO ADDITIONAL HEAT SOURCE USED . . . . .                          | 364 800 |
| UNUSABLE 6 CONSECUTIVE HOURS OR LONGER:                           |         | USED KITCHEN STOVE, FIREPLACE, OR PORTABLE HEATER . . . . .       | 27 400  |
| 1 TIME . . . . .  | 2 200   | NOT REPORTED . . . . .  | 1 400   |
| 2 TIMES . . . . .   | 500     | LACKING SPECIFIED HEATING EQUIPMENT OR NONE . . . . .             | 2 300   |
| 3 TIMES . . . . .   | 200     |   |         |
| 4 TIMES OR MORE . . . . .   | 200     | RENTER OCCUPIED . . . . .   | 231 700 |
| NOT REPORTED . . . . .  | -       | WITH SPECIFIED HEATING EQUIPMENT <sup>1</sup> . . . . .           | 227 200 |
| NOT REPORTED . . . . .  | 300     | NO ADDITIONAL HEAT SOURCE USED . . . . .                          | 182 100 |
| REASON FOR BREAKDOWN:   |         | USED KITCHEN STOVE, FIREPLACE, OR PORTABLE HEATER . . . . .       | 39 400  |
| PROBLEMS INSIDE BUILDING . . . . .                                | 1 500   | NOT REPORTED . . . . .  | 5 600   |
| PROBLEMS OUTSIDE BUILDING . . . . .                               | 1 400   | LACKING SPECIFIED HEATING EQUIPMENT OR NONE . . . . .             | 4 500   |
| NOT REPORTED . . . . .  | -       |   |         |
| LACKING SOME OR ALL PLUMBING FACILITIES . . . . .                 | 2 900   |   |         |

<sup>1</sup>EXCLUDES ROOM HEATERS WITHOUT FLUE OR VENT, FIREPLACES, STOVES, AND PORTABLE HEATERS.

TABLE A-3. FAILURES IN PLUMBING FACILITIES AND EQUIPMENT FOR OWNER AND RENTER OCCUPIED HOUSING UNITS: 1976--CONTINUED  
 (DATA BASED ON SAMPLE, SEE TEXT. FOR MINIMUM BASE FOR DERIVED FIGURES (PERCENT, MEDIAN, ETC.) AND MEANING OF SYMBOLS, SEE TEXT)

| STANDARD METROPOLITAN STATISTICAL AREA<br>BALTIMORE, MD.<br>TOTAL         | TOTAL   | STANDARD METROPOLITAN STATISTICAL AREA<br>BALTIMORE, MD.<br>TOTAL | TOTAL   |
|---|---------|---|---------|
| UNITS OCCUPIED LAST WINTER--CONTINUED                                     |         | UNITS OCCUPIED LAST WINTER--CONTINUED                             |         |
| INSUFFICIENT HEAT--CONTINUED  |         | INSUFFICIENT HEAT--CONTINUED                                      |         |
| ROOMS LACKING SPECIFIED HEAT SOURCE:                                      |         | CLOSURE OF ROOMS:   |         |
| OWNER OCCUPIED . . . . .  | 396 000 | OWNER OCCUPIED . . . . .  | 396 000 |
| WITH SPECIFIED HEATING EQUIPMENT <sup>1</sup> . . . . .                   | 393 600 | WITH HEATING EQUIPMENT . . . . .                                  | 396 000 |
| NO ROOMS LACKING AIR DUCTS, REGISTERS, RADIATORS,<br>OR HEATERS . . . . . | 345 800 | NO ROOMS CLOSED . . . . .   | 382 400 |
| ROOMS LACKING AIR DUCTS, REGISTERS, RADIATORS,<br>OR HEATERS . . . . .    | 46 800  | CLOSED CERTAIN ROOMS . . . . .                                    | 11 800  |
| 1 ROOM . . . . .  | 22 500  | LIVING ROOM ONLY . . . . .  | 200     |
| 2 ROOMS . . . . .   | 12 600  | DINING ROOM ONLY . . . . .  | -       |
| 3 ROOMS OR MORE . . . . .   | 11 700  | 1 OR MORE BEDROOMS ONLY . . . . .                                 | 6 900   |
| NOT REPORTED . . . . .  | 1 100   | OTHER ROOMS OR COMBINATION . . . . .                              | 3 600   |
| LACKING SPECIFIED HEATING EQUIPMENT OR NONE . . . . .                     | 2 300   | NOT REPORTED . . . . .  | 1 100   |
|   |         | NO HEATING EQUIPMENT . . . . .                                    | 1 700   |
| RENTER OCCUPIED . . . . .   | 231 700 |   | -       |
| WITH SPECIFIED HEATING EQUIPMENT <sup>1</sup> . . . . .                   | 227 200 | RENTER OCCUPIED . . . . .   | 231 700 |
| NO ROOMS LACKING AIR DUCTS, REGISTERS, RADIATORS,<br>OR HEATERS . . . . . | 200 700 | WITH HEATING EQUIPMENT . . . . .                                  | 231 300 |
| ROOMS LACKING AIR DUCTS, REGISTERS, RADIATORS,<br>OR HEATERS . . . . .    | 25 600  | NO ROOMS CLOSED . . . . .   | 211 600 |
| 1 ROOM . . . . .  | 13 400  | CLOSED CERTAIN ROOMS . . . . .                                    | 13 700  |
| 2 ROOMS . . . . .   | 6 300   | LIVING ROOM ONLY . . . . .  | 2 100   |
| 3 ROOMS OR MORE . . . . .   | 6 000   | DINING ROOM ONLY . . . . .  | 300     |
| NOT REPORTED . . . . .  | 800     | 1 OR MORE BEDROOMS ONLY . . . . .                                 | 8 000   |
| LACKING SPECIFIED HEATING EQUIPMENT OR NONE . . . . .                     | 4 500   | OTHER ROOMS OR COMBINATION . . . . .                              | 3 000   |
|   |         | NOT REPORTED . . . . .  | 300     |
|   |         | NO HEATING EQUIPMENT . . . . .                                    | 6 000   |
|   |         |   | 300     |

<sup>1</sup>EXCLUDES ROOM HEATERS WITHOUT FLUE OR VENT, FIREPLACES, STOVES, AND PORTABLE HEATERS.

TABLE A-4. SELECTED NEIGHBORHOOD CHARACTERISTICS FOR OWNER AND RENTER OCCUPIED HOUSING UNITS: 1976

(DATA BASED ON SAMPLE, SEE TEXT. FOR MINIMUM BASE FOR DERIVED FIGURES (PERCENT, MEDIAN, ETC.) AND MEANING OF SYMBOLS, SEE TEXT)

| STANDARD METROPOLITAN STATISTICAL AREA<br>BALTIMORE, MD.<br>TOTAL | TOTAL   | STANDARD METROPOLITAN STATISTICAL AREA<br>BALTIMORE, MD.<br>TOTAL | TOTAL   |
|---|---------|---|---------|
| NEIGHBORHOOD CONDITIONS   |         | NEIGHBORHOOD SERVICES   |         |
| OWNER OCCUPIED . . . . .  | 413 200 | OWNER OCCUPIED . . . . .  | 413 200 |
| NO UNDESIRABLE CONDITIONS . . . . .                               | 76 400  | ADEQUATE NEIGHBORHOOD SERVICES . . . . .                          | 221 200 |
| UNDESIRABLE CONDITIONS <sup>1</sup> . . . . .                     | 336 100 | INADEQUATE NEIGHBORHOOD SERVICES <sup>2</sup> . . . . .           | 191 400 |
| AIRPLANE NOISE . . . . .  | 99 900  | PUBLIC TRANSPORTATION . . . . .                                   | 128 500 |
| STREET NOISE . . . . .  | 154 600 | SCHOOLS . . . . .   | 23 300  |
| HEAVY TRAFFIC . . . . .   | 127 900 | SHOPPING . . . . .  | 42 900  |
| STREETS NEED REPAIR . . . . .                                     | 73 700  | POLICE PROTECTION . . . . .                                       | 34 800  |
| ROADS IMPASSABLE . . . . .  | 70 800  | FIRE PROTECTION . . . . .   | 5 900   |
| POOR STREET LIGHTING . . . . .                                    | 94 400  | HOSPITALS OR HEALTH CLINICS . . . . .                             | 39 900  |
| CRIME . . . . .   | 104 500 | DON'T KNOW . . . . .  | -       |
| LITTER . . . . .  | 90 000  | NOT REPORTED . . . . .  | 600     |
| ABANDONED BUILDINGS . . . . .                                     | 23 700  |   |         |
| HOUSING IN RUNDOWN CONDITION . . . . .                            | 44 500  | RENTER OCCUPIED . . . . .   | 278 500 |
| COMMERCIAL OR INDUSTRIAL BUSINESS . . . . .                       | 74 500  | ADEQUATE NEIGHBORHOOD SERVICES . . . . .                          | 181 000 |
| ODORS . . . . .   | 54 100  | INADEQUATE NEIGHBORHOOD SERVICES <sup>2</sup> . . . . .           | 96 700  |
| NOT REPORTED . . . . .  | 600     | PUBLIC TRANSPORTATION . . . . .                                   | 52 100  |
|   |         | SCHOOLS . . . . .   | 8 500   |
|   |         | SHOPPING . . . . .  | 28 000  |
|   |         | POLICE PROTECTION . . . . .                                       | 19 100  |
|   |         | FIRE PROTECTION . . . . .   | 4 000   |
|   |         | HOSPITALS OR HEALTH CLINICS . . . . .                             | 21 100  |
|   |         | DON'T KNOW . . . . .  | -       |
|   |         | NOT REPORTED . . . . .  | 800     |
|   |         |   |         |
|   |         | NEIGHBORHOOD SERVICES AND WISH TO MOVE <sup>4</sup>               |         |
|   |         | OWNER OCCUPIED . . . . .  | 413 200 |
|   |         | WITH INADEQUATE SERVICE . . . . .                                 | 191 400 |
|   |         | HOUSEHOLD WOULD LIKE TO MOVE <sup>3</sup> . . . . .               | 17 400  |
|   |         | BECAUSE OF PUBLIC TRANSPORTATION . . . . .                        | 5 700   |
|   |         | BECAUSE OF SCHOOLS . . . . .                                      | 5 900   |
|   |         | BECAUSE OF SHOPPING . . . . .                                     | 4 000   |
|   |         | BECAUSE OF POLICE PROTECTION . . . . .                            | 5 800   |
|   |         | BECAUSE OF FIRE PROTECTION . . . . .                              | 300     |
|   |         | BECAUSE OF HOSPITALS OR HEALTH CLINICS . . . . .                  | 2 700   |
|   |         | HOUSEHOLD WOULD NOT LIKE TO MOVE . . . . .                        | 167 200 |
|   |         | NOT REPORTED . . . . .  | 6 800   |
|   |         | WITH ADEQUATE SERVICE . . . . .                                   | 221 200 |
|   |         | NOT REPORTED . . . . .  | 600     |
|   |         |   |         |
|   |         | RENTER OCCUPIED . . . . .   | 278 500 |
|   |         | WITH INADEQUATE SERVICE . . . . .                                 | 96 700  |
|   |         | HOUSEHOLD WOULD LIKE TO MOVE <sup>3</sup> . . . . .               | 23 700  |
|   |         | BECAUSE OF PUBLIC TRANSPORTATION . . . . .                        | 7 900   |
|   |         | BECAUSE OF SCHOOLS . . . . .                                      | 3 500   |
|   |         | BECAUSE OF SHOPPING . . . . .                                     | 6 400   |
|   |         | BECAUSE OF POLICE PROTECTION . . . . .                            | 8 200   |
|   |         | BECAUSE OF FIRE PROTECTION . . . . .                              | 1 800   |
|   |         | BECAUSE OF HOSPITALS OR HEALTH CLINICS . . . . .                  | 3 900   |
|   |         | HOUSEHOLD WOULD NOT LIKE TO MOVE . . . . .                        | 69 500  |
|   |         | NOT REPORTED . . . . .  | 3 500   |
|   |         | WITH ADEQUATE SERVICE . . . . .                                   | 181 000 |
|   |         | NOT REPORTED . . . . .  | 800     |
|   |         |   |         |
|   |         | OVERALL OPINION OF NEIGHBORHOOD                                   |         |
|   |         | OWNER OCCUPIED . . . . .  | 413 200 |
|   |         | EXCELLENT . . . . .   | 171 100 |
|   |         | GOOD . . . . .  | 179 400 |
|   |         | FAIR . . . . .  | 54 600  |
|   |         | POOR . . . . .  | 6 800   |
|   |         | NOT REPORTED . . . . .  | 1 400   |
|   |         |   |         |
|   |         | HOUSEHOLD WOULD LIKE TO MOVE . . . . .                            | 47 900  |
|   |         | EXCELLENT . . . . .   | 6 700   |
|   |         | GOOD . . . . .  | 17 800  |
|   |         | FAIR . . . . .  | 19 400  |
|   |         | POOR . . . . .  | 4 100   |
|   |         | NOT REPORTED . . . . .  | -       |
|   |         |   |         |
|   |         | HOUSEHOLD WOULD NOT LIKE TO MOVE . . . . .                        | 364 200 |
|   |         | EXCELLENT . . . . .   | 164 000 |
|   |         | GOOD . . . . .  | 161 400 |
|   |         | FAIR . . . . .  | 35 200  |
|   |         | POOR . . . . .  | 2 700   |
|   |         | NOT REPORTED . . . . .  | 800     |
|   |         |   |         |
|   |         | NOT REPORTED . . . . .  | 1 100   |

<sup>1</sup> FIGURES WILL NOT ADD TO TOTAL BECAUSE MORE THAN ONE UNDESIRABLE CONDITION WAS REPORTED FOR THE SAME UNIT.  
<sup>2</sup> WISH TO MOVE ONLY RELATES TO RESPONDENTS' OPINION OF SPECIFIC NEIGHBORHOOD CONDITIONS.  
<sup>3</sup> FIGURES WILL NOT ADD TO TOTAL BECAUSE MORE THAN ONE INADEQUATE SERVICE WAS REPORTED FOR THE SAME UNIT.  
<sup>4</sup> WISH TO MOVE ONLY RELATES TO RESPONDENTS' OPINION OF SPECIFIC SERVICES.

TABLE A-4. SELECTED NEIGHBORHOOD CHARACTERISTICS FOR OWNER AND RENTER OCCUPIED HOUSING UNITS: 1976--CONTINUED  
 (DATA BASED ON SAMPLE, SEE TEXT. FOR MINIMUM BASE FOR DERIVED FIGURES (PERCENT, MEDIAN, ETC.) AND MEANING OF SYMBOLS, SEE TEXT)

| STANDARD METROPOLITAN STATISTICAL AREA<br>BALTIMORE, MD.<br>TOTAL | TOTAL   | STANDARD METROPOLITAN STATISTICAL AREA<br>BALTIMORE, MD.<br>TOTAL | TOTAL   |
|---|---------|---|---------|
| OVERALL OPINION OF NEIGHBORHOOD--CONTINUED                        |         | OVERALL OPINION OF NEIGHBORHOOD--CONTINUED                        |         |
| RENTER OCCUPIED   |         | RENTER OCCUPIED--CONTINUED  |         |
| EXCELLENT . . . . .   | 278 500 | HOUSEHOLD WOULD NOT LIKE TO MOVE. . . . .                         | 227 000 |
| GOOD . . . . .  | 68 700  | EXCELLENT . . . . .   | 66 600  |
| FAIR . . . . .  | 119 700 | GOOD . . . . .  | 106 700 |
| POOR . . . . .  | 74 000  | FAIR . . . . .  | 49 600  |
| NOT REPORTED. . . . .   | 14 600  | POOR . . . . .  | 3 700   |
| HOUSEHOLD WOULD LIKE TO MOVE. . . . .                             | 1 400   | NOT REPORTED. . . . .   | 500     |
| EXCELLENT . . . . .   | 50 200  | NOT REPORTED. . . . .   | 1 300   |
| GOOD . . . . .  | 1 900   |   |         |
| FAIR . . . . .  | 12 800  |   |         |
| POOR . . . . .  | 24 400  |   |         |
| NOT REPORTED. . . . .   | 11 000  |   |         |
|   | 200     |   |         |

TABLE A-5. OCCUPANCY AND UTILIZATION CHARACTERISTICS AND SERVICES AVAILABLE FOR OWNER AND RENTER OCCUPIED HOUSING UNITS WITH BLACK HOUSEHOLD HEAD: 1976

(DATA BASED ON SAMPLE, SEE TEXT, FOR MINIMUM BASE FOR DERIVED FIGURES (PERCENT, MEDIAN, ETC.) AND MEANING OF SYMBOLS, SEE TEXT)

| STANDARD METROPOLITAN STATISTICAL AREA<br>BALTIMORE, MD.<br>TOTAL | TOTAL  | STANDARD METROPOLITAN STATISTICAL AREA<br>BALTIMORE, MD.<br>TOTAL | TOTAL  |
|---|--------|---|--------|
| DURATION OF OCCUPANCY   |        | CONDITION OF KITCHEN FACILITIES--CONTINUED                        |        |
| OWNER OCCUPIED . . . . .  | 52 300 | RENTER OCCUPIED . . . . .   | 97 700 |
| HOUSEHOLD HEAD LIVED HERE:  |        | WITH COMPLETE KITCHEN FACILITIES . . . . .                        | 96 000 |
| LESS THAN 3 MONTHS . . . . .                                      | 1 300  | ALL USABLE . . . . .  | 93 600 |
| 3 MONTHS OR LONGER . . . . .                                      | 51 000 | 1 OR MORE NOT USABLE . . . . .                                    | 2 200  |
| LIVED HERE LAST WINTER . . . . .                                  | 50 400 | NOT REPORTED . . . . .  | 200    |
|   |        | LACKING COMPLETE KITCHEN FACILITIES . . . . .                     | 1 700  |
| RENTER OCCUPIED . . . . .   | 97 700 | GARBAGE COLLECTION SERVICE  |        |
| HOUSEHOLD HEAD LIVED HERE:  |        | OWNER OCCUPIED . . . . .  | 52 300 |
| LESS THAN 3 MONTHS . . . . .                                      | 6 100  | WITH SERVICE . . . . .  | 51 600 |
| 3 MONTHS OR LONGER . . . . .                                      | 91 600 | LESS THAN ONCE A WEEK . . . . .                                   | -      |
| LIVED HERE LAST WINTER . . . . .                                  | 83 000 | ONCE A WEEK . . . . .   | 800    |
|   |        | TWICE A WEEK OR MORE . . . . .                                    | 50 600 |
| BEDROOMS  |        | DON'T KNOW . . . . .  | 200    |
| OWNER OCCUPIED . . . . .  | 52 300 | NOT REPORTED . . . . .  | -      |
| NONE AND 1 . . . . .  | 1 100  | NO SERVICE . . . . .  | 700    |
| 2 OR MORE . . . . .   | 51 300 | METHOD OF DISPOSAL:   |        |
| NONE LACKING PRIVACY . . . . .                                    | 46 200 | INCINERATOR, TRASH CHUTE, OR COMPACTOR . . . . .                  | 200    |
| 1 OR MORE LACKING PRIVACY . . . . .                               | 4 900  | GARBAGE DISPOSAL . . . . .  | -      |
| PRIVACY NOT REPORTED . . . . .                                    | 100    | OTHER MEANS . . . . .   | 600    |
| 3-OR-MORE-PERSON HOUSEHOLDS . . . . .                             | 34 100 | NOT REPORTED . . . . .  | -      |
| NO BEDROOMS USED BY 3 PERSONS OR MORE . . . . .                   | 30 600 | DON'T KNOW . . . . .  | -      |
| BEDROOMS USED BY 3 PERSONS OR MORE . . . . .                      | 3 400  | NOT REPORTED . . . . .  | -      |
| 1 . . . . .   | 3 200  |   |        |
| 2 OR MORE . . . . .   | 200    | RENTER OCCUPIED . . . . .   | 97 700 |
| BEDROOMS USED BY PERSONS 13 YEARS OF AGE OR OLDER . . . . .       | 2 700  | WITH SERVICE . . . . .  | 94 200 |
| NO BEDROOMS USED BY PERSONS 13 YEARS OF AGE OR OLDER . . . . .    | 700    | LESS THAN ONCE A WEEK . . . . .                                   | 1 000  |
| NOT REPORTED . . . . .  | -      | ONCE A WEEK . . . . .   | 2 000  |
| NO BEDROOMS . . . . .   | 100    | TWICE A WEEK OR MORE . . . . .                                    | 81 200 |
| NOT REPORTED . . . . .  | 18 200 | DON'T KNOW . . . . .  | 9 900  |
| 1- AND 2-PERSON HOUSEHOLDS . . . . .                              |        | NOT REPORTED . . . . .  | 200    |
|   |        | NO SERVICE . . . . .  | 3 500  |
| RENTER OCCUPIED . . . . .   | 97 700 | METHOD OF DISPOSAL:   |        |
| NONE AND 1 . . . . .  | 24 500 | INCINERATOR, TRASH CHUTE, OR COMPACTOR . . . . .                  | 2 000  |
| 2 OR MORE . . . . .   | 73 300 | GARBAGE DISPOSAL . . . . .  | 200    |
| NONE LACKING PRIVACY . . . . .                                    | 59 400 | OTHER MEANS . . . . .   | 1 400  |
| 1 OR MORE LACKING PRIVACY . . . . .                               | 13 700 | NOT REPORTED . . . . .  | -      |
| PRIVACY NOT REPORTED . . . . .                                    | 200    | DON'T KNOW . . . . .  | -      |
| 3-OR-MORE-PERSON HOUSEHOLDS . . . . .                             | 49 500 | NOT REPORTED . . . . .  | -      |
| NO BEDROOMS USED BY 3 PERSONS OR MORE . . . . .                   | 38 800 | EXTERMINATOR SERVICE  |        |
| BEDROOMS USED BY 3 PERSONS OR MORE . . . . .                      | 9 600  | OWNER OCCUPIED . . . . .  | 52 300 |
| 1 . . . . .   | 7 800  | OCCUPIED 3 MONTHS OR LONGER . . . . .                             | 51 000 |
| 2 OR MORE . . . . .   | 1 800  | NO SIGNS OF MICE OR RATS . . . . .                                | 42 700 |
| BEDROOMS USED BY PERSONS 13 YEARS OF AGE OR OLDER . . . . .       | 6 500  | WITH SIGNS OF MICE OR RATS . . . . .                              | 8 200  |
| NO BEDROOMS USED BY PERSONS 13 YEARS OF AGE OR OLDER . . . . .    | 2 200  | REGULAR EXTERMINATION SERVICE . . . . .                           | 1 200  |
| NOT REPORTED . . . . .  | 800    | IRREGULAR EXTERMINATION SERVICE . . . . .                         | 2 300  |
| NO BEDROOMS . . . . .   | -      | NO EXTERMINATION SERVICE . . . . .                                | 4 700  |
| NOT REPORTED . . . . .  | 1 100  | NOT REPORTED . . . . .  | -      |
| 1- AND 2-PERSON HOUSEHOLDS . . . . .                              | 48 200 | NOT REPORTED . . . . .  | 100    |
|   |        | OCCUPIED LESS THAN 3 MONTHS . . . . .                             | 1 300  |
| CONDITION OF KITCHEN FACILITIES                                   |        | RENTER OCCUPIED . . . . .   | 97 700 |
| OWNER OCCUPIED . . . . .  | 52 300 | OCCUPIED 3 MONTHS OR LONGER . . . . .                             | 91 600 |
| WITH COMPLETE KITCHEN FACILITIES . . . . .                        | 51 300 | NO SIGNS OF MICE OR RATS . . . . .                                | 60 500 |
| ALL USABLE . . . . .  | 50 800 | WITH SIGNS OF MICE OR RATS . . . . .                              | 30 800 |
| 1 OR MORE NOT USABLE . . . . .                                    | 300    | REGULAR EXTERMINATION SERVICE . . . . .                           | 2 200  |
| NOT REPORTED . . . . .  | 200    | IRREGULAR EXTERMINATION SERVICE . . . . .                         | 6 800  |
| LACKING COMPLETE KITCHEN FACILITIES . . . . .                     | 1 000  | NO EXTERMINATION SERVICE . . . . .                                | 21 500 |
|   |        | NOT REPORTED . . . . .  | 300    |
|   |        | NOT REPORTED . . . . .  | 300    |
|   |        | OCCUPIED LESS THAN 3 MONTHS . . . . .                             | 6 100  |

TABLE A-6. SELECTED STRUCTURAL CHARACTERISTICS BY DEFICIENCIES FOR OWNER AND RENTER OCCUPIED HOUSING UNITS WITH BLACK HOUSEHOLD HEAD: 1976

(DATA BASED ON SAMPLE, SEE TEXT. FOR MINIMUM BASE FOR DERIVED FIGURES (PERCENT, MEDIAN, ETC.) AND MEANING OF SYMBOLS, SEE TEXT)

| STANDARD METROPOLITAN STATISTICAL AREA<br>BALTIMORE, MD.<br>TOTAL | TOTAL   | STANDARD METROPOLITAN STATISTICAL AREA<br>BALTIMORE, MD.<br>TOTAL | TOTAL  |
|---|---------|---|--------|
| 1-UNIT STRUCTURES INCLUDING MOBILE HOMES<br>OR TRAILERS. . . . .  | 95 500  | ALL OCCUPIED HOUSING UNITS--CONTINUED                             |        |
| 2 OR MORE UNITS IN STRUCTURE. . . . .                             | 54 600  | ELECTRIC WALL OUTLETS   |        |
| COMMON STAIRWAYS  |         | OWNER OCCUPIED. . . . .   | 52 300 |
| OWNER OCCUPIED. . . . .   | 1 400   | WITH WORKING OUTLETS IN EACH ROOM . . . . .                       | 50 000 |
| WITH COMMON STAIRWAYS . . . . .                                   | 800     | LACKING WORKING OUTLETS IN SOME OR ALL ROOMS. . . . .             | 2 300  |
| NO LOOSE STEPS. . . . .   | 800     | NOT REPORTED. . . . .   | -      |
| RAILINGS NOT LOOSE. . . . .                                       | 800     | RENTER OCCUPIED . . . . .   | 97 700 |
| RAILINGS LOOSE. . . . .   | -       | WITH WORKING OUTLETS IN EACH ROOM . . . . .                       | 89 100 |
| NO RAILINGS . . . . .   | -       | LACKING WORKING OUTLETS IN SOME OR ALL ROOMS. . . . .             | 8 600  |
| RAILINGS NOT REPORTED . . . . .                                   | -       | NOT REPORTED. . . . .   | -      |
| LOOSE STEPS . . . . .   | -       |   |        |
| RAILINGS NOT LOOSE. . . . .                                       | -       | BASEMENT  |        |
| RAILINGS LOOSE. . . . .   | -       | OWNER OCCUPIED. . . . .   | 52 300 |
| NO RAILINGS . . . . .   | -       | WITH BASEMENT . . . . .   | 47 600 |
| RAILINGS NOT REPORTED . . . . .                                   | -       | NO WATER LEAKAGE. . . . .   | 40 500 |
| STEPS NOT REPORTED. . . . .                                       | -       | WITH WATER LEAKAGE. . . . .                                       | 6 800  |
| NO COMMON STAIRWAYS . . . . .                                     | 600     | DON'T KNOW. . . . .   | 300    |
|   |         | NOT REPORTED. . . . .   | -      |
| RENTER OCCUPIED . . . . .   | 53 200  | NO BASEMENT . . . . .   | 4 700  |
| WITH COMMON STAIRWAYS . . . . .                                   | 44 900  | RENTER OCCUPIED . . . . .   | 97 700 |
| NO LOOSE STEPS. . . . .   | 39 000  | WITH BASEMENT . . . . .   | 72 600 |
| RAILINGS NOT LOOSE. . . . .                                       | 34 700  | NO WATER LEAKAGE. . . . .   | 41 500 |
| RAILINGS LOOSE. . . . .   | 2 100   | WITH WATER LEAKAGE. . . . .                                       | 10 500 |
| NO RAILINGS . . . . .   | 1 600   | DON'T KNOW. . . . .   | 20 300 |
| RAILINGS NOT REPORTED . . . . .                                   | 600     | NOT REPORTED. . . . .   | 300    |
| LOOSE STEPS . . . . .   | 3 400   | NO BASEMENT . . . . .   | 25 100 |
| RAILINGS NOT LOOSE. . . . .                                       | 1 800   |   |        |
| RAILINGS LOOSE. . . . .   | 1 100   | ROOF  |        |
| NO RAILINGS . . . . .   | 500     | OWNER OCCUPIED. . . . .   | 52 300 |
| RAILINGS NOT REPORTED . . . . .                                   | -       | NO WATER LEAKAGE. . . . .   | 46 200 |
| STEPS NOT REPORTED. . . . .                                       | 2 600   | WITH WATER LEAKAGE. . . . .                                       | 5 600  |
| NO COMMON STAIRWAYS . . . . .                                     | 8 300   | DON'T KNOW. . . . .   | 200    |
|   |         | NOT REPORTED. . . . .   | 300    |
| LIGHT FIXTURES IN PUBLIC HALLS                                    |         | RENTER OCCUPIED . . . . .   | 97 700 |
| OWNER OCCUPIED. . . . .   | 1 400   | WITH BASEMENT . . . . .   | 72 100 |
| WITH PUBLIC HALLS . . . . .                                       | 600     | NO WATER LEAKAGE. . . . .   | 17 100 |
| WITH LIGHT FIXTURES . . . . .                                     | 600     | WITH WATER LEAKAGE. . . . .                                       | 8 500  |
| ALL WORKING . . . . .   | 600     | DON'T KNOW. . . . .   | -      |
| SOME WORKING. . . . .   | -       | NOT REPORTED. . . . .   | -      |
| NONE WORKING. . . . .   | -       |   |        |
| NOT REPORTED. . . . .   | -       | INTERIOR CEILINGS AND WALLS                                       |        |
| NO LIGHT FIXTURES . . . . .                                       | -       | OWNER OCCUPIED. . . . .   | 52 300 |
| NO PUBLIC HALLS . . . . .   | 800     | OPEN CRACKS OR HOLES:   |        |
| NOT REPORTED. . . . .   | -       | NO OPEN CRACKS OR HOLES . . . . .                                 | 48 700 |
| RENTER OCCUPIED . . . . .   | 53 200  | WITH OPEN CRACKS OR HOLES . . . . .                               | 3 700  |
| WITH PUBLIC HALLS . . . . .                                       | 42 800  | NOT REPORTED. . . . .   | -      |
| WITH LIGHT FIXTURES . . . . .                                     | 41 900  | BROKEN PLASTER:   |        |
| ALL WORKING . . . . .   | 37 100  | NO BROKEN PLASTER . . . . .                                       | 50 100 |
| SOME WORKING. . . . .   | 3 700   | WITH BROKEN PLASTER . . . . .                                     | 2 200  |
| NONE WORKING. . . . .   | 1 000   | NOT REPORTED. . . . .   | -      |
| NOT REPORTED. . . . .   | 200     | PEELING PAINT:  |        |
| NO LIGHT FIXTURES . . . . .                                       | 1 000   | NO PEELING PAINT. . . . .   | 50 100 |
| NO PUBLIC HALLS . . . . .   | 8 100   | WITH PEELING PAINT. . . . .                                       | 2 200  |
| NOT REPORTED. . . . .   | 2 200   | NOT REPORTED. . . . .   | -      |
| STORIES BETWEEN MAIN AND APARTMENT ENTRANCES                      |         | RENTER OCCUPIED . . . . .   | 97 700 |
| NONE (ON SAME FLOOR) . . . . .                                    | 14 600  | OPEN CRACKS OR HOLES:   |        |
| 1 (UP OR DOWN) . . . . .  | 25 500  | NO OPEN CRACKS OR HOLES . . . . .                                 | 69 800 |
| 2 OR MORE (UP OR DOWN) . . . . .                                  | 12 900  | WITH OPEN CRACKS OR HOLES . . . . .                               | 27 700 |
| NOT REPORTED. . . . .   | 1 600   | NOT REPORTED. . . . .   | 200    |
| ALL OCCUPIED HOUSING UNITS. . . . .                               | 150 000 | BROKEN PLASTER:   |        |
| ELECTRIC WIRING   |         | NO BROKEN PLASTER . . . . .                                       | 82 600 |
| OWNER OCCUPIED. . . . .   | 52 300  | WITH BROKEN PLASTER . . . . .                                     | 15 100 |
| ALL WIRING CONCEALED IN WALLS OR METAL COVERING . . . . .         | 51 900  | NOT REPORTED. . . . .   | -      |
| SOME OR ALL WIRING EXPOSED. . . . .                               | 500     | PEELING PAINT:  |        |
| NOT REPORTED. . . . .   | -       | NO PEELING PAINT. . . . .   | 84 800 |
| RENTER OCCUPIED . . . . .   | 97 700  | WITH PEELING PAINT. . . . .                                       | 12 900 |
| ALL WIRING CONCEALED IN WALLS OR METAL COVERING . . . . .         | 93 500  | NOT REPORTED. . . . .   | -      |
| SOME OR ALL WIRING EXPOSED. . . . .                               | 4 200   |   |        |
| NOT REPORTED. . . . .   | -       |   |        |



TABLE A-6. SELECTED STRUCTURAL CHARACTERISTICS BY DEFICIENCIES FOR OWNER AND RENTER OCCUPIED HOUSING UNITS WITH BLACK HOUSEHOLD HEAD: 1976--CONTINUED

(DATA BASED ON SAMPLE, SEE TEXT. FOR MINIMUM BASE FOR DERIVED FIGURES (PERCENT, MEDIAN, ETC.) AND MEANING OF SYMBOLS, SEE TEXT)

| STANDARD METROPOLITAN STATISTICAL AREA<br>BALTIMORE, MD.<br>TOTAL | TOTAL | STANDARD METROPOLITAN STATISTICAL AREA<br>BALTIMORE, MD.<br>TOTAL | TOTAL |
|---|-------|---|-------|
| ALL OCCUPIED HOUSING UNITS--CONTINUED                             |       | ALL OCCUPIED HOUSING UNITS--CONTINUED                             |       |
| INTERIOR FLOORS   |       | SELECTED STRUCTURAL DEFICIENCIES AND<br>WISH TO MOVE--CONTINUED   |       |
| OWNER OCCUPIED . . . . .  |       | RENTER OCCUPIED . . . . . 97 700                                  |       |
| NO HOLES IN FLOOR . . . . . 52 300                                |       | WITH STRUCTURAL DEFICIENCIES . . . . . 45 200                     |       |
| WITH HOLES IN FLOOR . . . . . 51 000                              |       | HOUSEHOLD WOULD LIKE TO MOVE . . . . . 17 400                     |       |
| NOT REPORTED . . . . . 200  |       | BECAUSE OF 1 CONDITION . . . . . 3 400                            |       |
|   |       | BECAUSE OF 2 CONDITIONS . . . . . 4 400                           |       |
|   |       | BECAUSE OF 3 OR MORE CONDITIONS . . . . . 9 600                   |       |
| RENTER OCCUPIED . . . . . 97 700                                  |       | HOUSEHOLD WOULD NOT LIKE TO MOVE . . . . . 26 500                 |       |
| NO HOLES IN FLOOR . . . . . 86 300                                |       | NOT REPORTED . . . . . 1 300                                      |       |
| WITH HOLES IN FLOOR . . . . . 10 600                              |       | NO STRUCTURAL DEFICIENCIES . . . . . 52 500                       |       |
| NOT REPORTED . . . . . 800  |       | NOT REPORTED . . . . . -  |       |
| SELECTED STRUCTURAL DEFICIENCIES AND<br>WISH TO MOVE              |       | OVERALL OPINION OF STRUCTURE                                      |       |
| OWNER OCCUPIED . . . . . 52 300                                   |       | OWNER OCCUPIED . . . . . 52 300                                   |       |
| WITH STRUCTURAL DEFICIENCIES . . . . . 14 600                     |       | EXCELLENT . . . . . 17 300  |       |
| HOUSEHOLD WOULD LIKE TO MOVE . . . . . 700                        |       | GOOD . . . . . 26 800   |       |
| BECAUSE OF 1 CONDITION . . . . . 300                              |       | FAIR . . . . . 8 100  |       |
| BECAUSE OF 2 CONDITIONS . . . . . 200                             |       | POOR . . . . . 100  |       |
| BECAUSE OF 3 OR MORE CONDITIONS . . . . . 200                     |       | NOT REPORTED . . . . . -  |       |
| HOUSEHOLD WOULD NOT LIKE TO MOVE . . . . . 13 800                 |       | RENTER OCCUPIED . . . . . 97 700                                  |       |
| NOT REPORTED . . . . . 200  |       | EXCELLENT . . . . . 11 100  |       |
| NO STRUCTURAL DEFICIENCIES . . . . . 37 700                       |       | GOOD . . . . . 34 100   |       |
| NOT REPORTED . . . . . -  |       | FAIR . . . . . 38 200   |       |
|   |       | POOR . . . . . 14 000   |       |
|   |       | NOT REPORTED . . . . . 300  |       |

TABLE A-7. FAILURES IN PLUMBING FACILITIES AND EQUIPMENT FOR OWNER AND RENTER OCCUPIED HOUSING UNITS WITH BLACK HOUSEHOLD HEAD: 1976

(DATA BASED ON SAMPLE, SEE TEXT. FOR MINIMUM BASE FOR DERIVED FIGURES (PERCENT, MEDIAN, ETC.) AND MEANING OF SYMBOLS, SEE TEXT)

| STANDARD METROPOLITAN STATISTICAL AREA<br>BALTIMORE, MD.<br>TOTAL | TOTAL   | STANDARD METROPOLITAN STATISTICAL AREA<br>BALTIMORE, MD.<br>TOTAL | TOTAL   |
|---|---------|---|---------|
| UNITS OCCUPIED 3 MONTHS OR LONGER . . . . .                       | 142 700 | UNITS OCCUPIED 3 MONTHS OR LONGER--CON.                           |         |
| <b>WATER SUPPLY</b>   |         | <b>FLUSH TOILET--CONTINUED</b>                                    |         |
| OWNER OCCUPIED.   |         | RENTER OCCUPIED . . . . .   | 91 600  |
| WITH PIPED WATER INSIDE STRUCTURE . . . . .                       | 51 000  | WITH ALL PLUMBING FACILITIES. . . . .                             | 90 600  |
| NO BREAKDOWNS . . . . .   | 50 300  | WITH ONLY 1 FLUSH TOILET. . . . .                                 | 77 000  |
| WITH BREAKDOWNS . . . . .   | 48 600  | NO BREAKDOWNS IN FLUSH TOILET . . . . .                           | 72 200  |
| UNUSABLE 6 CONSECUTIVE HOURS OR LONGER:                           | 1 400   | WITH BREAKDOWNS IN FLUSH TOILET . . . . .                         | 4 800   |
| 1 TIME. . . . .   | 900     | UNUSABLE 6 CONSECUTIVE HOURS OR LONGER:                           |         |
| 2 TIMES . . . . .   | 200     | 1 TIME. . . . .   | 3 100   |
| 3 TIMES OR MORE . . . . .   | 300     | 2 TIMES . . . . .   | 600     |
| NOT REPORTED. . . . .   | -       | 3 TIMES . . . . .   | 500     |
| DON'T KNOW. . . . .   | 200     | 4 TIMES OR MORE . . . . .   | 600     |
| NOT REPORTED. . . . .   | 200     | NOT REPORTED. . . . .   | -       |
| REASON FOR BREAKDOWN:   |         | NOT REPORTED. . . . .   | -       |
| PROBLEMS INSIDE BUILDING. . . . .                                 | 500     | REASON FOR BREAKDOWN:   |         |
| PROBLEMS OUTSIDE BUILDING . . . . .                               | 900     | PROBLEMS INSIDE BUILDING. . . . .                                 | 3 500   |
| NOT REPORTED. . . . .   | -       | PROBLEMS OUTSIDE BUILDING . . . . .                               | 900     |
| NO PIPED WATER INSIDE STRUCTURE . . . . .                         | 700     | NOT REPORTED. . . . .   | 300     |
|   |         | LACKING SOME OR ALL PLUMBING FACILITIES . . . . .                 | 1 100   |
| RENTER OCCUPIED . . . . .   | 91 600  | <b>ELECTRIC FUSE BLOWOUTS</b>                                     |         |
| WITH PIPED WATER INSIDE STRUCTURE . . . . .                       | 91 000  | OWNER OCCUPIED. . . . .   | 51 000  |
| NO BREAKDOWNS . . . . .   | 86 100  | NO FUSE OR SWITCH BLOWOUTS. . . . .                               | 47 100  |
| WITH BREAKDOWNS . . . . .   | 4 300   | WITH FUSE OR SWITCH BLOWOUTS. . . . .                             | 3 900   |
| UNUSABLE 6 CONSECUTIVE HOURS OR LONGER:                           |         | 1 TIME. . . . .   | 3 300   |
| 1 TIME. . . . .   | 3 000   | 2 TIMES . . . . .   | 300     |
| 2 TIMES . . . . .   | 800     | 3 TIMES OR MORE . . . . .   | 300     |
| 3 TIMES OR MORE . . . . .   | 500     | NOT REPORTED. . . . .   | -       |
| NOT REPORTED. . . . .   | -       | DON'T KNOW. . . . .   | -       |
| DON'T KNOW. . . . .   | 300     | NOT REPORTED. . . . .   | -       |
| NOT REPORTED. . . . .   | 300     | RENTER OCCUPIED . . . . .   | 91 600  |
| REASON FOR BREAKDOWN:   |         | NO FUSE OR SWITCH BLOWOUTS. . . . .                               | 74 700  |
| PROBLEMS INSIDE BUILDING. . . . .                                 | 2 800   | WITH FUSE OR SWITCH BLOWOUTS. . . . .                             | 16 300  |
| PROBLEMS OUTSIDE BUILDING . . . . .                               | 1 200   | 1 TIME. . . . .   | 8 900   |
| NOT REPORTED. . . . .   | 200     | 2 TIMES . . . . .   | 3 000   |
| NO PIPED WATER INSIDE STRUCTURE . . . . .                         | 600     | 3 TIMES OR MORE . . . . .   | 3 900   |
|   |         | NOT REPORTED. . . . .   | 500     |
| <b>SEWAGE DISPOSAL</b>  |         | DON'T KNOW. . . . .   | 400     |
| OWNER OCCUPIED. . . . .   | 51 000  | NOT REPORTED. . . . .   | 200     |
| WITH PUBLIC SEWER, SEPTIC TANK, OR CESSPOOL . . . . .             | 49 900  | UNITS OCCUPIED LAST WINTER. . . . .                               | 133 400 |
| NO BREAKDOWNS . . . . .   | 49 500  | <b>HEATING EQUIPMENT</b>  |         |
| WITH BREAKDOWNS . . . . .   | 200     | OWNER OCCUPIED. . . . .   | 50 400  |
| UNUSABLE 6 CONSECUTIVE HOURS OR LONGER:                           |         | WITH HEATING EQUIPMENT. . . . .                                   | 50 400  |
| 1 TIME. . . . .   | 200     | NO BREAKDOWNS . . . . .   | 45 200  |
| 2 TIMES . . . . .   | -       | WITH BREAKDOWNS . . . . .   | 5 100   |
| 3 TIMES OR MORE . . . . .   | -       | 1 TIME. . . . .   | 3 600   |
| NOT REPORTED. . . . .   | -       | 2 TIMES . . . . .   | 1 000   |
| DON'T KNOW. . . . .   | 200     | 3 TIMES . . . . .   | -       |
| NOT REPORTED. . . . .   | 1 200   | 4 TIMES OR MORE . . . . .   | 300     |
| WITH CHEMICAL TOILET, PRIVY, OR OTHER MEANS . . . . .             | 1 200   | NOT REPORTED. . . . .   | 200     |
| RENTER OCCUPIED . . . . .   | 91 600  | NOT REPORTED. . . . .   | 200     |
| WITH PUBLIC SEWER, SEPTIC TANK, OR CESSPOOL . . . . .             | 91 000  | NO HEATING EQUIPMENT. . . . .                                     | -       |
| NO BREAKDOWNS . . . . .   | 88 600  | RENTER OCCUPIED . . . . .   | 83 000  |
| WITH BREAKDOWNS . . . . .   | 1 900   | WITH HEATING EQUIPMENT. . . . .                                   | 82 700  |
| UNUSABLE 6 CONSECUTIVE HOURS OR LONGER:                           |         | NO BREAKDOWNS . . . . .   | 66 800  |
| 1 TIME. . . . .   | 1 600   | WITH BREAKDOWNS . . . . .   | 13 700  |
| 2 TIMES . . . . .   | -       | 1 TIME. . . . .   | 5 600   |
| 3 TIMES OR MORE . . . . .   | 300     | 2 TIMES . . . . .   | 4 300   |
| NOT REPORTED. . . . .   | -       | 3 TIMES . . . . .   | 1 100   |
| DON'T KNOW. . . . .   | 500     | 4 TIMES OR MORE . . . . .   | 2 600   |
| NOT REPORTED. . . . .   | 600     | NOT REPORTED. . . . .   | -       |
| WITH CHEMICAL TOILET, PRIVY, OR OTHER MEANS . . . . .             | 600     | NOT REPORTED. . . . .   | 2 200   |
| <b>FLUSH TOILET</b>   |         | NO HEATING EQUIPMENT. . . . .                                     | 300     |
| OWNER OCCUPIED. . . . .   | 51 000  | <b>INSUFFICIENT HEAT</b>  |         |
| WITH ALL PLUMBING FACILITIES. . . . .                             | 49 700  | ADDITIONAL HEAT SOURCE:   |         |
| WITH ONLY 1 FLUSH TOILET . . . . .                                | 22 700  | OWNER OCCUPIED. . . . .   | 50 400  |
| NO BREAKDOWNS IN FLUSH TOILET . . . . .                           | 21 600  | WITH SPECIFIED HEATING EQUIPMENT: . . . . .                       | 49 800  |
| WITH BREAKDOWNS IN FLUSH TOILET . . . . .                         | 1 100   | NO ADDITIONAL HEAT SOURCE USED. . . . .                           | 44 600  |
| UNUSABLE 6 CONSECUTIVE HOURS OR LONGER:                           |         | USED KITCHEN STOVE, FIREPLACE, OR PORTABLE HEATER . . . . .       | 5 200   |
| 1 TIME. . . . .   | 900     | NOT REPORTED. . . . .   | -       |
| 2 TIMES . . . . .   | -       | LACKING SPECIFIED HEATING EQUIPMENT OR NONE . . . . .             | 600     |
| 3 TIMES . . . . .   | 200     | RENTER OCCUPIED . . . . .   | 83 000  |
| 4 TIMES OR MORE . . . . .   | -       | WITH SPECIFIED HEATING EQUIPMENT: . . . . .                       | 80 400  |
| NOT REPORTED. . . . .   | -       | NO ADDITIONAL HEAT SOURCE USED. . . . .                           | 52 500  |
| NOT REPORTED. . . . .   | -       | USED KITCHEN STOVE, FIREPLACE, OR PORTABLE HEATER . . . . .       | 25 700  |
| REASON FOR BREAKDOWN:   |         | NOT REPORTED. . . . .   | 2 200   |
| PROBLEMS INSIDE BUILDING. . . . .                                 | 200     | LACKING SPECIFIED HEATING EQUIPMENT OR NONE . . . . .             | 2 600   |
| PROBLEMS OUTSIDE BUILDING . . . . .                               | 900     |   |         |
| NOT REPORTED. . . . .   | -       |   |         |
| LACKING SOME OR ALL PLUMBING FACILITIES . . . . .                 | 1 300   |   |         |

<sup>1</sup>EXCLUDES ROOM HEATERS WITHOUT FLUE OR VENT, FIREPLACES, STOVES, AND PORTABLE HEATERS.

TABLE A-7. FAILURES IN PLUMBING FACILITIES AND EQUIPMENT FOR OWNER AND RENTER OCCUPIED HOUSING UNITS WITH BLACK HOUSEHOLD HEAD: 1976--CONTINUED

(DATA BASED ON SAMPLE, SEE TEXT. FOR MINIMUM BASE FOR DERIVED FIGURES (PERCENT, MEDIAN, ETC.) AND MEANING OF SYMBOLS, SEE TEXT)

| STANDARD METROPOLITAN STATISTICAL AREA<br>BALTIMORE, MD.<br>TOTAL         | TOTAL  | STANDARD METROPOLITAN STATISTICAL AREA<br>BALTIMORE, MD.<br>TOTAL | TOTAL  |
|---|--------|---|--------|
| UNITS OCCUPIED LAST WINTER--CONTINUED                                     |        | UNITS OCCUPIED LAST WINTER--CONTINUED                             |        |
| INSUFFICIENT HEAT--CONTINUED  |        | INSUFFICIENT HEAT--CONTINUED                                      |        |
| ROOMS LACKING SPECIFIED HEAT SOURCE:                                      |        | CLOSURE OF ROOMS:   |        |
| OWNER OCCUPIED . . . . .  | 50 400 | OWNER OCCUPIED . . . . .  | 50 400 |
| WITH SPECIFIED HEATING EQUIPMENT <sup>1</sup> . . . . .                   | 49 800 | WITH HEATING EQUIPMENT . . . . .                                  | 50 400 |
| NO ROOMS LACKING AIR DUCTS, REGISTERS, RADIATORS,<br>OR HEATERS . . . . . | 43 800 | NO ROOMS CLOSED . . . . .   | 48 200 |
| ROOMS LACKING AIR DUCTS, REGISTERS, RADIATORS,<br>OR HEATERS . . . . .    | 6 000  | CLOSED CERTAIN ROOMS . . . . .                                    | 2 100  |
| 1 ROOM . . . . .  | 3 200  | LIVING ROOM ONLY . . . . .  | -      |
| 2 ROOMS . . . . .   | 500    | DINING ROOM ONLY . . . . .  | 1 000  |
| 3 ROOMS OR MORE . . . . .   | 2 300  | 1 OR MORE BEDROOMS ONLY . . . . .                                 | 800    |
| NOT REPORTED . . . . .  | -      | OTHER ROOMS OR COMBINATION . . . . .                              | 300    |
| LACKING SPECIFIED HEATING EQUIPMENT OR NONE . . . . .                     | 600    | NOT REPORTED . . . . .  | 200    |
|   |        | NO HEATING EQUIPMENT . . . . .                                    | -      |
| RENTER OCCUPIED . . . . .   | 83 000 | RENTER OCCUPIED . . . . .   | 83 000 |
| WITH SPECIFIED HEATING EQUIPMENT <sup>1</sup> . . . . .                   | 80 400 | WITH HEATING EQUIPMENT . . . . .                                  | 82 700 |
| NO ROOMS LACKING AIR DUCTS, REGISTERS, RADIATORS,<br>OR HEATERS . . . . . | 69 800 | NO ROOMS CLOSED . . . . .   | 72 000 |
| ROOMS LACKING AIR DUCTS, REGISTERS, RADIATORS,<br>OR HEATERS . . . . .    | 10 400 | CLOSED CERTAIN ROOMS . . . . .                                    | 8 500  |
| 1 ROOM . . . . .  | 6 400  | LIVING ROOM ONLY . . . . .  | 1 800  |
| 2 ROOMS . . . . .   | 2 200  | DINING ROOM ONLY . . . . .  | 200    |
| 3 ROOMS OR MORE . . . . .   | 1 700  | 1 OR MORE BEDROOMS ONLY . . . . .                                 | 4 600  |
| NOT REPORTED . . . . .  | 200    | OTHER ROOMS OR COMBINATION . . . . .                              | 1 900  |
| LACKING SPECIFIED HEATING EQUIPMENT OR NONE . . . . .                     | 2 600  | NOT REPORTED . . . . .  | -      |
|   |        | NO HEATING EQUIPMENT . . . . .                                    | 2 200  |
|   |        |   | 300    |

<sup>1</sup>EXCLUDES ROOM HEATERS WITHOUT FLUE OR VENT, FIREPLACES, STOVES, AND PORTABLE HEATERS.

TABLE A-8. SELECTED NEIGHBORHOOD CHARACTERISTICS FOR OWNER AND RENTER OCCUPIED HOUSING UNITS WITH BLACK HOUSEHOLD HEAD: 1976

(DATA BASED ON SAMPLE, SEE TEXT. FOR MINIMUM BASE FOR DERIVED FIGURES (PERCENT, MEDIAN, ETC.) AND MEANING OF SYMBOLS, SEE TEXT)

| STANDARD METROPOLITAN STATISTICAL AREA<br>BALTIMORE, MD.<br>TOTAL | TOTAL  | STANDARD METROPOLITAN STATISTICAL AREA<br>BALTIMORE, MD.<br>TOTAL | TOTAL  |
|---|--------|---|--------|
| <b>NEIGHBORHOOD CONDITIONS</b>                                    |        | <b>NEIGHBORHOOD SERVICES</b>                                      |        |
| OWNER OCCUPIED . . . . .  | 52 300 | OWNER OCCUPIED . . . . .  | 52 300 |
| NO UNDESIRABLE CONDITIONS   | 12 200 | ADEQUATE NEIGHBORHOOD SERVICES                                    | 33 800 |
| UNDESIRABLE CONDITIONS <sup>1</sup>                               | 40 100 | INADEQUATE NEIGHBORHOOD SERVICES <sup>3</sup>                     | 18 500 |
| AIRPLANE NOISE . . . . .  | 7 500  | PUBLIC TRANSPORTATION   | 6 400  |
| STREET NOISE . . . . .  | 18 200 | SCHOOLS . . . . .   | 2 000  |
| HEAVY TRAFFIC . . . . .   | 19 200 | SHOPPING . . . . .  | 9 300  |
| STREETS NEED REPAIR . . . . .                                     | 9 800  | POLICE PROTECTION . . . . .                                       | 5 500  |
| ROADS IMPASSABLE . . . . .  | 11 200 | FIRE PROTECTION . . . . .   | 800    |
| POOR STREET LIGHTING . . . . .                                    | 5 900  | HOSPITALS OR HEALTH CLINICS . . . . .                             | 3 800  |
| CRIME . . . . .   | 11 400 | DON'T KNOW . . . . .  | -      |
| LITTER . . . . .  | 13 800 | NOT REPORTED . . . . .  | -      |
| ABANDONED BUILDINGS . . . . .                                     | 8 800  | RENTER OCCUPIED . . . . .   | 97 700 |
| HOUSING IN RUNDOWN CONDITION . . . . .                            | 6 500  | ADEQUATE NEIGHBORHOOD SERVICES                                    | 63 700 |
| COMMERCIAL OR INDUSTRIAL BUSINESS                                 | 6 000  | INADEQUATE NEIGHBORHOOD SERVICES <sup>3</sup>                     | 33 900 |
| ODORS . . . . .   | 3 600  | PUBLIC TRANSPORTATION   | 10 900 |
| NOT REPORTED . . . . .  | -      | SCHOOLS . . . . .   | 2 100  |
| RENTER OCCUPIED . . . . .   | 97 700 | SHOPPING . . . . .  | 13 100 |
| NO UNDESIRABLE CONDITIONS   | 19 100 | POLICE PROTECTION . . . . .                                       | 10 600 |
| UNDESIRABLE CONDITIONS <sup>1</sup>                               | 78 400 | FIRE PROTECTION . . . . .   | 2 600  |
| AIRPLANE NOISE . . . . .  | 33 600 | HOSPITALS OR HEALTH CLINICS . . . . .                             | 8 900  |
| STREET NOISE . . . . .  | 35 900 | DON'T KNOW . . . . .  | -      |
| HEAVY TRAFFIC . . . . .   | 13 900 | NOT REPORTED . . . . .  | 200    |
| STREETS NEED REPAIR . . . . .                                     | 15 400 | NEIGHBORHOOD SERVICES AND WISH TO MOVE <sup>4</sup>               |        |
| ROADS IMPASSABLE . . . . .  | 13 600 | OWNER OCCUPIED . . . . .  | 52 300 |
| POOR STREET LIGHTING . . . . .                                    | 29 300 | WITH INADEQUATE SERVICE . . . . .                                 | 18 500 |
| CRIME . . . . .   | 32 100 | HOUSEHOLD WOULD LIKE TO MOVE <sup>2</sup>                         | 2 000  |
| LITTER . . . . .  | 26 300 | BECAUSE OF PUBLIC TRANSPORTATION . . . . .                        | 600    |
| ABANDONED BUILDINGS . . . . .                                     | 20 700 | BECAUSE OF SCHOOLS . . . . .                                      | 600    |
| HOUSING IN RUNDOWN CONDITION . . . . .                            | 11 700 | BECAUSE OF SHOPPING . . . . .                                     | 1 100  |
| COMMERCIAL OR INDUSTRIAL BUSINESS                                 | 9 600  | BECAUSE OF POLICE PROTECTION . . . . .                            | 900    |
| ODORS . . . . .   | 200    | BECAUSE OF FIRE PROTECTION . . . . .                              | -      |
| NOT REPORTED . . . . .  | -      | BECAUSE OF HOSPITALS OR HEALTH CLINICS . . . . .                  | 600    |
| NEIGHBORHOOD CONDITIONS AND WISH TO MOVE <sup>2</sup>             |        | HOUSEHOLD WOULD NOT LIKE TO MOVE . . . . .                        | 16 100 |
| OWNER OCCUPIED . . . . .  | 52 300 | NOT REPORTED . . . . .  | 500    |
| NO UNDESIRABLE NEIGHBORHOOD CONDITIONS                            | 12 200 | WITH ADEQUATE SERVICE . . . . .                                   | 33 800 |
| WITH UNDESIRABLE NEIGHBORHOOD CONDITIONS                          | 40 100 | NOT REPORTED . . . . .  | -      |
| HOUSEHOLD WOULD NOT LIKE TO MOVE                                  | 33 200 | RENTER OCCUPIED . . . . .   | 97 700 |
| HOUSEHOLD WOULD LIKE TO MOVE <sup>1</sup>                         | 6 800  | WITH INADEQUATE SERVICE . . . . .                                 | 33 900 |
| BECAUSE OF AIRPLANE NOISE . . . . .                               | 300    | HOUSEHOLD WOULD LIKE TO MOVE <sup>2</sup>                         | 12 300 |
| BECAUSE OF STREET NOISE . . . . .                                 | 2 000  | BECAUSE OF PUBLIC TRANSPORTATION . . . . .                        | 2 100  |
| BECAUSE OF HEAVY TRAFFIC . . . . .                                | 1 700  | BECAUSE OF SCHOOLS . . . . .                                      | 1 300  |
| BECAUSE STREETS NEED REPAIR . . . . .                             | 1 400  | BECAUSE OF SHOPPING . . . . .                                     | 4 500  |
| BECAUSE OF ROADS IMPASSABLE . . . . .                             | 1 600  | BECAUSE OF POLICE PROTECTION . . . . .                            | 6 100  |
| BECAUSE OF POOR STREET LIGHTING . . . . .                         | 1 000  | BECAUSE OF FIRE PROTECTION . . . . .                              | 1 300  |
| BECAUSE OF CRIME . . . . .  | 2 200  | BECAUSE OF HOSPITALS OR HEALTH CLINICS . . . . .                  | 2 500  |
| BECAUSE OF LITTER . . . . .                                       | 3 300  | HOUSEHOLD WOULD NOT LIKE TO MOVE . . . . .                        | 20 500 |
| BECAUSE OF ABANDONED BUILDINGS . . . . .                          | 1 400  | NOT REPORTED . . . . .  | 1 100  |
| BECAUSE OF HOUSING IN RUNDOWN CONDITION . . . . .                 | 1 700  | WITH ADEQUATE SERVICE . . . . .                                   | 63 700 |
| BECAUSE OF COMMERCIAL OR INDUSTRIAL BUSINESS                      | 500    | NOT REPORTED . . . . .  | 200    |
| BECAUSE OF ODORS . . . . .  | 1 200  | OVERALL OPINION OF NEIGHBORHOOD                                   |        |
| NOT REPORTED . . . . .  | 100    | OWNER OCCUPIED . . . . .  | 52 300 |
| NOT REPORTED . . . . .  | -      | EXCELLENT . . . . .   | 13 300 |
| RENTER OCCUPIED . . . . .   | 97 700 | GOOD . . . . .  | 23 700 |
| NO UNDESIRABLE NEIGHBORHOOD CONDITIONS                            | 19 100 | FAIR . . . . .  | 13 400 |
| WITH UNDESIRABLE NEIGHBORHOOD CONDITIONS                          | 78 400 | POOR . . . . .  | 1 900  |
| HOUSEHOLD WOULD NOT LIKE TO MOVE                                  | 52 000 | NOT REPORTED . . . . .  | 200    |
| HOUSEHOLD WOULD LIKE TO MOVE <sup>1</sup>                         | 26 200 | HOUSEHOLD WOULD LIKE TO MOVE . . . . .                            | 6 800  |
| BECAUSE OF AIRPLANE NOISE . . . . .                               | 1 400  | EXCELLENT . . . . .   | 300    |
| BECAUSE OF STREET NOISE . . . . .                                 | 8 000  | GOOD . . . . .  | 1 900  |
| BECAUSE OF HEAVY TRAFFIC . . . . .                                | 5 900  | FAIR . . . . .  | 3 200  |
| BECAUSE STREETS NEED REPAIR . . . . .                             | 3 000  | POOR . . . . .  | 1 400  |
| BECAUSE OF ROADS IMPASSABLE . . . . .                             | 1 900  | NOT REPORTED . . . . .  | -      |
| BECAUSE OF POOR STREET LIGHTING . . . . .                         | 3 400  | HOUSEHOLD WOULD NOT LIKE TO MOVE . . . . .                        | 45 400 |
| BECAUSE OF CRIME . . . . .  | 12 300 | EXCELLENT . . . . .   | 12 800 |
| BECAUSE OF LITTER . . . . .                                       | 14 400 | GOOD . . . . .  | 21 800 |
| BECAUSE OF ABANDONED BUILDINGS . . . . .                          | 6 200  | FAIR . . . . .  | 10 200 |
| BECAUSE OF HOUSING IN RUNDOWN CONDITION . . . . .                 | 9 900  | POOR . . . . .  | 500    |
| BECAUSE OF COMMERCIAL OR INDUSTRIAL BUSINESS                      | 500    | NOT REPORTED . . . . .  | 200    |
| BECAUSE OF ODORS . . . . .  | 4 300  | NOT REPORTED . . . . .  | 100    |
| NOT REPORTED . . . . .  | 200    |   |        |
| NOT REPORTED . . . . .  | 200    |   |        |

<sup>1</sup> FIGURES WILL NOT ADD TO TOTAL BECAUSE MORE THAN ONE UNDESIRABLE CONDITION WAS REPORTED FOR THE SAME UNIT.  
<sup>2</sup> WISH TO MOVE ONLY RELATES TO RESPONDENTS' OPINION OF SPECIFIC NEIGHBORHOOD CONDITIONS.  
<sup>3</sup> FIGURES WILL NOT ADD TO TOTAL BECAUSE MORE THAN ONE INADEQUATE SERVICE WAS REPORTED FOR THE SAME UNIT.  
<sup>4</sup> WISH TO MOVE ONLY RELATES TO RESPONDENTS' OPINION OF SPECIFIC SERVICES.

TABLE A-8. SELECTED NEIGHBORHOOD CHARACTERISTICS FOR OWNER AND RENTER OCCUPIED HOUSING UNITS WITH BLACK HOUSEHOLD HEAD: 1976--CONTINUED

(DATA BASED ON SAMPLE, SEE TEXT. FOR MINIMUM BASE FOR DERIVED FIGURES (PERCENT, MEDIAN, ETC.) AND MEANING OF SYMBOLS, SEE TEXT)

| STANDARD METROPOLITAN STATISTICAL AREA<br>BALTIMORE, MD.<br>TOTAL | TOTAL  | STANDARD METROPOLITAN STATISTICAL AREA<br>BALTIMORE, MD.<br>TOTAL | TOTAL  |
|---|--------|---|--------|
| OVERALL OPINION OF NEIGHBORHOOD--CONTINUED                        |        | OVERALL OPINION OF NEIGHBORHOOD--CONTINUED                        |        |
| RENTER OCCUPIED   |        | RENTER OCCUPIED--CONTINUED  |        |
| EXCELLENT . . . . .   | 97 700 | HOUSEHOLD WOULD NOT LIKE TO MOVE. . . . .                         | 71 200 |
| GOOD . . . . .  | 10 600 | EXCELLENT . . . . .   | 9 800  |
| FAIR . . . . .  | 37 400 | GOOD . . . . .  | 33 900 |
| POOR . . . . .  | 40 100 | FAIR . . . . .  | 25 100 |
| NOT REPORTED . . . . .  | 9 200  | POOR . . . . .  | 2 300  |
| HOUSEHOLD WOULD LIKE TO MOVE. . . . .                             | 26 200 | NOT REPORTED . . . . .  | 300    |
| EXCELLENT . . . . .   | 600    |   |        |
| GOOD . . . . .  | 3 500  |   |        |
| FAIR . . . . .  | 15 100 |   |        |
| POOR . . . . .  | 6 900  |   |        |
| NOT REPORTED . . . . .  | 200    |   |        |

TABLE A-9. OCCUPANCY AND UTILIZATION CHARACTERISTICS AND SERVICES AVAILABLE FOR OWNER AND RENTER OCCUPIED HOUSING UNITS WITH HOUSEHOLD HEAD OF SPANISH ORIGIN: 1976

TABLE A-10. SELECTED STRUCTURAL CHARACTERISTICS BY DEFICIENCIES FOR OWNER AND RENTER OCCUPIED HOUSING UNITS WITH HOUSEHOLD HEAD OF SPANISH ORIGIN: 1976

TABLE A-11. FAILURES IN PLUMBING FACILITIES AND EQUIPMENT FOR OWNER AND RENTER OCCUPIED HOUSING UNITS WITH HOUSEHOLD HEAD OF SPANISH ORIGIN: 1976

TABLE A-12. SELECTED NEIGHBORHOOD CHARACTERISTICS FOR OWNER AND RENTER OCCUPIED HOUSING UNITS WITH HOUSEHOLD HEAD OF SPANISH ORIGIN: 1976

(TABLES A-9 THROUGH A-12 OMITTED BECAUSE OF INSUFFICIENT NUMBER OF HOUSEHOLDS WITH HEAD OF SPANISH ORIGIN; SEE INTRODUCTION)

TABLE A-13. SELECTED CHARACTERISTICS OF YEAR-ROUND VACANT HOUSING UNITS: 1976

(DATA BASED ON SAMPLE, SEE TEXT. FOR MINIMUM BASE FOR DERIVED FIGURES (PERCENT, MEDIAN, ETC.) AND MEANING OF SYMBOLS, SEE TEXT)

| STANDARD METROPOLITAN STATISTICAL AREA<br>BALTIMORE, MD.<br>TOTAL      | TOTAL  | FOR RENT | FOR SALE ONLY | RENTED OR SOLD NOT OCCUPIED | OTHER VACANT |                         |  |                        |
|--|--------|----------|---------------|-----------------------------|--------------|-------------------------|--|------------------------|
|  |        |          |               |                             | TOTAL        | HELD FOR OCCASIONAL USE | TEMPORARILY OCCUPIED BY URE <sup>1</sup> | HELD FOR OTHER REASONS |
| ALL YEAR-ROUND VACANT HOUSING UNITS . . . . .                          | 37 500 | 15 700   | 4 500         | 7 100                       | 10 200       | 2 500                   | 1 500                                    | 6 200                  |
| UNITS IN STRUCTURE   |        |          |               |                             |              |                         |  |                        |
| 1, DETACHED . . . . .  | 7 700  | 600      | 1 800         | 2 000                       | 3 300        | 1 800                   | 600                                      | 900                    |
| 1, ATTACHED . . . . .  | 6 900  | 2 400    | 1 500         | 900                         | 2 100        | 200                     | 300                                      | 1 700                  |
| 2 TO 4 . . . . .   | 10 700 | 4 800    | 800           | 1 900                       | 3 200        | 300                     | 200                                      | 2 700                  |
| 5 TO 9 . . . . .   | 4 500  | 2 600    | -             | 800                         | 1 200        | 100                     | 300                                      | 800                    |
| 10 OR MORE . . . . .   | 7 700  | 5 300    | 500           | 1 500                       | 500          | 200                     | 200                                      | 200                    |
| OWNER OR MANAGER ON PROPERTY   |        |          |               |                             |              |                         |  |                        |
| 2 OR MORE UNITS IN STRUCTURE . . . . .                                 | 22 900 | 12 600   | 1 200         | 4 200                       | 4 900        | 600                     | 600                                      | 3 600                  |
| WITH OWNER ON PROPERTY . . . . .                                       | 3 400  | 2 100    | -             | 300                         | 1 000        | -                       | -  | 1 000                  |
| WITH RESIDENT MANAGER OR SUPERINTENDENT ON PROPERTY . . . . .          | 8 800  | 4 700    | -             | 1 800                       | 2 300        | 500                     | 500                                      | 1 400                  |
| 1 UNIT IN STRUCTURE . . . . .  | 14 600 | 3 000    | 3 300         | 2 900                       | 5 400        | 1 900                   | 900                                      | 2 600                  |
| YEAR STRUCTURE BUILT   |        |          |               |                             |              |                         |  |                        |
| APRIL 1970 OR LATER . . . . .  | 5 900  | 1 500    | 1 500         | 1 200                       | 1 700        | 300                     | 600                                      | 800                    |
| 1965 TO MARCH 1970 . . . . .   | 3 600  | 1 600    | 300           | 1 400                       | 300          | 100                     | -  | 200                    |
| 1960 TO 1964 . . . . .   | 2 000  | 1 200    | -             | 300                         | 400          | 400                     | -  | -                      |
| 1950 TO 1959 . . . . .   | 3 100  | 1 100    | 1 100         | 300                         | 700          | 100                     | -  | 600                    |
| 1940 TO 1949 . . . . .   | 2 300  | 900      | 100           | 500                         | 800          | 300                     | 100                                      | 300                    |
| 1939 OR EARLIER . . . . .  | 20 600 | 9 300    | 1 500         | 3 500                       | 6 300        | 1 200                   | 700                                      | 4 400                  |
| SELECTED FACILITIES AND EQUIPMENT                                      |        |          |               |                             |              |                         |  |                        |
| WITH ALL PLUMBING FACILITIES . . . . .                                 | 35 100 | 14 400   | 4 200         | 7 100                       | 9 300        | 2 200                   | 1 500                                    | 5 600                  |
| LOCATED IN MORE THAN ONE ROOM . . . . .                                | 300    | 300      | -             | -                           | -            | -                       | -  | -                      |
| WITH COMPLETE KITCHEN FACILITIES . . . . .                             | 31 700 | 12 300   | 4 200         | 6 800                       | 8 400        | 2 000                   | 1 500                                    | 4 900                  |
| WITH AIR CONDITIONING . . . . .  | 12 500 | 5 000    | 1 700         | 3 300                       | 2 600        | 900                     | 900                                      | 800                    |
| ROOM UNIT(S) . . . . .   | 3 600  | 1 300    | 300           | 900                         | 1 000        | 600                     | 300                                      | 200                    |
| CENTRAL SYSTEM . . . . .   | 8 900  | 3 600    | 1 400         | 2 400                       | 1 500        | 300                     | 600                                      | 600                    |
| WITH WATER FROM PUBLIC SYSTEM OR PRIVATE COMPANY . . . . .             | 32 600 | 15 500   | 4 100         | 5 800                       | 7 200        | 600                     | 1 100                                    | 5 600                  |
| WITH PUBLIC SEWER . . . . .  | 31 700 | 14 900   | 4 100         | 6 000                       | 6 800        | 800                     | 1 100                                    | 5 000                  |
| COMPLETE BATHROOMS   |        |          |               |                             |              |                         |  |                        |
| 1 . . . . .  | 27 500 | 12 500   | 2 400         | 4 800                       | 7 800        | 1 800                   | 1 200                                    | 4 800                  |
| 1 AND ONE-HALF . . . . .   | 3 200  | 800      | 900           | 900                         | 600          | 100                     | 100                                      | 300                    |
| HALF BATH LACKS FLUSH TOILET . . . . .                                 | -      | -        | -             | -                           | -            | -                       | -  | -                      |
| 2 OR MORE . . . . .  | 4 100  | 900      | 900           | 1 400                       | 900          | 300                     | 200                                      | 400                    |
| INTENDED FOR USE BY ANOTHER HOUSEHOLD . . . . .                        | 700    | 700      | -             | -                           | -            | -                       | -  | -                      |
| NONE . . . . .   | 2 000  | 800      | 300           | -                           | 900          | 300                     | -  | 600                    |
| ROOMS  |        |          |               |                             |              |                         |  |                        |
| 1 AND 2 ROOMS . . . . .  | 4 200  | 3 000    | 300           | -                           | 900          | 100                     | -  | 800                    |
| 3 ROOMS . . . . .  | 9 000  | 5 000    | 300           | 1 500                       | 2 200        | 500                     | 300                                      | 1 400                  |
| 4 ROOMS . . . . .  | 10 800 | 4 500    | 600           | 2 400                       | 3 200        | 1 000                   | 900                                      | 1 300                  |
| 5 ROOMS . . . . .  | 5 000  | 1 400    | 800           | 1 500                       | 1 400        | 600                     | -  | 700                    |
| 6 ROOMS OR MORE . . . . .  | 8 600  | 1 800    | 2 600         | 1 700                       | 2 500        | 300                     | 300                                      | 1 900                  |
| MEDIAN . . . . .   | 4.0    | 3.5      | 5.5+          | 4.3                         | 4.1          | ...                     | ...                                      | 4.2                    |
| BEDROOMS   |        |          |               |                             |              |                         |  |                        |
| NONE . . . . .   | 2 000  | 1 500    | 200           | -                           | 300          | 100                     | -  | 200                    |
| 1 . . . . .  | 14 000 | 7 600    | 600           | 2 400                       | 3 400        | 400                     | 600                                      | 2 400                  |
| 2 . . . . .  | 12 200 | 4 800    | 1 400         | 2 400                       | 3 500        | 1 200                   | 600                                      | 1 700                  |
| 3 OR MORE . . . . .  | 9 400  | 1 700    | 2 400         | 2 300                       | 3 000        | 800                     | 300                                      | 1 900                  |
| UNITS WITH 2 BEDROOMS OR MORE WITH 1 OR MORE LACKING PRIVACY . . . . . | 2 200  | 1 000    | 200           | 200                         | 900          | 100                     | 100                                      | 600                    |
| HEATING EQUIPMENT  |        |          |               |                             |              |                         |  |                        |
| WARM-AIR FURNACE . . . . .   | 15 400 | 6 700    | 2 300         | 3 200                       | 3 300        | 800                     | 1 200                                    | 1 300                  |
| HEAT PUMP . . . . .  | -      | -        | -             | -                           | -            | -                       | -  | -                      |
| STEAM OR HOT WATER . . . . .   | 16 700 | 7 300    | 1 100         | 3 300                       | 5 000        | 800                     | -  | 4 300                  |
| BUILT-IN ELECTRIC UNITS . . . . .                                      | 1 600  | 400      | 600           | 300                         | 300          | 100                     | -  | 100                    |
| FLOOR, WALL, OR PIPELESS FURNACE . . . . .                             | 300    | -        | -             | -                           | 300          | 300                     | -  | -                      |
| OTHER MEANS . . . . .  | 2 600  | 1 200    | 500           | -                           | 300          | 300                     | -  | -                      |
| NONE . . . . .   | 900    | -        | 100           | 300                         | 900          | 400                     | 100                                      | 300                    |
| WITH SPECIFIED HEATING EQUIPMENT <sup>2</sup> . . . . .                | 35 900 | 15 300   | 4 400         | 6 800                       | 9 300        | 2 100                   | 1 300                                    | 5 900                  |
| NO ROOMS LACKING AIR DUCTS, REGISTERS, RADIATORS, OR HEATERS . . . . . | 32 400 | 14 300   | 3 800         | 6 400                       | 8 000        | 1 500                   | 1 200                                    | 5 300                  |
| ROOMS LACKING AIR DUCTS, REGISTERS, RADIATORS, OR HEATERS . . . . .    | 2 600  | 500      | 600           | 500                         | 1 000        | 400                     | 100                                      | 400                    |
| 1 ROOM . . . . .   | 1 300  | 300      | 500           | 300                         | 300          | -                       | -  | 300                    |
| 2 ROOMS . . . . .  | 100    | -        | -             | 100                         | -            | -                       | -  | -                      |
| 3 ROOMS OR MORE . . . . .  | 1 100  | 100      | 100           | -                           | 700          | 400                     | 100                                      | 200                    |
| NOT REPORTED . . . . .   | 900    | 600      | -             | -                           | 300          | 100                     | -  | 200                    |
| LACKING SPECIFIED HEATING EQUIPMENT OR NONE . . . . .                  | 1 600  | 300      | 100           | 300                         | 900          | 500                     | 100                                      | 300                    |

<sup>1</sup>PERSONS WITH USUAL RESIDENCE ELSEWHERE.

<sup>2</sup>EXCLUDES ROOM HEATERS WITHOUT FLUE OR VENT, FIREPLACES, STOVES, AND PORTABLE HEATERS.

TABLE A-13. SELECTED CHARACTERISTICS OF YEAR-ROUND VACANT HOUSING UNITS: 1976--CONTINUED

(DATA BASED ON SAMPLE, SEE TEXT. FOR MINIMUM BASE FOR DERIVED FIGURES (PERCENT, MEDIAN, ETC.) AND MEANING OF SYMBOLS, SEE TEXT)

| STANDARD METROPOLITAN STATISTICAL AREA<br>BALTIMORE, MD.<br>TOTAL                              | TOTAL  | FOR RENT | FOR SALE ONLY | RENTED OR SOLD NOT OCCUPIED | OTHER VACANT |                         |  |                        |
|--|--------|----------|---------------|-----------------------------|--------------|-------------------------|--|------------------------|
|  |        |          |               |                             | TOTAL        | HELD FOR OCCASIONAL USE | TEMPORARILY OCCUPIED BY URE <sup>1</sup> | HELD FOR OTHER REASONS |
| ALL YEAR-ROUND VACANT HOUSING UNITS--CONTINUED   |        |          |               |                             |              |                         |  |                        |
| ELEVATOR IN STRUCTURE  |        |          |               |                             |              |                         |  |                        |
| 4 FLOORS OR MORE . . . . .   | 2 400  | 1 800    | 500           | 100                         | -            | -                       | -  | -                      |
| WITH ELEVATOR . . . . .  | 2 100  | 1 500    | 500           | 100                         | -            | -                       | -  | -                      |
| WALKUP . . . . .   | 300    | 300      | -             | -                           | -            | -                       | -  | -                      |
| 1 TO 3 FLOORS . . . . .  | 35 100 | 13 900   | 4 100         | 7 000                       | 10 200       | 2 500                   | 1 500                                    | 6 200                  |
| BASEMENT   |        |          |               |                             |              |                         |  |                        |
| WITH BASEMENT . . . . .  | 26 400 | 12 800   | 2 900         | 5 300                       | 5 500        | 600                     | 400                                      | 4 400                  |
| NO BASEMENT . . . . .  | 11 100 | 2 900    | 1 700         | 1 800                       | 4 800        | 1 900                   | 1 000                                    | 1 800                  |
| DURATION OF VACANCY  |        |          |               |                             |              |                         |  |                        |
| LESS THAN 1 MONTH . . . . .  | 13 100 | 6 400    | 800           | 3 900                       | 2 100        | 900                     | ...                                      | 1 200                  |
| 1 UP TO 2 MONTHS . . . . .   | 6 300  | 3 600    | 1 000         | 500                         | 1 200        | 700                     | ...                                      | 500                    |
| 2 UP TO 6 MONTHS . . . . .   | 6 100  | 3 200    | 1 100         | 900                         | 1 000        | 500                     | ...                                      | 600                    |
| 6 MONTHS OR MORE . . . . .   | 10 400 | 2 500    | 1 600         | 1 800                       | 4 400        | 500                     | ...                                      | 4 000                  |
| SELECTED DEFICIENCIES  |        |          |               |                             |              |                         |  |                        |
| SOME OR ALL ELECTRIC WIRING EXPOSED . . . . .  | 1 200  | 100      | 300           | -                           | 700          | 100                     | -  | 600                    |
| 1 OR MORE ROOMS LACKING ELECTRIC WALL OUTLETS . . . . .  | 900    | -        | 300           | -                           | 600          | 100                     | -  | 400                    |
| 2 OR MORE UNITS IN STRUCTURE: SOME OR ALL LIGHT FIXTURES IN PUBLIC HALLS NOT WORKING . . . . . | 1 000  | 600      | -             | 200                         | 300          | -                       | -  | 300                    |
| LOOSE, BROKEN, OR MISSING STEPS ON COMMON STAIRWAYS . . . . .                                  | 1 300  | 900      | 100           | 200                         | 100          | -                       | -  | 100                    |
| LOOSE RAILINGS ON COMMON STAIRWAYS . . . . .   | 300    | 300      | -             | -                           | -            | -                       | -  | -                      |
| ABANDONED BUILDINGS ON SAME STREET . . . . .   | 5 400  | 2 900    | 300           | 1 300                       | 1 000        | -                       | 200                                      | 800                    |
| SALES PRICE ASKED  |        |          |               |                             |              |                         |  |                        |
| SPECIFIED VACANT FOR SALE <sup>2</sup> . . . . .   | 3 800  | ...      | 3 800         | ...                         | ...          | ...                     | ...                                      | ...                    |
| LESS THAN \$10,000 . . . . .   | 300    | ...      | 300           | ...                         | ...          | ...                     | ...                                      | ...                    |
| \$10,000 TO \$14,999 . . . . .   | 100    | ...      | 100           | ...                         | ...          | ...                     | ...                                      | ...                    |
| \$15,000 TO \$19,999 . . . . .   | 500    | ...      | 500           | ...                         | ...          | ...                     | ...                                      | ...                    |
| \$20,000 TO \$24,999 . . . . .   | -      | ...      | -             | ...                         | ...          | ...                     | ...                                      | ...                    |
| \$25,000 TO \$34,999 . . . . .   | 600    | ...      | 600           | ...                         | ...          | ...                     | ...                                      | ...                    |
| \$35,000 TO \$49,999 . . . . .   | 1 400  | ...      | 1 400         | ...                         | ...          | ...                     | ...                                      | ...                    |
| \$50,000 OR MORE . . . . .   | 900    | ...      | 900           | ...                         | ...          | ...                     | ...                                      | ...                    |
| MEDIAN . . . . .   | ...    | ...      | ...           | ...                         | ...          | ...                     | ...                                      | ...                    |
| GARAGE OR CARPORT ON PROPERTY . . . . .  | ...    | ...      | ...           | ...                         | ...          | ...                     | ...                                      | ...                    |
| SPECIFIED VACANT FOR RENT <sup>3</sup> . . . . .   | 15 700 | 15 700   | ...           | ...                         | ...          | ...                     | ...                                      | ...                    |
| RENT ASKED   |        |          |               |                             |              |                         |  |                        |
| LESS THAN \$50 . . . . .   | 800    | 800      | ...           | ...                         | ...          | ...                     | ...                                      | ...                    |
| \$50 TO \$69 . . . . .   | 400    | 400      | ...           | ...                         | ...          | ...                     | ...                                      | ...                    |
| \$70 TO \$79 . . . . .   | 300    | 300      | ...           | ...                         | ...          | ...                     | ...                                      | ...                    |
| \$80 TO \$99 . . . . .   | 900    | 900      | ...           | ...                         | ...          | ...                     | ...                                      | ...                    |
| \$100 TO \$119 . . . . .   | 2 500  | 2 500    | ...           | ...                         | ...          | ...                     | ...                                      | ...                    |
| \$120 TO \$149 . . . . .   | 3 800  | 3 800    | ...           | ...                         | ...          | ...                     | ...                                      | ...                    |
| \$150 TO \$199 . . . . .   | 4 400  | 4 400    | ...           | ...                         | ...          | ...                     | ...                                      | ...                    |
| \$200 OR MORE . . . . .  | 2 600  | 2 600    | ...           | ...                         | ...          | ...                     | ...                                      | ...                    |
| MEDIAN . . . . .   | 142    | 142      | ...           | ...                         | ...          | ...                     | ...                                      | ...                    |
| ALL UTILITIES INCLUDED . . . . .   | 123    | 123      | ...           | ...                         | ...          | ...                     | ...                                      | ...                    |
| GARBAGE AND TRASH COLLECTION SERVICE . . . . .   | 142    | 142      | ...           | ...                         | ...          | ...                     | ...                                      | ...                    |
| PUBLIC OR PRIVATE HOUSING  |        |          |               |                             |              |                         |  |                        |
| PRIVATE HOUSING . . . . .  | 14 100 | 14 100   | ...           | ...                         | ...          | ...                     | ...                                      | ...                    |
| PUBLIC HOUSING PROJECT . . . . .   | 1 400  | 1 400    | ...           | ...                         | ...          | ...                     | ...                                      | ...                    |
| NOT REPORTED . . . . .   | 100    | 100      | ...           | ...                         | ...          | ...                     | ...                                      | ...                    |

<sup>1</sup>PERSONS WITH USUAL RESIDENCE ELSEWHERE.  
<sup>2</sup>LIMITED TO 1-FAMILY HOMES ON LESS THAN 10 ACRES AND NO BUSINESS ON PROPERTY.  
<sup>3</sup>EXCLUDES 1-FAMILY HOMES ON 10 ACRES OR MORE.

TABLE B-1. OCCUPANCY AND UTILIZATION CHARACTERISTICS AND SERVICES AVAILABLE FOR OWNER AND RENTER OCCUPIED HOUSING UNITS: 1976

(DATA BASED ON SAMPLE, SEE TEXT. FOR MINIMUM BASE FOR DERIVED FIGURES (PERCENT, MEDIAN, ETC.) AND MEANING OF SYMBOLS, SEE TEXT)

| STANDARD METROPOLITAN STATISTICAL AREA<br>BALTIMORE, MD.<br>IN CENTRAL CITY | TOTAL   | STANDARD METROPOLITAN STATISTICAL AREA<br>BALTIMORE, MD.<br>IN CENTRAL CITY | TOTAL   |
|---|---------|---|---------|
| DURATION OF OCCUPANCY   |         | CONDITION OF KITCHEN FACILITIES--CONTINUED                                  |         |
| OWNER OCCUPIED.   | 122 000 | RENTER OCCUPIED   | 146 700 |
| HOUSEHOLD HEAD LIVED HERE:  |         | WITH COMPLETE KITCHEN FACILITIES.   | 143 500 |
| LESS THAN 3 MONTHS.   | 1 300   | ALL USABLE.   | 140 300 |
| 3 MONTHS OR LONGER.   | 120 700 | 1 OR MORE NOT USABLE.   | 3 000   |
| LIVED HERE LAST WINTER.   | 119 200 | NOT REPORTED.   | 200     |
|   |         | LACKING COMPLETE KITCHEN FACILITIES   | 3 200   |
| RENTER OCCUPIED   | 146 700 | GARBAGE COLLECTION SERVICE  |         |
| HOUSEHOLD HEAD LIVED HERE:  |         | OWNER OCCUPIED.   | 122 000 |
| LESS THAN 3 MONTHS.   | 10 800  | WITH SERVICE.   | 121 600 |
| 3 MONTHS OR LONGER.   | 135 900 | LESS THAN ONCE A WEEK   | -       |
| LIVED HERE LAST WINTER.   | 124 400 | ONCE A WEEK   | 300     |
|   |         | TWICE A WEEK OR MORE.   | 121 300 |
| BEDROOMS  |         | DON'T KNOW.   | -       |
| OWNER OCCUPIED.   | 122 000 | NOT REPORTED.   | -       |
| NONE AND 1.   | 7 300   | NO SERVICE.   | 400     |
| 2 OR MORE   | 114 700 | METHOD OF DISPOSAL:   |         |
| NONE LACKING PRIVACY  | 98 900  | INCINERATOR, TRASH CHUTE, OR COMPACTOR.                                     | 400     |
| 1 OR MORE LACKING PRIVACY   | 15 600  | GARBAGE DISPOSAL.   | -       |
| PRIVACY NOT REPORTED.   | 100     | OTHER MEANS   | -       |
| 3-OR-MORE-PERSON HOUSEHOLDS   | 62 200  | NOT REPORTED.   | -       |
| NO BEDROOMS USED BY 3 PERSONS OR MORE                                       | 56 000  | DON'T KNOW.   | -       |
| BEDROOMS USED BY 3 PERSONS OR MORE.   | 5 700   | NOT REPORTED.   | -       |
| 1   | 5 700   | RENTER OCCUPIED   | 146 700 |
| 2 OR MORE   | -       | WITH SERVICE.   | 139 400 |
| BEDROOMS USED BY PERSONS 13 YEARS OF AGE OR OLDER.                          | 4 400   | LESS THAN ONCE A WEEK   | 2 300   |
| NO BEDROOMS USED BY PERSONS 13 YEARS OF AGE OR OLDER                        | 1 200   | ONCE A WEEK   | 1 800   |
| NOT REPORTED.   | 200     | TWICE A WEEK OR MORE.   | 121 600 |
| NO BEDROOMS   | -       | DON'T KNOW.   | 13 400  |
| NOT REPORTED.   | 500     | NOT REPORTED.   | 300     |
| 1- AND 2-PERSON HOUSEHOLDS.   | 59 800  | NO SERVICE.   | 7 300   |
| RENTER OCCUPIED   | 146 700 | METHOD OF DISPOSAL:   |         |
| NONE AND 1.   | 51 000  | INCINERATOR, TRASH CHUTE, OR COMPACTOR.                                     | 5 800   |
| 2 OR MORE   | 114 700 | GARBAGE DISPOSAL.   | 700     |
| NONE LACKING PRIVACY  | 98 900  | OTHER MEANS   | 800     |
| 1 OR MORE LACKING PRIVACY   | 15 600  | NOT REPORTED.   | -       |
| PRIVACY NOT REPORTED.   | 100     | DON'T KNOW.   | -       |
| 3-OR-MORE-PERSON HOUSEHOLDS   | 62 200  | NOT REPORTED.   | -       |
| NO BEDROOMS USED BY 3 PERSONS OR MORE                                       | 56 000  | EXTERMINATOR SERVICE  |         |
| BEDROOMS USED BY 3 PERSONS OR MORE.   | 5 700   | OWNER OCCUPIED.   | 122 000 |
| 1   | 5 700   | OCCUPIED 3 MONTHS OR LONGER   | 120 700 |
| 2 OR MORE   | -       | NO SIGNS OF MICE OR RATS.   | 108 900 |
| BEDROOMS USED BY PERSONS 13 YEARS OF AGE OR OLDER.                          | 4 400   | WITH SIGNS OF MICE OR RATS.   | 11 300  |
| NO BEDROOMS USED BY PERSONS 13 YEARS OF AGE OR OLDER                        | 1 200   | REGULAR EXTERMINATION SERVICE   | 1 700   |
| NOT REPORTED.   | 200     | IRREGULAR EXTERMINATION SERVICE   | 2 900   |
| NO BEDROOMS   | -       | NO EXTERMINATION SERVICE.   | 6 400   |
| NOT REPORTED.   | 500     | NOT REPORTED.   | 200     |
| 1- AND 2-PERSON HOUSEHOLDS.   | 59 800  | NOT REPORTED.   | 500     |
| RENTER OCCUPIED   | 146 700 | OCCUPIED LESS THAN 3 MONTHS   | 1 300   |
| NONE AND 1.   | 51 000  | RENTER OCCUPIED   | 146 700 |
| 2 OR MORE   | 114 700 | OCCUPIED 3 MONTHS OR LONGER   | 135 900 |
| NONE LACKING PRIVACY  | 98 900  | NO SIGNS OF MICE OR RATS.   | 100 600 |
| 1 OR MORE LACKING PRIVACY   | 15 600  | WITH SIGNS OF MICE OR RATS.   | 34 800  |
| PRIVACY NOT REPORTED.   | 100     | REGULAR EXTERMINATION SERVICE   | 2 900   |
| 3-OR-MORE-PERSON HOUSEHOLDS   | 62 200  | IRREGULAR EXTERMINATION SERVICE   | 8 300   |
| NO BEDROOMS USED BY 3 PERSONS OR MORE                                       | 56 000  | NO EXTERMINATION SERVICE.   | 23 300  |
| BEDROOMS USED BY 3 PERSONS OR MORE.   | 5 700   | NOT REPORTED.   | 300     |
| 1   | 5 700   | NOT REPORTED.   | 500     |
| 2 OR MORE   | -       | OCCUPIED LESS THAN 3 MONTHS   | 10 800  |
| BEDROOMS USED BY PERSONS 13 YEARS OF AGE OR OLDER.                          | 4 400   |   |         |
| NO BEDROOMS USED BY PERSONS 13 YEARS OF AGE OR OLDER                        | 1 200   |   |         |
| NOT REPORTED.   | 200     |   |         |
| NO BEDROOMS   | -       |   |         |
| NOT REPORTED.   | 500     |   |         |
| 1- AND 2-PERSON HOUSEHOLDS.   | 59 800  |   |         |
| CONDITION OF KITCHEN FACILITIES   |         |   |         |
| OWNER OCCUPIED.   | 122 000 |   |         |
| WITH COMPLETE KITCHEN FACILITIES.   | 122 000 |   |         |
| ALL USABLE.   | 121 200 |   |         |
| 1 OR MORE NOT USABLE.   | 600     |   |         |
| NOT REPORTED.   | 200     |   |         |
| LACKING COMPLETE KITCHEN FACILITIES   | -       |   |         |



TABLE B-2. SELECTED STRUCTURAL CHARACTERISTICS BY DEFICIENCIES FOR OWNER AND RENTER OCCUPIED HOUSING UNITS: 1976  
 (DATA BASED ON SAMPLE, SEE TEXT. FOR MINIMUM BASE FOR DERIVED FIGURES (PERCENT, MEDIAN, ETC.) AND MEANING OF SYMBOLS, SEE TEXT)

| STANDARD METROPOLITAN STATISTICAL AREA<br>BALTIMORE, MD.<br>IN CENTRAL CITY | TOTAL   | STANDARD METROPOLITAN STATISTICAL AREA<br>BALTIMORE, MD.<br>IN CENTRAL CITY | TOTAL   |
|---|---------|---|---------|
| 1-UNIT STRUCTURES INCLUDING MOBILE HOMES<br>OR TRAILERS. . . . .            | 172 000 | ALL OCCUPIED HOUSING UNITS--CONTINUED                                       |         |
| 2 OR MORE UNITS IN STRUCTURE. . . . .                                       | 96 600  | ELECTRIC WALL OUTLETS   |         |
| COMMON STAIRWAYS  |         | OWNER OCCUPIED. . . . .   | 122 000 |
| OWNER OCCUPIED. . . . .   | 8 100   | WITH WORKING OUTLETS IN EACH ROOM . . . . .                                 | 116 900 |
| WITH COMMON STAIRWAYS . . . . .   | 6 000   | LACKING WORKING OUTLETS IN SOME OR ALL ROOMS. . . . .                       | 5 100   |
| NO LOOSE STEPS. . . . .   | 4 600   | NOT REPORTED. . . . .   | -       |
| RAILINGS NOT LOOSE. . . . .   | 4 200   | RENTER OCCUPIED . . . . .   | 146 700 |
| RAILINGS LOOSE. . . . .   | -       | WITH WORKING OUTLETS IN EACH ROOM . . . . .                                 | 134 800 |
| NO RAILINGS . . . . .   | 400     | LACKING WORKING OUTLETS IN SOME OR ALL ROOMS. . . . .                       | 11 900  |
| RAILINGS NOT REPORTED . . . . .   | -       | NOT REPORTED. . . . .   | -       |
| LOOSE STEPS . . . . .   | 500     |   |         |
| RAILINGS NOT LOOSE. . . . .   | 300     | BASEMENT  |         |
| RAILINGS LOOSE. . . . .   | 200     | OWNER OCCUPIED. . . . .   | 122 000 |
| NO RAILINGS . . . . .   | -       | WITH BASEMENT . . . . .   | 115 600 |
| RAILINGS NOT REPORTED . . . . .   | 1 000   | NO WATER LEAKAGE. . . . .   | 100 200 |
| STEPS NOT REPORTED. . . . .   | 2 100   | WITH WATER LEAKAGE. . . . .   | 14 300  |
| NO COMMON STAIRWAYS . . . . .   | -       | DON'T KNOW. . . . .   | 1 000   |
|   |         | NOT REPORTED. . . . .   | 200     |
| RENTER OCCUPIED . . . . .   | 88 500  | NO BASEMENT . . . . .   | 6 300   |
| WITH COMMON STAIRWAYS . . . . .   | 75 300  |   |         |
| NO LOOSE STEPS. . . . .   | 65 700  | RENTER OCCUPIED . . . . .   | 146 700 |
| RAILINGS NOT LOOSE. . . . .   | 60 000  | WITH BASEMENT . . . . .   | 121 900 |
| RAILINGS LOOSE. . . . .   | 2 700   | NO WATER LEAKAGE. . . . .   | 69 100  |
| NO RAILINGS . . . . .   | 2 200   | WITH WATER LEAKAGE. . . . .   | 16 300  |
| RAILINGS NOT REPORTED . . . . .   | 600     | DON'T KNOW. . . . .   | 36 100  |
| LOOSE STEPS . . . . .   | 4 300   | NOT REPORTED. . . . .   | 500     |
| RAILINGS NOT LOOSE. . . . .   | 2 700   | NO BASEMENT . . . . .   | 24 800  |
| RAILINGS LOOSE. . . . .   | 1 100   |   |         |
| NO RAILINGS . . . . .   | 500     | ROOF  |         |
| RAILINGS NOT REPORTED . . . . .   | 5 300   | OWNER OCCUPIED. . . . .   | 122 000 |
| STEPS NOT REPORTED. . . . .   | 13 200  | NO WATER LEAKAGE. . . . .   | 111 900 |
| NO COMMON STAIRWAYS . . . . .   | -       | WITH WATER LEAKAGE. . . . .   | 9 400   |
|   |         | DON'T KNOW. . . . .   | 500     |
| LIGHT FIXTURES IN PUBLIC HALLS  |         | NOT REPORTED. . . . .   | 100     |
| OWNER OCCUPIED. . . . .   | 8 100   | RENTER OCCUPIED . . . . .   | 146 700 |
| WITH PUBLIC HALLS . . . . .   | 3 400   | NO WATER LEAKAGE. . . . .   | 107 500 |
| WITH LIGHT FIXTURES . . . . .   | 3 400   | WITH WATER LEAKAGE. . . . .   | 20 900  |
| ALL WORKING . . . . .   | 3 200   | DON'T KNOW. . . . .   | 18 300  |
| SOME WORKING. . . . .   | -       | NOT REPORTED. . . . .   | -       |
| NONE WORKING. . . . .   | 200     |   |         |
| NOT REPORTED. . . . .   | -       | INTERIOR CEILINGS AND WALLS   |         |
| NO LIGHT FIXTURES . . . . .   | 3 700   | OWNER OCCUPIED. . . . .   | 122 000 |
| NO PUBLIC HALLS . . . . .   | 1 000   | OPEN CRACKS OR HOLES:   |         |
| NOT REPORTED. . . . .   | -       | NO OPEN CRACKS OR HOLES . . . . .   | 115 500 |
| RENTER OCCUPIED . . . . .   | 88 500  | WITH OPEN CRACKS OR HOLES . . . . .   | 6 400   |
| WITH PUBLIC HALLS . . . . .   | 70 200  | NOT REPORTED. . . . .   | -       |
| WITH LIGHT FIXTURES . . . . .   | 68 900  | BROKEN PLASTER:   |         |
| ALL WORKING . . . . .   | 63 600  | NO BROKEN PLASTER . . . . .   | 117 100 |
| SOME WORKING. . . . .   | 4 200   | WITH BROKEN PLASTER . . . . .   | 4 700   |
| NONE WORKING. . . . .   | 1 000   | NOT REPORTED. . . . .   | 200     |
| NOT REPORTED. . . . .   | 200     | PEELING PAINT:  |         |
| NO LIGHT FIXTURES . . . . .   | 1 300   | NO PEELING PAINT. . . . .   | 116 400 |
| NO PUBLIC HALLS . . . . .   | 13 300  | WITH PEELING PAINT. . . . .   | 5 200   |
| NOT REPORTED. . . . .   | 5 000   | NOT REPORTED. . . . .   | 300     |
|   |         |   |         |
| STORIES BETWEEN MAIN AND APARTMENT ENTRANCES                                |         | RENTER OCCUPIED . . . . .   | 146 700 |
| NONE (ON SAME FLOOR) . . . . .  | 28 800  | OPEN CRACKS OR HOLES:   |         |
| 1 (UP OR DOWN) . . . . .  | 37 000  | NO OPEN CRACKS OR HOLES . . . . .   | 112 300 |
| 2 OR MORE (UP OR DOWN) . . . . .  | 26 200  | WITH OPEN CRACKS OR HOLES . . . . .   | 34 100  |
| NOT REPORTED. . . . .   | 4 700   | NOT REPORTED. . . . .   | 300     |
|   |         | BROKEN PLASTER:   |         |
| ALL OCCUPIED HOUSING UNITS. . . . .   | 268 600 | NO BROKEN PLASTER . . . . .   | 126 800 |
|   |         | WITH BROKEN PLASTER . . . . .   | 19 900  |
| ELECTRIC WIRING   |         | NOT REPORTED. . . . .   | -       |
| OWNER OCCUPIED. . . . .   | 122 000 | PEELING PAINT:  |         |
| ALL WIRING CONCEALED IN WALLS OR METAL COVERING . . . . .                   | 120 800 | NO PEELING PAINT. . . . .   | 129 500 |
| SOME OR ALL WIRING EXPOSED. . . . .   | 1 100   | WITH PEELING PAINT. . . . .   | 17 200  |
| NOT REPORTED. . . . .   | -       | NOT REPORTED. . . . .   | -       |
| RENTER OCCUPIED . . . . .   | 146 700 |   |         |
| ALL WIRING CONCEALED IN WALLS OR METAL COVERING . . . . .                   | 140 900 |   |         |
| SOME OR ALL WIRING EXPOSED. . . . .   | 5 800   |   |         |
| NOT REPORTED. . . . .   | -       |   |         |

TABLE B-2. SELECTED STRUCTURAL CHARACTERISTICS BY DEFICIENCIES FOR OWNER AND RENTER OCCUPIED HOUSING UNITS: 1976--CONTINUED  
 (DATA BASED ON SAMPLE, SEE TEXT. FOR MINIMUM BASE FOR DERIVED FIGURES (PERCENT, MEDIAN, ETC.) AND MEANING OF SYMBOLS, SEE TEXT)

| STANDARD METROPOLITAN STATISTICAL AREA<br>BALTIMORE, MD.<br>IN CENTRAL CITY | TOTAL   | STANDARD METROPOLITAN STATISTICAL AREA<br>BALTIMORE, MD.<br>IN CENTRAL CITY | TOTAL   |
|---|---------|---|---------|
| ALL OCCUPIED HOUSING UNITS--CONTINUED                                       |         | ALL OCCUPIED HOUSING UNITS--CONTINUED                                       |         |
| INTERIOR FLOORS   |         | SELECTED STRUCTURAL DEFICIENCIES AND<br>WISH TO MOVE--CONTINUED             |         |
| OWNER OCCUPIED . . . . .  |         | RENTER OCCUPIED . . . . .   | 146 700 |
| NO HOLES IN FLOOR . . . . .   | 122 000 | WITH STRUCTURAL DEFICIENCIES . . . . .                                      | 61 100  |
| WITH HOLES IN FLOOR . . . . .   | 120 200 | HOUSEHOLD WOULD LIKE TO MOVE . . . . .                                      | 20 100  |
| NOT REPORTED . . . . .  | 1 800   | BECAUSE OF 1 CONDITION . . . . .  | 3 700   |
|   | -       | BECAUSE OF 2 CONDITIONS . . . . .   | 5 700   |
| RENTER OCCUPIED . . . . .   |         | BECAUSE OF 3 OR MORE CONDITIONS . . . . .                                   | 10 800  |
| NO HOLES IN FLOOR . . . . .   | 146 700 | HOUSEHOLD WOULD NOT LIKE TO MOVE . . . . .                                  | 39 000  |
| WITH HOLES IN FLOOR . . . . .   | 133 200 | NOT REPORTED . . . . .  | 2 000   |
| NOT REPORTED . . . . .  | 12 800  | NO STRUCTURAL DEFICIENCIES . . . . .  | 85 600  |
|   | 600     | NOT REPORTED . . . . .  | -       |
| SELECTED STRUCTURAL DEFICIENCIES AND<br>WISH TO MOVE                        |         | OVERALL OPINION OF STRUCTURE  |         |
| OWNER OCCUPIED . . . . .  |         | OWNER OCCUPIED . . . . .  | 122 000 |
| WITH STRUCTURAL DEFICIENCIES . . . . .                                      | 122 000 | EXCELLENT . . . . .   | 44 500  |
| HOUSEHOLD WOULD LIKE TO MOVE . . . . .                                      | 29 800  | GOOD . . . . .  | 60 000  |
| BECAUSE OF 1 CONDITION . . . . .  | 800     | FAIR . . . . .  | 15 900  |
| BECAUSE OF 2 CONDITIONS . . . . .   | 500     | POOR . . . . .  | 1 100   |
| BECAUSE OF 3 OR MORE CONDITIONS . . . . .                                   | 200     | NOT REPORTED . . . . .  | 500     |
| HOUSEHOLD WOULD NOT LIKE TO MOVE . . . . .                                  | 200     | RENTER OCCUPIED . . . . .   | 146 700 |
| NOT REPORTED . . . . .  | 28 200  | EXCELLENT . . . . .   | 25 100  |
| NO STRUCTURAL DEFICIENCIES . . . . .  | 800     | GOOD . . . . .  | 55 500  |
| NOT REPORTED . . . . .  | 92 200  | FAIR . . . . .  | 49 700  |
|   | -       | POOR . . . . .  | 15 800  |
|   |         | NOT REPORTED . . . . .  | 600     |

TABLE B-3. FAILURES IN PLUMBING FACILITIES AND EQUIPMENT FOR OWNER AND RENTER OCCUPIED HOUSING UNITS: 1976

(DATA BASED ON SAMPLE, SEE TEXT. FOR MINIMUM BASE FOR DERIVED FIGURES (PERCENT, MEDIAN, ETC.) AND MEANING OF SYMBOLS, SEE TEXT)

| STANDARD METROPOLITAN STATISTICAL AREA<br>BALTIMORE, MD.<br>IN CENTRAL CITY | TOTAL   | STANDARD METROPOLITAN STATISTICAL AREA<br>BALTIMORE, MD.<br>IN CENTRAL CITY | TOTAL   |
|---|---------|---|---------|
| UNITS OCCUPIED 3 MONTHS OR LONGER . . . . .                                 | 256 600 | UNITS OCCUPIED 3 MONTHS OR LONGER--CON.                                     |         |
| WATER SUPPLY  |         | FLUSH TOILET--CONTINUED   |         |
| OWNER OCCUPIED . . . . .  | 120 700 | RENTER OCCUPIED . . . . .   | 135 900 |
| WITH PIPED WATER INSIDE STRUCTURE . . . . .                                 | 120 700 | WITH ALL PLUMBING FACILITIES . . . . .                                      | 134 500 |
| NO BREAKDOWNS . . . . .   | 117 100 | WITH ONLY 1 FLUSH TOILET . . . . .  | 114 700 |
| WITH BREAKDOWNS . . . . .   | 2 800   | NO BREAKDOWNS IN FLUSH TOILET . . . . .                                     | 108 200 |
| UNUSABLE 6 CONSECUTIVE HOURS OR LONGER:                                     |         | WITH BREAKDOWNS IN FLUSH TOILET . . . . .                                   | 6 300   |
| 1 TIME . . . . .  | 2 100   | UNUSABLE 6 CONSECUTIVE HOURS OR LONGER:                                     | 4 500   |
| 2 TIMES . . . . .   | 400     | 1 TIME . . . . .  | 600     |
| 3 TIMES OR MORE . . . . .   | 300     | 2 TIMES . . . . .   | 700     |
| NOT REPORTED . . . . .  | -       | 3 TIMES . . . . .   | 500     |
| DON'T KNOW . . . . .  | 200     | 4 TIMES OR MORE . . . . .   | -       |
| NOT REPORTED . . . . .  | 600     | NOT REPORTED . . . . .  | 300     |
| REASON FOR BREAKDOWN:   |         | NOT REPORTED . . . . .  | 300     |
| PROBLEMS INSIDE BUILDING . . . . .  | 1 100   | REASON FOR BREAKDOWN:   | 4 500   |
| PROBLEMS OUTSIDE BUILDING . . . . .   | 1 500   | PROBLEMS INSIDE BUILDING . . . . .  | 1 400   |
| NOT REPORTED . . . . .  | 200     | PROBLEMS OUTSIDE BUILDING . . . . .   | 300     |
| NO PIPED WATER INSIDE STRUCTURE . . . . .                                   | -       | NOT REPORTED . . . . .  | 1 400   |
| RENTER OCCUPIED . . . . .   | 135 900 | LACKING SOME OR ALL PLUMBING FACILITIES . . . . .                           | 1 400   |
| WITH PIPED WATER INSIDE STRUCTURE . . . . .                                 | 135 900 | ELECTRIC FUSE BLOWOUTS  |         |
| NO BREAKDOWNS . . . . .   | 127 600 | OWNER OCCUPIED . . . . .  | 120 700 |
| WITH BREAKDOWNS . . . . .   | 7 200   | NO FUSE OR SWITCH BLOWOUTS . . . . .  | 107 000 |
| UNUSABLE 6 CONSECUTIVE HOURS OR LONGER:                                     |         | WITH FUSE OR SWITCH BLOWOUTS . . . . .                                      | 13 200  |
| 1 TIME . . . . .  | 4 300   | 1 TIME . . . . .  | 7 900   |
| 2 TIMES . . . . .   | 2 000   | 2 TIMES . . . . .   | 3 100   |
| 3 TIMES OR MORE . . . . .   | 1 000   | 3 TIMES OR MORE . . . . .   | 1 700   |
| NOT REPORTED . . . . .  | -       | NOT REPORTED . . . . .  | 500     |
| DON'T KNOW . . . . .  | 500     | DON'T KNOW . . . . .  | 500     |
| NOT REPORTED . . . . .  | 600     | NOT REPORTED . . . . .  | -       |
| REASON FOR BREAKDOWN:   |         | RENTER OCCUPIED . . . . .   | 135 900 |
| PROBLEMS INSIDE BUILDING . . . . .  | 3 700   | NO FUSE OR SWITCH BLOWOUTS . . . . .  | 113 700 |
| PROBLEMS OUTSIDE BUILDING . . . . .   | 3 400   | WITH FUSE OR SWITCH BLOWOUTS . . . . .                                      | 21 100  |
| NOT REPORTED . . . . .  | 200     | 1 TIME . . . . .  | 12 000  |
| NO PIPED WATER INSIDE STRUCTURE . . . . .                                   | -       | 2 TIMES . . . . .   | 3 100   |
| SEWAGE DISPOSAL   |         | 3 TIMES OR MORE . . . . .   | 5 300   |
| OWNER OCCUPIED . . . . .  | 120 700 | NOT REPORTED . . . . .  | 800     |
| WITH PUBLIC SEWER, SEPTIC TANK, OR CESSPOOL . . . . .                       | 120 700 | DON'T KNOW . . . . .  | 800     |
| NO BREAKDOWNS . . . . .   | 118 500 | NOT REPORTED . . . . .  | 300     |
| WITH BREAKDOWNS . . . . .   | 800     | UNITS OCCUPIED LAST WINTER . . . . .  |         |
| UNUSABLE 6 CONSECUTIVE HOURS OR LONGER:                                     |         | HEATING EQUIPMENT   |         |
| 1 TIME . . . . .  | 800     | OWNER OCCUPIED . . . . .  | 119 200 |
| 2 TIMES . . . . .   | -       | WITH HEATING EQUIPMENT . . . . .  | 119 200 |
| 3 TIMES OR MORE . . . . .   | -       | NO BREAKDOWNS . . . . .   | 110 200 |
| NOT REPORTED . . . . .  | -       | WITH BREAKDOWNS . . . . .   | 8 500   |
| DON'T KNOW . . . . .  | 200     | 1 TIME . . . . .  | 6 300   |
| NOT REPORTED . . . . .  | 1 200   | 2 TIMES . . . . .   | 1 800   |
| WITH CHEMICAL TOILET, PRIVY, OR OTHER MEANS . . . . .                       | -       | 3 TIMES . . . . .   | -       |
| RENTER OCCUPIED . . . . .   | 135 900 | 4 TIMES OR MORE . . . . .   | 200     |
| WITH PUBLIC SEWER, SEPTIC TANK, OR CESSPOOL . . . . .                       | 135 900 | NOT REPORTED . . . . .  | 300     |
| NO BREAKDOWNS . . . . .   | 133 200 | NOT REPORTED . . . . .  | 500     |
| WITH BREAKDOWNS . . . . .   | 1 900   | NO HEATING EQUIPMENT . . . . .  | -       |
| UNUSABLE 6 CONSECUTIVE HOURS OR LONGER:                                     |         | RENTER OCCUPIED . . . . .   | 124 400 |
| 1 TIME . . . . .  | 1 600   | WITH HEATING EQUIPMENT . . . . .  | 124 000 |
| 2 TIMES . . . . .   | -       | NO BREAKDOWNS . . . . .   | 102 400 |
| 3 TIMES OR MORE . . . . .   | 300     | WITH BREAKDOWNS . . . . .   | 18 800  |
| NOT REPORTED . . . . .  | -       | 1 TIME . . . . .  | 9 700   |
| DON'T KNOW . . . . .  | -       | 2 TIMES . . . . .   | 4 200   |
| NOT REPORTED . . . . .  | 800     | 3 TIMES . . . . .   | 1 800   |
| WITH CHEMICAL TOILET, PRIVY, OR OTHER MEANS . . . . .                       | -       | 4 TIMES OR MORE . . . . .   | 2 900   |
| FLUSH TOILET  |         | NOT REPORTED . . . . .  | 200     |
| OWNER OCCUPIED . . . . .  | 120 700 | NOT REPORTED . . . . .  | 2 900   |
| WITH ALL PLUMBING FACILITIES . . . . .                                      | 120 500 | NO HEATING EQUIPMENT . . . . .  | 300     |
| WITH ONLY 1 FLUSH TOILET . . . . .  | 56 100  | INSUFFICIENT HEAT   |         |
| NO BREAKDOWNS IN FLUSH TOILET . . . . .                                     | 55 000  | ADDITIONAL HEAT SOURCE:   |         |
| WITH BREAKDOWNS IN FLUSH TOILET . . . . .                                   | 900     | OWNER OCCUPIED . . . . .  | 119 200 |
| UNUSABLE 6 CONSECUTIVE HOURS OR LONGER:                                     |         | WITH SPECIFIED HEATING EQUIPMENT <sup>1</sup> . . . . .                     | 118 200 |
| 1 TIME . . . . .  | 800     | NO ADDITIONAL HEAT SOURCE USED . . . . .                                    | 109 500 |
| 2 TIMES . . . . .   | -       | USED KITCHEN STOVE, FIREPLACE, OR PORTABLE HEATER . . . . .                 | 8 400   |
| 3 TIMES . . . . .   | 200     | NOT REPORTED . . . . .  | 300     |
| 4 TIMES OR MORE . . . . .   | -       | LACKING SPECIFIED HEATING EQUIPMENT OR NONE . . . . .                       | 1 000   |
| NOT REPORTED . . . . .  | -       | RENTER OCCUPIED . . . . .   | 124 400 |
| NOT REPORTED . . . . .  | 200     | WITH SPECIFIED HEATING EQUIPMENT <sup>1</sup> . . . . .                     | 120 900 |
| REASON FOR BREAKDOWN:   |         | NO ADDITIONAL HEAT SOURCE USED . . . . .                                    | 89 000  |
| PROBLEMS INSIDE BUILDING . . . . .  | 200     | USED KITCHEN STOVE, FIREPLACE, OR PORTABLE HEATER . . . . .                 | 29 200  |
| PROBLEMS OUTSIDE BUILDING . . . . .   | 800     | NOT REPORTED . . . . .  | 2 700   |
| NOT REPORTED . . . . .  | -       | LACKING SPECIFIED HEATING EQUIPMENT OR NONE . . . . .                       | 3 500   |
| LACKING SOME OR ALL PLUMBING FACILITIES . . . . .                           | 200     |   |         |

<sup>1</sup>EXCLUDES ROOM HEATERS WITHOUT FLUE OR VENT, FIREPLACES, STOVES, AND PORTABLE HEATERS.

TABLE B-3. FAILURES IN PLUMBING FACILITIES AND EQUIPMENT FOR OWNER AND RENTER OCCUPIED HOUSING UNITS: 1976--CONTINUED  
 (DATA BASED ON SAMPLE, SEE TEXT. FOR MINIMUM BASE FOR DERIVED FIGURES (PERCENT, MEDIAN, ETC.) AND MEANING OF SYMBOLS, SEE TEXT)

| STANDARD METROPOLITAN STATISTICAL AREA<br>BALTIMORE, MD.<br>IN CENTRAL CITY | TOTAL   | STANDARD METROPOLITAN STATISTICAL AREA<br>BALTIMORE, MD.<br>IN CENTRAL CITY | TOTAL   |
|---|---------|---|---------|
| UNITS OCCUPIED LAST WINTER--CONTINUED                                       |         | UNITS OCCUPIED LAST WINTER--CONTINUED                                       |         |
| INSUFFICIENT HEAT--CONTINUED  |         | INSUFFICIENT HEAT--CONTINUED  |         |
| ROOMS LACKING SPECIFIED HEAT SOURCE:  |         | CLOSURE OF ROOMS:   |         |
| OWNER OCCUPIED . . . . .  | 119 200 | OWNER OCCUPIED . . . . .  | 119 200 |
| WITH SPECIFIED HEATING EQUIPMENT <sup>1</sup> . . . . .                     | 118 200 | WITH HEATING EQUIPMENT . . . . .  | 119 200 |
| NO ROOMS LACKING AIR DUCTS, REGISTERS, RADIATORS,<br>OR HEATERS . . . . .   | 98 900  | NO ROOMS CLOSED . . . . .   | 115 000 |
| ROOMS LACKING AIR DUCTS, REGISTERS, RADIATORS,<br>OR HEATERS . . . . .      | 19 300  | CLOSED CERTAIN ROOMS . . . . .  | 3 600   |
| 1 ROOM . . . . .  | 10 500  | LIVING ROOM ONLY . . . . .  | -       |
| 2 ROOMS . . . . .   | 4 300   | DINING ROOM ONLY . . . . .  | -       |
| 3 ROOMS OR MORE . . . . .   | 4 500   | 1 OR MORE BEDROOMS ONLY . . . . .   | 1 800   |
| NOT REPORTED . . . . .  | -       | OTHER ROOMS OR COMBINATION . . . . .  | 1 000   |
| LACKING SPECIFIED HEATING EQUIPMENT OR NONE . . . . .                       | 1 000   | NOT REPORTED . . . . .  | 800     |
|   |         | NO HEATING EQUIPMENT . . . . .  | 700     |
|   |         |   | -       |
| RENTER OCCUPIED . . . . .   | 124 400 | RENTER OCCUPIED . . . . .   | 124 400 |
| WITH SPECIFIED HEATING EQUIPMENT <sup>1</sup> . . . . .                     | 120 900 | WITH HEATING EQUIPMENT . . . . .  | 124 000 |
| NO ROOMS LACKING AIR DUCTS, REGISTERS, RADIATORS,<br>OR HEATERS . . . . .   | 104 300 | NO ROOMS CLOSED . . . . .   | 111 100 |
| ROOMS LACKING AIR DUCTS, REGISTERS, RADIATORS,<br>OR HEATERS . . . . .      | 16 200  | CLOSED CERTAIN ROOMS . . . . .  | 9 800   |
| 1 ROOM . . . . .  | 10 400  | LIVING ROOM ONLY . . . . .  | 2 100   |
| 2 ROOMS . . . . .   | 3 000   | DINING ROOM ONLY . . . . .  | 200     |
| 3 ROOMS OR MORE . . . . .   | 2 700   | 1 OR MORE BEDROOMS ONLY . . . . .   | 4 700   |
| NOT REPORTED . . . . .  | 500     | OTHER ROOMS OR COMBINATION . . . . .  | 2 400   |
| LACKING SPECIFIED HEATING EQUIPMENT OR NONE . . . . .                       | 3 500   | NOT REPORTED . . . . .  | 300     |
|   |         | NO HEATING EQUIPMENT . . . . .  | 3 200   |
|   |         |   | 300     |

<sup>1</sup>EXCLUDES ROOM HEATERS WITHOUT FLUE OR VENT, FIREPLACES, STOVES, AND PORTABLE HEATERS.

TABLE B-4. SELECTED NEIGHBORHOOD CHARACTERISTICS FOR OWNER AND RENTER OCCUPIED HOUSING UNITS: 1976

(DATA BASED ON SAMPLE, SEE TEXT. FOR MINIMUM BASE FOR DERIVED FIGURES (PERCENT, MEDIAN, ETC.) AND MEANING OF SYMBOLS, SEE TEXT)

| STANDARD METROPOLITAN STATISTICAL AREA<br>BALTIMORE, MD.<br>IN CENTRAL CITY | TOTAL   | STANDARD METROPOLITAN STATISTICAL AREA<br>BALTIMORE, MD.<br>IN CENTRAL CITY | TOTAL   |
|---|---------|---|---------|
| <b>NEIGHBORHOOD CONDITIONS</b>  |         | <b>NEIGHBORHOOD SERVICES</b>  |         |
| OWNER OCCUPIED . . . . .  | 122 000 | OWNER OCCUPIED . . . . .  | 122 000 |
| NO UNDESIRABLE CONDITIONS . . . . .   | 28 000  | ADEQUATE NEIGHBORHOOD SERVICES . . . . .                                    | 86 400  |
| UNDESIRABLE CONDITIONS <sup>1</sup> . . . . .                               | 93 600  | INADEQUATE NEIGHBORHOOD SERVICES <sup>2</sup> . . . . .                     | 35 300  |
| AIRPLANE NOISE . . . . .  | 13 700  | PUBLIC TRANSPORTATION . . . . .   | 6 500   |
| STREET NOISE . . . . .  | 49 300  | SCHOOLS . . . . .   | 5 900   |
| HEAVY TRAFFIC . . . . .   | 47 000  | SHOPPING . . . . .  | 14 600  |
| STREETS NEED REPAIR . . . . .   | 19 700  | POLICE PROTECTION . . . . .   | 9 900   |
| ROADS IMPASSABLE . . . . .  | 23 300  | FIRE PROTECTION . . . . .   | 600     |
| POOR STREET LIGHTING . . . . .  | 6 700   | HOSPITALS OR HEALTH CLINICS . . . . .                                       | 11 000  |
| CRIME . . . . .   | 28 400  | DON'T KNOW . . . . .  | -       |
| LITTER . . . . .  | 31 200  | NOT REPORTED . . . . .  | 300     |
| ABANDONED BUILDINGS . . . . .   | 12 900  |   |         |
| HOUSING IN RUNDOWN CONDITION . . . . .                                      | 19 000  | RENTER OCCUPIED . . . . .   | 146 700 |
| COMMERCIAL OR INDUSTRIAL BUSINESS . . . . .                                 | 25 800  | ADEQUATE NEIGHBORHOOD SERVICES . . . . .                                    | 103 400 |
| ODORS . . . . .   | 19 000  | INADEQUATE NEIGHBORHOOD SERVICES <sup>3</sup> . . . . .                     | 43 100  |
| NOT REPORTED . . . . .  | 300     | PUBLIC TRANSPORTATION . . . . .   | 10 000  |
|   |         | SCHOOLS . . . . .   | 5 600   |
|   |         | SHOPPING . . . . .  | 19 200  |
|   |         | POLICE PROTECTION . . . . .   | 12 800  |
|   |         | FIRE PROTECTION . . . . .   | 2 600   |
|   |         | HOSPITALS OR HEALTH CLINICS . . . . .                                       | 11 200  |
|   |         | DON'T KNOW . . . . .  | -       |
|   |         | NOT REPORTED . . . . .  | 200     |
|   |         |   |         |
|   |         | <b>NEIGHBORHOOD SERVICES AND WISH TO MOVE<sup>4</sup></b>                   |         |
|   |         | OWNER OCCUPIED . . . . .  | 122 000 |
|   |         | WITH INADEQUATE SERVICE . . . . .   | 35 300  |
|   |         | HOUSEHOLD WOULD LIKE TO MOVE <sup>5</sup> . . . . .                         | 5 300   |
|   |         | BECAUSE OF PUBLIC TRANSPORTATION . . . . .                                  | 500     |
|   |         | BECAUSE OF SCHOOLS . . . . .  | 2 100   |
|   |         | BECAUSE OF SHOPPING . . . . .   | 1 600   |
|   |         | BECAUSE OF POLICE PROTECTION . . . . .                                      | 2 400   |
|   |         | BECAUSE OF FIRE PROTECTION . . . . .  | -       |
|   |         | BECAUSE OF HOSPITALS OR HEALTH CLINICS . . . . .                            | 1 000   |
|   |         | HOUSEHOLD WOULD NOT LIKE TO MOVE . . . . .                                  | 28 300  |
|   |         | NOT REPORTED . . . . .  | 1 600   |
|   |         | WITH ADEQUATE SERVICE . . . . .   | 86 400  |
|   |         | NOT REPORTED . . . . .  | 300     |
|   |         |   |         |
|   |         | RENTER OCCUPIED . . . . .   | 146 700 |
|   |         | WITH INADEQUATE SERVICE . . . . .   | 43 100  |
|   |         | HOUSEHOLD WOULD LIKE TO MOVE <sup>5</sup> . . . . .                         | 15 000  |
|   |         | BECAUSE OF PUBLIC TRANSPORTATION . . . . .                                  | 2 100   |
|   |         | BECAUSE OF SCHOOLS . . . . .  | 3 000   |
|   |         | BECAUSE OF SHOPPING . . . . .   | 5 800   |
|   |         | BECAUSE OF POLICE PROTECTION . . . . .                                      | 6 000   |
|   |         | BECAUSE OF FIRE PROTECTION . . . . .  | 1 300   |
|   |         | BECAUSE OF HOSPITALS OR HEALTH CLINICS . . . . .                            | 2 900   |
|   |         | HOUSEHOLD WOULD NOT LIKE TO MOVE . . . . .                                  | 26 700  |
|   |         | NOT REPORTED . . . . .  | 1 400   |
|   |         | WITH ADEQUATE SERVICE . . . . .   | 103 400 |
|   |         | NOT REPORTED . . . . .  | 200     |
|   |         |   |         |
|   |         | <b>OVERALL OPINION OF NEIGHBORHOOD</b>                                      |         |
|   |         | OWNER OCCUPIED . . . . .  | 122 000 |
|   |         | EXCELLENT . . . . .   | 31 900  |
|   |         | GOOD . . . . .  | 56 700  |
|   |         | FAIR . . . . .  | 28 500  |
|   |         | POOR . . . . .  | 4 300   |
|   |         | NOT REPORTED . . . . .  | 600     |
|   |         |   |         |
|   |         | RENTER OCCUPIED . . . . .   | 146 700 |
|   |         | HOUSEHOLD WOULD LIKE TO MOVE . . . . .                                      | 18 100  |
|   |         | EXCELLENT . . . . .   | 1 600   |
|   |         | GOOD . . . . .  | 4 300   |
|   |         | FAIR . . . . .  | 9 300   |
|   |         | POOR . . . . .  | 2 800   |
|   |         | NOT REPORTED . . . . .  | -       |
|   |         |   |         |
|   |         | HOUSEHOLD WOULD NOT LIKE TO MOVE . . . . .                                  | 103 500 |
|   |         | EXCELLENT . . . . .   | 30 300  |
|   |         | GOOD . . . . .  | 52 300  |
|   |         | FAIR . . . . .  | 19 200  |
|   |         | POOR . . . . .  | 1 500   |
|   |         | NOT REPORTED . . . . .  | 300     |
|   |         |   |         |
|   |         | NOT REPORTED . . . . .  | 300     |

<sup>1</sup> FIGURES WILL NOT ADD TO TOTAL BECAUSE MORE THAN ONE UNDESIRABLE CONDITION WAS REPORTED FOR THE SAME UNIT.

<sup>2</sup> WISH TO MOVE ONLY RELATES TO RESPONDENTS' OPINION OF SPECIFIC NEIGHBORHOOD CONDITIONS.

<sup>3</sup> FIGURES WILL NOT ADD TO TOTAL BECAUSE MORE THAN ONE INADEQUATE SERVICE WAS REPORTED FOR THE SAME UNIT.

<sup>4</sup> WISH TO MOVE ONLY RELATES TO RESPONDENTS' OPINION OF SPECIFIC SERVICES.

TABLE B-4. SELECTED NEIGHBORHOOD CHARACTERISTICS FOR OWNER AND RENTER OCCUPIED HOUSING UNITS: 1976--CONTINUED  
 (DATA BASED ON SAMPLE, SEE TEXT. FOR MINIMUM BASE FOR DERIVED FIGURES (PERCENT, MEDIAN, ETC.) AND MEANING OF SYMBOLS, SEE TEXT)

| STANDARD METROPOLITAN STATISTICAL AREA<br>BALTIMORE, MD.<br>IN CENTRAL CITY | TOTAL   | STANDARD METROPOLITAN STATISTICAL AREA<br>BALTIMORE, MD.<br>IN CENTRAL CITY | TOTAL   |
|---|---------|---|---------|
| OVERALL OPINION OF NEIGHBORHOOD--CONTINUED                                  |         | OVERALL OPINION OF NEIGHBORHOOD--CONTINUED                                  |         |
| RENTER OCCUPIED   |         | RENTER OCCUPIED--CONTINUED  |         |
| EXCELLENT . . . . .   | 146 700 | HOUSEHOLD WOULD NOT LIKE TO MOVE. . . . .                                   | 114 700 |
| GOOD . . . . .  | 23 400  | EXCELLENT . . . . .   | 22 700  |
| FAIR . . . . .  | 57 200  | GOOD . . . . .  | 52 900  |
| POOR . . . . .  | 53 800  | FAIR . . . . .  | 35 600  |
| NOT REPORTED . . . . .  | 11 900  | POOR . . . . .  | 3 400   |
|   | 500     | NOT REPORTED . . . . .  | 200     |
| HOUSEHOLD WOULD LIKE TO MOVE. . . . .                                       | 31 700  | NOT REPORTED . . . . .  | 300     |
| EXCELLENT . . . . .   | 500     |   |         |
| GOOD . . . . .  | 4 300   |   |         |
| FAIR . . . . .  | 18 200  |   |         |
| POOR . . . . .  | 8 500   |   |         |
| NOT REPORTED . . . . .  | 200     |   |         |

TABLE B-5. OCCUPANCY AND UTILIZATION CHARACTERISTICS AND SERVICES AVAILABLE FOR OWNER AND RENTER OCCUPIED HOUSING UNITS WITH BLACK HOUSEHOLD HEAD: 1976

(DATA BASED ON SAMPLE, SEE TEXT. FOR MINIMUM BASE FOR DERIVED FIGURES (PERCENT, MEDIAN, ETC.) AND MEANING OF SYMBOLS, SEE TEXT)

| STANDARD METROPOLITAN STATISTICAL AREA<br>BALTIMORE, MD.<br>IN CENTRAL CITY | TOTAL  | STANDARD METROPOLITAN STATISTICAL AREA<br>BALTIMORE, MD.<br>IN CENTRAL CITY | TOTAL  |
|---|--------|---|--------|
| <b>DURATION OF OCCUPANCY</b>  |        | <b>CONDITION OF KITCHEN FACILITIES--CONTINUED</b>                           |        |
| OWNER OCCUPIED . . . . .  | 39 600 | RENTER OCCUPIED . . . . .   | 82 200 |
| HOUSEHOLD HEAD LIVED HERE:  |        | WITH COMPLETE KITCHEN FACILITIES . . . . .                                  | 81 300 |
| LESS THAN 3 MONTHS . . . . .  | 700    | ALL USABLE . . . . .  | 79 000 |
| 3 MONTHS OR LONGER . . . . .  | 39 000 | 1 OR MORE NOT USABLE . . . . .  | 2 100  |
| LIVED HERE LAST WINTER . . . . .  | 38 800 | NOT REPORTED . . . . .  | 200    |
|   |        | LACKING COMPLETE KITCHEN FACILITIES . . . . .                               | 1 000  |
| RENTER OCCUPIED . . . . .   | 82 200 | <b>GARBAGE COLLECTION SERVICE</b>   |        |
| HOUSEHOLD HEAD LIVED HERE:  |        | OWNER OCCUPIED . . . . .  | 39 600 |
| LESS THAN 3 MONTHS . . . . .  | 5 000  | WITH SERVICE . . . . .  | 39 600 |
| 3 MONTHS OR LONGER . . . . .  | 77 200 | LESS THAN ONCE A WEEK . . . . .   | -      |
| LIVED HERE LAST WINTER . . . . .  | 69 900 | ONCE A WEEK . . . . .   | 300    |
|   |        | TWICE A WEEK OR MORE . . . . .  | 39 300 |
| <b>BEDROOMS</b>   |        | DON'T KNOW . . . . .  | -      |
| OWNER OCCUPIED . . . . .  | 39 600 | NOT REPORTED . . . . .  | -      |
| NONE AND 1 . . . . .  | 800    | NO SERVICE . . . . .  | -      |
| 2 OR MORE . . . . .   | 38 900 | METHOD OF DISPOSAL:   |        |
| NONE LACKING PRIVACY . . . . .  | 35 100 | INCINERATOR, TRASH CHUTE, OR COMPACTOR . . . . .                            | -      |
| 1 OR MORE LACKING PRIVACY . . . . .   | 3 600  | GARBAGE DISPOSAL . . . . .  | -      |
| PRIVACY NOT REPORTED . . . . .  | 100    | OTHER MEANS . . . . .   | -      |
| 3-OR-MORE-PERSON HOUSEHOLDS . . . . .                                       | 25 300 | NOT REPORTED . . . . .  | -      |
| NO BEDROOMS USED BY 3 PERSONS OR MORE . . . . .                             | 22 300 | DON'T KNOW . . . . .  | -      |
| BEDROOMS USED BY 3 PERSONS OR MORE . . . . .                                | 2 900  | NOT REPORTED . . . . .  | -      |
| 1 . . . . .   | 2 900  |   |        |
| 2 OR MORE . . . . .   | -      | RENTER OCCUPIED . . . . .   | 82 200 |
| BEDROOMS USED BY PERSONS 13 YEARS OF AGE OR OLDER . . . . .                 | 2 400  | WITH SERVICE . . . . .  | 79 900 |
| NO BEDROOMS USED BY PERSONS 13 YEARS OF AGE OR OLDER . . . . .              | 500    | LESS THAN ONCE A WEEK . . . . .   | 800    |
| NOT REPORTED . . . . .  | -      | ONCE A WEEK . . . . .   | 1 100  |
| NO BEDROOMS . . . . .   | -      | TWICE A WEEK OR MORE . . . . .  | 69 600 |
| NOT REPORTED . . . . .  | 100    | DON'T KNOW . . . . .  | 8 200  |
| 1- AND 2-PERSON HOUSEHOLDS . . . . .  | 14 300 | NOT REPORTED . . . . .  | 200    |
|   |        | NO SERVICE . . . . .  | 2 300  |
| RENTER OCCUPIED . . . . .   | 82 200 | METHOD OF DISPOSAL:   |        |
| NONE AND 1 . . . . .  | 21 300 | INCINERATOR, TRASH CHUTE, OR COMPACTOR . . . . .                            | 1 800  |
| 2 OR MORE . . . . .   | 60 900 | GARBAGE DISPOSAL . . . . .  | -      |
| NONE LACKING PRIVACY . . . . .  | 47 700 | OTHER MEANS . . . . .   | 500    |
| 1 OR MORE LACKING PRIVACY . . . . .   | 13 100 | NOT REPORTED . . . . .  | -      |
| PRIVACY NOT REPORTED . . . . .  | 200    | DON'T KNOW . . . . .  | -      |
| 3-OR-MORE-PERSON HOUSEHOLDS . . . . .                                       | 41 500 | NOT REPORTED . . . . .  | -      |
| NO BEDROOMS USED BY 3 PERSONS OR MORE . . . . .                             | 31 700 | <b>EXTERMINATOR SERVICE</b>   |        |
| BEDROOMS USED BY 3 PERSONS OR MORE . . . . .                                | 8 800  | OWNER OCCUPIED . . . . .  | 39 600 |
| 1 . . . . .   | 7 100  | OCCUPIED 3 MONTHS OR LONGER . . . . .                                       | 39 000 |
| 2 OR MORE . . . . .   | 1 800  | NO SIGNS OF MICE OR RATS . . . . .  | 31 900 |
| BEDROOMS USED BY PERSONS 13 YEARS OF AGE OR OLDER . . . . .                 | 6 100  | WITH SIGNS OF MICE OR RATS . . . . .  | 6 900  |
| NO BEDROOMS USED BY PERSONS 13 YEARS OF AGE OR OLDER . . . . .              | 1 900  | REGULAR EXTERMINATION SERVICE . . . . .                                     | 1 200  |
| NOT REPORTED . . . . .  | 800    | IRREGULAR EXTERMINATION SERVICE . . . . .                                   | 2 100  |
| NO BEDROOMS . . . . .   | -      | NO EXTERMINATION SERVICE . . . . .  | 3 500  |
| NOT REPORTED . . . . .  | 1 000  | NOT REPORTED . . . . .  | -      |
| 1- AND 2-PERSON HOUSEHOLDS . . . . .  | 40 700 | NOT REPORTED . . . . .  | 100    |
|   |        | OCCUPIED LESS THAN 3 MONTHS . . . . .                                       | 700    |
| <b>CONDITION OF KITCHEN FACILITIES</b>                                      |        | RENTER OCCUPIED . . . . .   | 82 200 |
| OWNER OCCUPIED . . . . .  | 39 600 | OCCUPIED 3 MONTHS OR LONGER . . . . .                                       | 77 200 |
| WITH COMPLETE KITCHEN FACILITIES . . . . .                                  | 39 600 | NO SIGNS OF MICE OR RATS . . . . .  | 47 300 |
| ALL USABLE . . . . .  | 39 500 | WITH SIGNS OF MICE OR RATS . . . . .  | 29 600 |
| 1 OR MORE NOT USABLE . . . . .  | 200    | REGULAR EXTERMINATION SERVICE . . . . .                                     | 2 200  |
| NOT REPORTED . . . . .  | -      | IRREGULAR EXTERMINATION SERVICE . . . . .                                   | 6 800  |
| LACKING COMPLETE KITCHEN FACILITIES . . . . .                               | -      | NO EXTERMINATION SERVICE . . . . .  | 20 300 |
|   |        | NOT REPORTED . . . . .  | 300    |
|   |        | NOT REPORTED . . . . .  | 300    |
|   |        | OCCUPIED LESS THAN 3 MONTHS . . . . .                                       | 5 000  |

TABLE B-6. SELECTED STRUCTURAL CHARACTERISTICS BY DEFICIENCIES FOR OWNER AND RENTER OCCUPIED HOUSING UNITS WITH BLACK HOUSEHOLD HEAD: 1976

(DATA BASED ON SAMPLE, SEE TEXT. FOR MINIMUM BASE FOR DERIVED FIGURES (PERCENT, MEDIAN, ETC.) AND MEANING OF SYMBOLS, SEE TEXT)

| STANDARD METROPOLITAN STATISTICAL AREA<br>BALTIMORE, MD.<br>IN CENTRAL CITY | TOTAL   | STANDARD METROPOLITAN STATISTICAL AREA<br>BALTIMORE, MD.<br>IN CENTRAL CITY | TOTAL  |
|---|---------|---|--------|
| 1-UNIT STRUCTURES INCLUDING MOBILE HOMES<br>OR TRAILERS. . . . .            | 76 800  | ALL OCCUPIED HOUSING UNITS--CONTINUED                                       |        |
| 2 OR MORE UNITS IN STRUCTURE. . . . .                                       | 45 000  | ELECTRIC WALL OUTLETS   |        |
| COMMON STAIRWAYS  |         | OWNER OCCUPIED. . . . .   | 39 600 |
| OWNER OCCUPIED. . . . .   | 1 400   | WITH WORKING OUTLETS IN EACH ROOM . . . . .                                 | 38 100 |
| WITH COMMON STAIRWAYS . . . . .   | 800     | LACKING WORKING OUTLETS IN SOME OR ALL ROOMS. . . . .                       | 1 600  |
| NO LOOSE STEPS. . . . .   | 800     | NOT REPORTED. . . . .   | -      |
| RAILINGS NOT LOOSE. . . . .   | 800     | RENTER OCCUPIED . . . . .   | 82 200 |
| RAILINGS LOOSE. . . . .   | -       | WITH WORKING OUTLETS IN EACH ROOM . . . . .                                 | 74 400 |
| NO RAILINGS . . . . .   | -       | LACKING WORKING OUTLETS IN SOME OR ALL ROOMS. . . . .                       | 7 800  |
| RAILINGS NOT REPORTED . . . . .   | -       | NOT REPORTED. . . . .   | -      |
| LOOSE STEPS . . . . .   | -       | BASEMENT  |        |
| RAILINGS NOT LOOSE. . . . .   | -       | OWNER OCCUPIED. . . . .   | 39 600 |
| RAILINGS LOOSE. . . . .   | -       | WITH BASEMENT . . . . .   | 39 300 |
| NO RAILINGS . . . . .   | -       | NO WATER LEAKAGE. . . . .   | 33 700 |
| RAILINGS NOT REPORTED . . . . .   | -       | WITH WATER LEAKAGE. . . . .   | 5 300  |
| STEPS NOT REPORTED. . . . .   | -       | DON'T KNOW. . . . .   | 300    |
| NO COMMON STAIRWAYS . . . . .   | 600     | NOT REPORTED. . . . .   | -      |
| RENTER OCCUPIED . . . . .   | 43 600  | NO BASEMENT . . . . .   | 300    |
| WITH COMMON STAIRWAYS . . . . .   | 36 800  | RENTER OCCUPIED . . . . .   | 82 200 |
| NO LOOSE STEPS. . . . .   | 31 900  | WITH BASEMENT . . . . .   | 67 100 |
| RAILINGS NOT LOOSE. . . . .   | 28 100  | NO WATER LEAKAGE. . . . .   | 37 200 |
| RAILINGS LOOSE. . . . .   | 1 800   | WITH WATER LEAKAGE. . . . .   | 10 200 |
| NO RAILINGS . . . . .   | 1 400   | DON'T KNOW. . . . .   | 19 400 |
| RAILINGS NOT REPORTED . . . . .   | 600     | NOT REPORTED. . . . .   | 300    |
| LOOSE STEPS . . . . .   | 3 100   | NO BASEMENT . . . . .   | 15 100 |
| RAILINGS NOT LOOSE. . . . .   | 1 600   | ROOF  |        |
| RAILINGS LOOSE. . . . .   | 1 000   | OWNER OCCUPIED. . . . .   | 39 600 |
| NO RAILINGS . . . . .   | 500     | NO WATER LEAKAGE. . . . .   | 34 900 |
| RAILINGS NOT REPORTED . . . . .   | -       | WITH WATER LEAKAGE. . . . .   | 4 400  |
| STEPS NOT REPORTED. . . . .   | 1 800   | DON'T KNOW. . . . .   | 200    |
| NO COMMON STAIRWAYS . . . . .   | 6 900   | NOT REPORTED. . . . .   | 100    |
| LIGHT FIXTURES IN PUBLIC HALLS  |         | RENTER OCCUPIED . . . . .   | 82 200 |
| OWNER OCCUPIED. . . . .   | 1 400   | NO WATER LEAKAGE. . . . .   | 58 900 |
| WITH PUBLIC HALLS . . . . .   | 600     | WITH WATER LEAKAGE. . . . .   | 16 200 |
| WITH LIGHT FIXTURES . . . . .   | 600     | DON'T KNOW. . . . .   | 7 100  |
| ALL WORKING . . . . .   | 600     | NOT REPORTED. . . . .   | -      |
| SOME WORKING. . . . .   | -       | INTERIOR CEILINGS AND WALLS   |        |
| NONE WORKING. . . . .   | -       | OWNER OCCUPIED. . . . .   | 39 600 |
| NOT REPORTED. . . . .   | -       | OPEN CRACKS OR HOLES:   |        |
| NO LIGHT FIXTURES . . . . .   | -       | NO OPEN CRACKS OR HOLES . . . . .   | 36 700 |
| NO PUBLIC HALLS . . . . .   | 800     | WITH OPEN CRACKS OR HOLES . . . . .   | 2 900  |
| NOT REPORTED. . . . .   | -       | NOT REPORTED. . . . .   | -      |
| RENTER OCCUPIED . . . . .   | 43 600  | BROKEN PLASTER:   |        |
| WITH PUBLIC HALLS . . . . .   | 35 800  | NO BROKEN PLASTER . . . . .   | 37 700 |
| WITH LIGHT FIXTURES . . . . .   | 34 800  | WITH BROKEN PLASTER . . . . .   | 1 900  |
| ALL WORKING . . . . .   | 30 800  | NOT REPORTED. . . . .   | -      |
| SOME WORKING. . . . .   | 3 100   | PEELING PAINT:  |        |
| NONE WORKING. . . . .   | 800     | NO PEELING PAINT. . . . .   | 37 800 |
| NOT REPORTED. . . . .   | 200     | WITH PEELING PAINT. . . . .   | 1 900  |
| NO LIGHT FIXTURES . . . . .   | 1 000   | NOT REPORTED. . . . .   | -      |
| NO PUBLIC HALLS . . . . .   | 6 400   | RENTER OCCUPIED . . . . .   | 82 200 |
| NOT REPORTED. . . . .   | 1 400   | OPEN CRACKS OR HOLES:   |        |
| STORIES BETWEEN MAIN AND APARTMENT ENTRANCES                                |         | NO OPEN CRACKS OR HOLES . . . . .   | 55 800 |
| NONE (ON SAME FLOOR) . . . . .  | 13 500  | WITH OPEN CRACKS OR HOLES . . . . .   | 26 200 |
| 1 (UP OR DOWN) . . . . .  | 19 100  | NOT REPORTED. . . . .   | 200    |
| 2 OR MORE (UP OR DOWN) . . . . .  | 11 200  | BROKEN PLASTER:   |        |
| NOT REPORTED. . . . .   | 1 300   | NO BROKEN PLASTER . . . . .   | 67 700 |
| ALL OCCUPIED HOUSING UNITS. . . . .   | 121 900 | WITH BROKEN PLASTER . . . . .   | 14 500 |
| ELECTRIC WIRING   |         | NOT REPORTED. . . . .   | -      |
| OWNER OCCUPIED. . . . .   | 39 600  | PEELING PAINT:  |        |
| ALL WIRING CONCEALED IN WALLS OR METAL COVERING . . . . .                   | 39 300  | NO PEELING PAINT. . . . .   | 69 900 |
| SOME OR ALL WIRING EXPOSED. . . . .   | 300     | WITH PEELING PAINT. . . . .   | 12 300 |
| NOT REPORTED. . . . .   | -       | NOT REPORTED. . . . .   | -      |
| RENTER OCCUPIED . . . . .   | 82 200  |   |        |
| ALL WIRING CONCEALED IN WALLS OR METAL COVERING . . . . .                   | 78 200  |   |        |
| SOME OR ALL WIRING EXPOSED. . . . .   | 4 000   |   |        |
| NOT REPORTED. . . . .   | -       |   |        |



TABLE B-6. SELECTED STRUCTURAL CHARACTERISTICS BY DEFICIENCIES FOR OWNER AND RENTER OCCUPIED HOUSING UNITS WITH BLACK HOUSEHOLD HEAD: 1976--CONTINUED

(DATA BASED ON SAMPLE, SEE TEXT. FOR MINIMUM BASE FOR DERIVED FIGURES (PERCENT, MEDIAN, ETC.) AND MEANING OF SYMBOLS, SEE TEXT)

| STANDARD METROPOLITAN STATISTICAL AREA<br>BALTIMORE, MD.<br>IN CENTRAL CITY | TOTAL  | STANDARD METROPOLITAN STATISTICAL AREA<br>BALTIMORE, MD.<br>IN CENTRAL CITY | TOTAL  |
|---|--------|---|--------|
| ALL OCCUPIED HOUSING UNITS--CONTINUED                                       |        | ALL OCCUPIED HOUSING UNITS--CONTINUED                                       |        |
| INTERIOR FLOORS   |        | SELECTED STRUCTURAL DEFICIENCIES AND<br>WISH TO MOVE--CONTINUED             |        |
| OWNER OCCUPIED . . . . .  | 39 600 | RENTER OCCUPIED . . . . .   | 82 200 |
| NO HOLES IN FLOOR . . . . .   | 38 500 | WITH STRUCTURAL DEFICIENCIES . . . . .                                      | 42 900 |
| WITH HOLES IN FLOOR . . . . .   | 1 100  | HOUSEHOLD WOULD LIKE TO MOVE . . . . .                                      | 16 900 |
| NOT REPORTED . . . . .  | -      | BECAUSE OF 1 CONDITION . . . . .  | 3 100  |
|   |        | BECAUSE OF 2 CONDITIONS . . . . .   | 4 400  |
| RENTER OCCUPIED . . . . .   | 82 200 | BECAUSE OF 3 OR MORE CONDITIONS . . . . .                                   | 9 500  |
| NO HOLES IN FLOOR . . . . .   | 71 300 | HOUSEHOLD WOULD NOT LIKE TO MOVE . . . . .                                  | 24 700 |
| WITH HOLES IN FLOOR . . . . .   | 10 500 | NOT REPORTED . . . . .  | 1 300  |
| NOT REPORTED . . . . .  | 500    | NO STRUCTURAL DEFICIENCIES . . . . .  | 39 300 |
|   |        | NOT REPORTED . . . . .  | -      |
| SELECTED STRUCTURAL DEFICIENCIES AND<br>WISH TO MOVE                        |        | OVERALL OPINION OF STRUCTURE  |        |
| OWNER OCCUPIED . . . . .  | 39 600 | OWNER OCCUPIED . . . . .  | 39 600 |
| WITH STRUCTURAL DEFICIENCIES . . . . .                                      | 11 800 | EXCELLENT . . . . .   | 12 100 |
| HOUSEHOLD WOULD LIKE TO MOVE . . . . .                                      | 500    | GOOD . . . . .  | 20 500 |
| BECAUSE OF 1 CONDITION . . . . .  | 200    | FAIR . . . . .  | 6 900  |
| BECAUSE OF 2 CONDITIONS . . . . .   | 200    | POOR . . . . .  | 100    |
| BECAUSE OF 3 OR MORE CONDITIONS . . . . .                                   | 200    | NOT REPORTED . . . . .  | -      |
| HOUSEHOLD WOULD NOT LIKE TO MOVE . . . . .                                  | 11 200 | RENTER OCCUPIED . . . . .   | 82 200 |
| NOT REPORTED . . . . .  | 200    | EXCELLENT . . . . .   | 7 800  |
| NO STRUCTURAL DEFICIENCIES . . . . .  | 27 800 | GOOD . . . . .  | 27 300 |
| NOT REPORTED . . . . .  | -      | FAIR . . . . .  | 33 600 |
|   |        | POOR . . . . .  | 13 400 |
|   |        | NOT REPORTED . . . . .  | 200    |

TABLE B-7. FAILURES IN PLUMBING FACILITIES AND EQUIPMENT FOR OWNER AND RENTER OCCUPIED HOUSING UNITS WITH BLACK HOUSEHOLD HEAD: 1976

(DATA BASED ON SAMPLE, SEE TEXT. FOR MINIMUM BASE FOR DERIVED FIGURES (PERCENT, MEDIAN, ETC.) AND MEANING OF SYMBOLS, SEE TEXT)

| STANDARD METROPOLITAN STATISTICAL AREA<br>BALTIMORE, MD.<br>IN CENTRAL CITY | TOTAL   | STANDARD METROPOLITAN STATISTICAL AREA<br>BALTIMORE, MD.<br>IN CENTRAL CITY | TOTAL   |
|---|---------|---|---------|
| UNITS OCCUPIED 3 MONTHS OR LONGER . . . . .                                 | 116 200 | UNITS OCCUPIED 3 MONTHS OR LONGER--CON.                                     |         |
| <b>WATER SUPPLY</b>   |         | <b>FLUSH TOILET--CONTINUED</b>  |         |
| OWNER OCCUPIED . . . . .  | 39 000  | RENTER OCCUPIED . . . . .   | 77 200  |
| WITH PIPED WATER INSIDE STRUCTURE . . . . .                                 | 39 000  | WITH ALL PLUMBING FACILITIES . . . . .                                      | 76 900  |
| NO BREAKDOWNS . . . . .   | 37 900  | WITH ONLY 1 FLUSH TOILET . . . . .  | 66 000  |
| WITH BREAKDOWNS . . . . .   | 800     | NO BREAKDOWNS IN FLUSH TOILET . . . . .                                     | 61 500  |
| UNUSABLE 6 CONSECUTIVE HOURS OR LONGER:                                     |         | WITH BREAKDOWNS IN FLUSH TOILET . . . . .                                   | 4 500   |
| 1 TIME . . . . .  | 500     | UNUSABLE 6 CONSECUTIVE HOURS OR LONGER:                                     |         |
| 2 TIMES . . . . .   | 200     | 1 TIME . . . . .  | 3 100   |
| 3 TIMES OR MORE . . . . .   | 200     | 2 TIMES . . . . .   | 600     |
| NOT REPORTED . . . . .  | -       | 3 TIMES . . . . .   | 500     |
| DON'T KNOW . . . . .  | 200     | 4 TIMES OR MORE . . . . .   | 300     |
| NOT REPORTED . . . . .  | 200     | NOT REPORTED . . . . .  | -       |
| REASON FOR BREAKDOWN:   |         | NOT REPORTED . . . . .  | -       |
| PROBLEMS INSIDE BUILDING . . . . .  | 500     | REASON FOR BREAKDOWN:   |         |
| PROBLEMS OUTSIDE BUILDING . . . . .   | 300     | PROBLEMS INSIDE BUILDING . . . . .  | 3 200   |
| NOT REPORTED . . . . .  | -       | PROBLEMS OUTSIDE BUILDING . . . . .   | 900     |
| NO PIPED WATER INSIDE STRUCTURE . . . . .                                   | -       | NOT REPORTED . . . . .  | 300     |
|   |         | LACKING SOME OR ALL PLUMBING FACILITIES . . . . .                           | 300     |
| RENTER OCCUPIED . . . . .   | 77 200  | <b>ELECTRIC FUSE BLOWOUTS</b>   |         |
| WITH PIPED WATER INSIDE STRUCTURE . . . . .                                 | 77 200  | OWNER OCCUPIED . . . . .  | 39 000  |
| NO BREAKDOWNS . . . . .   | 72 800  | NO FUSE OR SWITCH BLOWOUTS . . . . .  | 36 100  |
| WITH BREAKDOWNS . . . . .   | 3 800   | WITH FUSE OR SWITCH BLOWOUTS . . . . .                                      | 2 900   |
| UNUSABLE 6 CONSECUTIVE HOURS OR LONGER:                                     |         | 1 TIME . . . . .  | 2 400   |
| 1 TIME . . . . .  | 2 700   | 2 TIMES . . . . .   | 300     |
| 2 TIMES . . . . .   | 800     | 3 TIMES OR MORE . . . . .   | 200     |
| 3 TIMES OR MORE . . . . .   | 300     | NOT REPORTED . . . . .  | -       |
| NOT REPORTED . . . . .  | -       | DON'T KNOW . . . . .  | -       |
| DON'T KNOW . . . . .  | 300     | NOT REPORTED . . . . .  | -       |
| NOT REPORTED . . . . .  | 300     | RENTER OCCUPIED . . . . .   | 77 200  |
| REASON FOR BREAKDOWN:   |         | NO FUSE OR SWITCH BLOWOUTS . . . . .  | 62 500  |
| PROBLEMS INSIDE BUILDING . . . . .  | 2 400   | WITH FUSE OR SWITCH BLOWOUTS . . . . .                                      | 14 300  |
| PROBLEMS OUTSIDE BUILDING . . . . .   | 1 200   | 1 TIME . . . . .  | 7 700   |
| NOT REPORTED . . . . .  | 200     | 2 TIMES . . . . .   | 2 200   |
| NO PIPED WATER INSIDE STRUCTURE . . . . .                                   | -       | 3 TIMES OR MORE . . . . .   | 3 900   |
|   |         | NOT REPORTED . . . . .  | 500     |
|   |         | DON'T KNOW . . . . .  | 300     |
|   |         | NOT REPORTED . . . . .  | 200     |
| <b>SEWAGE DISPOSAL</b>  |         | UNITS OCCUPIED LAST WINTER . . . . .  | 108 700 |
| OWNER OCCUPIED . . . . .  | 39 000  | <b>HEATING EQUIPMENT</b>  |         |
| WITH PUBLIC SEWER, SEPTIC TANK, OR CESSPOOL . . . . .                       | 39 000  | OWNER OCCUPIED . . . . .  | 38 800  |
| NO BREAKDOWNS . . . . .   | 38 700  | WITH HEATING EQUIPMENT . . . . .  | 38 800  |
| WITH BREAKDOWNS . . . . .   | 200     | NO BREAKDOWNS . . . . .   | 34 500  |
| UNUSABLE 6 CONSECUTIVE HOURS OR LONGER:                                     |         | WITH BREAKDOWNS . . . . .   | 4 200   |
| 1 TIME . . . . .  | 200     | 1 TIME . . . . .  | 3 200   |
| 2 TIMES . . . . .   | -       | 2 TIMES . . . . .   | 800     |
| 3 TIMES OR MORE . . . . .   | -       | 3 TIMES . . . . .   | -       |
| NOT REPORTED . . . . .  | -       | 4 TIMES OR MORE . . . . .   | -       |
| DON'T KNOW . . . . .  | -       | NOT REPORTED . . . . .  | 200     |
| NOT REPORTED . . . . .  | 200     | NOT REPORTED . . . . .  | 200     |
| WITH CHEMICAL TOILET, PRIVY, OR OTHER MEANS . . . . .                       | -       | NO HEATING EQUIPMENT . . . . .  | -       |
| RENTER OCCUPIED . . . . .   | 77 200  | RENTER OCCUPIED . . . . .   | 69 900  |
| WITH PUBLIC SEWER, SEPTIC TANK, OR CESSPOOL . . . . .                       | 77 200  | WITH HEATING EQUIPMENT . . . . .  | 69 500  |
| NO BREAKDOWNS . . . . .   | 75 000  | NO BREAKDOWNS . . . . .   | 56 200  |
| WITH BREAKDOWNS . . . . .   | 1 800   | WITH BREAKDOWNS . . . . .   | 11 900  |
| UNUSABLE 6 CONSECUTIVE HOURS OR LONGER:                                     |         | 1 TIME . . . . .  | 5 000   |
| 1 TIME . . . . .  | 1 500   | 2 TIMES . . . . .   | 3 700   |
| 2 TIMES . . . . .   | 300     | 3 TIMES . . . . .   | 1 100   |
| 3 TIMES OR MORE . . . . .   | -       | 4 TIMES OR MORE . . . . .   | 2 100   |
| NOT REPORTED . . . . .  | -       | NOT REPORTED . . . . .  | -       |
| DON'T KNOW . . . . .  | -       | NOT REPORTED . . . . .  | 1 400   |
| NOT REPORTED . . . . .  | 500     | NO HEATING EQUIPMENT . . . . .  | 300     |
| WITH CHEMICAL TOILET, PRIVY, OR OTHER MEANS . . . . .                       | -       |   |         |
|   |         | <b>INSUFFICIENT HEAT</b>  |         |
| <b>FLUSH TOILET</b>   |         | ADDITIONAL HEAT SOURCE:   |         |
| OWNER OCCUPIED . . . . .  | 39 000  | OWNER OCCUPIED . . . . .  | 38 800  |
| WITH ALL PLUMBING FACILITIES . . . . .                                      | 39 000  | WITH SPECIFIED HEATING EQUIPMENT <sup>1</sup> . . . . .                     | 38 500  |
| WITH ONLY 1 FLUSH TOILET . . . . .  | 16 200  | NO ADDITIONAL HEAT SOURCE USED . . . . .                                    | 3 900   |
| NO BREAKDOWNS IN FLUSH TOILET . . . . .                                     | 15 500  | USED KITCHEN STOVE, FIREPLACE, OR PORTABLE HEATER . . . . .                 | 3 500   |
| WITH BREAKDOWNS IN FLUSH TOILET . . . . .                                   | 800     | NOT REPORTED . . . . .  | -       |
| UNUSABLE 6 CONSECUTIVE HOURS OR LONGER:                                     |         | LACKING SPECIFIED HEATING EQUIPMENT OR NONE . . . . .                       | 300     |
| 1 TIME . . . . .  | 600     | RENTER OCCUPIED . . . . .   | 69 900  |
| 2 TIMES . . . . .   | -       | WITH SPECIFIED HEATING EQUIPMENT <sup>1</sup> . . . . .                     | 67 500  |
| 3 TIMES . . . . .   | 200     | NO ADDITIONAL HEAT SOURCE USED . . . . .                                    | 43 500  |
| 4 TIMES OR MORE . . . . .   | -       | USED KITCHEN STOVE, FIREPLACE, OR PORTABLE HEATER . . . . .                 | 22 700  |
| NOT REPORTED . . . . .  | -       | NOT REPORTED . . . . .  | 1 300   |
| NOT REPORTED . . . . .  | -       | LACKING SPECIFIED HEATING EQUIPMENT OR NONE . . . . .                       | 2 300   |
| REASON FOR BREAKDOWN:   |         |   |         |
| PROBLEMS INSIDE BUILDING . . . . .  | 200     |   |         |
| PROBLEMS OUTSIDE BUILDING . . . . .   | 600     |   |         |
| NOT REPORTED . . . . .  | -       |   |         |
| LACKING SOME OR ALL PLUMBING FACILITIES . . . . .                           | -       |   |         |

<sup>1</sup>EXCLUDES ROOM HEATERS WITHOUT FLUE OR VENT, FIREPLACES, STOVES, AND PORTABLE HEATERS.

TABLE B-7. FAILURES IN PLUMBING FACILITIES AND EQUIPMENT FOR OWNER AND RENTER OCCUPIED HOUSING UNITS WITH BLACK HOUSEHOLD HEAD: 1976--CONTINUED

(DATA BASED ON SAMPLE, SEE TEXT. FOR MINIMUM BASE FOR DERIVED FIGURES (PERCENT, MEDIAN, ETC.) AND MEANING OF SYMBOLS, SEE TEXT)

| STANDARD METROPOLITAN STATISTICAL AREA<br>BALTIMORE, MD.<br>IN CENTRAL CITY | TOTAL  | STANDARD METROPOLITAN STATISTICAL AREA<br>BALTIMORE, MD.<br>IN CENTRAL CITY | TOTAL  |
|---|--------|---|--------|
| UNITS OCCUPIED LAST WINTER--CONTINUED                                       |        | UNITS OCCUPIED LAST WINTER--CONTINUED                                       |        |
| INSUFFICIENT HEAT--CONTINUED  |        | INSUFFICIENT HEAT--CONTINUED  |        |
| ROOMS LACKING SPECIFIED HEAT SOURCE:  |        | CLOSURE OF ROOMS:   |        |
| OWNER OCCUPIED . . . . .  | 38 800 | OWNER OCCUPIED . . . . .  | 38 800 |
| WITH SPECIFIED HEATING EQUIPMENT <sup>1</sup> . . . . .                     | 38 500 | WITH HEATING EQUIPMENT . . . . .  | 38 800 |
| NO ROOMS LACKING AIR DUCTS, REGISTERS, RADIATORS,<br>OR HEATERS . . . . .   | 34 200 | NO ROOMS CLOSED . . . . .   | 37 200 |
| ROOMS LACKING AIR DUCTS, REGISTERS, RADIATORS,<br>OR HEATERS . . . . .      | 4 300  | CLOSED CERTAIN ROOMS . . . . .  | 1 500  |
| 1 ROOM . . . . .  | 2 600  | LIVING ROOM ONLY . . . . .  | -      |
| 2 ROOMS . . . . .   | 500    | DINING ROOM ONLY . . . . .  | -      |
| 3 ROOMS OR MORE . . . . .   | 1 300  | 1 OR MORE BEDROOMS ONLY . . . . .   | 600    |
| NOT REPORTED . . . . .  | -      | OTHER ROOMS OR COMBINATION . . . . .  | 500    |
| LACKING SPECIFIED HEATING EQUIPMENT OR NONE . . . . .                       | 300    | NOT REPORTED . . . . .  | 300    |
|   |        | NO HEATING EQUIPMENT . . . . .  | 200    |
|   |        |   | -      |
| RENTER OCCUPIED . . . . .   | 69 900 | RENTER OCCUPIED . . . . .   | 69 900 |
| WITH SPECIFIED HEATING EQUIPMENT <sup>1</sup> . . . . .                     | 67 500 | WITH HEATING EQUIPMENT . . . . .  | 69 500 |
| NO ROOMS LACKING AIR DUCTS, REGISTERS, RADIATORS,<br>OR HEATERS . . . . .   | 58 800 | NO ROOMS CLOSED . . . . .   | 60 400 |
| ROOMS LACKING AIR DUCTS, REGISTERS, RADIATORS,<br>OR HEATERS . . . . .      | 8 500  | CLOSED CERTAIN ROOMS . . . . .  | 7 700  |
| 1 ROOM . . . . .  | 6 100  | LIVING ROOM ONLY . . . . .  | 1 800  |
| 2 ROOMS . . . . .   | 1 500  | DINING ROOM ONLY . . . . .  | 200    |
| 3 ROOMS OR MORE . . . . .   | 1 000  | 1 OR MORE BEDROOMS ONLY . . . . .   | 3 800  |
| NOT REPORTED . . . . .  | 200    | OTHER ROOMS OR COMBINATION . . . . .  | 1 900  |
| LACKING SPECIFIED HEATING EQUIPMENT OR NONE . . . . .                       | 2 300  | NOT REPORTED . . . . .  | -      |
|   |        | NO HEATING EQUIPMENT . . . . .  | 1 400  |
|   |        |   | 300    |

<sup>1</sup>EXCLUDES ROOM HEATERS WITHOUT FLUE OR VENT, FIREPLACES, STOVES, AND PORTABLE HEATERS.

TABLE B-8. SELECTED NEIGHBORHOOD CHARACTERISTICS FOR OWNER AND RENTER OCCUPIED HOUSING UNITS WITH BLACK HOUSEHOLD HEAD: 1976

(DATA BASED ON SAMPLE, SEE TEXT. FOR MINIMUM BASE FOR DERIVED FIGURES (PERCENT, MEDIAN, ETC.) AND MEANING OF SYMBOLS, SEE TEXT)

| STANDARD METROPOLITAN STATISTICAL AREA<br>BALTIMORE, MD.<br>IN CENTRAL CITY | TOTAL  | STANDARD METROPOLITAN STATISTICAL AREA<br>BALTIMORE, MD.<br>IN CENTRAL CITY | TOTAL  |
|---|--------|---|--------|
| <b>NEIGHBORHOOD CONDITIONS</b>  |        | <b>NEIGHBORHOOD SERVICES</b>  |        |
| OWNER OCCUPIED . . . . .  | 39 600 | OWNER OCCUPIED . . . . .  | 39 600 |
| NO UNDESIRABLE CONDITIONS . . . . .   | 9 200  | ADEQUATE NEIGHBORHOOD SERVICES . . . . .                                    | 27 200 |
| UNDESIRABLE CONDITIONS <sup>1</sup> . . . . .                               | 30 500 | INADEQUATE NEIGHBORHOOD SERVICES <sup>3</sup> . . . . .                     | 12 400 |
| AIRPLANE NOISE . . . . .  | 3 400  | PUBLIC TRANSPORTATION . . . . .   | 1 800  |
| STREET NOISE . . . . .  | 14 000 | SCHOOLS . . . . .   | 900    |
| HEAVY TRAFFIC . . . . .   | 15 200 | SHOPPING . . . . .  | 7 300  |
| STREETS NEED REPAIR . . . . .   | 6 600  | POLICE PROTECTION . . . . .   | 4 100  |
| ROADS IMPASSABLE . . . . .  | 8 300  | FIRE PROTECTION . . . . .   | 300    |
| POOR STREET LIGHTING . . . . .  | 3 500  | HOSPITALS OR HEALTH CLINICS . . . . .                                       | 3 200  |
| CRIME . . . . .   | 9 600  | DON'T KNOW . . . . .  | -      |
| LITTER . . . . .  | 11 400 | NOT REPORTED . . . . .  | -      |
| ABANDONED BUILDINGS . . . . .   | 7 200  |   |        |
| HOUSING IN RUNDOWN CONDITION . . . . .                                      | 5 800  | RENTER OCCUPIED . . . . .   | 82 200 |
| COMMERCIAL OR INDUSTRIAL BUSINESS . . . . .                                 | 4 500  | ADEQUATE NEIGHBORHOOD SERVICES . . . . .                                    | 54 800 |
| ODORS . . . . .   | 2 600  | INADEQUATE NEIGHBORHOOD SERVICES <sup>3</sup> . . . . .                     | 27 400 |
| NOT REPORTED . . . . .  | -      | PUBLIC TRANSPORTATION . . . . .   | 5 500  |
|   |        | SCHOOLS . . . . .   | 2 100  |
|   |        | SHOPPING . . . . .  | 12 400 |
|   |        | POLICE PROTECTION . . . . .   | 9 700  |
|   |        | FIRE PROTECTION . . . . .   | 2 300  |
|   |        | HOSPITALS OR HEALTH CLINICS . . . . .                                       | 7 900  |
|   |        | DON'T KNOW . . . . .  | -      |
|   |        | NOT REPORTED . . . . .  | -      |
|   |        |   |        |
|   |        | NEIGHBORHOOD SERVICES AND WISH TO MOVE <sup>4</sup>                         |        |
|   |        |   |        |
|   |        | OWNER OCCUPIED . . . . .  | 39 600 |
|   |        | WITH INADEQUATE SERVICE . . . . .   | 12 400 |
|   |        | HOUSEHOLD WOULD LIKE TO MOVE <sup>2</sup> . . . . .                         | 1 500  |
|   |        | BECAUSE OF PUBLIC TRANSPORTATION . . . . .                                  | 200    |
|   |        | BECAUSE OF SCHOOLS . . . . .  | 500    |
|   |        | BECAUSE OF SHOPPING . . . . .   | 800    |
|   |        | BECAUSE OF POLICE PROTECTION . . . . .                                      | 900    |
|   |        | BECAUSE OF FIRE PROTECTION . . . . .  | -      |
|   |        | BECAUSE OF HOSPITALS OR HEALTH CLINICS . . . . .                            | 500    |
|   |        | HOUSEHOLD WOULD NOT LIKE TO MOVE . . . . .                                  | 10 400 |
|   |        | NOT REPORTED . . . . .  | 500    |
|   |        | WITH ADEQUATE SERVICE . . . . .   | 27 200 |
|   |        | NOT REPORTED . . . . .  | -      |
|   |        |   |        |
|   |        | RENTER OCCUPIED . . . . .   | 82 200 |
|   |        | WITH INADEQUATE SERVICE . . . . .   | 27 400 |
|   |        | HOUSEHOLD WOULD LIKE TO MOVE <sup>2</sup> . . . . .                         | 11 200 |
|   |        | BECAUSE OF PUBLIC TRANSPORTATION . . . . .                                  | 1 600  |
|   |        | BECAUSE OF SCHOOLS . . . . .  | 1 300  |
|   |        | BECAUSE OF SHOPPING . . . . .   | 4 500  |
|   |        | BECAUSE OF POLICE PROTECTION . . . . .                                      | 5 500  |
|   |        | BECAUSE OF FIRE PROTECTION . . . . .  | 1 100  |
|   |        | BECAUSE OF HOSPITALS OR HEALTH CLINICS . . . . .                            | 2 500  |
|   |        | HOUSEHOLD WOULD NOT LIKE TO MOVE . . . . .                                  | 15 400 |
|   |        | NOT REPORTED . . . . .  | 800    |
|   |        | WITH ADEQUATE SERVICE . . . . .   | 54 800 |
|   |        | NOT REPORTED . . . . .  | -      |
|   |        |   |        |
|   |        | OVERALL OPINION OF NEIGHBORHOOD   |        |
|   |        |   |        |
|   |        | OWNER OCCUPIED . . . . .  | 39 600 |
|   |        | EXCELLENT . . . . .   | 7 900  |
|   |        | GOOD . . . . .  | 18 200 |
|   |        | FAIR . . . . .  | 11 700 |
|   |        | POOR . . . . .  | 1 700  |
|   |        | NOT REPORTED . . . . .  | -      |
|   |        |   |        |
|   |        | HOUSEHOLD WOULD LIKE TO MOVE . . . . .                                      | 5 700  |
|   |        | EXCELLENT . . . . .   | 200    |
|   |        | GOOD . . . . .  | 1 600  |
|   |        | FAIR . . . . .  | 2 600  |
|   |        | POOR . . . . .  | 1 400  |
|   |        | NOT REPORTED . . . . .  | -      |
|   |        |   |        |
|   |        | HOUSEHOLD WOULD NOT LIKE TO MOVE . . . . .                                  | 33 900 |
|   |        | EXCELLENT . . . . .   | 7 800  |
|   |        | GOOD . . . . .  | 16 600 |
|   |        | FAIR . . . . .  | 9 200  |
|   |        | POOR . . . . .  | 300    |
|   |        | NOT REPORTED . . . . .  | -      |
|   |        |   |        |
|   |        | NOT REPORTED . . . . .  | -      |

<sup>1</sup> FIGURES WILL NOT ADD TO TOTAL BECAUSE MORE THAN ONE UNDESIRABLE CONDITION WAS REPORTED FOR THE SAME UNIT.  
<sup>2</sup> WISH TO MOVE ONLY RELATES TO RESPONDENTS' OPINION OF SPECIFIC NEIGHBORHOOD CONDITIONS.  
<sup>3</sup> FIGURES WILL NOT ADD TO TOTAL BECAUSE MORE THAN ONE INADEQUATE SERVICE WAS REPORTED FOR THE SAME UNIT.  
<sup>4</sup> WISH TO MOVE ONLY RELATES TO RESPONDENTS' OPINION OF SPECIFIC SERVICES.

TABLE B-8. SELECTED NEIGHBORHOOD CHARACTERISTICS FOR OWNER AND RENTER OCCUPIED HOUSING UNITS WITH BLACK HOUSEHOLD HEAD: 1976--CONTINUED

(DATA BASED ON SAMPLE, SEE TEXT. FOR MINIMUM BASE FOR DERIVED FIGURES (PERCENT, MEDIAN, ETC.) AND MEANING OF SYMBOLS, SEE TEXT)

| STANDARD METROPOLITAN STATISTICAL AREA<br>BALTIMORE, MD.<br>IN CENTRAL CITY | TOTAL  | STANDARD METROPOLITAN STATISTICAL AREA<br>BALTIMORE, MD.<br>IN CENTRAL CITY | TOTAL  |
|---|--------|---|--------|
| OVERALL OPINION OF NEIGHBORHOOD--CONTINUED                                  |        | OVERALL OPINION OF NEIGHBORHOOD--CONTINUED                                  |        |
| RENTER OCCUPIED   |        | RENTER OCCUPIED--CONTINUED  |        |
| EXCELLENT . . . . .   | 82 200 |   |        |
| GOOD . . . . .  | 6 900  |   |        |
| FAIR . . . . .  | 29 000 |   |        |
| POOR . . . . .  | 37 000 |   |        |
| NOT REPORTED . . . . .  | 9 200  |   |        |
|   | 200    | HOUSEHOLD WOULD NOT LIKE TO MOVE . . . . .                                  | 58 000 |
| HOUSEHOLD WOULD LIKE TO MOVE . . . . .                                      | 24 100 | EXCELLENT . . . . .   | 6 400  |
| EXCELLENT . . . . .   | 300    | GOOD . . . . .  | 26 100 |
| GOOD . . . . .  | 2 900  | FAIR . . . . .  | 23 200 |
| FAIR . . . . .  | 13 800 | POOR . . . . .  | 2 300  |
| POOR . . . . .  | 6 900  | NOT REPORTED . . . . .  | -      |
| NOT REPORTED . . . . .  | 200    | NOT REPORTED . . . . .  | 200    |

TABLE B-9. OCCUPANCY AND UTILIZATION CHARACTERISTICS AND SERVICES AVAILABLE FOR OWNER AND RENTER OCCUPIED HOUSING UNITS WITH HOUSEHOLD HEAD OF SPANISH ORIGIN: 1976

TABLE B-10. SELECTED STRUCTURAL CHARACTERISTICS BY DEFICIENCIES FOR OWNER AND RENTER OCCUPIED HOUSING UNITS WITH HOUSEHOLD HEAD OF SPANISH ORIGIN: 1976

TABLE B-11. FAILURES IN PLUMBING FACILITIES AND EQUIPMENT FOR OWNER AND RENTER OCCUPIED HOUSING UNITS WITH HOUSEHOLD HEAD OF SPANISH ORIGIN: 1976

TABLE B-12. SELECTED NEIGHBORHOOD CHARACTERISTICS FOR OWNER AND RENTER OCCUPIED HOUSING UNITS WITH HOUSEHOLD HEAD OF SPANISH ORIGIN: 1976

(TABLES B-9 THROUGH B-12 OMITTED BECAUSE OF INSUFFICIENT NUMBER OF HOUSEHOLDS WITH HEAD OF SPANISH ORIGIN; SEE INTRODUCTION)

TABLE B-13. SELECTED CHARACTERISTICS OF YEAR-ROUND VACANT HOUSING UNITS: 1976

(DATA BASED ON SAMPLE, SEE TEXT. FOR MINIMUM BASE FOR DERIVED FIGURES (PERCENT, MEDIAN, ETC.) AND MEANING OF SYMBOLS, SEE TEXT)

| STANDARD METROPOLITAN STATISTICAL AREA<br>BALTIMORE, MD.<br>IN CENTRAL CITY | TOTAL  | FOR RENT | FOR SALE<br>ONLY | RENTED<br>OR SOLD<br>NOT<br>OCCUPIED | OTHER VACANT |                                     |   |                              |
|---|--------|----------|------------------|--------------------------------------|--------------|-------------------------------------|---|------------------------------|
|   |        |          |                  |                                      | TOTAL        | HELD FOR<br>OCCAS-<br>SIONAL<br>USE | TEMPO-<br>RARILY<br>OCCUPIED<br>BY URE <sup>1</sup> | HELD FOR<br>OTHER<br>REASONS |
| ALL YEAR-ROUND VACANT HOUSING UNITS . . . . .                               | 19 100 | 11 300   | 1 400            | 2 900                                | 3 600        | -                                   | 200   | 3 500                        |
| UNITS IN STRUCTURE  |        |          |                  |                                      |              |                                     |   |                              |
| 1, DETACHED . . . . .   | 500    | -        | 100              | 300                                  | -            | -                                   | -   | -                            |
| 1, ATTACHED . . . . .   | 3 800  | 1 700    | 800              | 300                                  | 1 000        | -                                   | -   | -                            |
| 2 TO 4 . . . . .  | 8 600  | 4 500    | 500              | 1 300                                | 2 300        | -                                   | 200   | 900                          |
| 5 TO 9 . . . . .  | 2 500  | 1 900    | -                | 300                                  | 300          | -                                   | -   | 2 300                        |
| 10 OR MORE . . . . .  | 3 800  | 3 200    | -                | 600                                  | -            | -                                   | -   | 300                          |
| OWNER OR MANAGER ON PROPERTY  | 6 500  |          |                  |                                      |              |                                     |   |                              |
| 2 OR MORE UNITS IN STRUCTURE . . . . .                                      | 14 900 | 9 600    | 500              | 2 200                                | 2 600        | -                                   | -   | 2 600                        |
| WITH OWNER ON PROPERTY . . . . .  | 2 500  | 1 600    | -                | -                                    | 900          | -                                   | -   | 900                          |
| WITH RESIDENT MANAGER OR SUPERINTENDENT ON<br>PROPERTY . . . . .            | 3 300  | 2 400    | -                | 500                                  | 500          | -                                   | -   | 500                          |
| 1 UNIT IN STRUCTURE . . . . .   | 4 200  | 1 700    | 900              | 600                                  | 1 000        | -                                   | 200   | 900                          |
| YEAR STRUCTURE BUILT  |        |          |                  |                                      |              |                                     |   |                              |
| APRIL 1970 OR LATER . . . . .   | -      | -        | -                | -                                    | -            | -                                   | -   | -                            |
| 1965 TO MARCH 1970 . . . . .  | 900    | 700      | -                | 200                                  | -            | -                                   | -   | -                            |
| 1960 TO 1964 . . . . .  | 1 200  | 900      | -                | 300                                  | -            | -                                   | -   | -                            |
| 1950 TO 1959 . . . . .  | 1 200  | 800      | -                | -                                    | 400          | -                                   | -   | 400                          |
| 1940 TO 1949 . . . . .  | 1 100  | 600      | 100              | 300                                  | -            | -                                   | -   | -                            |
| 1939 OR EARLIER . . . . .   | 14 700 | 8 200    | 1 200            | 2 100                                | 3 200        | -                                   | 200   | 3 000                        |
| SELECTED FACILITIES AND EQUIPMENT   |        |          |                  |                                      |              |                                     |   |                              |
| WITH ALL PLUMBING FACILITIES . . . . .                                      | 17 700 | 10 200   | 1 200            | 2 900                                | 3 500        | -                                   | 200   | 3 300                        |
| LOCATED IN MORE THAN ONE ROOM . . . . .                                     | 300    | 300      | -                | -                                    | -            | -                                   | -   | -                            |
| WITH COMPLETE KITCHEN FACILITIES . . . . .                                  | 15 700 | 8 800    | 1 100            | 2 900                                | 2 900        | -                                   | 200   | 2 800                        |
| WITH AIR CONDITIONING . . . . .   | 3 200  | 2 100    | -                | 700                                  | 300          | -                                   | 200   | 200                          |
| ROOM UNIT(S) . . . . .  | 1 500  | 1 000    | -                | 200                                  | 300          | -                                   | 200   | 200                          |
| CENTRAL SYSTEM . . . . .  | 1 700  | 1 100    | -                | 600                                  | -            | -                                   | 200   | 200                          |
| WITH WATER FROM PUBLIC SYSTEM OR PRIVATE<br>COMPANY . . . . .               | 19 100 | 11 300   | 1 400            | 2 900                                | 3 600        | -                                   | 200   | 3 500                        |
| WITH PUBLIC SEWER . . . . .   | 19 100 | 11 300   | 1 400            | 2 900                                | 3 600        | -                                   | 200   | 3 500                        |
| COMPLETE BATHROOMS  |        |          |                  |                                      |              |                                     |   |                              |
| 1 . . . . .   | 15 000 | 9 000    | 600              | 2 400                                | 3 000        | -                                   | -   | 3 000                        |
| 1 AND ONE-HALF . . . . .  | 1 100  | 300      | 500              | 100                                  | 200          | -                                   | -   | 200                          |
| HALF BATH LACKS FLUSH TOILET . . . . .                                      | -      | -        | -                | -                                    | -            | -                                   | -   | -                            |
| 2 OR MORE . . . . .   | 1 300  | 600      | 100              | 300                                  | 300          | -                                   | 200   | 100                          |
| INTENDED FOR USE BY ANOTHER HOUSEHOLD . . . . .                             | 700    | 700      | -                | -                                    | -            | -                                   | -   | -                            |
| NONE . . . . .  | 900    | 600      | 100              | -                                    | 200          | -                                   | -   | 200                          |
| ROOMS   |        |          |                  |                                      |              |                                     |   |                              |
| 1 AND 2 ROOMS . . . . .   | 2 800  | 2 400    | -                | -                                    | 500          | -                                   | -   | 500                          |
| 3 ROOMS . . . . .   | 6 100  | 3 600    | 200              | 1 000                                | 1 300        | -                                   | -   | 1 300                        |
| 4 ROOMS . . . . .   | 4 900  | 3 000    | 300              | 900                                  | 700          | -                                   | -   | 700                          |
| 5 ROOMS . . . . .   | 1 700  | 900      | 200              | 500                                  | 100          | -                                   | -   | 100                          |
| 6 ROOMS OR MORE . . . . .   | 3 600  | 1 400    | 700              | 500                                  | 1 000        | -                                   | 200   | 900                          |
| MEDIAN . . . . .  | 3.6    | 3.4      | ....             | ...                                  | ...          | -                                   | ...   | ...                          |
| BEDROOMS  |        |          |                  |                                      |              |                                     |   |                              |
| NONE . . . . .  | 1 100  | 1 100    | -                | -                                    | -            | -                                   | -   | -                            |
| 1 . . . . .   | 9 200  | 5 600    | 200              | 1 500                                | 1 900        | -                                   | -   | 1 900                        |
| 2 . . . . .   | 5 500  | 3 200    | 600              | 900                                  | 800          | -                                   | -   | 800                          |
| 3 OR MORE . . . . .   | 3 300  | 1 400    | 600              | 500                                  | 900          | -                                   | 200   | 700                          |
| UNITS WITH 2 BEDROOMS OR MORE WITH 1 OR<br>MORE LACKING PRIVACY . . . . .   | 1 600  | 900      | 200              | 200                                  | 400          | -                                   | -   | 400                          |
| HEATING EQUIPMENT   |        |          |                  |                                      |              |                                     |   |                              |
| WARM-AIR FURNACE . . . . .  | 5 400  | 3 500    | 500              | 900                                  | 600          | -                                   | 200   | 400                          |
| HEAT PUMP . . . . .   | -      | -        | -                | -                                    | -            | -                                   | -   | -                            |
| STEAM OR HOT WATER . . . . .  | 12 100 | 6 700    | 600              | 1 800                                | 2 900        | -                                   | -   | 2 900                        |
| BUILT-IN ELECTRIC UNITS . . . . .   | 600    | 300      | -                | 100                                  | 100          | -                                   | -   | 100                          |
| FLOOR, WALL, OR PIPELESS FURNACE . . . . .                                  | -      | -        | -                | -                                    | -            | -                                   | -   | -                            |
| OTHER MEANS . . . . .   | 900    | 700      | 100              | -                                    | -            | -                                   | -   | -                            |
| NONE . . . . .  | 100    | -        | 100              | -                                    | -            | -                                   | -   | -                            |
| WITH SPECIFIED HEATING EQUIPMENT <sup>2</sup>                               | 18 800 | 11 100   | 1 200            | 2 900                                | 3 600        | -                                   | 200   | 3 500                        |
| NO ROOMS LACKING AIR DUCTS, REGISTERS,<br>RADIATORS, OR HEATERS . . . . .   | 16 900 | 10 200   | 800              | 2 600                                | 3 300        | -                                   | 200   | 3 200                        |
| ROOMS LACKING AIR DUCTS, REGISTERS,<br>RADIATORS, OR HEATERS . . . . .      | 1 200  | 300      | 500              | 300                                  | 100          | -                                   | -   | 100                          |
| 1 ROOM . . . . .  | 900    | 100      | 300              | 300                                  | 100          | -                                   | -   | 100                          |
| 2 ROOMS . . . . .   | -      | -        | -                | -                                    | -            | -                                   | -   | -                            |
| 3 ROOMS OR MORE . . . . .   | 300    | 100      | 100              | -                                    | -            | -                                   | -   | -                            |
| NOT REPORTED . . . . .  | 700    | 600      | -                | -                                    | -            | -                                   | -   | -                            |
| LACKING SPECIFIED HEATING EQUIPMENT OR NONE . . . . .                       | 300    | 100      | 100              | -                                    | 200          | -                                   | -   | 200                          |

<sup>1</sup>PERSONS WITH USUAL RESIDENCE ELSEWHERE.

<sup>2</sup>EXCLUDES ROOM HEATERS WITHOUT FLUE OR VENT, FIREPLACES, STOVES, AND PORTABLE HEATERS.

TABLE B-13. SELECTED CHARACTERISTICS OF YEAR-ROUND VACANT HOUSING UNITS: 1976--CONTINUED

(DATA BASED ON SAMPLE, SEE TEXT. FOR MINIMUM BASE FOR DERIVED FIGURES (PERCENT, MEDIAN, ETC.) AND MEANING OF SYMBOLS, SEE TEXT)

| STANDARD METROPOLITAN STATISTICAL AREA<br>BALTIMORE, MD.<br>IN CENTRAL CITY | TOTAL  | FOR RENT | FOR SALE<br>ONLY | RENTED<br>OR SOLD<br>NOT<br>OCCUPIED | OTHER VACANT |                                    |   |                              |
|---|--------|----------|------------------|--------------------------------------|--------------|------------------------------------|---|------------------------------|
|   |        |          |                  |                                      | TOTAL        | HELD FOR<br>OCCAS-<br>IONAL<br>USE | TEMPO-<br>RARILY<br>OCCUPIED<br>BY URE <sup>1</sup> | HELD FOR<br>OTHER<br>REASONS |
| ALL YEAR-ROUND VACANT HOUSING UNITS--CONTINUED                              |        |          |                  |                                      |              |                                    |   |                              |
| ELEVATOR IN STRUCTURE   |        |          |                  |                                      |              |                                    |   |                              |
| 4 FLOORS OR MORE . . . . .  | 1 600  | 1 500    | -                | 100                                  | -            | -                                  | -   | -                            |
| WITH ELEVATOR . . . . .   | 1 500  | 1 300    | -                | 100                                  | -            | -                                  | -   | -                            |
| WALKUP . . . . .  | 200    | 200      | -                | -                                    | -            | -                                  | -   | -                            |
| 1 TO 3 FLOORS . . . . .   | 17 500 | 9 800    | 1 400            | 2 700                                | 3 600        | -                                  | 200   | 3 500                        |
| BASEMENT  |        |          |                  |                                      |              |                                    |   |                              |
| WITH BASEMENT . . . . .   | 17 300 | 10 500   | 1 400            | 2 400                                | 3 100        | -                                  | 200   | 2 900                        |
| NO BASEMENT . . . . .   | 1 800  | 800      | -                | 500                                  | 600          | -                                  | -   | 600                          |
| DURATION OF VACANCY   |        |          |                  |                                      |              |                                    |   |                              |
| LESS THAN 1 MONTH . . . . .   | 5 900  | 3 800    | -                | 1 700                                | 500          | -                                  | ...   | 500                          |
| 1 UP TO 2 MONTHS . . . . .  | 3 700  | 2 900    | 600              | 100                                  | 200          | -                                  | ...   | 200                          |
| 2 UP TO 6 MONTHS . . . . .  | 4 300  | 2 900    | 500              | 400                                  | 600          | -                                  | ...   | 600                          |
| 6 MONTHS OR MORE . . . . .  | 5 000  | 1 800    | 300              | 600                                  | 2 300        | -                                  | ...   | 2 300                        |
| SELECTED DEFICIENCIES   |        |          |                  |                                      |              |                                    |   |                              |
| SOME OR ALL ELECTRIC WIRING EXPOSED . . . . .                               | 700    | 100      | 300              | -                                    | 300          | -                                  | -   | 300                          |
| 1 OR MORE ROOMS LACKING ELECTRIC WALL<br>OUTLETS . . . . .                  | 700    | -        | 300              | -                                    | 400          | -                                  | -   | 400                          |
| 2 OR MORE UNITS IN STRUCTURE:   |        |          |                  |                                      |              |                                    |   |                              |
| SOME OR ALL LIGHT FIXTURES IN PUBLIC HALLS<br>NOT WORKING . . . . .         | 1 000  | 600      | -                | 200                                  | 300          | -                                  | -   | 300                          |
| LOOSE, BROKEN, OR MISSING STEPS ON COMMON<br>STAIRWAYS . . . . .            | 900    | 400      | 100              | 200                                  | 100          | -                                  | -   | 100                          |
| LOOSE RAILINGS ON COMMON STAIRWAYS . . . . .                                | 300    | 300      | -                | -                                    | -            | -                                  | -   | -                            |
| ABANDONED BUILDINGS ON SAME STREET . . . . .                                | 4 200  | 2 500    | 300              | 600                                  | 700          | -                                  | 200   | 600                          |
| SALES PRICE ASKED   |        |          |                  |                                      |              |                                    |   |                              |
| SPECIFIED VACANT FOR SALE <sup>2</sup>                                      |        |          |                  |                                      |              |                                    |   |                              |
| LESS THAN \$10,000 . . . . .  | 900    | ...      | 900              | ...                                  | ...          | ...                                | ...   | ...                          |
| \$10,000 TO \$14,999 . . . . .  | 100    | ...      | 100              | ...                                  | ...          | ...                                | ...   | ...                          |
| \$15,000 TO \$19,999 . . . . .  | 100    | ...      | 100              | ...                                  | ...          | ...                                | ...   | ...                          |
| \$20,000 TO \$24,999 . . . . .  | 500    | ...      | 500              | ...                                  | ...          | ...                                | ...   | ...                          |
| \$25,000 TO \$34,999 . . . . .  | -      | ...      | -                | ...                                  | ...          | ...                                | ...   | ...                          |
| \$35,000 TO \$49,999 . . . . .  | 100    | ...      | 100              | ...                                  | ...          | ...                                | ...   | ...                          |
| \$50,000 OR MORE . . . . .  | -      | ...      | -                | ...                                  | ...          | ...                                | ...   | ...                          |
| MEDIAN . . . . .  | ...    | ...      | ...              | ...                                  | ...          | ...                                | ...   | ...                          |
| GARAGE OR CARPORT ON PROPERTY . . . . .                                     | -      | ...      | -                | ...                                  | ...          | ...                                | ...   | ...                          |
| SPECIFIED VACANT FOR RENT <sup>3</sup> . . . . .                            | 11 300 | 11 300   | ...              | ...                                  | ...          | ...                                | ...   | ...                          |
| RENT ASKED  |        |          |                  |                                      |              |                                    |   |                              |
| LESS THAN \$50 . . . . .  | 300    | 300      | ...              | ...                                  | ...          | ...                                | ...   | ...                          |
| \$50 TO \$69 . . . . .  | 300    | 300      | ...              | ...                                  | ...          | ...                                | ...   | ...                          |
| \$70 TO \$79 . . . . .  | 300    | 300      | ...              | ...                                  | ...          | ...                                | ...   | ...                          |
| \$80 TO \$99 . . . . .  | 900    | 900      | ...              | ...                                  | ...          | ...                                | ...   | ...                          |
| \$100 TO \$119 . . . . .  | 2 200  | 2 200    | ...              | ...                                  | ...          | ...                                | ...   | ...                          |
| \$120 TO \$149 . . . . .  | 3 500  | 3 500    | ...              | ...                                  | ...          | ...                                | ...   | ...                          |
| \$150 TO \$199 . . . . .  | 2 300  | 2 300    | ...              | ...                                  | ...          | ...                                | ...   | ...                          |
| \$200 OR MORE . . . . .   | 1 500  | 1 500    | ...              | ...                                  | ...          | ...                                | ...   | ...                          |
| MEDIAN . . . . .  | 133    | 133      | ...              | ...                                  | ...          | ...                                | ...   | ...                          |
| ALL UTILITIES INCLUDED . . . . .  | ...    | ...      | ...              | ...                                  | ...          | ...                                | ...   | ...                          |
| GARBAGE AND TRASH COLLECTION SERVICE . . . . .                              | 133    | 133      | ...              | ...                                  | ...          | ...                                | ...   | ...                          |
| PUBLIC OR PRIVATE HOUSING   |        |          |                  |                                      |              |                                    |   |                              |
| PRIVATE HOUSING . . . . .   | 10 300 | 10 300   | ...              | ...                                  | ...          | ...                                | ...   | ...                          |
| PUBLIC HOUSING PROJECT . . . . .  | 900    | 900      | ...              | ...                                  | ...          | ...                                | ...   | ...                          |
| NOT REPORTED . . . . .  | -      | -        | ...              | ...                                  | ...          | ...                                | ...   | ...                          |

<sup>1</sup>PERSONS WITH USUAL RESIDENCE ELSEWHERE.

<sup>2</sup>LIMITED TO 1-FAMILY HOMES ON LESS THAN 10 ACRES AND NO BUSINESS ON PROPERTY.

<sup>3</sup>EXCLUDES 1-FAMILY HOMES ON 10 ACRES OR MORE.

TABLE C-1. OCCUPANCY AND UTILIZATION CHARACTERISTICS AND SERVICES AVAILABLE FOR OWNER AND RENTER OCCUPIED HOUSING UNITS: 1976

(DATA BASED ON SAMPLE, SEE TEXT. FOR MINIMUM BASE FOR DERIVED FIGURES (PERCENT, MEDIAN, ETC.) AND MEANING OF SYMBOLS, SEE TEXT)

| STANDARD METROPOLITAN STATISTICAL AREA<br>BALTIMORE, MD.<br>NOT IN CENTRAL CITY | TOTAL   | STANDARD METROPOLITAN STATISTICAL AREA<br>BALTIMORE, MD.<br>NOT IN CENTRAL CITY | TOTAL   |
|---|---------|---|---------|
| <b>DURATION OF OCCUPANCY</b>  |         | <b>CONDITION OF KITCHEN FACILITIES--CONTINUED</b>                               |         |
| OWNER OCCUPIED . . . . .  | 291 200 | RENTER OCCUPIED . . . . .   | 131 800 |
| HOUSEHOLD HEAD LIVED HERE:  |         | WITH COMPLETE KITCHEN FACILITIES . . . . .                                      | 130 600 |
| LESS THAN 3 MONTHS . . . . .  | 6 400   | ALL USABLE . . . . .  | 129 500 |
| 3 MONTHS OR LONGER . . . . .  | 284 800 | 1 OR MORE NOT USABLE . . . . .  | 900     |
| LIVED HERE LAST WINTER . . . . .  | 276 800 | NOT REPORTED . . . . .  | 100     |
|   |         | LACKING COMPLETE KITCHEN FACILITIES . . . . .                                   | 1 200   |
| RENTER OCCUPIED . . . . .   | 131 800 | <b>GARBAGE COLLECTION SERVICE</b>   |         |
| HOUSEHOLD HEAD LIVED HERE:  |         | OWNER OCCUPIED . . . . .  | 291 200 |
| LESS THAN 3 MONTHS . . . . .  | 12 700  | WITH SERVICE . . . . .  | 283 200 |
| 3 MONTHS OR LONGER . . . . .  | 119 100 | LESS THAN ONCE A WEEK . . . . .   | 200     |
| LIVED HERE LAST WINTER . . . . .  | 107 300 | ONCE A WEEK . . . . .   | 12 500  |
|   |         | TWICE A WEEK OR MORE . . . . .  | 267 800 |
| <b>BEDROOMS</b>   |         | DON'T KNOW . . . . .  | 2 300   |
| OWNER OCCUPIED . . . . .  | 291 200 | NOT REPORTED . . . . .  | 500     |
| NONE AND 1 . . . . .  | 9 100   | NO SERVICE . . . . .  | 7 500   |
| 2 OR MORE . . . . .   | 282 100 | METHOD OF DISPOSAL:   |         |
| NONE LACKING PRIVACY . . . . .  | 270 700 | INCINERATOR, TRASH CHUTE, OR COMPACTOR . . . . .                                | 200     |
| 1 OR MORE LACKING PRIVACY . . . . .   | 11 100  | GARBAGE DISPOSAL . . . . .  | -       |
| PRIVACY NOT REPORTED . . . . .  | 300     | OTHER MEANS . . . . .   | 7 100   |
| 3-OR-MORE-PERSON HOUSEHOLDS . . . . .   | 185 000 | NOT REPORTED . . . . .  | 300     |
| NO BEDROOMS USED BY 3 PERSONS OR MORE . . . . .                                 | 178 000 | DON'T KNOW . . . . .  | 500     |
| BEDROOMS USED BY 3 PERSONS OR MORE . . . . .                                    | 4 500   | NOT REPORTED . . . . .  | -       |
| 1 . . . . .   | 4 000   | RENTER OCCUPIED . . . . .   | 131 800 |
| 2 OR MORE . . . . .   | 500     | WITH SERVICE . . . . .  | 126 600 |
| BEDROOMS USED BY PERSONS 13 YEARS OF AGE OR OLDER . . . . .                     | 2 600   | LESS THAN ONCE A WEEK . . . . .   | 100     |
| NO BEDROOMS USED BY PERSONS 13 YEARS OF AGE OR OLDER . . . . .                  | 1 600   | ONCE A WEEK . . . . .   | 8 700   |
| NOT REPORTED . . . . .  | 300     | TWICE A WEEK OR MORE . . . . .  | 104 300 |
| NO BEDROOMS . . . . .   | -       | DON'T KNOW . . . . .  | 13 300  |
| NOT REPORTED . . . . .  | 2 500   | NOT REPORTED . . . . .  | 100     |
| 1- AND 2-PERSON HOUSEHOLDS . . . . .  | 106 200 | NO SERVICE . . . . .  | 4 800   |
| RENTER OCCUPIED . . . . .   | 131 800 | METHOD OF DISPOSAL:   |         |
| NONE AND 1 . . . . .  | 40 400  | INCINERATOR, TRASH CHUTE, OR COMPACTOR . . . . .                                | 800     |
| 2 OR MORE . . . . .   | 91 400  | GARBAGE DISPOSAL . . . . .  | 900     |
| NONE LACKING PRIVACY . . . . .  | 86 000  | OTHER MEANS . . . . .   | 3 000   |
| 1 OR MORE LACKING PRIVACY . . . . .   | 5 400   | NOT REPORTED . . . . .  | 200     |
| PRIVACY NOT REPORTED . . . . .  | -       | DON'T KNOW . . . . .  | 100     |
| 3-OR-MORE-PERSON HOUSEHOLDS . . . . .   | 51 700  | NOT REPORTED . . . . .  | 200     |
| NO BEDROOMS USED BY 3 PERSONS OR MORE . . . . .                                 | 46 000  | <b>EXTERMINATOR SERVICE</b>   |         |
| BEDROOMS USED BY 3 PERSONS OR MORE . . . . .                                    | 4 700   | OWNER OCCUPIED . . . . .  | 291 200 |
| 1 . . . . .   | 4 600   | OCCUPIED 3 MONTHS OR LONGER . . . . .   | 284 800 |
| 2 OR MORE . . . . .   | 200     | NO SIGNS OF MICE OR RATS . . . . .  | 262 200 |
| BEDROOMS USED BY PERSONS 13 YEARS OF AGE OR OLDER . . . . .                     | 2 900   | WITH SIGNS OF MICE OR RATS . . . . .  | 22 000  |
| NO BEDROOMS USED BY PERSONS 13 YEARS OF AGE OR OLDER . . . . .                  | 1 100   | REGULAR EXTERMINATION SERVICE . . . . .   | 900     |
| NOT REPORTED . . . . .  | 800     | IRREGULAR EXTERMINATION SERVICE . . . . .                                       | 2 800   |
| NO BEDROOMS . . . . .   | -       | NO EXTERMINATION SERVICE . . . . .  | 17 800  |
| NOT REPORTED . . . . .  | 900     | NOT REPORTED . . . . .  | 500     |
| 1- AND 2-PERSON HOUSEHOLDS . . . . .  | 80 100  | NOT REPORTED . . . . .  | 600     |
| <b>CONDITION OF KITCHEN FACILITIES</b>  |         | OCCUPIED LESS THAN 3 MONTHS . . . . .   | 6 400   |
| OWNER OCCUPIED . . . . .  | 291 200 | RENTER OCCUPIED . . . . .   | 131 800 |
| WITH COMPLETE KITCHEN FACILITIES . . . . .                                      | 289 600 | OCCUPIED 3 MONTHS OR LONGER . . . . .   | 119 100 |
| ALL USABLE . . . . .  | 289 100 | NO SIGNS OF MICE OR RATS . . . . .  | 110 100 |
| 1 OR MORE NOT USABLE . . . . .  | 300     | WITH SIGNS OF MICE OR RATS . . . . .  | 8 900   |
| NOT REPORTED . . . . .  | 200     | REGULAR EXTERMINATION SERVICE . . . . .   | 500     |
| LACKING COMPLETE KITCHEN FACILITIES . . . . .                                   | 1 600   | IRREGULAR EXTERMINATION SERVICE . . . . .                                       | 1 600   |
|   |         | NO EXTERMINATION SERVICE . . . . .  | 6 600   |
|   |         | NOT REPORTED . . . . .  | 300     |
|   |         | NOT REPORTED . . . . .  | -       |
|   |         | OCCUPIED LESS THAN 3 MONTHS . . . . .   | 12 700  |



TABLE C-2. SELECTED STRUCTURAL CHARACTERISTICS BY DEFICIENCIES FOR OWNER AND RENTER OCCUPIED HOUSING UNITS: 1976  
(DATA BASED ON SAMPLE, SEE TEXT. FOR MINIMUM BASE FOR DERIVED FIGURES (PERCENT, MEDIAN, ETC.) AND MEANING OF SYMBOLS, SEE TEXT)

| STANDARD METROPOLITAN STATISTICAL AREA<br>BALTIMORE, MD.<br>NOT IN CENTRAL CITY | TOTAL   | STANDARD METROPOLITAN STATISTICAL AREA<br>BALTIMORE, MD.<br>NOT IN CENTRAL CITY | TOTAL   |
|---|---------|---|---------|
| 1-UNIT STRUCTURES INCLUDING MOBILE HOMES<br>OR TRAILERS. . . . .                | 333 700 | ALL OCCUPIED HOUSING UNITS--CONTINUED   |         |
| 2 OR MORE UNITS IN STRUCTURE. . . . .   | 89 300  | ELECTRIC WALL OUTLETS   |         |
| COMMON STAIRWAYS  |         | OWNER OCCUPIED. . . . .   | 291 200 |
| OWNER OCCUPIED. . . . .   | 5 100   | WITH WORKING OUTLETS IN EACH ROOM . . . . .                                     | 285 100 |
| WITH COMMON STAIRWAYS . . . . .   | 3 400   | LACKING WORKING OUTLETS IN SOME OR ALL ROOMS. . . . .                           | 6 000   |
| NO LOOSE STEPS. . . . .   | 2 600   | NOT REPORTED. . . . .   | 200     |
| RAILINGS NOT LOOSE. . . . .   | 2 200   | RENTER OCCUPIED . . . . .   | 131 800 |
| RAILINGS LOOSE. . . . .   | -       | WITH WORKING OUTLETS IN EACH ROOM . . . . .                                     | 129 000 |
| NO RAILINGS . . . . .   | 300     | LACKING WORKING OUTLETS IN SOME OR ALL ROOMS. . . . .                           | 2 800   |
| RAILINGS NOT REPORTED . . . . .   | 200     | NOT REPORTED. . . . .   | -       |
| LOOSE STEPS . . . . .   | 100     |   |         |
| RAILINGS NOT LOOSE. . . . .   | -       | BASEMENT  |         |
| RAILINGS LOOSE. . . . .   | 100     | OWNER OCCUPIED. . . . .   | 291 200 |
| NO RAILINGS . . . . .   | -       | WITH BASEMENT . . . . .   | 228 500 |
| RAILINGS NOT REPORTED . . . . .   | 600     | NO WATER LEAKAGE. . . . .   | 193 300 |
| STEPS NOT REPORTED. . . . .   | 1 700   | WITH WATER LEAKAGE. . . . .   | 34 200  |
| NO COMMON STAIRWAYS . . . . .   | -       | DON'T KNOW. . . . .   | 800     |
| RENTER OCCUPIED . . . . .   | 84 200  | NOT REPORTED. . . . .   | 300     |
| WITH COMMON STAIRWAYS . . . . .   | 72 800  | NO BASEMENT . . . . .   | 62 700  |
| NO LOOSE STEPS. . . . .   | 66 400  |   |         |
| RAILINGS NOT LOOSE. . . . .   | 63 100  | RENTER OCCUPIED . . . . .   | 131 800 |
| RAILINGS LOOSE. . . . .   | 2 000   | WITH BASEMENT . . . . .   | 64 200  |
| NO RAILINGS . . . . .   | 1 100   | NO WATER LEAKAGE. . . . .   | 45 700  |
| RAILINGS NOT REPORTED . . . . .   | 200     | WITH WATER LEAKAGE. . . . .   | 8 000   |
| LOOSE STEPS . . . . .   | 2 000   | DON'T KNOW. . . . .   | 10 200  |
| RAILINGS NOT LOOSE. . . . .   | 1 700   | NOT REPORTED. . . . .   | 300     |
| RAILINGS LOOSE. . . . .   | 300     | NO BASEMENT . . . . .   | 67 600  |
| NO RAILINGS . . . . .   | -       |   |         |
| RAILINGS NOT REPORTED . . . . .   | -       | ROOF  |         |
| STEPS NOT REPORTED. . . . .   | 4 400   | OWNER OCCUPIED. . . . .   | 291 200 |
| NO COMMON STAIRWAYS . . . . .   | 11 400  | NO WATER LEAKAGE. . . . .   | 276 400 |
| LIGHT FIXTURES IN PUBLIC HALLS  |         | WITH WATER LEAKAGE. . . . .   | 13 500  |
| OWNER OCCUPIED. . . . .   | 5 100   | DON'T KNOW. . . . .   | 900     |
| WITH PUBLIC HALLS . . . . .   | 1 700   | NOT REPORTED. . . . .   | 300     |
| WITH LIGHT FIXTURES . . . . .   | 1 700   | RENTER OCCUPIED . . . . .   | 131 800 |
| ALL WORKING . . . . .   | 1 700   | NO WATER LEAKAGE. . . . .   | 110 900 |
| SOME WORKING. . . . .   | -       | WITH WATER LEAKAGE. . . . .   | 6 500   |
| NONE WORKING. . . . .   | -       | DON'T KNOW. . . . .   | 14 200  |
| NOT REPORTED. . . . .   | -       | NOT REPORTED. . . . .   | 100     |
| NO LIGHT FIXTURES . . . . .   | -       |   |         |
| NO PUBLIC HALLS . . . . .   | 2 800   | INTERIOR CEILINGS AND WALLS   |         |
| NOT REPORTED. . . . .   | 600     | OWNER OCCUPIED. . . . .   | 291 200 |
| RENTER OCCUPIED . . . . .   | 84 200  | OPEN CRACKS OR HOLES: . . . . .   |         |
| WITH PUBLIC HALLS . . . . .   | 64 900  | NO OPEN CRACKS OR HOLES . . . . .   | 280 100 |
| WITH LIGHT FIXTURES . . . . .   | 64 700  | WITH OPEN CRACKS OR HOLES . . . . .   | 11 100  |
| ALL WORKING . . . . .   | 58 400  | NOT REPORTED. . . . .   | -       |
| SOME WORKING. . . . .   | 4 900   | BROKEN PLASTER: . . . . .   |         |
| NONE WORKING. . . . .   | 900     | NO BROKEN PLASTER . . . . .   | 285 900 |
| NOT REPORTED. . . . .   | 500     | WITH BROKEN PLASTER . . . . .   | 5 300   |
| NO LIGHT FIXTURES . . . . .   | 200     | NOT REPORTED. . . . .   | -       |
| NO PUBLIC HALLS . . . . .   | 15 100  | PEELING PAINT: . . . . .  |         |
| NOT REPORTED. . . . .   | 4 200   | NO PEELING PAINT. . . . .   | 286 000 |
| STORIES BETWEEN MAIN AND APARTMENT ENTRANCES                                    |         | WITH PEELING PAINT. . . . .   | 5 100   |
| NONE (ON SAME FLOOR) . . . . .  | 17 900  | NOT REPORTED. . . . .   | 200     |
| 1 (UP OR DOWN) . . . . .  | 49 500  | RENTER OCCUPIED . . . . .   | 131 800 |
| 2 OR MORE (UP OR DOWN) . . . . .  | 16 100  | OPEN CRACKS OR HOLES: . . . . .   |         |
| NOT REPORTED. . . . .   | 5 700   | NO OPEN CRACKS OR HOLES . . . . .   | 119 800 |
| ALL OCCUPIED HOUSING UNITS. . . . .   | 423 000 | WITH OPEN CRACKS OR HOLES . . . . .   | 12 000  |
| ELECTRIC WIRING   |         | NOT REPORTED. . . . .   | -       |
| OWNER OCCUPIED. . . . .   | 291 200 | BROKEN PLASTER: . . . . .   |         |
| ALL WIRING CONCEALED IN WALLS OR METAL COVERING . . . . .                       | 288 400 | NO BROKEN PLASTER . . . . .   | 126 200 |
| SOME OR ALL WIRING EXPOSED. . . . .   | 2 800   | WITH BROKEN PLASTER . . . . .   | 5 600   |
| NOT REPORTED. . . . .   | -       | NOT REPORTED. . . . .   | -       |
| RENTER OCCUPIED . . . . .   | 131 800 | PEELING PAINT: . . . . .  |         |
| ALL WIRING CONCEALED IN WALLS OR METAL COVERING . . . . .                       | 130 600 | NO PEELING PAINT. . . . .   | 126 800 |
| SOME OR ALL WIRING EXPOSED. . . . .   | 1 200   | WITH PEELING PAINT. . . . .   | 4 900   |
| NOT REPORTED. . . . .   | -       | NOT REPORTED. . . . .   | -       |

TABLE C-2. SELECTED STRUCTURAL CHARACTERISTICS BY DEFICIENCIES FOR OWNER AND RENTER OCCUPIED HOUSING UNITS: 1976--CONTINUED  
(DATA BASED ON SAMPLE, SEE TEXT. FOR MINIMUM BASE FOR DERIVED FIGURES (PERCENT, MEDIAN, ETC.) AND MEANING OF SYMBOLS, SEE TEXT)

| STANDARD METROPOLITAN STATISTICAL AREA<br>BALTIMORE, MD.<br>NOT IN CENTRAL CITY | TOTAL   | STANDARD METROPOLITAN STATISTICAL AREA<br>BALTIMORE, MD.<br>NOT IN CENTRAL CITY | TOTAL   |
|---|---------|---|---------|
| ALL OCCUPIED HOUSING UNITS--CONTINUED   |         | ALL OCCUPIED HOUSING UNITS--CONTINUED   |         |
| INTERIOR FLOORS   |         | SELECTED STRUCTURAL DEFICIENCIES AND<br>WISH TO MOVE--CONTINUED                 |         |
| OWNER OCCUPIED. . . . .   | 291 200 | RENTER OCCUPIED . . . . .   | 131 800 |
| NO HOLES IN FLOOR . . . . .   | 288 000 | WITH STRUCTURAL DEFICIENCIES. . . . .   | 27 700  |
| WITH HOLES IN FLOOR . . . . .   | 2 200   | HOUSEHOLD WOULD LIKE TO MOVE. . . . .   | 2 800   |
| NOT REPORTED. . . . .   | 1 100   | BECAUSE OF 1 CONDITION. . . . .   | 1 100   |
|   |         | BECAUSE OF 2 CONDITIONS . . . . .   | 1 100   |
| RENTER OCCUPIED . . . . .   | 131 800 | BECAUSE OF 3 OR MORE CONDITIONS . . . . .                                       | 600     |
| NO HOLES IN FLOOR . . . . .   | 128 100 | HOUSEHOLD WOULD NOT LIKE TO MOVE. . . . .                                       | 23 700  |
| WITH HOLES IN FLOOR . . . . .   | 3 200   | NOT REPORTED. . . . .   | 1 200   |
| NOT REPORTED. . . . .   | 500     | NO STRUCTURAL DEFICIENCIES. . . . .   | 104 100 |
|   |         | NOT REPORTED. . . . .   | -       |
| SELECTED STRUCTURAL DEFICIENCIES AND<br>WISH TO MOVE                            |         | OVERALL OPINION OF STRUCTURE  |         |
| OWNER OCCUPIED. . . . .   | 291 200 | OWNER OCCUPIED: . . . . .   | 291 200 |
| WITH STRUCTURAL DEFICIENCIES. . . . .   | 55 400  | EXCELLENT . . . . .   | 147 700 |
| HOUSEHOLD WOULD LIKE TO MOVE. . . . .   | 1 300   | GOOD. . . . .   | 120 500 |
| BECAUSE OF 1 CONDITION. . . . .   | 600     | FAIR. . . . .   | 20 600  |
| BECAUSE OF 2 CONDITIONS . . . . .   | 500     | POOR. . . . .   | 1 500   |
| BECAUSE OF 3 OR MORE CONDITIONS . . . . .                                       | 200     | NOT REPORTED. . . . .   | 900     |
| HOUSEHOLD WOULD NOT LIKE TO MOVE. . . . .                                       | 51 900  | RENTER OCCUPIED . . . . .   | 131 800 |
| NOT REPORTED. . . . .   | 2 300   | EXCELLENT . . . . .   | 37 900  |
| NO STRUCTURAL DEFICIENCIES. . . . .   | 235 800 | GOOD. . . . .   | 59 000  |
| NOT REPORTED. . . . .   | -       | FAIR. . . . .   | 28 600  |
|   |         | POOR. . . . .   | 5 600   |
|   |         | NOT REPORTED. . . . .   | 800     |

TABLE C-3. FAILURES IN PLUMBING FACILITIES AND EQUIPMENT FOR OWNER AND RENTER OCCUPIED HOUSING UNITS: 1976

(DATA BASED ON SAMPLE, SEE TEXT. FOR MINIMUM BASE FOR DERIVED FIGURES (PERCENT, MEDIAN, ETC.) AND MEANING OF SYMBOLS, SEE TEXT)

| STANDARD METROPOLITAN STATISTICAL AREA<br>BALTIMORE, MD.<br>NOT IN CENTRAL CITY | TOTAL   | STANDARD METROPOLITAN STATISTICAL AREA<br>BALTIMORE, MD.<br>NOT IN CENTRAL CITY | TOTAL   |
|---|---------|---|---------|
| UNITS OCCUPIED 3 MONTHS OR LONGER . . . . .                                     | 403 900 | UNITS OCCUPIED 3 MONTHS OR LONGER--CON.   |         |
| <b>WATER SUPPLY</b>   |         | <b>FLUSH TOILET--CONTINUED</b>  |         |
| OWNER OCCUPIED.   | 284 800 | RENTER OCCUPIED . . . . .   | 119 100 |
| WITH PIPED WATER INSIDE STRUCTURE . . . . .                                     | 283 900 | WITH ALL PLUMBING FACILITIES. . . . .   | 117 400 |
| NO BREAKDOWNS . . . . .   | 274 200 | WITH ONLY 1 FLUSH TOILET . . . . .  | 91 500  |
| WITH BREAKDOWNS . . . . .   | 8 200   | NO BREAKDOWNS IN FLUSH TOILET . . . . .   | 89 300  |
| UNUSABLE 6 CONSECUTIVE HOURS OR LONGER:   |         | WITH BREAKDOWNS IN FLUSH TOILET . . . . .                                       | 2 200   |
| 1 TIME . . . . .  | 6 500   | UNUSABLE 6 CONSECUTIVE HOURS OR LONGER:   |         |
| 2 TIMES . . . . .   | 500     | 1 TIME . . . . .  | 1 100   |
| 3 TIMES OR MORE . . . . .   | 1 200   | 2 TIMES . . . . .   | 500     |
| NOT REPORTED. . . . .   | -       | 3 TIMES . . . . .   | 300     |
| DON'T KNOW. . . . .   | 900     | 4 TIMES OR MORE . . . . .   | 300     |
| NOT REPORTED. . . . .   | 600     | NOT REPORTED. . . . .   | -       |
| REASON FOR BREAKDOWN:   |         | NOT REPORTED. . . . .   | -       |
| PROBLEMS INSIDE BUILDING. . . . .   | 1 200   | REASON FOR BREAKDOWN:   |         |
| PROBLEMS OUTSIDE BUILDING . . . . .   | 6 900   | PROBLEMS INSIDE BUILDING. . . . .   | 1 900   |
| NOT REPORTED. . . . .   | -       | PROBLEMS OUTSIDE BUILDING . . . . .   | 300     |
| NO PIPED WATER INSIDE STRUCTURE . . . . .                                       | 900     | NOT REPORTED. . . . .   | -       |
| RENTER OCCUPIED . . . . .   | 119 100 | LACKING SOME OR ALL PLUMBING FACILITIES . . . . .                               | 1 700   |
| WITH PIPED WATER INSIDE STRUCTURE . . . . .                                     | 118 200 | <b>ELECTRIC FUSE BLOWOUTS</b>   |         |
| NO BREAKDOWNS . . . . .   | 111 800 | OWNER OCCUPIED. . . . .   | 284 800 |
| WITH BREAKDOWNS . . . . .   | 5 300   | NO FUSE OR SWITCH BLOWOUTS. . . . .   | 240 200 |
| UNUSABLE 6 CONSECUTIVE HOURS OR LONGER:   |         | WITH FUSE OR SWITCH BLOWOUTS. . . . .   | 43 600  |
| 1 TIME . . . . .  | 3 600   | 1 TIME . . . . .  | 23 900  |
| 2 TIMES . . . . .   | 600     | 2 TIMES . . . . .   | 8 800   |
| 3 TIMES OR MORE . . . . .   | 1 100   | 3 TIMES OR MORE . . . . .   | 10 700  |
| NOT REPORTED. . . . .   | -       | NOT REPORTED. . . . .   | 200     |
| DON'T KNOW. . . . .   | 600     | DON'T KNOW. . . . .   | 800     |
| NOT REPORTED. . . . .   | 400     | NOT REPORTED. . . . .   | 300     |
| REASON FOR BREAKDOWN:   |         | RENTER OCCUPIED . . . . .   | 119 100 |
| PROBLEMS INSIDE BUILDING. . . . .   | 2 200   | NO FUSE OR SWITCH BLOWOUTS. . . . .   | 105 600 |
| PROBLEMS OUTSIDE BUILDING . . . . .   | 3 000   | WITH FUSE OR SWITCH BLOWOUTS. . . . .   | 12 900  |
| NOT REPORTED. . . . .   | 200     | 1 TIME . . . . .  | 8 700   |
| NO PIPED WATER INSIDE STRUCTURE . . . . .                                       | 900     | 2 TIMES . . . . .   | 2 700   |
| <b>SEWAGE DISPOSAL</b>  |         | 3 TIMES OR MORE . . . . .   | 1 500   |
| OWNER OCCUPIED. . . . .   | 284 800 | NOT REPORTED. . . . .   | -       |
| WITH PUBLIC SEWER, SEPTIC TANK, OR CESSPOOL . . . . .                           | 282 900 | DON'T KNOW. . . . .   | 600     |
| NO BREAKDOWNS . . . . .   | 277 900 | NOT REPORTED. . . . .   | -       |
| WITH BREAKDOWNS . . . . .   | 3 900   | UNITS OCCUPIED LAST WINTER. . . . .   | 384 100 |
| UNUSABLE 6 CONSECUTIVE HOURS OR LONGER:   |         | <b>HEATING EQUIPMENT</b>  |         |
| 1 TIME . . . . .  | 3 000   | OWNER OCCUPIED. . . . .   | 276 800 |
| 2 TIMES . . . . .   | -       | WITH HEATING EQUIPMENT. . . . .   | 276 800 |
| 3 TIMES OR MORE . . . . .   | 900     | NO BREAKDOWNS . . . . .   | 256 400 |
| NOT REPORTED. . . . .   | -       | WITH BREAKDOWNS . . . . .   | 19 400  |
| DON'T KNOW. . . . .   | 1 100   | 1 TIME . . . . .  | 14 400  |
| NOT REPORTED. . . . .   | 1 100   | 2 TIMES . . . . .   | 2 000   |
| WITH CHEMICAL TOILET, PRIVY, OR OTHER MEANS . . . . .                           | 1 900   | 3 TIMES . . . . .   | 1 200   |
| RENTER OCCUPIED . . . . .   | 119 100 | 4 TIMES OR MORE . . . . .   | 1 600   |
| WITH PUBLIC SEWER, SEPTIC TANK, OR CESSPOOL . . . . .                           | 117 700 | NOT REPORTED. . . . .   | 200     |
| NO BREAKDOWNS . . . . .   | 116 300 | NOT REPORTED. . . . .   | 900     |
| WITH BREAKDOWNS . . . . .   | 1 100   | NO HEATING EQUIPMENT. . . . .   | -       |
| UNUSABLE 6 CONSECUTIVE HOURS OR LONGER:   |         | RENTER OCCUPIED . . . . .   | 107 300 |
| 1 TIME . . . . .  | 900     | WITH HEATING EQUIPMENT. . . . .   | 107 300 |
| 2 TIMES . . . . .   | 200     | NO BREAKDOWNS . . . . .   | 95 200  |
| 3 TIMES OR MORE . . . . .   | -       | WITH BREAKDOWNS . . . . .   | 9 300   |
| NOT REPORTED. . . . .   | -       | 1 TIME . . . . .  | 4 500   |
| DON'T KNOW. . . . .   | 100     | 2 TIMES . . . . .   | 2 300   |
| NOT REPORTED. . . . .   | 200     | 3 TIMES . . . . .   | 800     |
| WITH CHEMICAL TOILET, PRIVY, OR OTHER MEANS . . . . .                           | 1 400   | 4 TIMES OR MORE . . . . .   | 1 500   |
| <b>FLUSH TOILET</b>   |         | NOT REPORTED. . . . .   | 200     |
| OWNER OCCUPIED. . . . .   | 284 800 | NOT REPORTED. . . . .   | 2 800   |
| WITH ALL PLUMBING FACILITIES. . . . .   | 282 100 | NO HEATING EQUIPMENT. . . . .   | -       |
| WITH ONLY 1 FLUSH TOILET . . . . .  | 112 700 | <b>INSUFFICIENT HEAT</b>  |         |
| NO BREAKDOWNS IN FLUSH TOILET . . . . .   | 110 500 | ADDITIONAL HEAT SOURCE:   |         |
| WITH BREAKDOWNS IN FLUSH TOILET . . . . .                                       | 2 000   | OWNER OCCUPIED. . . . .   | 276 800 |
| UNUSABLE 6 CONSECUTIVE HOURS OR LONGER:   |         | WITH SPECIFIED HEATING EQUIPMENT <sup>1</sup> . . . . .                         | 275 400 |
| 1 TIME . . . . .  | 1 400   | NO ADDITIONAL HEAT SOURCE USED. . . . .   | 255 300 |
| 2 TIMES . . . . .   | 500     | USED KITCHEN STOVE, FIREPLACE, OR PORTABLE HEATER . . . . .                     | 19 000  |
| 3 TIMES . . . . .   | -       | NOT REPORTED. . . . .   | 1 100   |
| 4 TIMES OR MORE . . . . .   | 200     | LACKING SPECIFIED HEATING EQUIPMENT OR NONE . . . . .                           | 1 400   |
| NOT REPORTED. . . . .   | -       | RENTER OCCUPIED . . . . .   | 107 300 |
| NOT REPORTED. . . . .   | 200     | WITH SPECIFIED HEATING EQUIPMENT <sup>1</sup> . . . . .                         | 106 200 |
| REASON FOR BREAKDOWN:   |         | NO ADDITIONAL HEAT SOURCE USED. . . . .   | 93 200  |
| PROBLEMS INSIDE BUILDING. . . . .   | 1 400   | USED KITCHEN STOVE, FIREPLACE, OR PORTABLE HEATER . . . . .                     | 10 200  |
| PROBLEMS OUTSIDE BUILDING . . . . .   | 600     | NOT REPORTED. . . . .   | 2 900   |
| NOT REPORTED. . . . .   | -       | LACKING SPECIFIED HEATING EQUIPMENT OR NONE . . . . .                           | 1 000   |
| LACKING SOME OR ALL PLUMBING FACILITIES . . . . .                               | 2 700   |   |         |

<sup>1</sup>EXCLUDES ROOM HEATERS WITHOUT FLUE OR VENT, FIREPLACES, STOVES, AND PORTABLE HEATERS.

TABLE C-3. FAILURES IN PLUMBING FACILITIES AND EQUIPMENT FOR OWNER AND RENTER OCCUPIED HOUSING UNITS: 1976--CONTINUED  
 (DATA BASED ON SAMPLE, SEE TEXT. FOR MINIMUM BASE FOR DERIVED FIGURES (PERCENT, MEDIAN, ETC.) AND MEANING OF SYMBOLS, SEE TEXT)

| STANDARD METROPOLITAN STATISTICAL AREA<br>BALTIMORE, MD.<br>NOT IN CENTRAL CITY | TOTAL   | STANDARD METROPOLITAN STATISTICAL AREA<br>BALTIMORE, MD.<br>NOT IN CENTRAL CITY | TOTAL   |
|---|---------|---|---------|
| UNITS OCCUPIED LAST WINTER--CONTINUED*  |         | UNITS OCCUPIED LAST WINTER--CONTINUED   |         |
| INSUFFICIENT HEAT--CONTINUED  |         | INSUFFICIENT HEAT--CONTINUED  |         |
| ROOMS LACKING SPECIFIED HEAT SOURCE:  |         | CLOSURE OF ROOMS:   |         |
| OWNER OCCUPIED . . . . .  | 276 800 | OWNER OCCUPIED . . . . .  | 276 800 |
| WITH SPECIFIED HEATING EQUIPMENT:   | 275 400 | WITH HEATING EQUIPMENT . . . . .  | 276 800 |
| NO ROOMS LACKING AIR DUCTS, REGISTERS, RADIATORS,<br>OR HEATERS . . . . .       | 246 800 | NO ROOMS CLOSED . . . . .   | 267 500 |
| ROOMS LACKING AIR DUCTS, REGISTERS, RADIATORS,<br>OR HEATERS . . . . .          | 27 400  | CLOSED CERTAIN ROOMS . . . . .  | 8 200   |
| 1 ROOM . . . . .  | 12 000  | LIVING ROOM ONLY . . . . .  | 200     |
| 2 ROOMS . . . . .   | 8 200   | DINING ROOM ONLY . . . . .  | -       |
| 3 ROOMS OR MORE . . . . .   | 7 200   | 1 OR MORE BEDROOMS ONLY . . . . .   | 5 200   |
| NOT REPORTED . . . . .  | 1 100   | OTHER ROOMS OR COMBINATION . . . . .  | 2 600   |
| LACKING SPECIFIED HEATING EQUIPMENT OR NONE . . . . .                           | 1 400   | NOT REPORTED . . . . .  | 300     |
|   |         | NO HEATING EQUIPMENT . . . . .  | 1 100   |
| RENTER OCCUPIED . . . . .   | 107 300 |   | -       |
| WITH SPECIFIED HEATING EQUIPMENT:   | 106 200 | RENTER OCCUPIED . . . . .   | 107 300 |
| NO ROOMS LACKING AIR DUCTS, REGISTERS, RADIATORS,<br>OR HEATERS . . . . .       | 96 500  | WITH HEATING EQUIPMENT . . . . .  | 107 300 |
| ROOMS LACKING AIR DUCTS, REGISTERS, RADIATORS,<br>OR HEATERS . . . . .          | 9 400   | NO ROOMS CLOSED . . . . .   | 100 500 |
| 1 ROOM . . . . .  | 2 900   | CLOSED CERTAIN ROOMS . . . . .  | 4 000   |
| 2 ROOMS . . . . .   | 3 200   | LIVING ROOM ONLY . . . . .  | -       |
| 3 ROOMS OR MORE . . . . .   | 3 300   | DINING ROOM ONLY . . . . .  | 100     |
| NOT REPORTED . . . . .  | 300     | 1 OR MORE BEDROOMS ONLY . . . . .   | 3 200   |
| LACKING SPECIFIED HEATING EQUIPMENT OR NONE . . . . .                           | 1 000   | OTHER ROOMS OR COMBINATION . . . . .  | 600     |
|   |         | NOT REPORTED . . . . .  | -       |
|   |         | NO HEATING EQUIPMENT . . . . .  | 2 800   |

\*EXCLUDES ROOM HEATERS WITHOUT FLUE OR VENT, FIREPLACES, STOVES, AND PORTABLE HEATERS.

TABLE C-4. SELECTED NEIGHBORHOOD CHARACTERISTICS FOR OWNER AND RENTER OCCUPIED HOUSING UNITS: 1976  
 (DATA BASED ON SAMPLE, SEE TEXT. FOR MINIMUM BASE FOR DERIVED FIGURES (PERCENT, MEDIAN, ETC.) AND MEANING OF SYMBOLS, SEE TEXT)

| STANDARD METROPOLITAN STATISTICAL AREA<br>BALTIMORE, MD.<br>NOT IN CENTRAL CITY | TOTAL   | STANDARD METROPOLITAN STATISTICAL AREA<br>BALTIMORE, MD.<br>NOT IN CENTRAL CITY | TOTAL   |
|---|---------|---|---------|
| NEIGHBORHOOD CONDITIONS   |         | NEIGHBORHOOD SERVICES   |         |
| OWNER OCCUPIED . . . . .  | 291 200 | OWNER OCCUPIED . . . . .  | 291 200 |
| NO UNDESIRABLE CONDITIONS . . . . .   | 48 400  | ADEQUATE NEIGHBORHOOD SERVICES . . . . .  | 134 800 |
| UNDESIRABLE CONDITIONS <sup>1</sup> . . . . .                                   | 242 500 | INADEQUATE NEIGHBORHOOD SERVICES <sup>2</sup> . . . . .                         | 156 100 |
| AIRPLANE NOISE . . . . .  | 86 200  | PUBLIC TRANSPORTATION . . . . .   | 122 000 |
| STREET NOISE . . . . .  | 105 300 | SCHOOLS . . . . .   | 17 500  |
| HEAVY TRAFFIC . . . . .   | 80 900  | SHOPPING . . . . .  | 28 300  |
| STREETS NEED REPAIR . . . . .   | 54 000  | POLICE PROTECTION . . . . .   | 24 900  |
| ROADS IMPASSABLE . . . . .  | 47 400  | FIRE PROTECTION . . . . .   | 5 300   |
| POOR STREET LIGHTING . . . . .  | 87 700  | HOSPITALS OR HEALTH CLINICS . . . . .   | 28 800  |
| CRIME . . . . .   | 76 000  | DON'T KNOW . . . . .  | -       |
| LITTER . . . . .  | 58 800  | NOT REPORTED . . . . .  | 300     |
| ABANDONED BUILDINGS . . . . .   | 10 700  | RENTER OCCUPIED . . . . .   | 131 800 |
| HOUSING IN RUNDOWN CONDITION . . . . .  | 25 500  | ADEQUATE NEIGHBORHOOD SERVICES . . . . .  | 77 600  |
| COMMERCIAL OR INDUSTRIAL BUSINESS . . . . .                                     | 48 700  | INADEQUATE NEIGHBORHOOD SERVICES <sup>3</sup> . . . . .                         | 53 600  |
| ODORS . . . . .   | 35 100  | PUBLIC TRANSPORTATION . . . . .   | 42 100  |
| NOT REPORTED . . . . .  | 300     | SCHOOLS . . . . .   | 3 000   |
| RENTER OCCUPIED . . . . .   | 131 800 | SHOPPING . . . . .  | 8 800   |
| NO UNDESIRABLE CONDITIONS . . . . .   | 33 000  | POLICE PROTECTION . . . . .   | 6 200   |
| UNDESIRABLE CONDITIONS <sup>1</sup> . . . . .                                   | 98 200  | FIRE PROTECTION . . . . .   | 1 400   |
| AIRPLANE NOISE . . . . .  | 29 100  | HOSPITALS OR HEALTH CLINICS . . . . .   | 9 900   |
| STREET NOISE . . . . .  | 42 500  | DON'T KNOW . . . . .  | -       |
| HEAVY TRAFFIC . . . . .   | 30 300  | NOT REPORTED . . . . .  | 600     |
| STREETS NEED REPAIR . . . . .   | 18 000  | NEIGHBORHOOD SERVICES AND WISH TO MOVE <sup>4</sup>                             |         |
| ROADS IMPASSABLE . . . . .  | 16 900  | OWNER OCCUPIED . . . . .  | 291 200 |
| POOR STREET LIGHTING . . . . .  | 25 900  | WITH INADEQUATE SERVICE . . . . .   | 156 100 |
| CRIME . . . . .   | 29 300  | HOUSEHOLD WOULD LIKE TO MOVE <sup>5</sup> . . . . .                             | 12 100  |
| LITTER . . . . .  | 21 500  | BECAUSE OF PUBLIC TRANSPORTATION . . . . .                                      | 5 200   |
| ABANDONED BUILDINGS . . . . .   | 5 900   | BECAUSE OF SCHOOLS . . . . .  | 3 900   |
| HOUSING IN RUNDOWN CONDITION . . . . .  | 10 000  | BECAUSE OF SHOPPING . . . . .   | 2 500   |
| COMMERCIAL OR INDUSTRIAL BUSINESS . . . . .                                     | 27 400  | BECAUSE OF POLICE PROTECTION . . . . .  | 3 400   |
| ODORS . . . . .   | 13 000  | BECAUSE OF FIRE PROTECTION . . . . .  | 300     |
| NOT REPORTED . . . . .  | 600     | BECAUSE OF HOSPITALS OR HEALTH CLINICS . . . . .                                | 1 700   |
| NEIGHBORHOOD CONDITIONS AND WISH TO MOVE <sup>2</sup>                           |         | HOUSEHOLD WOULD NOT LIKE TO MOVE . . . . .                                      | 138 900 |
| OWNER OCCUPIED . . . . .  | 291 200 | NOT REPORTED . . . . .  | 5 100   |
| NO UNDESIRABLE NEIGHBORHOOD CONDITIONS . . . . .                                | 48 400  | WITH ADEQUATE SERVICE . . . . .   | 134 800 |
| WITH UNDESIRABLE NEIGHBORHOOD CONDITIONS . . . . .                              | 242 500 | NOT REPORTED . . . . .  | 300     |
| HOUSEHOLD WOULD NOT LIKE TO MOVE . . . . .                                      | 212 300 | RENTER OCCUPIED . . . . .   | 131 800 |
| HOUSEHOLD WOULD LIKE TO MOVE <sup>1</sup> . . . . .                             | 29 800  | WITH INADEQUATE SERVICE . . . . .   | 53 600  |
| BECAUSE OF AIRPLANE NOISE . . . . .   | 3 900   | HOUSEHOLD WOULD LIKE TO MOVE <sup>3</sup> . . . . .                             | 8 700   |
| BECAUSE OF STREET NOISE . . . . .   | 11 900  | BECAUSE OF PUBLIC TRANSPORTATION . . . . .                                      | 5 800   |
| BECAUSE OF HEAVY TRAFFIC . . . . .  | 9 700   | BECAUSE OF SCHOOLS . . . . .  | 500     |
| BECAUSE STREETS NEED REPAIR . . . . .   | 3 100   | BECAUSE OF SHOPPING . . . . .   | 600     |
| BECAUSE OF ROADS IMPASSABLE . . . . .   | 1 700   | BECAUSE OF POLICE PROTECTION . . . . .  | 2 200   |
| BECAUSE OF POOR STREET LIGHTING . . . . .                                       | 1 100   | BECAUSE OF FIRE PROTECTION . . . . .  | 500     |
| BECAUSE OF CRIME . . . . .  | 6 600   | BECAUSE OF HOSPITALS OR HEALTH CLINICS . . . . .                                | 900     |
| BECAUSE OF LITTER . . . . .   | 6 500   | HOUSEHOLD WOULD NOT LIKE TO MOVE . . . . .                                      | 42 800  |
| BECAUSE OF ABANDONED BUILDINGS . . . . .  | 300     | NOT REPORTED . . . . .  | 2 000   |
| BECAUSE OF HOUSING IN RUNDOWN CONDITION . . . . .                               | 3 700   | WITH ADEQUATE SERVICE . . . . .   | 77 600  |
| BECAUSE OF COMMERCIAL OR INDUSTRIAL BUSINESS . . . . .                          | 4 500   | NOT REPORTED . . . . .  | 600     |
| BECAUSE OF ODORS . . . . .  | 4 500   | OVERALL OPINION OF NEIGHBORHOOD   |         |
| NOT REPORTED . . . . .  | 500     | OWNER OCCUPIED . . . . .  | 291 200 |
| NOT REPORTED . . . . .  | 300     | EXCELLENT . . . . .   | 139 100 |
| RENTER OCCUPIED . . . . .   | 131 800 | GOOD . . . . .  | 122 700 |
| NO UNDESIRABLE NEIGHBORHOOD CONDITIONS . . . . .                                | 33 000  | FAIR . . . . .  | 26 100  |
| WITH UNDESIRABLE NEIGHBORHOOD CONDITIONS . . . . .                              | 98 200  | POOR . . . . .  | 2 400   |
| HOUSEHOLD WOULD NOT LIKE TO MOVE . . . . .                                      | 79 300  | NOT REPORTED . . . . .  | 800     |
| HOUSEHOLD WOULD LIKE TO MOVE <sup>1</sup> . . . . .                             | 18 500  | HOUSEHOLD WOULD LIKE TO MOVE . . . . .  | 29 800  |
| BECAUSE OF AIRPLANE NOISE . . . . .   | 2 900   | EXCELLENT . . . . .   | 5 100   |
| BECAUSE OF STREET NOISE . . . . .   | 5 100   | GOOD . . . . .  | 13 400  |
| BECAUSE OF HEAVY TRAFFIC . . . . .  | 2 900   | FAIR . . . . .  | 10 100  |
| BECAUSE STREETS NEED REPAIR . . . . .   | 1 700   | POOR . . . . .  | 1 200   |
| BECAUSE OF ROADS IMPASSABLE . . . . .   | 2 000   | NOT REPORTED . . . . .  | -       |
| BECAUSE OF POOR STREET LIGHTING . . . . .                                       | 1 900   | HOUSEHOLD WOULD NOT LIKE TO MOVE . . . . .                                      | 260 700 |
| BECAUSE OF CRIME . . . . .  | 7 400   | EXCELLENT . . . . .   | 133 800 |
| BECAUSE OF LITTER . . . . .   | 4 200   | GOOD . . . . .  | 109 100 |
| BECAUSE OF ABANDONED BUILDINGS . . . . .  | 600     | FAIR . . . . .  | 16 100  |
| BECAUSE OF HOUSING IN RUNDOWN CONDITION . . . . .                               | 1 500   | POOR . . . . .  | 1 200   |
| BECAUSE OF COMMERCIAL OR INDUSTRIAL BUSINESS . . . . .                          | 1 200   | NOT REPORTED . . . . .  | 500     |
| BECAUSE OF ODORS . . . . .  | 2 200   | NOT REPORTED . . . . .  | 800     |
| NOT REPORTED . . . . .  | 300     |   |         |
| NOT REPORTED . . . . .  | 600     |   |         |

<sup>1</sup> FIGURES WILL NOT ADD TO TOTAL BECAUSE MORE THAN ONE UNDESIRABLE CONDITION WAS REPORTED FOR THE SAME UNIT.

<sup>2</sup> WISH TO MOVE ONLY RELATES TO RESPONDENTS' OPINION OF SPECIFIC NEIGHBORHOOD CONDITIONS.

<sup>3</sup> FIGURES WILL NOT ADD TO TOTAL BECAUSE MORE THAN ONE INADEQUATE SERVICE WAS REPORTED FOR THE SAME UNIT.

<sup>4</sup> WISH TO MOVE ONLY RELATES TO RESPONDENTS' OPINION OF SPECIFIC SERVICES.

TABLE C-4. SELECTED NEIGHBORHOOD CHARACTERISTICS FOR OWNER AND RENTER OCCUPIED HOUSING UNITS: 1976--CONTINUED  
 (DATA BASED ON SAMPLE, SEE TEXT. FOR MINIMUM BASE FOR DERIVED FIGURES (PERCENT, MEDIAN, ETC.) AND MEANING OF SYMBOLS, SEE TEXT)

| STANDARD METROPOLITAN STATISTICAL AREA<br>BALTIMORE, MD.<br>NOT IN CENTRAL CITY | TOTAL   | STANDARD METROPOLITAN STATISTICAL AREA<br>BALTIMORE, MD.<br>NOT IN CENTRAL CITY | TOTAL   |
|---|---------|---|---------|
| OVERALL OPINION OF NEIGHBORHOOD--CONTINUED                                      |         | OVERALL OPINION OF NEIGHBORHOOD--CONTINUED                                      |         |
| RENTER OCCUPIED . . . . .   |         | RENTER OCCUPIED--CONTINUED  |         |
| EXCELLENT . . . . .   | 131 800 | HOUSEHOLD WOULD NOT LIKE TO MOVE. . . . .                                       | 112 300 |
| GOOD . . . . .  | 45 400  | EXCELLENT . . . . .   | 43 800  |
| FAIR . . . . .  | 62 500  | GOOD . . . . .  | 53 900  |
| POOR . . . . .  | 20 200  | FAIR . . . . .  | 14 000  |
| NOT REPORTED. . . . .   | 2 800   | POOR . . . . .  | 300     |
| HOUSEHOLD WOULD LIKE TO MOVE. . . . .   | 900     | NOT REPORTED. . . . .   | 300     |
| EXCELLENT . . . . .   | 18 500  | NOT REPORTED. . . . .   | 900     |
| GOOD . . . . .  | 1 400   |   |         |
| FAIR . . . . .  | 8 500   |   |         |
| POOR . . . . .  | 6 200   |   |         |
| NOT REPORTED. . . . .   | 2 500   |   |         |
|   | -       |   |         |

TABLE C-5. OCCUPANCY AND UTILIZATION CHARACTERISTICS AND SERVICES AVAILABLE FOR OWNER AND RENTER OCCUPIED HOUSING UNITS WITH BLACK HOUSEHOLD HEAD: 1976

(DATA BASED ON SAMPLE, SEE TEXT. FOR MINIMUM BASE FOR DERIVED FIGURES (PERCENT, MEDIAN, ETC.) AND MEANING OF SYMBOLS, SEE TEXT)

| STANDARD METROPOLITAN STATISTICAL AREA<br>BALTIMORE, MD.<br>NOT IN CENTRAL CITY | TOTAL  | STANDARD METROPOLITAN STATISTICAL AREA<br>BALTIMORE, MD.<br>NOT IN CENTRAL CITY | TOTAL  |
|---|--------|---|--------|
| <b>DURATION OF OCCUPANCY</b>  |        | <b>CONDITION OF KITCHEN FACILITIES--CONTINUED</b>                               |        |
| OWNER OCCUPIED . . . . .  | 12 700 | RENTER OCCUPIED . . . . .   | 15 500 |
| HOUSEHOLD HEAD LIVED HERE:  |        | WITH COMPLETE KITCHEN FACILITIES . . . . .                                      | 14 700 |
| LESS THAN 3 MONTHS . . . . .  | 600    | ALL USABLE . . . . .  | 14 600 |
| 3 MONTHS OR LONGER . . . . .  | 12 100 | 1 OR MORE NOT USABLE . . . . .  | 200    |
| LIVED HERE LAST WINTER . . . . .  | 11 600 | NOT REPORTED . . . . .  | -      |
| RENTER OCCUPIED . . . . .   | 15 500 | LACKING COMPLETE KITCHEN FACILITIES . . . . .                                   | 800    |
| HOUSEHOLD HEAD LIVED HERE:  |        | <b>GARBAGE COLLECTION SERVICE</b>   |        |
| LESS THAN 3 MONTHS . . . . .  | 1 100  | OWNER OCCUPIED . . . . .  | 12 700 |
| 3 MONTHS OR LONGER . . . . .  | 14 400 | WITH SERVICE . . . . .  | 11 900 |
| LIVED HERE LAST WINTER . . . . .  | 13 100 | LESS THAN ONCE A WEEK . . . . .   | -      |
| <b>BEDROOMS</b>   |        | ONCE A WEEK . . . . .   | 500    |
| OWNER OCCUPIED . . . . .  | 12 700 | TWICE A WEEK OR MORE . . . . .  | 11 300 |
| NONE AND 1 . . . . .  | 300    | DON'T KNOW . . . . .  | 200    |
| 2 OR MORE . . . . .   | 12 400 | NOT REPORTED . . . . .  | -      |
| NONE LACKING PRIVACY . . . . .  | 11 000 | NO SERVICE . . . . .  | 700    |
| 1 OR MORE LACKING PRIVACY . . . . .   | 1 400  | METHOD OF DISPOSAL:   |        |
| PRIVACY NOT REPORTED . . . . .  | -      | INCINERATOR, TRASH CHUTE, OR COMPACTOR . . . . .                                | 200    |
| 3-OR-MORE-PERSON HOUSEHOLDS . . . . .   | 8 800  | GARBAGE DISPOSAL . . . . .  | -      |
| NO BEDROOMS USED BY 3 PERSONS OR MORE . . . . .                                 | 8 300  | OTHER MEANS . . . . .   | 600    |
| BEDROOMS USED BY 3 PERSONS OR MORE . . . . .                                    | 500    | NOT REPORTED . . . . .  | -      |
| 1 . . . . .   | 300    | DON'T KNOW . . . . .  | -      |
| 2 OR MORE . . . . .   | 200    | NOT REPORTED . . . . .  | -      |
| BEDROOMS USED BY PERSONS 13 YEARS OF AGE OR OLDER . . . . .                     | 300    | RENTER OCCUPIED . . . . .   | 15 500 |
| NO BEDROOMS USED BY PERSONS 13 YEARS OF AGE OR OLDER . . . . .                  | 200    | WITH SERVICE . . . . .  | 14 300 |
| NOT REPORTED . . . . .  | -      | LESS THAN ONCE A WEEK . . . . .   | 100    |
| NO BEDROOMS . . . . .   | -      | ONCE A WEEK . . . . .   | 900    |
| NOT REPORTED . . . . .  | -      | TWICE A WEEK OR MORE . . . . .  | 11 500 |
| 1- AND 2-PERSON HOUSEHOLDS . . . . .  | 3 900  | DON'T KNOW . . . . .  | 1 700  |
| RENTER OCCUPIED . . . . .   | 15 500 | NOT REPORTED . . . . .  | -      |
| NONE AND 1 . . . . .  | 3 100  | NO SERVICE . . . . .  | 1 200  |
| 2 OR MORE . . . . .   | 12 400 | METHOD OF DISPOSAL:   |        |
| NONE LACKING PRIVACY . . . . .  | 11 700 | INCINERATOR, TRASH CHUTE, OR COMPACTOR . . . . .                                | 200    |
| 1 OR MORE LACKING PRIVACY . . . . .   | 600    | GARBAGE DISPOSAL . . . . .  | 200    |
| PRIVACY NOT REPORTED . . . . .  | -      | OTHER MEANS . . . . .   | 900    |
| 3-OR-MORE-PERSON HOUSEHOLDS . . . . .   | 8 000  | NOT REPORTED . . . . .  | -      |
| NO BEDROOMS USED BY 3 PERSONS OR MORE . . . . .                                 | 7 100  | DON'T KNOW . . . . .  | -      |
| BEDROOMS USED BY 3 PERSONS OR MORE . . . . .                                    | 800    | NOT REPORTED . . . . .  | -      |
| 1 . . . . .   | 800    | <b>EXTERMINATOR SERVICE</b>   |        |
| 2 OR MORE . . . . .   | -      | OWNER OCCUPIED . . . . .  | 12 700 |
| BEDROOMS USED BY PERSONS 13 YEARS OF AGE OR OLDER . . . . .                     | 500    | OCCUPIED 3 MONTHS OR LONGER . . . . .   | 12 100 |
| NO BEDROOMS USED BY PERSONS 13 YEARS OF AGE OR OLDER . . . . .                  | 300    | NO SIGNS OF MICE OR RATS . . . . .  | 10 700 |
| NOT REPORTED . . . . .  | -      | WITH SIGNS OF MICE OR RATS . . . . .  | 1 300  |
| NO BEDROOMS . . . . .   | -      | REGULAR EXTERMINATION SERVICE . . . . .   | -      |
| NOT REPORTED . . . . .  | 200    | IRREGULAR EXTERMINATION SERVICE . . . . .                                       | 200    |
| 1- AND 2-PERSON HOUSEHOLDS . . . . .  | 7 500  | NO EXTERMINATION SERVICE . . . . .  | 1 200  |
| <b>CONDITION OF KITCHEN FACILITIES</b>  |        | NOT REPORTED . . . . .  | -      |
| OWNER OCCUPIED . . . . .  | 12 700 | NOT REPORTED . . . . .  | -      |
| WITH COMPLETE KITCHEN FACILITIES . . . . .                                      | 11 700 | OCCUPIED LESS THAN 3 MONTHS . . . . .   | 600    |
| ALL USABLE . . . . .  | 11 400 | RENTER OCCUPIED . . . . .   | 15 500 |
| 1 OR MORE NOT USABLE . . . . .  | 100    | OCCUPIED 3 MONTHS OR LONGER . . . . .   | 14 400 |
| NOT REPORTED . . . . .  | 200    | NO SIGNS OF MICE OR RATS . . . . .  | 13 200 |
| LACKING COMPLETE KITCHEN FACILITIES . . . . .                                   | 1 000  | WITH SIGNS OF MICE OR RATS . . . . .  | 1 200  |
|   |        | REGULAR EXTERMINATION SERVICE . . . . .   | -      |
|   |        | IRREGULAR EXTERMINATION SERVICE . . . . .                                       | -      |
|   |        | NO EXTERMINATION SERVICE . . . . .  | 1 200  |
|   |        | NOT REPORTED . . . . .  | -      |
|   |        | NOT REPORTED . . . . .  | -      |
|   |        | OCCUPIED LESS THAN 3 MONTHS . . . . .   | 1 100  |

TABLE C-6. SELECTED STRUCTURAL CHARACTERISTICS BY DEFICIENCIES FOR OWNER AND RENTER OCCUPIED HOUSING UNITS WITH BLACK HOUSEHOLD HEAD: 1976

(DATA BASED ON SAMPLE, SEE TEXT. FOR MINIMUM BASE FOR DERIVED FIGURES (PERCENT, MEDIAN, ETC.) AND MEANING OF SYMBOLS, SEE TEXT)

| STANDARD METROPOLITAN STATISTICAL AREA<br>BALTIMORE, MD.<br>NOT IN CENTRAL CITY | TOTAL  | STANDARD METROPOLITAN STATISTICAL AREA<br>BALTIMORE, MD.<br>NOT IN CENTRAL CITY | TOTAL  |
|---|--------|---|--------|
| 1-UNIT STRUCTURES INCLUDING MOBILE HOMES<br>OR TRAILERS. . . . .                | 18 600 | ALL OCCUPIED HOUSING UNITS--CONTINUED   |        |
| 2 OR MORE UNITS IN STRUCTURE. . . . .   | 9 600  | ELECTRIC WALL OUTLETS   |        |
| COMMON STAIRWAYS  |        | OWNER OCCUPIED. . . . .   | 12 700 |
| OWNER OCCUPIED. . . . .   | -      | WITH WORKING OUTLETS IN EACH ROOM . . . . .                                     | 12 000 |
| WITH COMMON STAIRWAYS . . . . .   | -      | LACKING WORKING OUTLETS IN SOME OR ALL ROOMS. . . . .                           | 700    |
| NO LOOSE STEPS. . . . .   | -      | NOT REPORTED. . . . .   | -      |
| RAILINGS NOT LOOSE. . . . .   | -      | RENTER OCCUPIED . . . . .   | 15 500 |
| RAILINGS LOOSE. . . . .   | -      | WITH WORKING OUTLETS IN EACH ROOM . . . . .                                     | 14 700 |
| NO RAILINGS . . . . .   | -      | LACKING WORKING OUTLETS IN SOME OR ALL ROOMS. . . . .                           | 800    |
| RAILINGS NOT REPORTED . . . . .   | -      | NOT REPORTED. . . . .   | -      |
| LOOSE STEPS . . . . .   | -      |   |        |
| RAILINGS NOT LOOSE. . . . .   | -      | BASEMENT  |        |
| RAILINGS LOOSE. . . . .   | -      | OWNER OCCUPIED. . . . .   | 12 700 |
| NO RAILINGS . . . . .   | -      | WITH BASEMENT . . . . .   | 8 300  |
| RAILINGS NOT REPORTED . . . . .   | -      | NO WATER LEAKAGE. . . . .   | 6 800  |
| STEPS NOT REPORTED. . . . .   | -      | WITH WATER LEAKAGE. . . . .   | 1 500  |
| NO COMMON STAIRWAYS . . . . .   | -      | DON'T KNOW. . . . .   | -      |
|   |        | NOT REPORTED. . . . .   | -      |
| RENTER OCCUPIED . . . . .   | 9 600  | NO BASEMENT . . . . .   | 4 400  |
| WITH COMMON STAIRWAYS . . . . .   | 8 200  | RENTER OCCUPIED . . . . .   | 15 500 |
| NO LOOSE STEPS. . . . .   | 7 100  | WITH BASEMENT . . . . .   | 5 600  |
| RAILINGS NOT LOOSE. . . . .   | 6 600  | NO WATER LEAKAGE. . . . .   | 4 300  |
| RAILINGS LOOSE. . . . .   | 300    | WITH WATER LEAKAGE. . . . .   | 300    |
| NO RAILINGS . . . . .   | 200    | DON'T KNOW. . . . .   | 900    |
| RAILINGS NOT REPORTED . . . . .   | -      | NOT REPORTED. . . . .   | -      |
| LOOSE STEPS . . . . .   | 300    | NO BASEMENT . . . . .   | 10 000 |
| RAILINGS NOT LOOSE. . . . .   | 200    |   |        |
| RAILINGS LOOSE. . . . .   | 200    | ROOF  |        |
| NO RAILINGS . . . . .   | 200    | OWNER OCCUPIED. . . . .   | 12 700 |
| RAILINGS NOT REPORTED . . . . .   | -      | NO WATER LEAKAGE. . . . .   | 11 400 |
| STEPS NOT REPORTED. . . . .   | 800    | WITH WATER LEAKAGE. . . . .   | 1 100  |
| NO COMMON STAIRWAYS . . . . .   | 1 400  | DON'T KNOW. . . . .   | -      |
|   |        | NOT REPORTED. . . . .   | 200    |
| LIGHT FIXTURES IN PUBLIC HALLS  |        | RENTER OCCUPIED . . . . .   | 15 500 |
| OWNER OCCUPIED. . . . .   | -      | WITH BASEMENT . . . . .   | 13 200 |
| WITH PUBLIC HALLS . . . . .   | -      | NO WATER LEAKAGE. . . . .   | 900    |
| WITH LIGHT FIXTURES . . . . .   | -      | WITH WATER LEAKAGE. . . . .   | 1 400  |
| ALL WORKING . . . . .   | -      | DON'T KNOW. . . . .   | -      |
| SOME WORKING . . . . .  | -      | NOT REPORTED. . . . .   | -      |
| NONE WORKING. . . . .   | -      |   |        |
| NOT REPORTED. . . . .   | -      | INTERIOR CEILINGS AND WALLS   |        |
| NO LIGHT FIXTURES . . . . .   | -      | OWNER OCCUPIED. . . . .   | 12 700 |
| NO PUBLIC HALLS . . . . .   | 1 700  | OPEN CRACKS OR HOLES:   |        |
| NOT REPORTED. . . . .   | 800    | NO OPEN CRACKS OR HOLES . . . . .   | 11 900 |
|   |        | WITH OPEN CRACKS OR HOLES . . . . .   | 700    |
| RENTER OCCUPIED . . . . .   | 9 600  | NOT REPORTED. . . . .   | -      |
| WITH PUBLIC HALLS . . . . .   | 7 000  | BROKEN PLASTER:   |        |
| WITH LIGHT FIXTURES . . . . .   | 7 000  | NO BROKEN PLASTER . . . . .   | 12 400 |
| ALL WORKING . . . . .   | 6 300  | WITH BROKEN PLASTER . . . . .   | 300    |
| SOME WORKING . . . . .  | 600    | NOT REPORTED. . . . .   | -      |
| NONE WORKING. . . . .   | 200    | PEELING PAINT:  |        |
| NOT REPORTED. . . . .   | -      | NO PEELING PAINT. . . . .   | 12 400 |
| NO LIGHT FIXTURES . . . . .   | -      | WITH PEELING PAINT. . . . .   | 300    |
| NO PUBLIC HALLS . . . . .   | 1 700  | NOT REPORTED. . . . .   | -      |
| NOT REPORTED. . . . .   | 800    | RENTER OCCUPIED . . . . .   | 15 500 |
|   |        | OPEN CRACKS OR HOLES:   |        |
| STORIES BETWEEN MAIN AND APARTMENT ENTRANCES                                    |        | NO OPEN CRACKS OR HOLES . . . . .   | 14 000 |
| NONE (ON SAME FLOOR) . . . . .  | 1 100  | WITH OPEN CRACKS OR HOLES . . . . .   | 1 500  |
| 1 (UP OR DOWN) . . . . .  | 6 400  | NOT REPORTED. . . . .   | -      |
| 2 OR MORE (UP OR DOWN) . . . . .  | 1 700  | BROKEN PLASTER:   |        |
| NOT REPORTED. . . . .   | 300    | NO BROKEN PLASTER . . . . .   | 14 900 |
|   |        | WITH BROKEN PLASTER . . . . .   | 600    |
| ALL OCCUPIED HOUSING UNITS. . . . .   | 28 200 | NOT REPORTED. . . . .   | -      |
| ELECTRIC WIRING   |        | PEELING PAINT:  |        |
| OWNER OCCUPIED. . . . .   | 12 700 | NO PEELING PAINT. . . . .   | 14 900 |
| ALL WIRING CONCEALED IN WALLS OR METAL COVERING . . . . .                       | 12 500 | WITH PEELING PAINT. . . . .   | 600    |
| SOME OR ALL WIRING EXPOSED. . . . .   | 100    | NOT REPORTED. . . . .   | -      |
| NOT REPORTED. . . . .   | -      |   |        |
| RENTER OCCUPIED . . . . .   | 15 500 | RENTER OCCUPIED . . . . .   | 15 500 |
| ALL WIRING CONCEALED IN WALLS OR METAL COVERING . . . . .                       | 15 400 | OPEN CRACKS OR HOLES:   |        |
| SOME OR ALL WIRING EXPOSED. . . . .   | 200    | NO OPEN CRACKS OR HOLES . . . . .   | 14 000 |
| NOT REPORTED. . . . .   | -      | WITH OPEN CRACKS OR HOLES . . . . .   | 1 500  |
|   |        | NOT REPORTED. . . . .   | -      |
|   |        | BROKEN PLASTER:   |        |
|   |        | NO BROKEN PLASTER . . . . .   | 14 900 |
|   |        | WITH BROKEN PLASTER . . . . .   | 600    |
|   |        | NOT REPORTED. . . . .   | -      |
|   |        | PEELING PAINT:  |        |
|   |        | NO PEELING PAINT. . . . .   | 14 900 |
|   |        | WITH PEELING PAINT. . . . .   | 600    |
|   |        | NOT REPORTED. . . . .   | -      |



TABLE C-6. SELECTED STRUCTURAL CHARACTERISTICS BY DEFICIENCIES FOR OWNER AND RENTER OCCUPIED HOUSING UNITS WITH BLACK HOUSEHOLD HEAD: 1976--CONTINUED

(DATA BASED ON SAMPLE, SEE TEXT. FOR MINIMUM BASE FOR DERIVED FIGURES (PERCENT, MEDIAN, ETC.) AND MEANING OF SYMBOLS, SEE TEXT)

| STANDARD METROPOLITAN STATISTICAL AREA<br>BALTIMORE, MD.<br>NOT IN CENTRAL CITY | TOTAL  | STANDARD METROPOLITAN STATISTICAL AREA<br>BALTIMORE, MD.<br>NOT IN CENTRAL CITY | TOTAL  |
|---|--------|---|--------|
| ALL OCCUPIED HOUSING UNITS--CONTINUED   |        | ALL OCCUPIED HOUSING UNITS--CONTINUED   |        |
| INTERIOR FLOORS   |        | SELECTED STRUCTURAL DEFICIENCIES AND WISH TO MOVE--CONTINUED                    |        |
| OWNER OCCUPIED . . . . .  |        | RENTER OCCUPIED . . . . .   |        |
| NO HOLES IN FLOOR . . . . .   | 12 700 | WITH STRUCTURAL DEFICIENCIES . . . . .  | 15 500 |
| WITH HOLES IN FLOOR . . . . .   | 12 500 | HOUSEHOLD WOULD LIKE TO MOVE . . . . .  | 2 300  |
| NOT REPORTED . . . . .  | 200    | BECAUSE OF 1 CONDITION . . . . .  | 500    |
|   |        | BECAUSE OF 2 CONDITIONS . . . . .   | 300    |
|   |        | BECAUSE OF 3 OR MORE CONDITIONS . . . . .                                       | 200    |
| RENTER OCCUPIED . . . . .   | 15 500 | HOUSEHOLD WOULD NOT LIKE TO MOVE . . . . .                                      | 1 800  |
| NO HOLES IN FLOOR . . . . .   | 15 100 | NOT REPORTED . . . . .  | -      |
| WITH HOLES IN FLOOR . . . . .   | 100    | NO STRUCTURAL DEFICIENCIES . . . . .  | 13 200 |
| NOT REPORTED . . . . .  | 300    | NOT REPORTED . . . . .  | -      |
| SELECTED STRUCTURAL DEFICIENCIES AND WISH TO MOVE                               |        | OVERALL OPINION OF STRUCTURE  |        |
| OWNER OCCUPIED . . . . .  |        | OWNER OCCUPIED . . . . .  |        |
| EXCELLENT . . . . .   | 12 700 | EXCELLENT . . . . .   | 12 700 |
| GOOD . . . . .  | 2 800  | GOOD . . . . .  | 5 200  |
| FAIR . . . . .  | 200    | FAIR . . . . .  | 6 300  |
| POOR . . . . .  | 200    | POOR . . . . .  | 1 200  |
| NOT REPORTED . . . . .  | -      | NOT REPORTED . . . . .  | -      |
| RENTER OCCUPIED . . . . .   | 15 500 | RENTER OCCUPIED . . . . .   | 15 500 |
| EXCELLENT . . . . .   | 3 300  | EXCELLENT . . . . .   | 3 300  |
| GOOD . . . . .  | 6 800  | GOOD . . . . .  | 6 800  |
| FAIR . . . . .  | 4 600  | FAIR . . . . .  | 4 600  |
| POOR . . . . .  | 600    | POOR . . . . .  | 600    |
| NOT REPORTED . . . . .  | 200    | NOT REPORTED . . . . .  | 200    |

TABLE C-7. FAILURES IN PLUMBING FACILITIES AND EQUIPMENT FOR OWNER AND RENTER OCCUPIED HOUSING UNITS WITH BLACK HOUSEHOLD HEAD: 1976

(DATA BASED ON SAMPLE, SEE TEXT. FOR MINIMUM BASE FOR DERIVED FIGURES (PERCENT, MEDIAN, ETC.) AND MEANING OF SYMBOLS, SEE TEXT)

| STANDARD METROPOLITAN STATISTICAL AREA<br>BALTIMORE, MD.<br>NOT IN CENTRAL CITY | TOTAL  | STANDARD METROPOLITAN STATISTICAL AREA<br>BALTIMORE, MD.<br>NOT IN CENTRAL CITY | TOTAL  |
|---|--------|---|--------|
| UNITS OCCUPIED 3 MONTHS OR LONGER . . . . .                                     | 26 500 | UNITS OCCUPIED 3 MONTHS OR LONGER--CON.   |        |
| <b>WATER SUPPLY</b>   |        | <b>FLUSH TOILET--CONTINUED</b>  |        |
| OWNER OCCUPIED.   |        | RENTER OCCUPIED   | 14 400 |
| WITH PIPED WATER INSIDE STRUCTURE . . . . .                                     | 12 100 | WITH ALL PLUMBING FACILITIES. . . . .   | 13 700 |
| NO BREAKDOWNS . . . . .   | 11 300 | WITH ONLY 1 FLUSH TOILET. . . . .   | 11 000 |
| WITH BREAKDOWNS . . . . .   | 10 700 | NO BREAKDOWNS IN FLUSH TOILET . . . . .   | 10 700 |
| UNUSABLE 6 CONSECUTIVE HOURS OR LONGER:   | 600    | WITH BREAKDOWNS IN FLUSH TOILET . . . . .                                       | 300    |
| 1 TIME . . . . .  | 400    | UNUSABLE 6 CONSECUTIVE HOURS OR LONGER:   |        |
| 2 TIMES . . . . .   | -      | 1 TIME . . . . .  | -      |
| 3 TIMES OR MORE . . . . .   | 100    | 2 TIMES . . . . .   | -      |
| NOT REPORTED. . . . .   | -      | 3 TIMES . . . . .   | -      |
| DON'T KNOW. . . . .   | -      | 4 TIMES OR MORE . . . . .   | 300    |
| NOT REPORTED. . . . .   | -      | NOT REPORTED. . . . .   | -      |
| REASON FOR BREAKDOWN:   |        | NOT REPORTED. . . . .   | -      |
| PROBLEMS INSIDE BUILDING. . . . .   | -      | REASON FOR BREAKDOWN:   |        |
| PROBLEMS OUTSIDE BUILDING . . . . .   | 600    | PROBLEMS INSIDE BUILDING. . . . .   | 300    |
| NOT REPORTED. . . . .   | -      | PROBLEMS OUTSIDE BUILDING . . . . .   | -      |
| NO PIPED WATER INSIDE STRUCTURE . . . . .                                       | 700    | NOT REPORTED. . . . .   | -      |
| RENTER OCCUPIED   |        | LACKING SOME OR ALL PLUMBING FACILITIES . . . . .                               | 800    |
| WITH PIPED WATER INSIDE STRUCTURE . . . . .                                     | 14 400 | <b>ELECTRIC FUSE BLOWOUTS</b>   |        |
| NO BREAKDOWNS . . . . .   | 13 800 | OWNER OCCUPIED. . . . .   | 12 100 |
| WITH BREAKDOWNS . . . . .   | 13 300 | NO FUSE OR SWITCH BLOWOUTS. . . . .   | 11 000 |
| UNUSABLE 6 CONSECUTIVE HOURS OR LONGER:   | 500    | WITH FUSE OR SWITCH BLOWOUTS. . . . .   | 1 000  |
| 1 TIME . . . . .  | 300    | 1 TIME . . . . .  | 900    |
| 2 TIMES . . . . .   | -      | 2 TIMES . . . . .   | -      |
| 3 TIMES OR MORE . . . . .   | 200    | 3 TIMES OR MORE . . . . .   | -      |
| NOT REPORTED. . . . .   | -      | NOT REPORTED. . . . .   | 200    |
| DON'T KNOW. . . . .   | -      | DON'T KNOW. . . . .   | -      |
| NOT REPORTED. . . . .   | -      | NOT REPORTED. . . . .   | -      |
| REASON FOR BREAKDOWN:   |        | RENTER OCCUPIED   | 14 400 |
| PROBLEMS INSIDE BUILDING. . . . .   | 500    | NO FUSE OR SWITCH BLOWOUTS. . . . .   | 12 200 |
| PROBLEMS OUTSIDE BUILDING . . . . .   | -      | WITH FUSE OR SWITCH BLOWOUTS. . . . .   | 2 000  |
| NOT REPORTED. . . . .   | -      | 1 TIME . . . . .  | 1 200  |
| NO PIPED WATER INSIDE STRUCTURE . . . . .                                       | 600    | 2 TIMES . . . . .   | 800    |
| <b>SEWAGE DISPOSAL</b>  |        | 3 TIMES OR MORE . . . . .   | -      |
| OWNER OCCUPIED. . . . .   | 12 100 | NOT REPORTED. . . . .   | -      |
| WITH PUBLIC SEWER, SEPTIC TANK, OR CESSPOOL . . . . .                           | 10 900 | DON'T KNOW. . . . .   | 100    |
| NO BREAKDOWNS . . . . .   | 10 900 | NOT REPORTED. . . . .   | -      |
| WITH BREAKDOWNS . . . . .   | 10 900 | UNITS OCCUPIED LAST WINTER. . . . .   | 24 700 |
| UNUSABLE 6 CONSECUTIVE HOURS OR LONGER:   |        | <b>HEATING EQUIPMENT</b>  |        |
| 1 TIME . . . . .  | -      | OWNER OCCUPIED. . . . .   | 11 600 |
| 2 TIMES . . . . .   | -      | WITH HEATING EQUIPMENT. . . . .   | 11 600 |
| 3 TIMES OR MORE . . . . .   | -      | NO BREAKDOWNS . . . . .   | 10 700 |
| NOT REPORTED. . . . .   | -      | WITH BREAKDOWNS . . . . .   | 900    |
| DON'T KNOW. . . . .   | -      | 1 TIME . . . . .  | 400    |
| NOT REPORTED. . . . .   | -      | 2 TIMES . . . . .   | 100    |
| WITH CHEMICAL TOILET, PRIVY, OR OTHER MEANS . . . . .                           | 1 200  | 3 TIMES . . . . .   | -      |
| RENTER OCCUPIED   |        | 4 TIMES OR MORE . . . . .   | -      |
| WITH PUBLIC SEWER, SEPTIC TANK, OR CESSPOOL . . . . .                           | 14 400 | NOT REPORTED. . . . .   | 300    |
| NO BREAKDOWNS . . . . .   | 13 800 | NOT REPORTED. . . . .   | -      |
| WITH BREAKDOWNS . . . . .   | 13 700 | NO HEATING EQUIPMENT. . . . .   | -      |
| UNUSABLE 6 CONSECUTIVE HOURS OR LONGER:   | 100    | RENTER OCCUPIED   | 13 100 |
| 1 TIME . . . . .  | 100    | WITH HEATING EQUIPMENT. . . . .   | 13 100 |
| 2 TIMES . . . . .   | -      | NO BREAKDOWNS . . . . .   | 10 600 |
| 3 TIMES OR MORE . . . . .   | -      | WITH BREAKDOWNS . . . . .   | 1 700  |
| NOT REPORTED. . . . .   | -      | 1 TIME . . . . .  | 600    |
| DON'T KNOW. . . . .   | -      | 2 TIMES . . . . .   | 600    |
| NOT REPORTED. . . . .   | -      | 3 TIMES . . . . .   | -      |
| WITH CHEMICAL TOILET, PRIVY, OR OTHER MEANS . . . . .                           | 600    | 4 TIMES OR MORE . . . . .   | -      |
| FLUSH TOILET  |        | NOT REPORTED. . . . .   | 500    |
| OWNER OCCUPIED. . . . .   | 12 100 | NOT REPORTED. . . . .   | -      |
| WITH ALL PLUMBING FACILITIES. . . . .   | 10 700 | NO HEATING EQUIPMENT. . . . .   | 800    |
| WITH ONLY 1 FLUSH TOILET. . . . .   | 6 400  | <b>INSUFFICIENT HEAT</b>  |        |
| NO BREAKDOWNS IN FLUSH TOILET . . . . .   | 6 100  | ADDITIONAL HEAT SOURCE:   |        |
| WITH BREAKDOWNS IN FLUSH TOILET . . . . .                                       | 300    | OWNER OCCUPIED. . . . .   | 11 600 |
| UNUSABLE 6 CONSECUTIVE HOURS OR LONGER:   |        | WITH SPECIFIED HEATING EQUIPMENT: . . . . .                                     | 11 300 |
| 1 TIME . . . . .  | 300    | NO ADDITIONAL HEAT SOURCE USED. . . . .   | 9 600  |
| 2 TIMES . . . . .   | -      | USED KITCHEN STOVE, FIREPLACE, OR PORTABLE HEATER . . . . .                     | 1 700  |
| 3 TIMES . . . . .   | -      | NOT REPORTED. . . . .   | -      |
| 4 TIMES OR MORE . . . . .   | -      | LACKING SPECIFIED HEATING EQUIPMENT OR NONE . . . . .                           | 300    |
| NOT REPORTED. . . . .   | -      | RENTER OCCUPIED   | 13 100 |
| NOT REPORTED. . . . .   | -      | WITH SPECIFIED HEATING EQUIPMENT: . . . . .                                     | 12 800 |
| REASON FOR BREAKDOWN:   |        | NO ADDITIONAL HEAT SOURCE USED. . . . .   | 9 000  |
| PROBLEMS INSIDE BUILDING. . . . .   | -      | USED KITCHEN STOVE, FIREPLACE, OR PORTABLE HEATER . . . . .                     | 2 900  |
| PROBLEMS OUTSIDE BUILDING . . . . .   | 300    | NOT REPORTED. . . . .   | 900    |
| NOT REPORTED. . . . .   | -      | LACKING SPECIFIED HEATING EQUIPMENT OR NONE . . . . .                           | 300    |
| LACKING SOME OR ALL PLUMBING FACILITIES . . . . .                               | 1 300  |   |        |

\*EXCLUDES ROOM HEATERS WITHOUT FLUE OR VENT, FIREPLACES, STOVES, AND PORTABLE HEATERS.

TABLE C-7. FAILURES IN PLUMBING FACILITIES AND EQUIPMENT FOR OWNER AND RENTER OCCUPIED HOUSING UNITS WITH BLACK HOUSEHOLD HEAD: 1976--CONTINUED

(DATA BASED ON SAMPLE, SEE TEXT. FOR MINIMUM BASE FOR DERIVED FIGURES (PERCENT, MEDIAN, ETC.) AND MEANING OF SYMBOLS, SEE TEXT)

| STANDARD METROPOLITAN STATISTICAL AREA<br>BALTIMORE, MD.<br>NOT IN CENTRAL CITY | TOTAL  | STANDARD METROPOLITAN STATISTICAL AREA<br>BALTIMORE, MD.<br>NOT IN CENTRAL CITY | TOTAL  |
|---|--------|---|--------|
| UNITS OCCUPIED LAST WINTER--CONTINUED   |        | UNITS OCCUPIED LAST WINTER--CONTINUED   |        |
| INSUFFICIENT HEAT--CONTINUED  |        | INSUFFICIENT HEAT--CONTINUED  |        |
| ROOMS LACKING SPECIFIED HEAT SOURCE:  |        | CLOSURE OF ROOMS:   |        |
| OWNER OCCUPIED . . . . .  | 11 600 | OWNER OCCUPIED . . . . .  | 11 600 |
| WITH SPECIFIED HEATING EQUIPMENT <sup>1</sup> . . . . .                         | 11 300 | WITH HEATING EQUIPMENT . . . . .  | 11 600 |
| NO ROOMS LACKING AIR DUCTS, REGISTERS, RADIATORS,<br>OR HEATERS . . . . .       | 9 600  | NO ROOMS CLOSED . . . . .   | 11 000 |
| ROOMS LACKING AIR DUCTS, REGISTERS, RADIATORS,<br>OR HEATERS . . . . .          | 1 600  | CLOSED CERTAIN ROOMS . . . . .  | 600    |
| 1 ROOM . . . . .  | 600    | LIVING ROOM ONLY . . . . .  | -      |
| 2 ROOMS . . . . .   | -      | DINING ROOM ONLY . . . . .  | -      |
| 3 ROOMS OR MORE . . . . .   | 1 000  | 1 OR MORE BEDROOMS ONLY . . . . .   | 300    |
| NOT REPORTED . . . . .  | -      | OTHER ROOMS OR COMBINATION . . . . .  | 300    |
| LACKING SPECIFIED HEATING EQUIPMENT OR NONE . . . . .                           | 300    | NOT REPORTED . . . . .  | -      |
|   |        | NOT REPORTED . . . . .  | -      |
|   |        | NO HEATING EQUIPMENT . . . . .  | -      |
| RENTER OCCUPIED . . . . .   | 13 100 | RENTER OCCUPIED . . . . .   | 13 100 |
| WITH SPECIFIED HEATING EQUIPMENT <sup>1</sup> . . . . .                         | 12 800 | WITH HEATING EQUIPMENT . . . . .  | 13 100 |
| NO ROOMS LACKING AIR DUCTS, REGISTERS, RADIATORS,<br>OR HEATERS . . . . .       | 11 000 | NO ROOMS CLOSED . . . . .   | 11 600 |
| ROOMS LACKING AIR DUCTS, REGISTERS, RADIATORS,<br>OR HEATERS . . . . .          | 1 900  | CLOSED CERTAIN ROOMS . . . . .  | 800    |
| 1 ROOM . . . . .  | 300    | LIVING ROOM ONLY . . . . .  | -      |
| 2 ROOMS . . . . .   | 800    | DINING ROOM ONLY . . . . .  | -      |
| 3 ROOMS OR MORE . . . . .   | 800    | 1 OR MORE BEDROOMS ONLY . . . . .   | 800    |
| NOT REPORTED . . . . .  | -      | OTHER ROOMS OR COMBINATION . . . . .  | -      |
| LACKING SPECIFIED HEATING EQUIPMENT OR NONE . . . . .                           | 300    | NOT REPORTED . . . . .  | -      |
|   |        | NOT REPORTED . . . . .  | 800    |
|   |        | NO HEATING EQUIPMENT . . . . .  | -      |

<sup>1</sup>EXCLUDES ROOM HEATERS WITHOUT FLUE OR VENT, FIREPLACES, STOVES, AND PORTABLE HEATERS.

TABLE C-8. SELECTED NEIGHBORHOOD CHARACTERISTICS FOR OWNER AND RENTER OCCUPIED HOUSING UNITS WITH BLACK HOUSEHOLD HEAD: 1976

(DATA BASED ON SAMPLE, SEE TEXT. FOR MINIMUM BASE FOR DERIVED FIGURES (PERCENT, MEDIAN, ETC.) AND MEANING OF SYMBOLS, SEE TEXT)

| STANDARD METROPOLITAN STATISTICAL AREA<br>BALTIMORE, MD.<br>NOT IN CENTRAL CITY | TOTAL  | STANDARD METROPOLITAN STATISTICAL AREA<br>BALTIMORE, MD.<br>NOT IN CENTRAL CITY | TOTAL  |
|---|--------|---|--------|
| NEIGHBORHOOD CONDITIONS   |        | NEIGHBORHOOD SERVICES   |        |
| OWNER OCCUPIED . . . . .  | 12 700 | OWNER OCCUPIED . . . . .  | 12 700 |
| NO UNDESIRABLE CONDITIONS . . . . .   | 3 100  | ADEQUATE NEIGHBORHOOD SERVICES . . . . .  | 6 500  |
| UNDESIRABLE CONDITIONS <sup>1</sup> . . . . .                                   | 9 600  | INADEQUATE NEIGHBORHOOD SERVICES <sup>3</sup> . . . . .                         | 6 100  |
| AIRPLANE NOISE . . . . .  | 4 200  | PUBLIC TRANSPORTATION . . . . .   | 4 700  |
| STREET NOISE . . . . .  | 4 200  | SCHOOLS . . . . .   | 1 000  |
| HEAVY TRAFFIC . . . . .   | 4 000  | SHOPPING . . . . .  | 2 000  |
| STREETS NEED REPAIR . . . . .   | 3 200  | POLICE PROTECTION . . . . .   | 1 400  |
| ROADS IMPASSABLE . . . . .  | 2 900  | FIRE PROTECTION . . . . .   | 500    |
| POOR STREET LIGHTING . . . . .  | 2 400  | HOSPITALS OR HEALTH CLINICS . . . . .   | 600    |
| CRIME . . . . .   | 1 800  | DON'T KNOW . . . . .  | -      |
| LITTER . . . . .  | 2 400  | NOT REPORTED . . . . .  | -      |
| ABANDONED BUILDINGS . . . . .   | 1 700  | RENTER OCCUPIED . . . . .   | 15 500 |
| HOUSING IN RUNDOWN CONDITION . . . . .  | 700    | ADEQUATE NEIGHBORHOOD SERVICES . . . . .  | 8 900  |
| COMMERCIAL OR INDUSTRIAL BUSINESS . . . . .                                     | 1 500  | INADEQUATE NEIGHBORHOOD SERVICES <sup>3</sup> . . . . .                         | 6 500  |
| ODORS . . . . .   | 1 100  | PUBLIC TRANSPORTATION . . . . .   | 5 400  |
| NOT REPORTED . . . . .  | -      | SCHOOLS . . . . .   | -      |
|   |        | SHOPPING . . . . .  | 700    |
| RENTER OCCUPIED . . . . .   | 15 500 | POLICE PROTECTION . . . . .   | 900    |
| NO UNDESIRABLE CONDITIONS . . . . .   | 3 900  | FIRE PROTECTION . . . . .   | 300    |
| UNDESIRABLE CONDITIONS <sup>1</sup> . . . . .                                   | 11 500 | HOSPITALS OR HEALTH CLINICS . . . . .   | 900    |
| AIRPLANE NOISE . . . . .  | 3 100  | DON'T KNOW . . . . .  | -      |
| STREET NOISE . . . . .  | 4 100  | NOT REPORTED . . . . .  | 200    |
| HEAVY TRAFFIC . . . . .   | 3 100  |   |        |
| STREETS NEED REPAIR . . . . .   | 2 900  | NEIGHBORHOOD SERVICES AND WISH TO MOVE <sup>4</sup>                             |        |
| ROADS IMPASSABLE . . . . .  | 3 100  | OWNER OCCUPIED . . . . .  | 12 700 |
| POOR STREET LIGHTING . . . . .  | 4 200  | WITH INADEQUATE SERVICE . . . . .   | 6 100  |
| CRIME . . . . .   | 2 000  | HOUSEHOLD WOULD LIKE TO MOVE <sup>2</sup> . . . . .                             | 500    |
| LITTER . . . . .  | 3 700  | BECAUSE OF PUBLIC TRANSPORTATION . . . . .                                      | 500    |
| ABANDONED BUILDINGS . . . . .   | 800    | BECAUSE OF SCHOOLS . . . . .  | 200    |
| HOUSING IN RUNDOWN CONDITION . . . . .  | 1 400  | BECAUSE OF SHOPPING . . . . .   | 300    |
| COMMERCIAL OR INDUSTRIAL BUSINESS . . . . .                                     | 1 800  | BECAUSE OF POLICE PROTECTION . . . . .  | -      |
| ODORS . . . . .   | 900    | BECAUSE OF FIRE PROTECTION . . . . .  | -      |
| NOT REPORTED . . . . .  | 200    | BECAUSE OF HOSPITALS OR HEALTH CLINICS . . . . .                                | 200    |
|   |        | HOUSEHOLD WOULD NOT LIKE TO MOVE . . . . .                                      | 5 700  |
| NEIGHBORHOOD CONDITIONS AND WISH TO MOVE <sup>2</sup>                           |        | NOT REPORTED . . . . .  | -      |
| OWNER OCCUPIED . . . . .  | 12 700 | WITH ADEQUATE SERVICE . . . . .   | 6 500  |
| NO UNDESIRABLE NEIGHBORHOOD CONDITIONS . . . . .                                | 3 100  | NOT REPORTED . . . . .  | -      |
| WITH UNDESIRABLE NEIGHBORHOOD CONDITIONS . . . . .                              | 9 600  | RENTER OCCUPIED . . . . .   | 15 500 |
| HOUSEHOLD WOULD NOT LIKE TO MOVE . . . . .                                      | 8 400  | WITH INADEQUATE SERVICE . . . . .   | 6 500  |
| HOUSEHOLD WOULD LIKE TO MOVE <sup>2</sup> . . . . .                             | 1 100  | HOUSEHOLD WOULD LIKE TO MOVE <sup>2</sup> . . . . .                             | 1 100  |
| BECAUSE OF AIRPLANE NOISE . . . . .   | 100    | BECAUSE OF PUBLIC TRANSPORTATION . . . . .                                      | 500    |
| BECAUSE OF STREET NOISE . . . . .   | 300    | BECAUSE OF SCHOOLS . . . . .  | -      |
| BECAUSE OF HEAVY TRAFFIC . . . . .  | 300    | BECAUSE OF SHOPPING . . . . .   | -      |
| BECAUSE STREETS NEED REPAIR . . . . .   | 200    | BECAUSE OF POLICE PROTECTION . . . . .  | 600    |
| BECAUSE OF ROADS IMPASSABLE . . . . .   | 300    | BECAUSE OF FIRE PROTECTION . . . . .  | 200    |
| BECAUSE OF POOR STREET LIGHTING . . . . .                                       | 200    | BECAUSE OF HOSPITALS OR HEALTH CLINICS . . . . .                                | -      |
| BECAUSE OF CRIME . . . . .  | -      | HOUSEHOLD WOULD NOT LIKE TO MOVE . . . . .                                      | 5 100  |
| BECAUSE OF LITTER . . . . .   | 300    | NOT REPORTED . . . . .  | 300    |
| BECAUSE OF ABANDONED BUILDINGS . . . . .  | -      | WITH ADEQUATE SERVICE . . . . .   | 8 900  |
| BECAUSE OF HOUSING IN RUNDOWN CONDITION . . . . .                               | 300    | NOT REPORTED . . . . .  | 200    |
| BECAUSE OF COMMERCIAL OR INDUSTRIAL BUSINESS . . . . .                          | -      |   |        |
| BECAUSE OF ODORS . . . . .  | 300    | OVERALL OPINION OF NEIGHBORHOOD   |        |
| NOT REPORTED . . . . .  | 100    | OWNER OCCUPIED . . . . .  | 12 700 |
| NOT REPORTED . . . . .  | -      | EXCELLENT . . . . .   | 5 300  |
|   |        | GOOD . . . . .  | 5 400  |
| RENTER OCCUPIED . . . . .   | 15 500 | FAIR . . . . .  | 1 600  |
| NO UNDESIRABLE NEIGHBORHOOD CONDITIONS . . . . .                                | 3 900  | POOR . . . . .  | 100    |
| WITH UNDESIRABLE NEIGHBORHOOD CONDITIONS . . . . .                              | 11 500 | NOT REPORTED . . . . .  | 200    |
| HOUSEHOLD WOULD NOT LIKE TO MOVE . . . . .                                      | 9 300  | HOUSEHOLD WOULD LIKE TO MOVE . . . . .  | 1 100  |
| HOUSEHOLD WOULD LIKE TO MOVE <sup>2</sup> . . . . .                             | 2 200  | EXCELLENT . . . . .   | 200    |
| BECAUSE OF AIRPLANE NOISE . . . . .   | 600    | GOOD . . . . .  | 300    |
| BECAUSE OF STREET NOISE . . . . .   | 500    | FAIR . . . . .  | 600    |
| BECAUSE OF HEAVY TRAFFIC . . . . .  | 300    | POOR . . . . .  | -      |
| BECAUSE STREETS NEED REPAIR . . . . .   | 300    | NOT REPORTED . . . . .  | -      |
| BECAUSE OF ROADS IMPASSABLE . . . . .   | 300    | HOUSEHOLD WOULD NOT LIKE TO MOVE . . . . .                                      | 11 500 |
| BECAUSE OF POOR STREET LIGHTING . . . . .                                       | 600    | EXCELLENT . . . . .   | 5 000  |
| BECAUSE OF CRIME . . . . .  | 300    | GOOD . . . . .  | 5 100  |
| BECAUSE OF LITTER . . . . .   | 800    | FAIR . . . . .  | 1 000  |
| BECAUSE OF ABANDONED BUILDINGS . . . . .  | 200    | POOR . . . . .  | 100    |
| BECAUSE OF HOUSING IN RUNDOWN CONDITION . . . . .                               | 300    | NOT REPORTED . . . . .  | 200    |
| BECAUSE OF COMMERCIAL OR INDUSTRIAL BUSINESS . . . . .                          | -      |   |        |
| BECAUSE OF ODORS . . . . .  | 100    | NOT REPORTED . . . . .  | 100    |
| NOT REPORTED . . . . .  | -      |   |        |
| NOT REPORTED . . . . .  | 200    |   |        |

<sup>1</sup> FIGURES WILL NOT ADD TO TOTAL BECAUSE MORE THAN ONE UNDESIRABLE CONDITION WAS REPORTED FOR THE SAME UNIT.  
<sup>2</sup> WISH TO MOVE ONLY RELATES TO RESPONDENTS' OPINION OF SPECIFIC NEIGHBORHOOD CONDITIONS.  
<sup>3</sup> FIGURES WILL NOT ADD TO TOTAL BECAUSE MORE THAN ONE INADEQUATE SERVICE WAS REPORTED FOR THE SAME UNIT.  
<sup>4</sup> WISH TO MOVE ONLY RELATES TO RESPONDENTS' OPINION OF SPECIFIC SERVICES.

TABLE C-8. SELECTED NEIGHBORHOOD CHARACTERISTICS FOR OWNER AND RENTER OCCUPIED HOUSING UNITS WITH BLACK HOUSEHOLD HEAD: 1976--CONTINUED

(DATA BASED ON SAMPLE, SEE TEXT. FOR MINIMUM BASE FOR DERIVED FIGURES (PERCENT, MEDIAN, ETC.) AND MEANING OF SYMBOLS, SEE TEXT)

| STANDARD METROPOLITAN STATISTICAL AREA<br>BALTIMORE, MD.<br>NOT IN CENTRAL CITY | TOTAL  | STANDARD METROPOLITAN STATISTICAL AREA<br>BALTIMORE, MD.<br>NOT IN CENTRAL CITY | TOTAL  |
|---|--------|---|--------|
| OVERALL OPINION OF NEIGHBORHOOD--CONTINUED                                      |        | OVERALL OPINION OF NEIGHBORHOOD--CONTINUED                                      |        |
| RENTER OCCUPIED . . . . .   |        | RENTER OCCUPIED--CONTINUED  |        |
| EXCELLENT . . . . .   | 15 500 |   |        |
| GOOD . . . . .  | 3 700  |   |        |
| FAIR . . . . .  | 8 400  |   |        |
| POOR . . . . .  | 3 100  |   |        |
| NOT REPORTED . . . . .  | -      |   |        |
| HOUSEHOLD WOULD LIKE TO MOVE . . . . .  | 300    | HOUSEHOLD WOULD NOT LIKE TO MOVE . . . . .                                      | 13 200 |
| EXCELLENT . . . . .   | 2 200  | EXCELLENT . . . . .   | 3 400  |
| GOOD . . . . .  | 300    | GOOD . . . . .  | 7 800  |
| FAIR . . . . .  | 600    | FAIR . . . . .  | 1 800  |
| POOR . . . . .  | 1 200  | POOR . . . . .  | -      |
| NOT REPORTED . . . . .  | -      | NOT REPORTED . . . . .  | 200    |
|   |        | NOT REPORTED . . . . .  | 200    |

TABLE C-9. OCCUPANCY AND UTILIZATION CHARACTERISTICS AND SERVICES AVAILABLE FOR OWNER AND RENTER OCCUPIED HOUSING UNITS WITH HOUSEHOLD HEAD OF SPANISH ORIGIN: 1976

TABLE C-10. SELECTED STRUCTURAL CHARACTERISTICS BY DEFICIENCIES FOR OWNER AND RENTER OCCUPIED HOUSING UNITS WITH HOUSEHOLD HEAD OF SPANISH ORIGIN: 1976

TABLE C-11. FAILURES IN PLUMBING FACILITIES AND EQUIPMENT FOR OWNER AND RENTER OCCUPIED HOUSING UNITS WITH HOUSEHOLD HEAD OF SPANISH ORIGIN: 1976

TABLE C-12. SELECTED NEIGHBORHOOD CHARACTERISTICS FOR OWNER AND RENTER OCCUPIED HOUSING UNITS WITH HOUSEHOLD HEAD OF SPANISH ORIGIN: 1976

(TABLES C-9 THROUGH C-12 OMITTED BECAUSE OF INSUFFICIENT NUMBER OF HOUSEHOLDS WITH HEAD OF SPANISH ORIGIN; SEE INTRODUCTION)

TABLE C-13. SELECTED CHARACTERISTICS OF YEAR-ROUND VACANT HOUSING UNITS: 1976

(DATA BASED ON SAMPLE, SEE TEXT. FOR MINIMUM BASE FOR DERIVED FIGURES (PERCENT, MEDIAN, ETC.) AND MEANING OF SYMBOLS, SEE TEXT)

| STANDARD METROPOLITAN STATISTICAL AREA<br>BALTIMORE, MD.<br>NOT IN CENTRAL CITY | TOTAL  | FOR RENT | FOR SALE ONLY | RENTED OR SOLD NOT OCCUPIED | OTHER VACANT |                         |  |                        |
|---|--------|----------|---------------|-----------------------------|--------------|-------------------------|--|------------------------|
|   |        |          |               |                             | TOTAL        | HELD FOR OCCASIONAL USE | TEMPORARILY OCCUPIED BY URE <sup>1</sup> | HELD FOR OTHER REASONS |
| ALL YEAR-ROUND VACANT HOUSING UNITS   | 18 500 | 4 400    | 3 200         | 4 300                       | 6 600        | 2 500                   | 1 300                                    | 2 700                  |
| UNITS IN STRUCTURE  |        |          |               |                             |              |                         |  |                        |
| 1, DETACHED   | 7 200  | 600      | 1 700         | 1 700                       | 3 300        | 1 800                   | 600                                      | 900                    |
| 1, ATTACHED   | 3 200  | 700      | 800           | 600                         | 1 100        | 200                     | 100                                      | 800                    |
| 2 TO 4  | 2 100  | 300      | 300           | 600                         | 900          | 300                     | 200                                      | 500                    |
| 5 TO 9  | 2 000  | 600      | -             | 500                         | 900          | 100                     | 300                                      | 500                    |
| 10 OR MORE  | 4 000  | 2 100    | 500           | 900                         | 500          | 200                     | 200                                      | 200                    |
| OWNER OR MANAGER ON PROPERTY  |        |          |               |                             |              |                         |  |                        |
| 2 OR MORE UNITS IN STRUCTURE  | 8 000  | 3 000    | 800           | 2 000                       | 2 300        | 600                     | 500                                      | 1 100                  |
| WITH OWNER ON PROPERTY  | 900    | 500      | -             | 300                         | 100          | -                       | -  | 100                    |
| WITH RESIDENT MANAGER OR SUPERINTENDENT ON PROPERTY                             | 5 500  | 2 300    | -             | 1 400                       | 1 800        | 500                     | 500                                      | 900                    |
| 1 UNIT IN STRUCTURE   | 10 400 | 1 400    | 2 400         | 2 300                       | 4 300        | 1 900                   | 700                                      | 1 700                  |
| YEAR STRUCTURE BUILT  |        |          |               |                             |              |                         |  |                        |
| APRIL 1970 OR LATER   | 5 900  | 1 500    | 1 500         | 1 200                       | 1 700        | 300                     | 600                                      | 800                    |
| 1965 TO MARCH 1970  | 2 700  | 900      | 300           | 1 200                       | 300          | 100                     | -  | 200                    |
| 1960 TO 1964  | 800    | 300      | -             | -                           | 400          | 400                     | -  | -                      |
| 1950 TO 1959  | 1 900  | 300      | 1 100         | 300                         | 300          | 100                     | -  | 100                    |
| 1940 TO 1949  | 1 200  | 300      | -             | 100                         | 800          | 300                     | 100                                      | 300                    |
| 1939 OR EARLIER   | 5 900  | 1 100    | 300           | 1 400                       | 3 100        | 1 200                   | 600                                      | 1 400                  |
| SELECTED FACILITIES AND EQUIPMENT   |        |          |               |                             |              |                         |  |                        |
| WITH ALL PLUMBING FACILITIES  | 17 400 | 4 200    | 3 000         | 4 300                       | 5 800        | 2 200                   | 1 300                                    | 2 300                  |
| LOCATED IN MORE THAN ONE ROOM   | -      | -        | -             | -                           | -            | -                       | -  | -                      |
| WITH COMPLETE KITCHEN FACILITIES  | 16 100 | 3 500    | 3 200         | 4 000                       | 5 400        | 2 000                   | 1 300                                    | 2 100                  |
| WITH AIR CONDITIONING   | 9 400  | 2 900    | 1 700         | 2 600                       | 2 300        | 900                     | 800                                      | 600                    |
| ROOM UNIT(S)  | 2 100  | 300      | 300           | 800                         | 700          | 600                     | 100                                      | -                      |
| CENTRAL SYSTEM  | 7 300  | 2 600    | 1 400         | 1 800                       | 1 500        | 300                     | 600                                      | 600                    |
| WITH WATER FROM PUBLIC SYSTEM OR PRIVATE COMPANY                                | 13 500 | 4 200    | 2 700         | 2 900                       | 3 600        | 600                     | 900                                      | 2 100                  |
| WITH PUBLIC SEWER   | 12 600 | 3 600    | 2 700         | 3 100                       | 3 200        | 800                     | 900                                      | 1 500                  |
| COMPLETE BATHROOMS  |        |          |               |                             |              |                         |  |                        |
| 1   | 12 500 | 3 500    | 1 800         | 2 400                       | 4 800        | 1 800                   | 1 200                                    | 1 800                  |
| 1 AND ONE-HALF  | 2 200  | 500      | 400           | 800                         | 400          | 100                     | 100                                      | 200                    |
| HALF BATH LACKS FLUSH TOILET  | -      | -        | -             | -                           | -            | -                       | -  | -                      |
| 2 OR MORE   | 2 700  | 300      | 800           | 1 100                       | 600          | 300                     | -  | 300                    |
| INTENDED FOR USE BY ANOTHER HOUSEHOLD   | -      | -        | -             | -                           | -            | -                       | -  | -                      |
| NONE  | 1 100  | 200      | 200           | -                           | 800          | 300                     | -  | 500                    |
| ROOMS   |        |          |               |                             |              |                         |  |                        |
| 1 AND 2 ROOMS   | 1 400  | 600      | 300           | -                           | 400          | 100                     | -  | 300                    |
| 3 ROOMS   | 2 900  | 1 400    | 100           | 500                         | 900          | 500                     | 300                                      | 200                    |
| 4 ROOMS   | 5 900  | 1 500    | 300           | 1 500                       | 2 500        | 1 000                   | 900                                      | 600                    |
| 5 ROOMS   | 3 300  | 500      | 600           | 1 100                       | 1 200        | 600                     | -  | 600                    |
| 6 ROOMS OR MORE   | 5 000  | 400      | 1 800         | 1 300                       | 1 500        | 300                     | 100                                      | 600                    |
| MEDIAN  | 4.3    | 3.6      | ...           | 4.6                         | 4.3          | ...                     | ...                                      | ...                    |
| BEDROOMS  |        |          |               |                             |              |                         |  |                        |
| NONE  | 900    | 500      | 200           | -                           | 300          | 100                     | -  | 200                    |
| 1   | 4 800  | 2 000    | 400           | 900                         | 1 500        | 400                     | 600                                      | 500                    |
| 2   | 6 600  | 1 700    | 800           | 1 500                       | 2 700        | 1 200                   | 600                                      | 900                    |
| 3 OR MORE   | 6 100  | 300      | 1 800         | 1 900                       | 2 100        | 800                     | 100                                      | 1 200                  |
| UNITS WITH 2 BEDROOMS OR MORE WITH 1 OR MORE LACKING PRIVACY                    | 600    | 200      | -             | -                           | 400          | 100                     | 100                                      | 100                    |
| HEATING EQUIPMENT   |        |          |               |                             |              |                         |  |                        |
| WARM-AIR FURNACE  | 10 000 | 3 200    | 1 800         | 2 300                       | 2 700        | 800                     | 1 000                                    | 900                    |
| HEAT PUMP   | -      | -        | -             | -                           | -            | -                       | -  | -                      |
| STEAM OR HOT WATER  | 4 700  | 600      | 400           | 1 500                       | 2 100        | 800                     | -  | -                      |
| BUILT-IN ELECTRIC UNITS   | 1 000  | 100      | 600           | 100                         | 100          | 100                     | -  | 1 300                  |
| FLOOR, WALL, OR PIPELESS FURNACE  | 300    | -        | -             | -                           | 300          | 300                     | -  | -                      |
| OTHER MEANS   | 1 700  | 500      | 300           | -                           | 900          | 400                     | 100                                      | 300                    |
| NONE  | 800    | -        | -             | 300                         | 500          | 200                     | 100                                      | 100                    |
| WITH SPECIFIED HEATING EQUIPMENT <sup>2</sup>                                   | 17 100 | 4 200    | 3 200         | 4 000                       | 5 700        | 2 100                   | 1 200                                    | 2 400                  |
| NO ROOMS LACKING AIR DUCTS, REGISTERS, RADIATORS, OR HEATERS                    | 15 600 | 4 100    | 3 000         | 3 800                       | 4 700        | 1 500                   | 1 000                                    | 2 100                  |
| ROOMS LACKING AIR DUCTS, REGISTERS, RADIATORS, OR HEATERS                       | 1 400  | 200      | 200           | 200                         | 900          | 400                     | 100                                      | 300                    |
| 1 ROOM  | 500    | 200      | 200           | -                           | 200          | -                       | -  | 200                    |
| 2 ROOMS   | 100    | -        | -             | 100                         | -            | -                       | -  | -                      |
| 3 ROOMS OR MORE   | 800    | -        | -             | -                           | -            | -                       | -  | -                      |
| NOT REPORTED  | 100    | -        | -             | -                           | 700          | 400                     | 100                                      | 200                    |
| LACKING SPECIFIED HEATING EQUIPMENT OR NONE                                     | 1 400  | 200      | -             | 300                         | 900          | 500                     | 100                                      | 300                    |

<sup>1</sup>PERSONS WITH USUAL RESIDENCE ELSEWHERE.






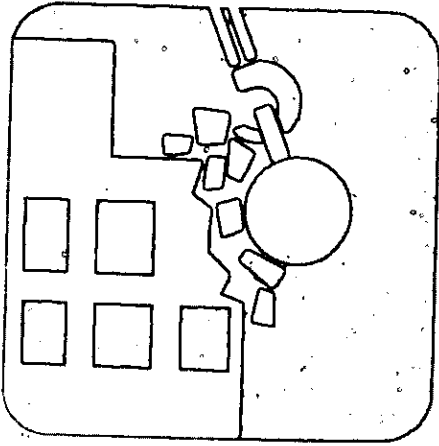
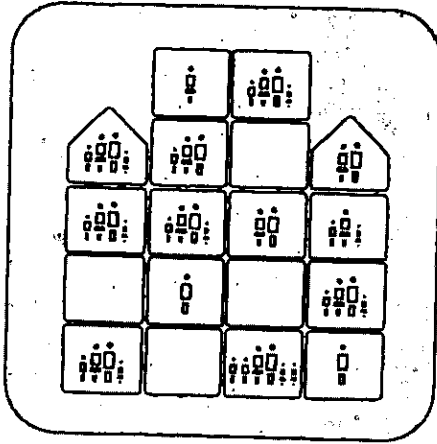

<sup>2</sup>EXCLUDES ROOM HEATERS WITHOUT FLUE OR VENT, FIREPLACES, STOVES, AND PORTABLE HEATERS.

TABLE C-13. SELECTED CHARACTERISTICS OF YEAR-ROUND VACANT HOUSING UNITS: 1976--CONTINUED

(DATA BASED ON SAMPLE, SEE TEXT. FOR MINIMUM BASE FOR DERIVED FIGURES (PERCENT, MEDIAN, ETC.) AND MEANING OF SYMBOLS, SEE TEXT)

| STANDARD METROPOLITAN STATISTICAL AREA<br>BALTIMORE, MD.<br>NOT IN CENTRAL CITY                      | TOTAL  | FOR RENT | FOR SALE<br>ONLY | RENTED<br>OR SOLD<br>NOT<br>OCCUPIED | OTHER VACANT |                                     |   |                              |
|--|--------|----------|------------------|--------------------------------------|--------------|-------------------------------------|---|------------------------------|
|  |        |          |                  |                                      | TOTAL        | HELD FOR<br>OCCAS-<br>SIONAL<br>USE | TEMPO-<br>RARILY<br>OCCUPIED<br>BY URE <sup>1</sup> | HELD FOR<br>OTHER<br>REASONS |
| ALL YEAR-ROUND VACANT HOUSING UNITS--CONTINUED   |        |          |                  |                                      |              |                                     |   |                              |
| ELEVATOR IN STRUCTURE  |        |          |                  |                                      |              |                                     |   |                              |
| 4 FLOORS OR MORE . . . . .   | 800    | 300      | 500              | -                                    | -            | -                                   | -   | -                            |
| WITH ELEVATOR . . . . .  | 600    | 100      | 500              | -                                    | -            | -                                   | -   | -                            |
| WALKUP . . . . .   | 200    | 200      | -                | -                                    | -            | -                                   | -   | -                            |
| 1 TO 3 FLOORS . . . . .  | 17 700 | 4 100    | 2 700            | 4 300                                | 6 600        | 2 500                               | 1 300   | 2 700                        |
| BASEMENT   |        |          |                  |                                      |              |                                     |   |                              |
| WITH BASEMENT . . . . .  | 9 100  | 2 300    | 1 500            | 2 900                                | 2 400        | 600                                 | 300   | 1 500                        |
| NO BASEMENT . . . . .  | 9 300  | 2 100    | 1 700            | 1 400                                | 4 200        | 1 900                               | 1 000   | 1 200                        |
| DURATION OF VACANCY  |        |          |                  |                                      |              |                                     |   |                              |
| LESS THAN 1 MONTH . . . . .  | 7 300  | 2 600    | 800              | 2 300                                | 1 600        | 900                                 | ...   | 700                          |
| 1 UP TO 2 MONTHS . . . . .   | 2 600  | 700      | 500              | 300                                  | 1 100        | 700                                 | ...   | 300                          |
| 2 UP TO 6 MONTHS . . . . .   | 1 800  | 300      | 600              | 400                                  | 500          | 500                                 | ...   | -                            |
| 6 MONTHS OR MORE . . . . .   | 5 500  | 800      | 1 400            | 1 200                                | 2 100        | 500                                 | ...   | 1 700                        |
| SELECTED DEFICIENCIES  |        |          |                  |                                      |              |                                     |   |                              |
| SOME OR ALL ELECTRIC WIRING EXPOSED . . . . .  | 400    | -        | -                | -                                    | 400          | 100                                 | -   | 300                          |
| 1 OR MORE ROOMS LACKING ELECTRIC WALL<br>OUTLETS . . . . .   | 100    | -        | -                | -                                    | 100          | 100                                 | -   | -                            |
| 2 OR MORE UNITS IN STRUCTURE:<br>SOME OR ALL LIGHT FIXTURES IN PUBLIC HALLS<br>NOT WORKING . . . . . | -      | -        | -                | -                                    | -            | -                                   | -   | -                            |
| LOOSE, BROKEN, OR MISSING STEPS ON COMMON<br>STAIRWAYS . . . . .                                     | 500    | 500      | -                | -                                    | -            | -                                   | -   | -                            |
| LOOSE RAILINGS ON COMMON STAIRWAYS . . . . .   | -      | -        | -                | -                                    | -            | -                                   | -   | -                            |
| ABANDONED BUILDINGS ON SAME STREET . . . . .   | 1 200  | 300      | -                | 600                                  | 300          | -                                   | -   | 300                          |
| SALES PRICE ASKED  |        |          |                  |                                      |              |                                     |   |                              |
| SPECIFIED VACANT FOR SALE <sup>2</sup> . . . . .   | 2 900  | ...      | 2 900            | ...                                  | ...          | ...                                 | ...   | ...                          |
| LESS THAN \$10,000 . . . . .   | 100    | ...      | 100              | ...                                  | ...          | ...                                 | ...   | ...                          |
| \$10,000 TO \$14,999 . . . . .   | -      | ...      | -                | ...                                  | ...          | ...                                 | ...   | ...                          |
| \$15,000 TO \$19,999 . . . . .   | -      | ...      | -                | ...                                  | ...          | ...                                 | ...   | ...                          |
| \$20,000 TO \$24,999 . . . . .   | 600    | ...      | 600              | ...                                  | ...          | ...                                 | ...   | ...                          |
| \$25,000 TO \$34,999 . . . . .   | 1 200  | ...      | 1 200            | ...                                  | ...          | ...                                 | ...   | ...                          |
| \$35,000 TO \$49,999 . . . . .   | 900    | ...      | 900              | ...                                  | ...          | ...                                 | ...   | ...                          |
| \$50,000 OR MORE . . . . .   | ...    | ...      | ...              | ...                                  | ...          | ...                                 | ...   | ...                          |
| MEDIAN . . . . .   | ...    | ...      | ...              | ...                                  | ...          | ...                                 | ...   | ...                          |
| GARAGE OR CARPORT ON PROPERTY . . . . .  | ...    | ...      | ...              | ...                                  | ...          | ...                                 | ...   | ...                          |
| SPECIFIED VACANT FOR RENT <sup>3</sup> . . . . .   | 4 400  | 4 400    | ...              | ...                                  | ...          | ...                                 | ...   | ...                          |
| RENT ASKED   |        |          |                  |                                      |              |                                     |   |                              |
| LESS THAN \$50 . . . . .   | 500    | 500      | ...              | ...                                  | ...          | ...                                 | ...   | ...                          |
| \$50 TO \$69 . . . . .   | 200    | 200      | ...              | ...                                  | ...          | ...                                 | ...   | ...                          |
| \$70 TO \$79 . . . . .   | -      | -        | ...              | ...                                  | ...          | ...                                 | ...   | ...                          |
| \$80 TO \$99 . . . . .   | -      | -        | ...              | ...                                  | ...          | ...                                 | ...   | ...                          |
| \$100 TO \$119 . . . . .   | 300    | 300      | ...              | ...                                  | ...          | ...                                 | ...   | ...                          |
| \$120 TO \$149 . . . . .   | 300    | 300      | ...              | ...                                  | ...          | ...                                 | ...   | ...                          |
| \$150 TO \$199 . . . . .   | 2 100  | 2 100    | ...              | ...                                  | ...          | ...                                 | ...   | ...                          |
| \$200 OR MORE . . . . .  | 1 100  | 1 100    | ...              | ...                                  | ...          | ...                                 | ...   | ...                          |
| MEDIAN . . . . .   | 173    | 173      | ...              | ...                                  | ...          | ...                                 | ...   | ...                          |
| ALL UTILITIES INCLUDED . . . . .   | ...    | ...      | ...              | ...                                  | ...          | ...                                 | ...   | ...                          |
| GARBAGE AND TRASH COLLECTION SERVICE . . . . .   | 171    | 171      | ...              | ...                                  | ...          | ...                                 | ...   | ...                          |
| PUBLIC OR PRIVATE HOUSING  |        |          |                  |                                      |              |                                     |   |                              |
| PRIVATE HOUSING . . . . .  | 3 800  | 3 800    | ...              | ...                                  | ...          | ...                                 | ...   | ...                          |
| PUBLIC HOUSING PROJECT . . . . .   | 500    | 500      | ...              | ...                                  | ...          | ...                                 | ...   | ...                          |
| NOT REPORTED . . . . .   | 100    | 100      | ...              | ...                                  | ...          | ...                                 | ...   | ...                          |

<sup>1</sup> PERSONS WITH USUAL RESIDENCE ELSEWHERE.  
<sup>2</sup> LIMITED TO 1-FAMILY HOMES ON LESS THAN 10 ACRES AND NO BUSINESS ON PROPERTY.  
<sup>3</sup> EXCLUDES 1-FAMILY HOMES ON 10 ACRES OR MORE.



**Financial  
Characteristics  
of the Housing  
Inventory**

**PART  
C**



TABLE A-1. INCOME OF FAMILIES AND PRIMARY INDIVIDUALS IN OWNER AND RENTER OCCUPIED HOUSING UNITS: 1976

(DATA BASED ON SAMPLE, SEE TEXT. FOR MINIMUM BASE FOR DERIVED FIGURES (PERCENT, MEDIAN, ETC.) AND MEANING OF SYMBOLS, SEE TEXT)

| STANDARD METROPOLITAN STATISTICAL AREA<br>BALTIMORE, MD.<br>TOTAL | TOTAL   | LESS<br>THAN<br>\$3,000 | \$3,000<br>TO<br>\$4,999 | \$5,000<br>TO<br>\$6,999 | \$7,000<br>TO<br>\$9,999 | \$10,000<br>TO<br>\$12,499 | \$12,500<br>TO<br>\$14,999 | \$15,000<br>TO<br>\$19,999 | \$20,000<br>TO<br>\$24,999 | \$25,000<br>TO<br>\$34,999 | \$35,000<br>OR<br>MORE | MEDIAN<br>(DOL-<br>LARS) |
|---|---------|-------------------------|--------------------------|--------------------------|--------------------------|----------------------------|----------------------------|----------------------------|----------------------------|----------------------------|------------------------|--------------------------|
| <b>OWNER OCCUPIED HOUSING UNITS.</b>                              | 413 200 | 18 100                  | 19 700                   | 23 300                   | 31 200                   | 28 800                     | 31 700                     | 80 800                     | 65 200                     | 65 500                     | 48 800                 | 18300                    |
| <b>YEAR STRUCTURE BUILT</b>                                       |         |                         |                          |                          |                          |                            |                            |                            |                            |                            |                        |                          |
| APRIL 1970 OR LATER   | 54 400  | 500                     | 300                      | 500                      | 1 100                    | 2 500                      | 4 000                      | 12 600                     | 15 200                     | 11 500                     | 6 200                  | 21900                    |
| 1965 TO MARCH 1970  | 36 900  | 500                     | 1 100                    | 1 500                    | 900                      | 1 100                      | 2 900                      | 6 300                      | 7 000                      | 11 500                     | 6 200                  | 21900                    |
| 1960 TO 1964  | 40 200  | 900                     | 1 100                    | 1 300                    | 2 000                    | 2 500                      | 2 300                      | 6 100                      | 6 400                      | 10 300                     | 7 300                  | 23000                    |
| 1950 TO 1959  | 105 800 | 3 500                   | 2 500                    | 4 000                    | 7 600                    | 7 500                      | 9 000                      | 23 400                     | 18 400                     | 18 400                     | 11 400                 | 19000                    |
| 1940 TO 1949  | 50 000  | 1 900                   | 2 900                    | 2 700                    | 5 200                    | 4 100                      | 3 900                      | 11 800                     | 5 900                      | 7 500                      | 4 100                  | 16800                    |
| 1939 OR EARLIER   | 125 800 | 10 900                  | 11 800                   | 13 300                   | 14 300                   | 11 200                     | 9 500                      | 20 700                     | 12 300                     | 10 300                     | 11 700                 | 12900                    |
| <b>COMPLETE BATHROOMS</b>   |         |                         |                          |                          |                          |                            |                            |                            |                            |                            |                        |                          |
| 1   | 169 100 | 11 600                  | 11 600                   | 13 500                   | 17 100                   | 17 400                     | 14 900                     | 38 300                     | 21 700                     | 16 200                     | 6 800                  | 14700                    |
| 1 AND ONE-HALF  | 120 000 | 2 900                   | 3 900                    | 5 800                    | 9 100                    | 6 100                      | 11 200                     | 26 500                     | 20 500                     | 23 300                     | 10 700                 | 19000                    |
| 2 OR MORE   | 120 600 | 2 800                   | 3 300                    | 3 800                    | 4 700                    | 4 800                      | 5 600                      | 16 000                     | 22 400                     | 25 800                     | 31 300                 | 24300                    |
| ALSO USED BY ANOTHER HOUSEHOLD                                    |         |                         |                          |                          |                          |                            |                            |                            |                            |                            |                        |                          |
| NONE  | 3 500   | 700                     | 900                      | 200                      | 300                      | 500                        |                            | 100                        | 600                        | 200                        |                        |                          |
| <b>COMPLETE KITCHEN FACILITIES</b>                                |         |                         |                          |                          |                          |                            |                            |                            |                            |                            |                        |                          |
| FOR EXCLUSIVE USE OF HOUSEHOLD                                    | 411 500 | 17 800                  | 19 300                   | 23 300                   | 31 200                   | 28 700                     | 31 500                     | 80 700                     | 65 100                     | 65 500                     | 48 500                 | 18300                    |
| ALSO USED BY ANOTHER HOUSEHOLD                                    |         |                         |                          |                          |                          |                            |                            |                            |                            |                            |                        |                          |
| NO COMPLETE KITCHEN FACILITIES                                    | 1 600   | 300                     | 500                      |                          |                          | 100                        | 200                        | 100                        | 200                        |                            | 300                    |                          |
| <b>ROOMS</b>  |         |                         |                          |                          |                          |                            |                            |                            |                            |                            |                        |                          |
| 3 ROOMS OR LESS   | 5 700   | 1 100                   | 500                      | 800                      | 800                      | 500                        | 600                        | 1 000                      | 300                        |                            | 200                    | 8900                     |
| 4 ROOMS   | 31 900  | 2 800                   | 3 600                    | 3 500                    | 4 500                    | 2 300                      | 3 100                      | 6 400                      | 2 500                      | 2 000                      | 1 300                  | 11700                    |
| 5 ROOMS   | 68 900  | 3 400                   | 4 400                    | 3 500                    | 8 100                    | 7 200                      | 6 000                      | 17 400                     | 10 100                     | 5 900                      | 3 100                  | 15600                    |
| 6 ROOMS   | 151 800 | 6 700                   | 7 300                    | 10 100                   | 11 900                   | 12 400                     | 14 200                     | 31 300                     | 27 600                     | 20 300                     | 10 100                 | 17100                    |
| 7 ROOMS OR MORE   | 154 800 | 4 100                   | 4 100                    | 5 400                    | 5 900                    | 6 500                      | 7 700                      | 24 800                     | 24 700                     | 37 300                     | 34 200                 | 23800                    |
| MEDIAN  | 6.1     | 5.8                     | 5.7                      | 5.9                      | 5.7                      | 5.8                        | 5.9                        | 6.0                        | 6.2                        | 6.5+                       | 6.5+                   |                          |
| <b>BEDROOMS</b>   |         |                         |                          |                          |                          |                            |                            |                            |                            |                            |                        |                          |
| NONE AND 1  | 16 400  | 1 900                   | 2 600                    | 1 600                    | 2 100                    | 900                        | 1 400                      | 2 100                      | 1 400                      | 1 100                      | 1 200                  | 10000                    |
| 2   | 88 400  | 6 400                   | 6 300                    | 8 000                    | 10 800                   | 7 600                      | 8 800                      | 18 300                     | 10 100                     | 7 900                      | 4 200                  | 13900                    |
| 3 OR MORE   | 308 400 | 9 800                   | 10 800                   | 13 700                   | 18 300                   | 20 200                     | 21 500                     | 60 500                     | 53 700                     | 56 500                     | 43 400                 | 19900                    |
| <b>PERSONS</b>  |         |                         |                          |                          |                          |                            |                            |                            |                            |                            |                        |                          |
| 1 PERSON  | 47 400  | 10 400                  | 10 800                   | 7 800                    | 6 500                    | 2 400                      | 2 200                      | 3 800                      | 1 700                      | 1 100                      | 900                    | 5700                     |
| 2 PERSONS   | 118 600 | 4 400                   | 5 800                    | 9 400                    | 13 700                   | 10 400                     | 11 300                     | 21 700                     | 17 100                     | 14 200                     | 10 400                 | 15900                    |
| 3 PERSONS   | 83 600  | 1 900                   | 1 100                    | 3 700                    | 5 000                    | 5 800                      | 6 100                      | 19 300                     | 15 100                     | 15 900                     | 10 000                 | 19800                    |
| 4 PERSONS   | 87 100  | 600                     | 900                      | 600                      | 3 500                    | 6 600                      | 6 600                      | 20 100                     | 17 300                     | 18 400                     | 12 400                 | 21300                    |
| 5 PERSONS   | 42 300  | 800                     | 500                      | 500                      | 1 400                    | 3 000                      | 2 800                      | 8 400                      | 8 600                      | 8 600                      | 7 800                  | 22200                    |
| 6 PERSONS OR MORE   | 34 100  |                         | 600                      | 1 200                    | 1 100                    | 1 000                      | 2 700                      | 7 500                      | 5 300                      | 7 400                      | 7 300                  | 22700                    |
| MEDIAN  | 3.0     | 1.5-                    | 1.5-                     | 1.9                      | 2.2                      | 2.8                        | 2.9                        | 3.3                        | 3.4                        | 3.6                        | 3.7                    |                          |
| UNITS WITH SUBFAMILIES  | 10 100  |                         | 300                      | 300                      | 800                      | 900                        | 500                        | 1 900                      | 1 400                      | 2 400                      | 1 600                  | 21000                    |
| UNITS WITH NONRELATIVES   | 11 400  | 1 300                   | 1 500                    | 900                      | 1 100                    | 1 100                      | 600                        | 2 400                      | 1 500                      | 300                        | 600                    | 12100                    |
| <b>PLUMBING FACILITIES BY PERSONS PER ROOM</b>                    |         |                         |                          |                          |                          |                            |                            |                            |                            |                            |                        |                          |
| WITH ALL PLUMBING FACILITIES                                      | 410 300 | 17 300                  | 19 000                   | 23 100                   | 31 000                   | 28 700                     | 31 700                     | 80 700                     | 64 600                     | 65 300                     | 48 800                 | 18400                    |
| 1.00 OR LESS  | 401 800 | 17 300                  | 19 000                   | 22 800                   | 30 900                   | 28 400                     | 30 200                     | 78 100                     | 63 700                     | 63 800                     | 47 700                 | 18300                    |
| 1.01 TO 1.50  | 7 000   |                         |                          | 100                      | 200                      | 300                        | 1 300                      | 2 200                      | 800                        | 1 400                      | 800                    | 18800                    |
| 1.51 OR MORE  | 1 400   |                         |                          | 200                      |                          |                            | 200                        | 500                        | 200                        | 200                        | 300                    |                          |
| LACKING SOME OR ALL PLUMBING FACILITIES                           | 2 900   | 700                     | 800                      | 200                      | 100                      | 100                        |                            | 100                        | 600                        | 200                        |                        |                          |
| 1.00 OR LESS  | 2 400   | 700                     | 800                      | 200                      |                          | 100                        |                            | 100                        | 300                        | 200                        |                        |                          |
| 1.01 TO 1.50  | 400     |                         |                          |                          | 100                      |                            |                            |                            | 300                        |                            |                        |                          |
| 1.51 OR MORE  |         |                         |                          |                          |                          |                            |                            |                            |                            |                            |                        |                          |
| <b>HOUSEHOLD COMPOSITION BY AGE OF HEAD</b>                       |         |                         |                          |                          |                          |                            |                            |                            |                            |                            |                        |                          |
| <b>2-OR-MORE-PERSON HOUSEHOLDS</b>                                | 365 700 | 7 700                   | 9 000                    | 15 500                   | 24 700                   | 26 500                     | 29 500                     | 77 100                     | 63 500                     | 64 400                     | 47 900                 | 19500                    |
| <b>MALE HEAD, WIFE PRESENT, NO NONRELATIVES</b>                   | 309 500 | 4 100                   | 4 700                    | 10 100                   | 17 800                   | 19 500                     | 25 400                     | 67 800                     | 56 000                     | 59 600                     | 44 500                 | 20500                    |
| UNDER 25 YEARS  | 6 400   | 200                     | 200                      |                          | 200                      | 1 300                      | 800                        | 2 300                      | 900                        | 500                        | 100                    | 16400                    |
| 25 TO 29 YEARS  | 26 400  |                         | 300                      |                          | 500                      | 2 500                      | 2 700                      | 8 800                      | 6 900                      | 3 600                      | 1 100                  | 19100                    |
| 30 TO 34 YEARS  | 34 400  | 300                     |                          | 300                      | 500                      | 1 900                      | 3 900                      | 9 200                      | 8 900                      | 6 900                      | 2 500                  | 20600                    |
| 35 TO 44 YEARS  | 62 900  | 300                     |                          | 600                      | 2 200                    | 4 900                      | 15 400                     | 14 000                     | 16 100                     | 16 100                     | 8 700                  | 22600                    |
| 45 TO 64 YEARS  | 141 300 | 2 400                   | 1 200                    | 2 500                    | 8 500                    | 7 700                      | 8 900                      | 27 400                     | 22 800                     | 31 000                     | 28 800                 | 22600                    |
| 65 YEARS AND OVER   | 38 100  | 1 000                   | 3 000                    | 6 500                    | 7 500                    | 3 900                      | 4 200                      | 4 700                      | 2 500                      | 1 600                      | 3 200                  | 10700                    |
| <b>OTHER MALE HEAD</b>  | 16 200  | 800                     | 1 100                    | 800                      | 1 400                    | 1 800                      | 1 400                      | 3 200                      | 2 500                      | 1 700                      | 1 600                  | 16300                    |
| UNDER 65 YEARS  | 12 500  | 100                     | 700                      | 300                      | 800                      | 1 600                      | 1 100                      | 2 700                      | 1 800                      | 1 700                      | 1 600                  | 18000                    |
| 65 YEARS AND OVER   | 3 800   | 600                     | 500                      | 500                      | 600                      | 200                        | 300                        | 500                        | 600                        |                            |                        |                          |
| <b>FEMALE HEAD</b>  | 40 000  | 2 800                   | 3 200                    | 4 700                    | 5 500                    | 5 200                      | 2 700                      | 6 100                      | 5 000                      | 3 100                      | 1 900                  | 11900                    |
| UNDER 65 YEARS  | 31 100  | 2 000                   | 1 700                    | 3 100                    | 4 000                    | 4 300                      | 1 900                      | 5 300                      | 4 700                      | 2 600                      | 1 500                  | 13000                    |
| 65 YEARS AND OVER   | 8 900   | 800                     | 1 400                    | 1 500                    | 1 500                    | 900                        | 800                        | 800                        | 300                        | 500                        | 300                    | 8400                     |
| <b>1-PERSON HOUSEHOLDS</b>  | 47 400  | 10 400                  | 10 800                   | 7 800                    | 6 500                    | 2 400                      | 2 200                      | 3 800                      | 1 700                      | 1 100                      | 900                    | 5700                     |
| UNDER 65 YEARS  | 23 300  | 3 500                   | 2 800                    | 2 400                    | 4 400                    | 2 100                      | 1 800                      | 3 100                      | 1 400                      | 900                        | 800                    | 9000                     |
| 65 YEARS AND OVER   | 24 100  | 6 800                   | 8 000                    | 5 400                    | 2 000                    | 300                        | 400                        | 600                        | 300                        | 200                        | 200                    | 4300                     |
| <b>OWN CHILDREN UNDER 18 YEARS OLD BY AGE GROUP</b>               |         |                         |                          |                          |                          |                            |                            |                            |                            |                            |                        |                          |
| NO OWN CHILDREN UNDER 18 YEARS                                    | 232 700 | 15 400                  | 17 900                   | 19 800                   | 23 400                   | 16 900                     | 15 500                     | 37 800                     | 30 200                     | 29 900                     | 25 800                 | 16000                    |
| <b>WITH OWN CHILDREN UNDER 18 YEARS</b>                           | 180 400 | 2 700                   | 1 900                    | 3 400                    | 7 700                    | 11 900                     | 16 100                     | 43 100                     | 35 000                     | 35 600                     | 23 000                 | 20500                    |
| <b>UNDER 6 YEARS ONLY</b>   | 32 300  | 500                     | 300                      | 300                      | 500                      | 3 800                      | 3 900                      | 11 800                     | 6 400                      | 3 600                      | 1 400                  | 17900                    |
| 1   | 18 300  | 500                     | 200                      | 300                      | 300                      | 2 000                      | 2 500                      | 5 700                      | 3 600                      | 2 300                      | 900                    | 18000                    |
| 2   | 12 800  |                         | 200                      |                          | 200                      | 1 800                      | 1 400                      | 5 500                      | 2 500                      | 1 100                      | 300                    | 17700                    |
| 3 OR MORE   | 1 100   |                         |                          |                          |                          |                            |                            | 600                        | 300                        |                            |                        |                          |
| <b>6 TO 17 YEARS ONLY</b>   | 118 500 | 2 000                   | 1 400                    | 2 800                    | 6 500                    | 5 800                      | 8 500                      | 23 800                     | 21 300                     | 27 500                     | 19 000                 | 22000                    |
| 1   | 51 100  | 600                     | 500                      | 1 100                    | 3 200                    | 2 500                      | 3 900                      | 9 400                      | 9 500                      | 10 900                     | 9 500                  | 22300                    |
| 2   | 41 300  | 900                     | 500                      | 600                      | 1 400                    | 2 500                      | 2 700                      | 8 200                      | 8 000                      | 10 700                     | 5 900                  | 22400                    |
| 3 OR MORE   | 26 100  | 500                     | 500                      | 1 100                    | 1 900                    | 800                        | 1 900                      | 6 200                      | 3 800                      | 5 900                      | 3 600                  | 20300                    |
| <b>BOTH AGE GROUPS</b>  | 29 700  | 200                     | 200                      | 300                      | 800                      | 2 400                      | 3 800                      | 7 500                      | 7 300                      | 4 700                      | 2 600                  | 19500                    |
| 1   | 12 700  |                         |                          | 200                      | 300                      | 900                        | 1 600                      | 3 800                      | 2 500                      | 2 400                      | 900                    | 19300                    |
| 2   | 16 900  | 200                     | 200                      | 200                      | 500                      | 1 400                      | 2 200                      | 3 700                      | 4 800                      | 2 300                      | 1 700                  | 20400                    |

TABLE A-1. INCOME OF FAMILIES AND PRIMARY INDIVIDUALS IN OWNER AND RENTER OCCUPIED HOUSING UNITS: 1976--CONTINUED

(DATA BASED ON SAMPLE, SEE TEXT. FOR MINIMUM BASE FOR DERIVED FIGURES (PERCENT, MEDIAN, ETC.) AND MEANING OF SYMBOLS, SEE TEXT)

| STANDARD METROPOLITAN STATISTICAL AREA<br>BALTIMORE, MD.<br>TOTAL         | TOTAL          | LESS<br>THAN<br>\$3,000 | \$3,000<br>TO<br>\$4,999 | \$5,000<br>TO<br>\$6,999 | \$7,000<br>TO<br>\$9,999 | \$10,000<br>TO<br>\$12,499 | \$12,500<br>TO<br>\$14,999 | \$15,000<br>TO<br>\$19,999 | \$20,000<br>TO<br>\$24,999 | \$25,000<br>TO<br>\$34,999 | \$35,000<br>OR<br>MORE | MEDIAN<br>(DOL-<br>LARS) |
|---|----------------|-------------------------|--------------------------|--------------------------|--------------------------|----------------------------|----------------------------|----------------------------|----------------------------|----------------------------|------------------------|--------------------------|
| <b>OWNER OCCUPIED HOUSING UNITS--CONTINUED</b>                            |                |                         |                          |                          |                          |                            |                            |                            |                            |                            |                        |                          |
| <b>YEARS OF SCHOOL COMPLETED BY HEAD</b>                                  |                |                         |                          |                          |                          |                            |                            |                            |                            |                            |                        |                          |
| NO SCHOOL YEARS COMPLETED   | 1 200          | 500                     | 200                      | -                        | -                        | 200                        | -                          | -                          | 200                        | -                          | 200                    | ...                      |
| ELEMENTARY:   |                |                         |                          |                          |                          |                            |                            |                            |                            |                            |                        |                          |
| LESS THAN 8 YEARS   | 43 300         | 5 700                   | 5 400                    | 7 000                    | 5 400                    | 3 700                      | 3 000                      | 5 300                      | 4 100                      | 1 900                      | 1 700                  | 8900                     |
| 8 YEARS   | 35 300         | 2 800                   | 3 800                    | 4 300                    | 5 300                    | 2 200                      | 3 700                      | 6 900                      | 3 000                      | 2 200                      | 1 100                  | 11600                    |
| HIGH SCHOOL:  |                |                         |                          |                          |                          |                            |                            |                            |                            |                            |                        |                          |
| 1 TO 3 YEARS  | 67 300         | 3 900                   | 4 500                    | 3 800                    | 7 700                    | 6 000                      | 6 000                      | 15 000                     | 8 000                      | 10 200                     | 2 400                  | 15600                    |
| 4 YEARS   | 118 100        | 2 800                   | 3 300                    | 5 800                    | 7 000                    | 11 400                     | 10 200                     | 28 500                     | 22 600                     | 16 200                     | 10 400                 | 18300                    |
| COLLEGE:  |                |                         |                          |                          |                          |                            |                            |                            |                            |                            |                        |                          |
| 1 TO 3 YEARS  | 53 700         | 1 000                   | 1 400                    | 1 400                    | 3 500                    | 2 900                      | 5 000                      | 10 300                     | 10 900                     | 10 200                     | 7 200                  | 20600                    |
| 4 YEARS OR MORE   | 94 300         | 1 500                   | 1 100                    | 900                      | 2 200                    | 2 500                      | 3 800                      | 15 000                     | 16 600                     | 24 800                     | 25 900                 | 26500                    |
| MEDIAN  | 12.5           | 9.0                     | 9.3                      | 9.2                      | 10.8                     | 12.2                       | 12.3                       | 12.5                       | 12.8                       | 14.0                       | 16.1                   | ...                      |
| <b>YEAR HEAD MOVED INTO UNIT</b>  |                |                         |                          |                          |                          |                            |                            |                            |                            |                            |                        |                          |
| 1975 OR LATER   | 49 100         | 1 000                   | 500                      | 900                      | 1 600                    | 4 100                      | 2 800                      | 11 900                     | 12 600                     | 8 300                      | 5 600                  | 20700                    |
| MOVED IN WITHIN PAST 12 MONTHS  | 30 800         | -                       | 200                      | 300                      | 1 600                    | 2 400                      | 2 200                      | 8 200                      | 7 500                      | 4 700                      | 3 900                  | 20400                    |
| APRIL 1970 TO 1974  | 91 200         | 1 500                   | 1 400                    | 2 000                    | 5 400                    | 6 300                      | 9 800                      | 20 400                     | 18 700                     | 15 600                     | 10 100                 | 19700                    |
| 1965 TO MARCH 1970  | 69 200         | 2 200                   | 2 400                    | 3 400                    | 4 300                    | 4 300                      | 6 000                      | 11 500                     | 10 700                     | 12 400                     | 12 000                 | 20200                    |
| 1960 TO 1964  | 53 300         | 1 300                   | 1 600                    | 2 700                    | 3 800                    | 3 300                      | 3 100                      | 11 000                     | 6 900                      | 11 300                     | 8 400                  | 20000                    |
| 1950 TO 1959  | 96 800         | 6 600                   | 4 600                    | 7 100                    | 9 100                    | 5 800                      | 5 500                      | 19 300                     | 13 200                     | 15 100                     | 10 500                 | 17500                    |
| 1949 OR EARLIER   | 53 500         | 5 500                   | 9 300                    | 7 100                    | 7 100                    | 5 000                      | 4 400                      | 6 900                      | 3 100                      | 2 800                      | 2 200                  | 9000                     |
| <b>SPECIFIED OWNER OCCUPIED<sup>1</sup></b>                               | <b>372 900</b> | <b>16 000</b>           | <b>17 200</b>            | <b>20 300</b>            | <b>27 100</b>            | <b>26 200</b>              | <b>28 100</b>              | <b>72 300</b>              | <b>59 200</b>              | <b>61 600</b>              | <b>44 900</b>          | <b>18600</b>             |
| <b>VALUE</b>  |                |                         |                          |                          |                          |                            |                            |                            |                            |                            |                        |                          |
| LESS THAN \$10,000  | 18 100         | 3 100                   | 2 400                    | 3 400                    | 2 400                    | 1 900                      | 900                        | 1 900                      | 1 600                      | 500                        | -                      | 7300                     |
| \$10,000 TO \$19,999  | 44 500         | 2 500                   | 4 900                    | 4 700                    | 5 400                    | 5 900                      | 4 300                      | 9 600                      | 4 300                      | 2 400                      | 500                    | 12000                    |
| \$20,000 TO \$24,999  | 32 200         | 1 200                   | 1 900                    | 3 000                    | 4 700                    | 2 600                      | 2 700                      | 8 300                      | 3 300                      | 3 200                      | 1 300                  | 15000                    |
| \$25,000 TO \$29,999  | 31 400         | 3 100                   | 1 700                    | 1 900                    | 2 700                    | 3 000                      | 2 500                      | 8 200                      | 4 100                      | 2 400                      | 1 900                  | 15500                    |
| \$30,000 TO \$34,999  | 42 700         | 1 400                   | 1 100                    | 2 400                    | 2 500                    | 2 500                      | 5 800                      | 9 600                      | 6 400                      | 7 900                      | 3 200                  | 17900                    |
| \$35,000 TO \$39,999  | 38 300         | 1 200                   | 1 300                    | 2 000                    | 2 800                    | 3 500                      | 4 100                      | 7 200                      | 7 700                      | 6 400                      | 2 000                  | 18000                    |
| \$40,000 TO \$49,999  | 64 600         | 1 300                   | 2 200                    | 1 600                    | 3 000                    | 3 700                      | 3 900                      | 15 000                     | 12 400                     | 13 900                     | 7 800                  | 20700                    |
| \$50,000 TO \$59,999  | 41 000         | 1 100                   | 900                      | 800                      | 1 100                    | 1 900                      | 3 000                      | 6 100                      | 11 200                     | 10 000                     | 5 000                  | 22500                    |
| \$60,000 TO \$74,999  | 28 800         | 500                     | -                        | -                        | 700                      | 300                        | 500                        | 3 900                      | 5 200                      | 8 000                      | 9 700                  | 29100                    |
| \$75,000 OR MORE  | 31 200         | 600                     | 900                      | 800                      | 1 700                    | 800                        | 300                        | 2 500                      | 3 000                      | 7 000                      | 13 600                 | 32200                    |
| MEDIAN  | 37300          | 26900                   | 23600                    | 23600                    | 26800                    | 29400                      | 33000                      | 34300                      | 41700                      | 45800                      | 61400                  | ...                      |
| <b>VALUE-INCOME RATIO</b>   |                |                         |                          |                          |                          |                            |                            |                            |                            |                            |                        |                          |
| LESS THAN 1.5   | 106 000        | 300                     | 700                      | 2 700                    | 3 200                    | 5 000                      | 5 100                      | 20 300                     | 16 000                     | 24 600                     | 28 100                 | 24900                    |
| 1.5 TO 1.9  | 67 000         | 300                     | 1 100                    | 1 300                    | 1 700                    | 3 900                      | 3 500                      | 13 400                     | 14 400                     | 17 400                     | 9 800                  | 22900                    |
| 2.0 TO 2.4  | 59 200         | -                       | 1 100                    | 1 500                    | 4 000                    | 3 400                      | 5 500                      | 13 400                     | 15 100                     | 9 700                      | 5 600                  | 20200                    |
| 2.5 TO 2.9  | 42 300         | 700                     | 600                      | 1 300                    | 2 900                    | 3 000                      | 5 800                      | 13 100                     | 7 500                      | 6 000                      | 1 400                  | 17600                    |
| 3.0 TO 3.9  | 37 400         | 600                     | 1 600                    | 3 100                    | 4 300                    | 4 900                      | 5 900                      | 8 700                      | 4 200                      | 3 900                      | -                      | 14200                    |
| 4.0 OR MORE   | 60 100         | 13 000                  | 12 200                   | 10 400                   | 10 900                   | 6 100                      | 2 200                      | 3 300                      | 2 000                      | -                          | -                      | 5900                     |
| NOT COMPUTED  | 1 100          | 1 100                   | -                        | -                        | -                        | -                          | -                          | -                          | -                          | -                          | -                      | ...                      |
| <b>MORTGAGE STATUS</b>  |                |                         |                          |                          |                          |                            |                            |                            |                            |                            |                        |                          |
| MORTGAGE, DEED OF TRUST, OR LAND CONTRACT                                 | 223 800        | 3 300                   | 3 400                    | 5 200                    | 10 800                   | 14 200                     | 18 100                     | 48 800                     | 43 200                     | 45 800                     | 31 000                 | 20900                    |
| OWNED FREE AND CLEAR  | 149 100        | 12 700                  | 13 800                   | 15 100                   | 16 300                   | 12 000                     | 10 000                     | 23 500                     | 16 000                     | 15 800                     | 13 900                 | 13600                    |
| <b>REAL ESTATE TAXES LAST YEAR</b>  |                |                         |                          |                          |                          |                            |                            |                            |                            |                            |                        |                          |
| MEAN (PER \$1,000 VALUE)  | 16             | 17                      | 18                       | 19                       | 17                       | 18                         | 15                         | 16                         | 15                         | 14                         | 14                     | ...                      |
| <b>SELECTED MONTHLY HOUSING COSTS<sup>2</sup></b>                         |                |                         |                          |                          |                          |                            |                            |                            |                            |                            |                        |                          |
| <b>UNITS WITH A MORTGAGE</b>  |                |                         |                          |                          |                          |                            |                            |                            |                            |                            |                        |                          |
| LESS THAN \$100   | 223 800        | 3 300                   | 3 400                    | 5 200                    | 10 800                   | 14 200                     | 18 100                     | 48 800                     | 43 200                     | 45 800                     | 31 000                 | 20900                    |
| \$100 TO \$149  | 600            | -                       | -                        | -                        | 300                      | -                          | -                          | 200                        | 200                        | 200                        | 200                    | 16200                    |
| \$150 TO \$199  | 14 000         | 600                     | 500                      | 900                      | 1 100                    | 1 300                      | 1 300                      | 5 500                      | 2 100                      | 7 700                      | 2 700                  | 17500                    |
| \$200 TO \$249  | 43 400         | 600                     | 1 800                    | 2 000                    | 4 100                    | 3 600                      | 4 300                      | 10 500                     | 6 100                      | 7 800                      | 4 300                  | 19300                    |
| \$250 TO \$299  | 46 000         | 300                     | 800                      | 1 600                    | 2 600                    | 4 400                      | 5 400                      | 9 200                      | 8 600                      | 8 800                      | 3 900                  | 21100                    |
| \$300 TO \$399  | 32 000         | -                       | 200                      | 200                      | 1 200                    | 2 200                      | 3 000                      | 7 400                      | 8 100                      | 5 800                      | 3 300                  | 23200                    |
| \$400 TO \$499  | 42 100         | 600                     | -                        | 300                      | 200                      | 1 700                      | 2 300                      | 9 500                      | 9 900                      | 11 200                     | 6 300                  | 25200                    |
| \$500 TO \$599  | 26 300         | 500                     | -                        | 100                      | -                        | -                          | 300                        | 3 500                      | 5 100                      | 7 800                      | 8 900                  | 29500                    |
| \$600 OR MORE   | 19 400         | 600                     | 300                      | 200                      | 1 100                    | 900                        | 1 600                      | 2 900                      | 3 300                      | 3 700                      | 4 800                  | 23200                    |
| NOT REPORTED  | 247            | ...                     | ...                      | 188                      | 190                      | 219                        | 225                        | 236                        | 269                        | 281                        | 332                    | ...                      |
| MEDIAN  | 247            | ...                     | ...                      | 188                      | 190                      | 219                        | 225                        | 236                        | 269                        | 281                        | 332                    | ...                      |
| <b>UNITS OWNED FREE AND CLEAR</b>   |                |                         |                          |                          |                          |                            |                            |                            |                            |                            |                        |                          |
| LESS THAN \$50  | 149 100        | 12 700                  | 13 800                   | 15 100                   | 16 300                   | 12 000                     | 10 000                     | 23 500                     | 16 000                     | 15 800                     | 13 900                 | 13600                    |
| \$50 TO \$69  | 4 400          | 1 700                   | 1 100                    | 600                      | 700                      | 200                        | -                          | 200                        | 200                        | 300                        | -                      | 3900                     |
| \$70 TO \$89  | 16 800         | 3 000                   | 3 400                    | 3 500                    | 2 800                    | 1 700                      | 200                        | 400                        | 1 300                      | 2 300                      | 1 200                  | 6200                     |
| \$90 TO \$99  | 45 200         | 3 100                   | 4 400                    | 6 600                    | 6 500                    | 4 900                      | 4 400                      | 7 000                      | 4 800                      | 2 300                      | 1 200                  | 11000                    |
| \$100 TO \$149  | 50 500         | 3 000                   | 3 300                    | 3 000                    | 4 100                    | 4 300                      | 4 600                      | 11 200                     | 6 400                      | 7 100                      | 3 500                  | 16300                    |
| \$150 TO \$199  | 12 500         | 200                     | 300                      | 300                      | 300                      | 800                        | 300                        | 2 200                      | 1 600                      | 3 300                      | 3 200                  | 25800                    |
| \$200 TO \$299  | 5 500          | 200                     | 300                      | 300                      | 300                      | 200                        | 200                        | 1 300                      | 300                        | 500                        | 2 200                  | 23400                    |
| \$300 OR MORE   | 14 200         | 1 600                   | 1 100                    | 800                      | 1 600                    | 100                        | 300                        | 1 400                      | 1 500                      | 2 200                      | 3 700                  | 20900                    |
| NOT REPORTED  | 101            | 78                      | 83                       | 83                       | 87                       | 94                         | 103                        | 116                        | 108                        | 129                        | 154                    | ...                      |
| MEDIAN  | 101            | 78                      | 83                       | 83                       | 87                       | 94                         | 103                        | 116                        | 108                        | 129                        | 154                    | ...                      |
| <b>SELECTED MONTHLY HOUSING COSTS AS PERCENTAGE OF INCOME<sup>2</sup></b> |                |                         |                          |                          |                          |                            |                            |                            |                            |                            |                        |                          |
| <b>UNITS WITH A MORTGAGE</b>  |                |                         |                          |                          |                          |                            |                            |                            |                            |                            |                        |                          |
| LESS THAN 10 PERCENT  | 223 800        | 3 300                   | 3 400                    | 5 200                    | 10 800                   | 14 200                     | 18 100                     | 48 800                     | 43 200                     | 45 800                     | 31 000                 | 20900                    |
| 10 TO 14 PERCENT  | 39 000         | -                       | -                        | -                        | -                        | 200                        | 200                        | 3 300                      | 5 200                      | 15 600                     | 14 700                 | 31900                    |
| 15 TO 19 PERCENT  | 52 900         | -                       | -                        | -                        | 300                      | 800                        | 1 700                      | 13 600                     | 14 300                     | 13 600                     | 8 600                  | 23500                    |
| 20 TO 24 PERCENT  | 48 200         | -                       | -                        | -                        | 600                      | 3 100                      | 6 200                      | 13 600                     | 12 200                     | 9 500                      | 3 000                  | 20200                    |
| 25 TO 34 PERCENT  | 27 500         | -                       | -                        | 300                      | 2 700                    | 3 700                      | 5 100                      | 7 900                      | 5 500                      | 2 500                      | -                      | 16300                    |
| 35 PERCENT OR MORE  | 23 700         | -                       | -                        | 1 500                    | 3 800                    | 4 500                      | 3 400                      | 7 000                      | 2 300                      | 900                        | -                      | 13900                    |
| NOT COMPUTED  | 12 600         | 2 200                   | 3 100                    | 3 100                    | 2 200                    | 1 100                      | -                          | 500                        | 300                        | -                          | -                      | 5600                     |
| NOT REPORTED  | 500            | 500                     | -                        | -                        | -                        | -                          | -                          | -                          | -                          | -                          | -                      | ...                      |
| MEDIAN  | 19 400         | 600                     | 300                      | 200                      | 1 100                    | 900                        | 1 600                      | 2 900                      | 3 300                      | 3 700                      | 4 800                  | 23200                    |
| MEDIAN  | 16             | ...                     | ...                      | 35+                      | 28                       | 24                         | 20                         | 17                         | 15                         | 12                         | 10-                    | ...                      |

<sup>1</sup> LIMITED TO 1-FAMILY HOMES ON LESS THAN 10 ACRES AND NO BUSINESS ON PROPERTY.

<sup>2</sup> SUM OF PAYMENTS FOR REAL ESTATE TAXES, PROPERTY INSURANCE, UTILITIES, FUEL, WATER, GARBAGE AND TRASH COLLECTION, AND MORTGAGE AT TIME OF ENUMERATION.

TABLE A-1. INCOME OF FAMILIES AND PRIMARY INDIVIDUALS IN OWNER AND RENTER OCCUPIED HOUSING UNITS: 1976--CONTINUED  
 (DATA BASED ON SAMPLE, SEE TEXT. FOR MINIMUM BASE FOR DERIVED FIGURES (PERCENT, MEDIAN, ETC.) AND MEANING OF SYMBOLS, SEE TEXT)

| STANDARD METROPOLITAN STATISTICAL AREA<br>BALTIMORE, MD.<br>TOTAL | TOTAL   | LESS<br>THAN<br>\$3,000 | \$3,000<br>TO<br>\$4,999 | \$5,000<br>TO<br>\$6,999 | \$7,000<br>TO<br>\$9,999 | \$10,000<br>TO<br>\$12,499 | \$12,500<br>TO<br>\$14,999 | \$15,000<br>TO<br>\$19,999 | \$20,000<br>TO<br>\$24,999 | \$25,000<br>TO<br>\$34,999 | \$35,000<br>OR<br>MORE | MEDIAN<br>(DOL-<br>LARS) |
|---|---------|-------------------------|--------------------------|--------------------------|--------------------------|----------------------------|----------------------------|----------------------------|----------------------------|----------------------------|------------------------|--------------------------|
| <b>SPECIFIED OWNER OCCUPIED<sup>1</sup>--CONTINUED</b>            |         |                         |                          |                          |                          |                            |                            |                            |                            |                            |                        |                          |
| <b>UNITS OWNED FREE AND CLEAR.</b>                                |         |                         |                          |                          |                          |                            |                            |                            |                            |                            |                        |                          |
| LESS THAN 10 PERCENT.   | 149 100 | 12 700                  | 13 800                   | 15 100                   | 16 300                   | 12 000                     | 10 000                     | 23 500                     | 16 000                     | 15 800                     | 13 900                 | 13600                    |
| 10 TO 14 PERCENT.   | 68 700  | -                       | 200                      | 600                      | 2 700                    | 5 500                      | 5 700                      | 16 900                     | 13 600                     | 13 400                     | 10 200                 | 21000                    |
| 15 TO 19 PERCENT.   | 26 500  | 200                     | 800                      | 3 300                    | 7 600                    | 5 200                      | 3 800                      | 4 400                      | 900                        | 200                        | -                      | 10600                    |
| 20 TO 24 PERCENT.   | 13 900  | 300                     | 2 500                    | 6 000                    | 3 100                    | 1 100                      | -                          | 800                        | -                          | -                          | -                      | 6400                     |
| 25 TO 29 PERCENT.   | 6 600   | 800                     | 2 500                    | 2 500                    | 600                      | -                          | 200                        | -                          | -                          | -                          | -                      | 5000                     |
| 30 TO 34 PERCENT.   | 8 600   | 2 400                   | 4 000                    | 1 500                    | 600                      | -                          | -                          | -                          | -                          | -                          | -                      | 3900                     |
| 35 PERCENT OR MORE.   | 10 300  | 7 200                   | 2 700                    | 300                      | -                        | -                          | -                          | -                          | -                          | -                          | -                      | 3000-                    |
| NOT COMPUTED.   | 300     | 300                     | -                        | -                        | -                        | -                          | -                          | -                          | -                          | -                          | -                      | -                        |
| NOT REPORTED.   | 14 200  | 1 600                   | 1 100                    | 800                      | 1 600                    | 100                        | 300                        | 1 400                      | 1 500                      | 2 200                      | 3 700                  | 20900                    |
| MEDIAN.   | 10-     | 35+                     | 26                       | 18                       | 13                       | 10                         | 10-                        | 10-                        | 10-                        | 10-                        | 10-                    | ...                      |
| <b>OWNER OCCUPIED HOUSING UNITS.</b>                              |         |                         |                          |                          |                          |                            |                            |                            |                            |                            |                        |                          |
| <b>HEATING EQUIPMENT</b>  |         |                         |                          |                          |                          |                            |                            |                            |                            |                            |                        |                          |
| WARM-AIR FURNACE.   | 240 800 | 8 100                   | 8 600                    | 10 000                   | 15 500                   | 16 600                     | 17 800                     | 49 300                     | 43 700                     | 43 100                     | 28 200                 | 19400                    |
| HEAT PUMP.  | 800     | -                       | -                        | -                        | -                        | -                          | -                          | 200                        | 200                        | 500                        | -                      | -                        |
| STEAM OR HOT WATER.   | 142 700 | 8 000                   | 9 100                    | 10 800                   | 12 700                   | 10 100                     | 11 000                     | 26 100                     | 17 400                     | 19 400                     | 18 000                 | 16800                    |
| BUILT-IN ELECTRIC UNITS.  | 12 900  | 300                     | 500                      | 800                      | 1 100                    | 500                        | 1 200                      | 2 500                      | 2 500                      | 1 100                      | 2 500                  | 19200                    |
| FLOOR, WALL, OR PIPELESS FURNACE.                                 | 8 500   | 200                     | 500                      | 1 100                    | 900                      | 900                        | 1 100                      | 1 900                      | 900                        | 900                        | 200                    | 13800                    |
| OTHER MEANS.  | 7 600   | 1 500                   | 1 100                    | 600                      | 1 000                    | 800                        | 500                        | 900                        | 600                        | 500                        | -                      | 8900                     |
| NONE.   | -       | -                       | -                        | -                        | -                        | -                          | -                          | -                          | -                          | -                          | -                      | -                        |
| <b>SOURCE OF WATER</b>  |         |                         |                          |                          |                          |                            |                            |                            |                            |                            |                        |                          |
| PUBLIC SYSTEM OR PRIVATE COMPANY.                                 | 336 000 | 15 000                  | 15 300                   | 20 200                   | 27 200                   | 23 900                     | 25 500                     | 65 900                     | 53 000                     | 52 600                     | 37 500                 | 18100                    |
| INDIVIDUAL WELL.  | 75 100  | 2 900                   | 4 300                    | 3 100                    | 4 000                    | 4 700                      | 6 200                      | 14 500                     | 12 000                     | 12 800                     | 10 700                 | 19300                    |
| OTHER.  | 2 000   | 100                     | 200                      | -                        | -                        | 200                        | -                          | 500                        | 300                        | 200                        | 600                    | ...                      |
| <b>SEWAGE DISPOSAL</b>  |         |                         |                          |                          |                          |                            |                            |                            |                            |                            |                        |                          |
| PUBLIC SEWER.   | 312 900 | 13 500                  | 15 100                   | 19 400                   | 26 900                   | 22 400                     | 25 000                     | 62 200                     | 48 900                     | 47 100                     | 32 800                 | 17800                    |
| SEPTIC TANK OR CESSPOOL.  | 98 300  | 4 000                   | 4 000                    | 3 800                    | 4 300                    | 6 300                      | 6 700                      | 18 500                     | 15 900                     | 18 400                     | 16 400                 | 20500                    |
| OTHER.  | 1 900   | 600                     | 600                      | -                        | -                        | 100                        | -                          | 100                        | 500                        | -                          | -                      | ...                      |
| <b>SELECTED CHARACTERISTICS</b>                                   |         |                         |                          |                          |                          |                            |                            |                            |                            |                            |                        |                          |
| <b>WITH AIR CONDITIONING</b>                                      |         |                         |                          |                          |                          |                            |                            |                            |                            |                            |                        |                          |
| ROOM UNIT(S).   | 291 600 | 8 500                   | 9 100                    | 12 900                   | 19 700                   | 17 700                     | 22 200                     | 59 600                     | 49 100                     | 53 600                     | 39 200                 | 19700                    |
| CENTRAL SYSTEM.   | 182 700 | 6 500                   | 7 900                    | 11 300                   | 15 600                   | 13 600                     | 16 600                     | 39 400                     | 27 500                     | 26 400                     | 18 000                 | 17500                    |
| WITH BASEMENT.  | 108 800 | 2 100                   | 1 300                    | 1 600                    | 4 000                    | 4 000                      | 5 600                      | 20 100                     | 21 600                     | 27 200                     | 21 200                 | 23600                    |
| OWNED SECOND HOME.  | 344 200 | 15 200                  | 15 900                   | 20 800                   | 25 400                   | 23 900                     | 25 200                     | 66 400                     | 55 900                     | 55 400                     | 40 100                 | 18400                    |
| <b>AUTOMOBILES AVAILABLE:</b>                                     |         |                         |                          |                          |                          |                            |                            |                            |                            |                            |                        |                          |
| 1.  | 167 600 | 7 100                   | 10 800                   | 13 000                   | 20 300                   | 16 000                     | 19 000                     | 38 400                     | 19 700                     | 15 200                     | 8 000                  | 14700                    |
| 2.  | 152 900 | 1 300                   | 1 300                    | 1 400                    | 3 800                    | 7 900                      | 10 000                     | 32 900                     | 36 400                     | 36 000                     | 22 100                 | 22500                    |
| 3 OR MORE.  | 48 700  | 200                     | 200                      | 300                      | 500                      | 1 300                      | 1 100                      | 6 100                      | 7 600                      | 13 800                     | 17 800                 | 30300                    |
| <b>RENTER OCCUPIED HOUSING UNITS.</b>                             |         |                         |                          |                          |                          |                            |                            |                            |                            |                            |                        |                          |
| <b>UNITS IN STRUCTURE</b>   |         |                         |                          |                          |                          |                            |                            |                            |                            |                            |                        |                          |
| 1.  | 104 500 | 13 900                  | 11 000                   | 8 900                    | 16 800                   | 13 900                     | 9 200                      | 14 100                     | 9 000                      | 5 000                      | 2 800                  | 10300                    |
| 2 TO 4.   | 64 400  | 10 200                  | 10 300                   | 7 400                    | 11 400                   | 10 300                     | 4 200                      | 5 700                      | 3 200                      | 1 500                      | 200                    | 8100                     |
| 5 TO 19.  | 91 000  | 10 000                  | 6 200                    | 9 000                    | 16 600                   | 12 000                     | 6 700                      | 16 600                     | 7 600                      | 4 600                      | 1 700                  | 10800                    |
| 20 OR MORE.   | 17 300  | 3 400                   | 2 100                    | 1 600                    | 2 800                    | 1 600                      | 900                        | 1 600                      | 1 800                      | 1 300                      | 200                    | 8700                     |
| MOBILE HOME OR TRAILER.   | 1 300   | 200                     | -                        | 200                      | 500                      | 300                        | -                          | 200                        | -                          | -                          | -                      | ...                      |
| <b>YEAR STRUCTURE BUILT</b>                                       |         |                         |                          |                          |                          |                            |                            |                            |                            |                            |                        |                          |
| APRIL 1970 OR LATER.  | 38 300  | 2 500                   | 1 400                    | 3 600                    | 6 700                    | 5 400                      | 4 700                      | 7 000                      | 4 600                      | 2 000                      | 300                    | 12300                    |
| 1965 TO MARCH 1970.   | 35 900  | 2 100                   | 2 300                    | 2 200                    | 5 100                    | 5 300                      | 3 100                      | 7 500                      | 4 400                      | 3 500                      | 500                    | 13300                    |
| 1960 TO 1964.   | 22 500  | 1 700                   | 2 100                    | 2 200                    | 4 500                    | 3 300                      | 1 700                      | 3 300                      | 2 100                      | 1 100                      | 500                    | 10600                    |
| 1950 TO 1959.   | 25 200  | 3 500                   | 2 500                    | 3 300                    | 3 600                    | 2 900                      | 1 200                      | 4 700                      | 1 900                      | 1 100                      | 300                    | 9700                     |
| 1940 TO 1949.   | 26 000  | 3 900                   | 3 800                    | 3 100                    | 3 800                    | 4 200                      | 1 700                      | 2 900                      | 1 200                      | 800                        | 500                    | 8700                     |
| 1939 OR EARLIER.  | 130 600 | 23 900                  | 17 500                   | 12 600                   | 24 300                   | 17 100                     | 8 600                      | 12 700                     | 7 400                      | 3 800                      | 2 800                  | 8400                     |
| <b>COMPLETE BATHROOMS</b>   |         |                         |                          |                          |                          |                            |                            |                            |                            |                            |                        |                          |
| 1.  | 223 300 | 33 200                  | 25 800                   | 23 900                   | 40 600                   | 32 200                     | 17 200                     | 26 500                     | 14 200                     | 8 000                      | 1 600                  | 9100                     |
| 1 AND ONE-HALF.   | 25 600  | 1 100                   | 2 200                    | 1 400                    | 3 500                    | 3 900                      | 2 200                      | 6 000                      | 3 100                      | 1 700                      | 500                    | 13300                    |
| 2 OR MORE.  | 25 100  | 1 300                   | 1 100                    | 1 300                    | 3 300                    | 1 600                      | 1 500                      | 5 500                      | 4 200                      | 2 500                      | 2 800                  | 17200                    |
| ALSO USED BY ANOTHER HOUSEHOLD.                                   | 1 600   | 1 000                   | 100                      | 200                      | -                        | 300                        | -                          | -                          | -                          | -                          | -                      | -                        |
| NONE.   | 2 800   | 1 100                   | 300                      | 300                      | 600                      | 200                        | 100                        | 200                        | -                          | -                          | -                      | ...                      |
| <b>COMPLETE KITCHEN FACILITIES</b>                                |         |                         |                          |                          |                          |                            |                            |                            |                            |                            |                        |                          |
| FOR EXCLUSIVE USE OF HOUSEHOLD.                                   | 273 900 | 35 600                  | 29 300                   | 26 300                   | 47 100                   | 37 700                     | 21 100                     | 38 200                     | 21 500                     | 12 300                     | 4 800                  | 9900                     |
| ALSO USED BY ANOTHER HOUSEHOLD.                                   | 200     | -                       | -                        | -                        | -                        | 200                        | -                          | -                          | -                          | -                          | -                      | -                        |
| NO COMPLETE KITCHEN FACILITIES.                                   | 4 400   | 2 100                   | 300                      | 800                      | 1 000                    | 300                        | -                          | -                          | -                          | -                          | -                      | 4000                     |
| <b>ROOMS</b>  |         |                         |                          |                          |                          |                            |                            |                            |                            |                            |                        |                          |
| 1 AND 2 ROOMS.  | 14 700  | 4 500                   | 1 800                    | 1 100                    | 2 500                    | 2 500                      | 500                        | 4 900                      | 500                        | 200                        | 200                    | 6900                     |
| 3 ROOMS.  | 58 300  | 12 100                  | 7 400                    | 6 800                    | 10 400                   | 9 100                      | 3 900                      | 4 400                      | 2 700                      | 1 000                      | 500                    | 7800                     |
| 4 ROOMS.  | 83 300  | 10 900                  | 7 900                    | 9 000                    | 16 800                   | 11 100                     | 6 700                      | 11 200                     | 5 700                      | 3 900                      | 200                    | 9500                     |
| 5 ROOMS.  | 58 200  | 4 100                   | 5 400                    | 4 900                    | 8 600                    | 7 100                      | 4 600                      | 12 900                     | 6 500                      | 3 100                      | 900                    | 12100                    |
| 6 ROOMS.  | 44 000  | 4 700                   | 5 100                    | 3 900                    | 7 800                    | 5 800                      | 3 600                      | 5 500                      | 4 300                      | 2 200                      | 1 000                  | 10200                    |
| 7 ROOMS OR MORE.  | 20 000  | 1 300                   | 2 000                    | 1 300                    | 1 900                    | 2 500                      | 1 800                      | 3 300                      | 1 800                      | 1 900                      | 2 100                  | 13800                    |
| MEDIAN.   | 4.3     | 3.7                     | 4.2                      | 4.1                      | 4.2                      | 4.2                        | 4.4                        | 4.7                        | 4.8                        | 4.8                        | 6.2                    | ...                      |
| <b>BEDROOMS</b>   |         |                         |                          |                          |                          |                            |                            |                            |                            |                            |                        |                          |
| NONE.   | 6 100   | 2 600                   | 500                      | 500                      | 1 100                    | 1 000                      | 200                        | 200                        | -                          | -                          | 200                    | 5000                     |
| 1.  | 85 300  | 15 200                  | 10 200                   | 9 300                    | 14 800                   | 13 000                     | 5 900                      | 8 700                      | 5 000                      | 2 500                      | 600                    | 8600                     |
| 2.  | 112 100 | 13 100                  | 9 900                    | 10 400                   | 20 900                   | 15 000                     | 8 600                      | 18 500                     | 8 300                      | 6 300                      | 1 100                  | 10300                    |
| 3 OR MORE.  | 75 000  | 6 800                   | 9 100                    | 6 800                    | 11 300                   | 9 200                      | 6 400                      | 10 800                     | 8 200                      | 3 400                      | 2 900                  | 10900                    |

<sup>1</sup>LIMITED TO 1-FAMILY HOMES ON LESS THAN 10 ACRES AND NO BUSINESS ON PROPERTY.

TABLE A-1. INCOME OF FAMILIES AND PRIMARY INDIVIDUALS IN OWNER AND RENTER OCCUPIED HOUSING UNITS: 1976--CONTINUED  
(DATA BASED ON SAMPLE. SEE TEXT. FOR MINIMUM BASE FOR DERIVED FIGURES (PERCENT, MEDIAN, ETC.) AND MEANING OF SYMBOLS, SEE TEXT)

| STANDARD METROPOLITAN STATISTICAL AREA<br>BALTIMORE, MD.<br>TOTAL | TOTAL   | LESS<br>THAN<br>\$3,000 | \$3,000<br>TO<br>\$4,999 | \$5,000<br>TO<br>\$6,999 | \$7,000<br>TO<br>\$9,999 | \$10,000<br>TO<br>\$12,499 | \$12,500<br>TO<br>\$14,999 | \$15,000<br>TO<br>\$19,999 | \$20,000<br>TO<br>\$24,999 | \$25,000<br>TO<br>\$34,999 | \$35,000<br>OR<br>MORE | MEDIAN<br>(DOL-<br>LARS) |
|---|---------|-------------------------|--------------------------|--------------------------|--------------------------|----------------------------|----------------------------|----------------------------|----------------------------|----------------------------|------------------------|--------------------------|
| RENTER OCCUPIED HOUSING UNITS--CONTINUED                          |         |                         |                          |                          |                          |                            |                            |                            |                            |                            |                        |                          |
| PERSONS   |         |                         |                          |                          |                          |                            |                            |                            |                            |                            |                        |                          |
| 1 PERSON.   | 83 100  | 19 700                  | 10 600                   | 9 500                    | 14 400                   | 12 300                     | 4 500                      | 6 900                      | 2 300                      | 2 100                      | 800                    | 7400                     |
| 2 PERSONS   | 85 000  | 9 400                   | 6 800                    | 6 300                    | 16 400                   | 10 000                     | 6 700                      | 14 300                     | 8 300                      | 5 400                      | 1 300                  | 10900                    |
| 3 PERSONS   | 48 200  | 4 100                   | 4 000                    | 5 200                    | 6 100                    | 7 000                      | 4 100                      | 8 700                      | 4 600                      | 3 200                      | 1 200                  | 11700                    |
| 4 PERSONS   | 31 200  | 2 900                   | 3 800                    | 1 700                    | 5 700                    | 4 700                      | 2 500                      | 4 700                      | 3 500                      | 1 200                      | 500                    | 10800                    |
| 5 PERSONS   | 15 400  | 800                     | 1 900                    | 2 000                    | 2 200                    | 1 800                      | 2 300                      | 1 200                      | 2 000                      | 500                        | 500                    | 10900                    |
| 6 PERSONS OR MORE   | 15 600  | 800                     | 2 600                    | 2 300                    | 3 100                    | 2 300                      | 900                        | 2 300                      | 800                        | -                          | 400                    | 9000                     |
| MEDIAN  | 2.2     | 1.5-                    | 2.1                      | 2.1                      | 2.1                      | 2.2                        | 2.4                        | 2.3                        | 2.5                        | 2.3                        | -                      | ...                      |
| UNITS WITH SUBFAMILIES.   | 3 400   | -                       | 200                      | 300                      | 600                      | 500                        | 300                        | 100                        | 900                        | 300                        | 200                    | ...                      |
| UNITS WITH NONRELATIVES   | 21 700  | 3 100                   | 2 700                    | 2 800                    | 5 000                    | 3 000                      | 2 600                      | 1 700                      | 300                        | 500                        | -                      | 8400                     |
| PLUMBING FACILITIES BY PERSONS PER ROOM                           |         |                         |                          |                          |                          |                            |                            |                            |                            |                            |                        |                          |
| WITH ALL PLUMBING FACILITIES.                                     | 275 000 | 35 900                  | 29 400                   | 26 600                   | 47 700                   | 37 900                     | 20 900                     | 38 000                     | 21 500                     | 12 300                     | 4 800                  | 9900                     |
| 1.00 OR LESS.   | 261 900 | 34 300                  | 26 800                   | 24 500                   | 45 000                   | 36 500                     | 19 800                     | 36 600                     | 21 200                     | 12 300                     | 4 800                  | 10000                    |
| 1.01 TO 1.50.   | 11 900  | 1 500                   | 2 500                    | 1 600                    | 2 400                    | 1 400                      | 900                        | 1 200                      | 300                        | -                          | -                      | 7400                     |
| 1.51 OR MORE.   | 1 300   | 200                     | -                        | 500                      | 300                      | -                          | 200                        | 200                        | -                          | -                          | -                      | ...                      |
| LACKING SOME OR ALL PLUMBING FACILITIES                           | 3 400   | 1 800                   | 300                      | 500                      | 300                      | 300                        | 100                        | 200                        | -                          | -                          | -                      | ...                      |
| 1.00 OR LESS.   | 3 100   | 1 800                   | 300                      | 500                      | 200                      | 300                        | -                          | 200                        | -                          | -                          | -                      | ...                      |
| 1.01 TO 1.50.   | 200     | -                       | -                        | -                        | 200                      | -                          | -                          | -                          | -                          | -                          | -                      | ...                      |
| 1.51 OR MORE.   | 100     | -                       | -                        | -                        | -                        | -                          | 100                        | -                          | -                          | -                          | -                      | ...                      |
| HOUSEHOLD COMPOSITION BY AGE OF HEAD                              |         |                         |                          |                          |                          |                            |                            |                            |                            |                            |                        |                          |
| 2-OR-MORE-PERSON HOUSEHOLDS                                       | 195 400 | 18 000                  | 19 000                   | 17 600                   | 33 600                   | 25 900                     | 16 500                     | 31 200                     | 19 300                     | 10 200                     | 4 000                  | 10900                    |
| MALE HEAD, WIFE PRESENT, NO NONRELATIVES.                         | 116 900 | 2 800                   | 5 600                    | 6 700                    | 19 200                   | 17 100                     | 11 100                     | 24 500                     | 17 800                     | 8 400                      | 3 700                  | 14100                    |
| UNDER 25 YEARS.   | 17 500  | 600                     | 600                      | 900                      | 5 400                    | 3 700                      | 900                        | 3 500                      | 1 400                      | 500                        | -                      | 10800                    |
| 25 TO 29 YEARS.   | 24 800  | -                       | 500                      | 1 000                    | 3 500                    | 4 500                      | 3 400                      | 5 400                      | 3 500                      | 2 600                      | 500                    | 14700                    |
| 30 TO 34 YEARS.   | 16 600  | 200                     | 500                      | 800                      | 1 300                    | 2 300                      | 1 400                      | 4 600                      | 4 000                      | 1 300                      | 300                    | 17000                    |
| 35 TO 44 YEARS.   | 19 000  | 200                     | 1 600                    | 800                      | 2 200                    | 2 200                      | 2 400                      | 4 900                      | 2 700                      | 1 300                      | 900                    | 15200                    |
| 45 TO 64 YEARS.   | 27 700  | 1 300                   | 900                      | 1 300                    | 4 400                    | 3 700                      | 1 700                      | 5 500                      | 5 100                      | 1 900                      | 1 900                  | 15500                    |
| 65 YEARS AND OVER   | 11 400  | 600                     | 1 600                    | 2 000                    | 2 400                    | 600                        | 1 300                      | 800                        | 1 100                      | 800                        | 200                    | 8500                     |
| OTHER MALE HEAD   | 18 800  | 1 500                   | 2 100                    | 1 700                    | 4 600                    | 3 100                      | 1 700                      | 1 700                      | 900                        | 1 300                      | 200                    | 9700                     |
| UNDER 65 YEARS.   | 17 000  | 1 100                   | 1 900                    | 1 400                    | 4 200                    | 3 100                      | 1 400                      | 1 600                      | 900                        | 1 100                      | 200                    | 9900                     |
| 65 YEARS AND OVER   | 1 700   | 300                     | 300                      | 300                      | 300                      | -                          | 300                        | 200                        | 200                        | -                          | -                      | ...                      |
| FEMALE HEAD   | 59 600  | 13 700                  | 11 300                   | 9 100                    | 9 900                    | 5 600                      | 3 800                      | 5 000                      | 500                        | 600                        | 200                    | 6100                     |
| UNDER 65 YEARS.   | 54 400  | 12 900                  | 10 500                   | 8 100                    | 9 300                    | 4 700                      | 3 600                      | 4 200                      | 300                        | 600                        | 200                    | 5900                     |
| 65 YEARS AND OVER   | 5 200   | 800                     | 800                      | 1 000                    | 600                      | 900                        | 200                        | 800                        | 200                        | -                          | -                      | 7200                     |
| 1-PERSON HOUSEHOLDS   | 83 100  | 19 700                  | 10 600                   | 9 500                    | 14 400                   | 12 300                     | 4 500                      | 6 900                      | 2 300                      | 2 100                      | 800                    | 7400                     |
| UNDER 65 YEARS.   | 61 000  | 10 300                  | 6 200                    | 6 300                    | 12 500                   | 11 400                     | 4 100                      | 6 400                      | 1 800                      | 1 400                      | 600                    | 8900                     |
| 65 YEARS AND OVER   | 22 100  | 9 400                   | 4 500                    | 3 200                    | 1 900                    | 900                        | 500                        | 500                        | 500                        | 600                        | 200                    | 3700                     |
| OWN CHILDREN UNDER 18 YEARS OLD BY AGE GROUP                      |         |                         |                          |                          |                          |                            |                            |                            |                            |                            |                        |                          |
| NO OWN CHILDREN UNDER 18 YEARS.                                   | 180 100 | 25 800                  | 19 000                   | 17 700                   | 31 800                   | 23 100                     | 12 800                     | 23 700                     | 13 100                     | 9 900                      | 3 100                  | 9600                     |
| WITH OWN CHILDREN UNDER 18 YEARS.                                 | 98 400  | 11 900                  | 10 600                   | 9 300                    | 16 200                   | 15 100                     | 8 300                      | 14 500                     | 8 400                      | 2 400                      | 1 700                  | 10200                    |
| UNDER 6 YEARS ONLY.   | 29 500  | 3 300                   | 1 800                    | 2 400                    | 6 000                    | 5 700                      | 2 600                      | 3 600                      | 2 500                      | 1 100                      | 500                    | 10600                    |
| 1   | 21 700  | 2 700                   | 1 400                    | 1 900                    | 3 600                    | 4 200                      | 1 900                      | 2 700                      | 2 100                      | 1 000                      | 300                    | 10800                    |
| 2   | 6 900   | 500                     | 300                      | 300                      | 2 000                    | 1 500                      | 600                        | 900                        | 300                        | 200                        | 200                    | 10500                    |
| 3 OR MORE   | 1 000   | 200                     | 200                      | 200                      | 300                      | -                          | 200                        | -                          | -                          | -                          | -                      | ...                      |
| 6 TO 17 YEARS ONLY.   | 51 500  | 6 400                   | 6 300                    | 4 300                    | 7 400                    | 6 700                      | 4 100                      | 8 700                      | 5 200                      | 1 200                      | 1 200                  | 10500                    |
| 1   | 22 200  | 3 400                   | 1 900                    | 1 600                    | 2 800                    | 3 100                      | 1 400                      | 4 700                      | 2 000                      | 600                        | 600                    | 11100                    |
| 2   | 15 000  | 1 400                   | 1 900                    | 1 800                    | 2 200                    | 1 300                      | 1 600                      | 2 400                      | 1 900                      | 500                        | 100                    | 10400                    |
| 3 OR MORE   | 14 200  | 1 600                   | 2 400                    | 900                      | 2 400                    | 2 300                      | 1 100                      | 1 600                      | 1 300                      | 200                        | 400                    | 9700                     |
| BOTH AGE GROUPS   | 17 400  | 2 200                   | 2 500                    | 2 700                    | 2 900                    | 2 600                      | 1 600                      | 2 200                      | 800                        | -                          | -                      | 8300                     |
| 2   | 8 600   | 1 400                   | 1 100                    | 1 300                    | 1 100                    | 1 500                      | 600                        | 1 100                      | 500                        | -                          | -                      | 8300                     |
| 3 OR MORE   | 8 800   | 800                     | 1 400                    | 1 400                    | 1 800                    | 1 100                      | 900                        | 1 100                      | 300                        | -                          | -                      | 8300                     |
| YEARS OF SCHOOL COMPLETED BY HEAD                                 |         |                         |                          |                          |                          |                            |                            |                            |                            |                            |                        |                          |
| NO SCHOOL YEARS COMPLETED   | 1 900   | 500                     | 600                      | 200                      | 200                      | 200                        | 200                        | 100                        | -                          | -                          | -                      | ...                      |
| ELEMENTARY:   |         |                         |                          |                          |                          |                            |                            |                            |                            |                            |                        |                          |
| LESS THAN 8 YEARS   | 35 400  | 11 500                  | 6 700                    | 4 400                    | 4 400                    | 3 400                      | 2 000                      | 1 100                      | 1 500                      | 200                        | 200                    | 4900                     |
| 8 YEARS   | 17 800  | 4 100                   | 1 900                    | 2 500                    | 3 500                    | 2 500                      | 500                        | 1 600                      | 1 000                      | 200                        | 200                    | 7400                     |
| HIGH SCHOOL:  |         |                         |                          |                          |                          |                            |                            |                            |                            |                            |                        |                          |
| 1 TO 3 YEARS.   | 58 600  | 9 600                   | 9 000                    | 7 100                    | 10 300                   | 6 500                      | 5 300                      | 6 800                      | 2 800                      | 800                        | 200                    | 8000                     |
| 4 YEARS   | 86 000  | 7 600                   | 7 000                    | 8 100                    | 17 800                   | 14 700                     | 6 300                      | 12 700                     | 7 400                      | 3 200                      | 1 200                  | 10400                    |
| COLLEGE:  |         |                         |                          |                          |                          |                            |                            |                            |                            |                            |                        |                          |
| 1 TO 3 YEARS.   | 36 000  | 2 700                   | 2 700                    | 2 100                    | 6 200                    | 4 700                      | 3 500                      | 7 000                      | 4 300                      | 2 400                      | 500                    | 12300                    |
| 4 YEARS OR MORE   | 42 900  | 1 800                   | 1 700                    | 2 700                    | 5 700                    | 6 200                      | 3 400                      | 8 700                      | 4 400                      | 5 700                      | 2 600                  | 15000                    |
| MEDIAN  | 12.3    | 9.8                     | 10.7                     | 11.7                     | 12.3                     | 12.4                       | 12.4                       | 12.7                       | 12.7                       | 15.4                       | 16.3                   | ...                      |
| YEAR HEAD MOVED INTO UNIT   |         |                         |                          |                          |                          |                            |                            |                            |                            |                            |                        |                          |
| 1975 OR LATER   | 116 300 | 13 500                  | 8 700                    | 10 500                   | 22 200                   | 17 600                     | 9 000                      | 16 000                     | 9 800                      | 6 800                      | 2 200                  | 10500                    |
| MOVED IN WITHIN PAST 12 MONTHS.                                   | 82 500  | 9 900                   | 7 000                    | 7 200                    | 16 400                   | 12 300                     | 6 500                      | 11 900                     | 6 300                      | 4 000                      | 1 100                  | 10200                    |
| APRIL 1970 TO 1974.   | 91 500  | 10 400                  | 11 200                   | 9 500                    | 15 200                   | 12 400                     | 7 100                      | 14 000                     | 7 200                      | 3 000                      | 1 500                  | 9900                     |
| 1965 TO MARCH 1970.   | 43 100  | 8 700                   | 5 200                    | 3 900                    | 5 600                    | 5 000                      | 3 100                      | 6 700                      | 3 000                      | 1 400                      | 500                    | 9600                     |
| 1960 TO 1964.   | 14 600  | 2 200                   | 2 600                    | 1 700                    | 2 800                    | 2 200                      | 900                        | 600                        | 800                        | 500                        | 100                    | 7800                     |
| 1950 TO 1959.   | 9 900   | 2 500                   | 1 600                    | 900                      | 1 000                    | 800                        | 800                        | 600                        | 600                        | 500                        | 500                    | 6700                     |
| 1949 OR EARLIER   | 3 100   | 300                     | 300                      | 500                      | 1 300                    | 200                        | 100                        | 100                        | 200                        | 200                        | -                      | ...                      |
| GROSS RENT <sup>1</sup>   |         |                         |                          |                          |                          |                            |                            |                            |                            |                            |                        |                          |
| SPECIFIED RENTER OCCUPIED <sup>1</sup>                            | 276 000 | 37 700                  | 29 400                   | 26 900                   | 47 600                   | 38 000                     | 20 800                     | 38 000                     | 20 800                     | 12 300                     | 4 700                  | 9800                     |
| LESS THAN \$70  | 12 500  | 6 800                   | 3 000                    | 1 000                    | 500                      | 500                        | 200                        | 300                        | -                          | 300                        | -                      | 3000-                    |
| \$70 TO \$99.   | 13 900  | 5 100                   | 3 200                    | 900                      | 2 200                    | 1 600                      | 300                        | 200                        | 200                        | 200                        | 200                    | 4200                     |
| \$100 TO \$124.   | 28 600  | 8 800                   | 4 900                    | 3 000                    | 4 800                    | 3 800                      | 500                        | 2 000                      | 500                        | -                          | 300                    | 5400                     |
| \$125 TO \$149.   | 30 800  | 5 400                   | 4 100                    | 4 600                    | 6 000                    | 4 200                      | 2 100                      | 2 500                      | 1 400                      | 200                        | 300                    | 7600                     |
| \$150 TO \$174.   | 38 600  | 3 600                   | 4 200                    | 5 100                    | 11 100                   | 5 900                      | 3 000                      | 3 300                      | 1 500                      | 900                        | -                      | 8700                     |
| \$175 TO \$199.   | 39 300  | 3 200                   | 3 500                    | 4 100                    | 6 900                    | 7 600                      | 4 200                      | 5 800                      | 2 500                      | 1 400                      | -                      | 10600                    |
| \$200 TO \$249.   | 65 400  | 3 000                   | 3 800                    | 6 000                    | 11 200                   | 9 700                      | 6 400                      | 13 800                     | 6 900                      | 3 800                      | 800                    | 12200                    |
| \$250 TO \$299.   | 23 500  | 600                     | 1 200                    | 600                      | 1 600                    | 2 900                      | 300                        | 6 100                      | 4 300                      | 2 000                      | 900                    | 16300                    |
| \$300 TO \$349.   | 9 900   | 200                     | 700                      | 500                      | 1 200                    | 500                        | 300                        | 2 300                      | 2 100                      | 1 800                      | 300                    | 18500                    |
| \$350 OR MORE.  | 6 600   | 200                     | 300                      | 200                      | 500                      | 500                        | 200                        | 500                        | 1 100                      | 1 600                      | 1 700                  | 24800                    |
| NO CASH RENT.   | 6 900   | 800                     | 500                      | 900                      | 1 600                    | 800                        | 600                        | 1 200                      | 300                        | 200                        | 200                    | 9500                     |
| MEDIAN  | 181     | 118                     | 145                      | 167                      | 171                      | 183                        | 198                        | 215                        | 230                        | 240                        | 285                    | ...                      |

<sup>1</sup> EXCLUDES 1-FAMILY HOMES ON 10 ACRES OR MORE.

TABLE A-1. INCOME OF FAMILIES AND PRIMARY INDIVIDUALS IN OWNER AND RENTER OCCUPIED HOUSING UNITS: 1976--CONTINUED  
(DATA BASED ON SAMPLE, SEE TEXT. FOR MINIMUM BASE FOR DERIVED FIGURES (PERCENT, MEDIAN, ETC.) AND MEANING OF SYMBOLS, SEE TEXT)

| STANDARD METROPOLITAN STATISTICAL AREA<br>BALTIMORE, MD.<br>TOTAL     | TOTAL   | LESS<br>THAN<br>\$3,000 | \$3,000<br>TO<br>\$4,999 | \$5,000<br>TO<br>\$6,999 | \$7,000<br>TO<br>\$9,999 | \$10,000<br>TO<br>\$12,499 | \$12,500<br>TO<br>\$14,999 | \$15,000<br>TO<br>\$19,999 | \$20,000<br>TO<br>\$24,999 | \$25,000<br>TO<br>\$34,999 | \$35,000<br>OR<br>MORE | MEDIAN<br>(DOL-<br>LARS) |
|---|---------|-------------------------|--------------------------|--------------------------|--------------------------|----------------------------|----------------------------|----------------------------|----------------------------|----------------------------|------------------------|--------------------------|
| <b>GROSS RENT AS PERCENTAGE OF INCOME</b>                             |         |                         |                          |                          |                          |                            |                            |                            |                            |                            |                        |                          |
| <b>SPECIFIED RENTER OCCUPIED<sup>1</sup></b>                          |         |                         |                          |                          |                          |                            |                            |                            |                            |                            |                        |                          |
| LESS THAN 10 PERCENT . . . . .  | 276 000 | 37 700                  | 29 400                   | 26 900                   | 47 600                   | 38 000                     | 20 800                     | 38 000                     | 20 800                     | 12 300                     | 4 700                  | 9800                     |
| 10 TO 14 PERCENT . . . . .  | 15 300  | -                       | -                        | 600                      | 600                      | 900                        | 500                        | 2 800                      | 3 500                      | 3 500                      | 2 800                  | 23100                    |
| 15 TO 19 PERCENT . . . . .  | 45 300  | -                       | 300                      | 500                      | 2 700                    | 5 300                      | 3 900                      | 13 300                     | 11 300                     | 6 600                      | 1 200                  | 18700                    |
| 20 TO 24 PERCENT . . . . .  | 50 100  | 900                     | 900                      | 900                      | 6 500                    | 11 900                     | 8 000                      | 15 400                     | 4 400                      | 1 300                      | -                      | 13700                    |
| 25 TO 34 PERCENT . . . . .  | 44 300  | 3 600                   | 3 600                    | 2 000                    | 11 900                   | 11 100                     | 5 600                      | 4 400                      | 1 100                      | 500                        | 400                    | 8200                     |
| 35 PERCENT OR MORE . . . . .  | 45 300  | 1 600                   | 3 700                    | 10 000                   | 19 300                   | 7 500                      | 2 000                      | 800                        | 200                        | 300                        | -                      | 3400                     |
| NOT COMPUTED . . . . .  | 67 500  | 29 500                  | 20 300                   | 11 900                   | 5 000                    | 500                        | 200                        | 200                        | -                          | -                          | -                      | 8300                     |
| MEDIAN . . . . .  | 8 200   | 2 100                   | 500                      | 900                      | 1 600                    | 800                        | 600                        | 1 200                      | 300                        | 200                        | 200                    | ...                      |
|   | 23      | 35+                     | 35+                      | 34                       | 26                       | 20                         | 19                         | 16                         | 13                         | 12                         | 10-                    | ...                      |
| <b>HEATING EQUIPMENT</b>  |         |                         |                          |                          |                          |                            |                            |                            |                            |                            |                        |                          |
| WARM-AIR FURNACE . . . . .  | 156 100 | 18 300                  | 10 600                   | 15 000                   | 24 900                   | 21 700                     | 13 100                     | 26 500                     | 14 800                     | 8 500                      | 2 500                  | 11100                    |
| HEAT PUMP . . . . .   | 200     | -                       | -                        | 200                      | -                        | -                          | -                          | -                          | -                          | -                          | -                      | -                        |
| STEAM OR HOT WATER . . . . .  | 101 800 | 15 100                  | 16 000                   | 9 600                    | 18 900                   | 14 000                     | 6 500                      | 10 500                     | 5 200                      | 3 500                      | 2 300                  | 8600                     |
| BUILT-IN ELECTRIC UNITS<br>FLOOR, WALL, OR PIPELESS FURNACE . . . . . | 5 000   | 600                     | 1 100                    | 200                      | 1 600                    | 500                        | 300                        | 200                        | 500                        | 200                        | -                      | 8200                     |
| OTHER MEANS . . . . .   | 3 800   | 200                     | 300                      | 300                      | 900                      | 400                        | 500                        | 500                        | 600                        | 100                        | -                      | 11200                    |
| NONE . . . . .  | 11 300  | 3 300                   | 1 400                    | 1 900                    | 1 700                    | 1 500                      | 600                        | 500                        | 500                        | -                          | -                      | 6000                     |
|   | 300     | 200                     | 200                      | -                        | -                        | -                          | -                          | -                          | -                          | -                          | -                      | ...                      |
| <b>SOURCE OF WATER</b>  |         |                         |                          |                          |                          |                            |                            |                            |                            |                            |                        |                          |
| PUBLIC SYSTEM OR PRIVATE COMPANY . . . . .                            | 262 800 | 36 500                  | 28 600                   | 26 200                   | 44 800                   | 35 300                     | 19 800                     | 36 100                     | 19 700                     | 11 400                     | 4 500                  | 9700                     |
| INDIVIDUAL WELL . . . . .   | 15 100  | 1 100                   | 1 100                    | 700                      | 3 300                    | 2 900                      | 1 100                      | 2 000                      | 1 700                      | 900                        | 300                    | 11200                    |
| OTHER . . . . .   | 600     | 200                     | -                        | 200                      | -                        | -                          | 100                        | -                          | 200                        | -                          | -                      | ...                      |
| <b>SEWAGE DISPOSAL</b>  |         |                         |                          |                          |                          |                            |                            |                            |                            |                            |                        |                          |
| PUBLIC SEWER . . . . .  | 258 800 | 36 300                  | 28 400                   | 26 300                   | 44 500                   | 35 100                     | 19 800                     | 34 900                     | 19 000                     | 11 100                     | 3 500                  | 9600                     |
| SEPTIC TANK OR CESSPOOL . . . . .                                     | 18 300  | 1 100                   | 1 100                    | 500                      | 3 300                    | 3 100                      | 1 100                      | 3 100                      | 2 600                      | 1 200                      | 1 300                  | 13000                    |
| OTHER . . . . .   | 1 400   | 300                     | 200                      | 300                      | -                        | -                          | 100                        | 200                        | -                          | -                          | -                      | ...                      |
| <b>SELECTED CHARACTERISTICS</b>                                       |         |                         |                          |                          |                          |                            |                            |                            |                            |                            |                        |                          |
| WITH AIR CONDITIONING . . . . .                                       | 167 900 | 12 900                  | 12 900                   | 14 600                   | 27 800                   | 22 600                     | 14 800                     | 30 600                     | 16 500                     | 11 000                     | 4 200                  | 11700                    |
| ROOM UNIT(S) . . . . .  | 72 700  | 6 700                   | 7 700                    | 6 900                    | 12 200                   | 9 100                      | 6 500                      | 12 300                     | 5 100                      | 3 800                      | 2 300                  | 10800                    |
| CENTRAL SYSTEM . . . . .  | 95 200  | 6 200                   | 5 200                    | 7 600                    | 15 600                   | 13 500                     | 8 300                      | 18 300                     | 11 400                     | 7 200                      | 1 900                  | 12400                    |
| 4 FLOORS OR MORE . . . . .  | 17 700  | 3 500                   | 2 600                    | 1 800                    | 2 600                    | 1 600                      | 800                        | 2 300                      | 1 100                      | 1 000                      | 300                    | 8000                     |
| WITH ELEVATOR . . . . .   | 13 900  | 3 200                   | 1 800                    | 1 300                    | 2 000                    | 1 500                      | 500                        | 1 300                      | 1 100                      | 1 000                      | 200                    | 7900                     |
| OWNED SECOND HOME . . . . .   | 5 400   | 800                     | 200                      | 300                      | 300                      | 300                        | 500                        | 1 100                      | 500                        | 600                        | 800                    | 16400                    |
| AUTOMOBILES AVAILABLE:  |         |                         |                          |                          |                          |                            |                            |                            |                            |                            |                        |                          |
| 1 . . . . .   | 126 500 | 4 100                   | 7 600                    | 14 100                   | 28 500                   | 23 700                     | 12 200                     | 21 100                     | 8 600                      | 5 100                      | 1 600                  | 10900                    |
| 2 . . . . .   | 46 900  | 800                     | 1 400                    | 1 600                    | 3 600                    | 5 100                      | 4 000                      | 12 400                     | 9 900                      | 6 100                      | 2 000                  | 17800                    |
| 3 OR MORE . . . . .   | 7 100   | 200                     | -                        | -                        | 900                      | 800                        | 800                        | 1 200                      | 1 400                      | 600                        | 1 200                  | 18800                    |
| UNITS IN PUBLIC HOUSING PROJECT . . . . .                             | 28 800  | 9 100                   | 5 900                    | 3 000                    | 4 300                    | 2 300                      | 2 400                      | 1 200                      | 600                        | -                          | -                      | 4800                     |
| PRIVATE UNITS WITH GOVERNMENT RENT SUBSIDY . . . . .                  | 6 700   | 800                     | 900                      | 1 600                    | 1 900                    | 500                        | 500                        | 200                        | 500                        | -                          | -                      | 7100                     |

<sup>1</sup>EXCLUDES 1-FAMILY HOMES ON 10 ACRES OR MORE.

TABLE A-2. VALUE OF OWNER OCCUPIED HOUSING UNITS: 1976

(DATA BASED ON SAMPLE; SEE TEXT. FOR MINIMUM BASE FOR DERIVED FIGURES (PERCENT, MEDIAN, ETC.) AND MEANING OF SYMBOLS, SEE TEXT)

| STANDARD METROPOLITAN STATISTICAL AREA<br>BALTIMORE, MD.<br>TOTAL | TOTAL   | LESS<br>THAN<br>\$10,000 | \$10,000<br>TO<br>\$19,999 | \$20,000<br>TO<br>\$24,999 | \$25,000<br>TO<br>\$29,999 | \$30,000<br>TO<br>\$34,999 | \$35,000<br>TO<br>\$39,999 | \$40,000<br>TO<br>\$49,999 | \$50,000<br>TO<br>\$59,999 | \$60,000<br>TO<br>\$74,999 | \$75,000<br>OR<br>MORE | MEDIAN<br>(DOL-<br>LARS) |
|---|---------|--------------------------|----------------------------|----------------------------|----------------------------|----------------------------|----------------------------|----------------------------|----------------------------|----------------------------|------------------------|--------------------------|
| <b>SPECIFIED OWNER OCCUPIED<sup>1</sup></b>                       | 372 900 | 18 100                   | 44 500                     | 32 200                     | 31 400                     | 42 700                     | 38 300                     | 64 600                     | 41 000                     | 28 800                     | 31 200                 | 37300                    |
| <b>YEAR STRUCTURE BUILT</b>                                       |         |                          |                            |                            |                            |                            |                            |                            |                            |                            |                        |                          |
| APRIL 1970 OR LATER   | 41 100  | -                        | -                          | -                          | 900                        | 1 700                      | 3 900                      | 9 800                      | 10 000                     | 7 600                      | 7 200                  | 54200                    |
| 1965 TO MARCH 1970  | 33 900  | -                        | 800                        | 800                        | 2 000                      | 1 400                      | 2 300                      | 7 400                      | 7 300                      | 5 600                      | 6 200                  | 53000                    |
| 1960 TO 1964  | 38 200  | 100                      | 800                        | 2 300                      | 2 900                      | 3 400                      | 5 500                      | 8 700                      | 5 000                      | 5 500                      | 3 900                  | 44600                    |
| 1950 TO 1959  | 101 400 | 600                      | 8 700                      | 10 900                     | 11 200                     | 17 500                     | 12 700                     | 20 800                     | 9 200                      | 4 900                      | 5 000                  | 35700                    |
| 1940 TO 1939  | 45 700  | 600                      | 7 000                      | 6 500                      | 5 000                      | 7 800                      | 5 600                      | 6 600                      | 3 000                      | 1 300                      | 2 300                  | 32400                    |
| 1939 OR EARLIER   | 112 600 | 16 700                   | 27 400                     | 11 600                     | 9 300                      | 10 900                     | 8 400                      | 11 200                     | 6 500                      | 3 900                      | 6 600                  | 25400                    |
| <b>COMPLETE BATHROOMS</b>   |         |                          |                            |                            |                            |                            |                            |                            |                            |                            |                        |                          |
| 1   | 146 200 | 11 200                   | 27 400                     | 19 100                     | 15 800                     | 19 400                     | 18 000                     | 19 900                     | 7 900                      | 2 500                      | 5 000                  | 29900                    |
| 1 AND ONE-HALF  | 112 600 | 3 600                    | 12 000                     | 10 100                     | 11 100                     | 17 200                     | 12 400                     | 25 100                     | 12 200                     | 5 500                      | 3 600                  | 36000                    |
| 2 OR MORE   | 111 000 | 2 600                    | 4 500                      | 2 700                      | 4 300                      | 6 200                      | 7 600                      | 19 300                     | 20 800                     | 20 600                     | 22 400                 | 54000                    |
| ALSO USED BY ANOTHER HOUSEHOLD                                    | -       | -                        | -                          | -                          | -                          | -                          | -                          | -                          | -                          | -                          | -                      | -                        |
| NONE  | 3 000   | 800                      | 600                        | 300                        | 200                        | -                          | 300                        | 300                        | 100                        | 200                        | 300                    | ...                      |
| <b>COMPLETE KITCHEN FACILITIES</b>                                |         |                          |                            |                            |                            |                            |                            |                            |                            |                            |                        |                          |
| FOR EXCLUSIVE USE OF HOUSEHOLD                                    | 371 500 | 17 800                   | 44 200                     | 31 900                     | 31 200                     | 42 700                     | 38 300                     | 64 600                     | 40 800                     | 28 800                     | 31 100                 | 37300                    |
| ALSO USED BY ANOTHER HOUSEHOLD                                    | -       | -                        | -                          | -                          | -                          | -                          | -                          | -                          | -                          | -                          | -                      | -                        |
| NO COMPLETE KITCHEN FACILITIES                                    | 1 400   | 300                      | 300                        | 300                        | 200                        | -                          | -                          | -                          | 200                        | -                          | 200                    | ...                      |
| <b>ROOMS</b>  |         |                          |                            |                            |                            |                            |                            |                            |                            |                            |                        |                          |
| 1 AND 2 ROOMS   | -       | -                        | -                          | -                          | -                          | -                          | -                          | -                          | -                          | -                          | -                      | ...                      |
| 3 ROOMS   | 1 200   | 100                      | 500                        | 300                        | -                          | 200                        | -                          | -                          | -                          | -                          | 200                    | ...                      |
| 4 ROOMS   | 24 100  | 1 400                    | 5 500                      | 3 600                      | 3 400                      | 3 700                      | 3 100                      | 1 700                      | 600                        | 600                        | 500                    | 27300                    |
| 5 ROOMS   | 58 900  | 2 300                    | 10 800                     | 7 200                      | 7 800                      | 6 600                      | 8 400                      | 8 800                      | 3 700                      | 1 300                      | 2 000                  | 31000                    |
| 6 ROOMS   | 143 100 | 9 400                    | 19 600                     | 16 300                     | 13 400                     | 20 800                     | 15 000                     | 24 100                     | 13 300                     | 5 800                      | 5 500                  | 33100                    |
| 7 ROOMS OR MORE   | 145 500 | 4 800                    | 8 200                      | 4 800                      | 6 800                      | 11 500                     | 11 800                     | 30 000                     | 23 400                     | 21 100                     | 23 200                 | 48300                    |
| MEDIAN  | 6.2     | 6.0                      | 5.8                        | 5.8                        | 5.8                        | 6.0                        | 6.0                        | 6.4                        | 6.5+                       | 6.5+                       | 6.5+                   | ...                      |
| <b>BEDROOMS</b>   |         |                          |                            |                            |                            |                            |                            |                            |                            |                            |                        |                          |
| NONE AND 1  | 8 700   | 500                      | 1 100                      | 1 200                      | 800                        | 1 200                      | 1 200                      | 1 100                      | 300                        | -                          | 1 200                  | 33200                    |
| 2   | 74 800  | 4 100                    | 13 200                     | 9 600                      | 9 900                      | 9 800                      | 9 900                      | 8 400                      | 5 900                      | 1 400                      | 2 500                  | 30300                    |
| 3 OR MORE   | 289 400 | 13 500                   | 30 200                     | 21 300                     | 20 700                     | 31 700                     | 27 200                     | 55 100                     | 34 800                     | 27 400                     | 27 500                 | 40000                    |
| <b>PERSONS</b>  |         |                          |                            |                            |                            |                            |                            |                            |                            |                            |                        |                          |
| 1 PERSON  | 39 000  | 5 000                    | 7 600                      | 4 400                      | 5 100                      | 4 700                      | 3 300                      | 3 800                      | 2 800                      | 600                        | 1 700                  | 27500                    |
| 2 PERSONS   | 105 000 | 5 000                    | 14 900                     | 11 700                     | 8 400                      | 12 300                     | 12 000                     | 15 400                     | 11 600                     | 6 000                      | 7 700                  | 35100                    |
| 3 PERSONS   | 76 600  | 2 800                    | 7 200                      | 5 500                      | 6 400                      | 8 800                      | 9 300                      | 15 100                     | 9 200                      | 6 100                      | 6 300                  | 39100                    |
| 4 PERSONS   | 81 900  | 2 500                    | 5 900                      | 6 500                      | 6 300                      | 9 100                      | 7 500                      | 18 300                     | 9 500                      | 9 700                      | 6 500                  | 41700                    |
| 5 PERSONS   | 38 300  | 1 400                    | 5 100                      | 1 800                      | 2 500                      | 4 200                      | 3 900                      | 6 200                      | 4 800                      | 2 800                      | 5 800                  | 40600                    |
| 6 PERSONS OR MORE   | 32 100  | 1 300                    | 4 000                      | 2 400                      | 2 700                      | 3 600                      | 2 300                      | 5 900                      | 3 100                      | 3 500                      | 3 200                  | 39400                    |
| MEDIAN  | 3.0     | 2.3                      | 2.5                        | 2.5                        | 2.8                        | 3.0                        | 2.9                        | 3.4                        | 3.2                        | 3.7                        | 3.5                    | ...                      |
| UNITS WITH SUBFAMILIES  | 9 500   | 500                      | 1 600                      | 1 000                      | 1 300                      | 800                        | 900                        | 900                        | 800                        | 600                        | 1 100                  | 32400                    |
| UNITS WITH NONRELATIVES   | 10 200  | 1 000                    | 2 900                      | 1 000                      | 1 400                      | 300                        | 1 400                      | 1 100                      | 500                        | 300                        | 300                    | 25800                    |
| <b>PLUMBING FACILITIES BY PERSONS PER ROOM</b>                    |         |                          |                            |                            |                            |                            |                            |                            |                            |                            |                        |                          |
| WITH ALL PLUMBING FACILITIES                                      | 370 500 | 17 500                   | 44 100                     | 31 900                     | 31 200                     | 42 700                     | 38 200                     | 64 500                     | 40 800                     | 28 600                     | 30 900                 | 37300                    |
| 1.00 OR LESS  | 363 100 | 17 200                   | 42 800                     | 31 000                     | 30 000                     | 41 800                     | 37 200                     | 63 500                     | 40 700                     | 28 200                     | 30 800                 | 37500                    |
| 1.01 TO 1.50  | 6 300   | 300                      | 1 100                      | 900                        | 600                        | 1 000                      | 900                        | 800                        | -                          | 500                        | 200                    | 30700                    |
| 1.51 OR MORE  | 1 100   | -                        | 200                        | -                          | 600                        | -                          | -                          | 200                        | 200                        | -                          | -                      | ...                      |
| LACKING SOME OR ALL PLUMBING FACILITIES                           | 2 400   | 600                      | 500                        | 300                        | 200                        | -                          | 200                        | 200                        | 100                        | 200                        | 300                    | ...                      |
| 1.00 OR LESS  | 2 000   | 400                      | 300                        | 300                        | 200                        | -                          | 200                        | 200                        | 100                        | 200                        | 200                    | ...                      |
| 1.01 TO 1.50  | 400     | 200                      | 200                        | -                          | -                          | -                          | -                          | -                          | -                          | -                          | 100                    | ...                      |
| 1.51 OR MORE  | -       | -                        | -                          | -                          | -                          | -                          | -                          | -                          | -                          | -                          | -                      | ...                      |
| <b>HOUSEHOLD COMPOSITION BY AGE OF HEAD</b>                       |         |                          |                            |                            |                            |                            |                            |                            |                            |                            |                        |                          |
| 2-OR-MORE-PERSON HOUSEHOLDS                                       | 333 900 | 13 000                   | 37 000                     | 27 800                     | 26 300                     | 38 000                     | 35 000                     | 60 900                     | 38 200                     | 28 200                     | 29 500                 | 38500                    |
| MALE HEAD, WIFE PRESENT, NO NONRELATIVES                          | 283 000 | 7 800                    | 27 000                     | 21 600                     | 20 500                     | 33 400                     | 29 900                     | 54 500                     | 36 100                     | 25 400                     | 27 000                 | 40300                    |
| UNDER 25 YEARS  | 4 200   | -                        | 800                        | 300                        | 600                        | 200                        | 800                        | 600                        | 700                        | 200                        | -                      | ...                      |
| 25 TO 29 YEARS  | 23 300  | 300                      | 2 000                      | 1 600                      | 2 500                      | 3 900                      | 3 900                      | 4 100                      | 3 100                      | 1 400                      | 300                    | 36500                    |
| 30 TO 34 YEARS  | 31 900  | 300                      | 900                        | 1 400                      | 2 200                      | 4 200                      | 3 400                      | 7 200                      | 6 400                      | 3 400                      | 2 300                  | 44800                    |
| 35 TO 44 YEARS  | 57 800  | 500                      | 3 800                      | 3 000                      | 4 400                      | 6 300                      | 5 400                      | 13 200                     | 8 000                      | 7 100                      | 6 100                  | 44200                    |
| 45 TO 64 YEARS  | 131 000 | 4 000                    | 13 300                     | 11 800                     | 8 700                      | 15 400                     | 12 300                     | 24 700                     | 15 100                     | 11 300                     | 14 400                 | 40600                    |
| 65 YEARS AND OVER   | 34 900  | 2 600                    | 6 200                      | 3 500                      | 2 100                      | 3 400                      | 4 100                      | 4 700                      | 2 700                      | 1 900                      | 3 900                  | 34700                    |
| OTHER MALE HEAD   | 14 400  | 1 500                    | 2 700                      | 1 700                      | 1 900                      | 1 100                      | 800                        | 2 200                      | 800                        | 1 100                      | 600                    | 28300                    |
| UNDER 65 YEARS  | 11 100  | 800                      | 2 100                      | 1 600                      | 1 100                      | 1 000                      | 800                        | 1 700                      | 800                        | 900                        | 300                    | 29700                    |
| 65 YEARS AND OVER   | 3 300   | 600                      | 600                        | 200                        | 800                        | 200                        | -                          | 500                        | -                          | 200                        | 300                    | ...                      |
| FEMALE HEAD   | 36 400  | 3 800                    | 7 300                      | 4 400                      | 3 900                      | 3 400                      | 4 400                      | 4 200                      | 1 400                      | 1 700                      | 1 900                  | 28400                    |
| UNDER 65 YEARS  | 28 100  | 2 100                    | 6 000                      | 3 800                      | 3 300                      | 2 700                      | 2 700                      | 3 600                      | 1 100                      | 1 300                      | 1 700                  | 28300                    |
| 65 YEARS AND OVER   | 8 300   | 1 800                    | 1 300                      | 600                        | 600                        | 800                        | 1 700                      | 600                        | 300                        | 400                        | 200                    | 28800                    |
| 1-PERSON HOUSEHOLDS   | 39 000  | 5 000                    | 7 600                      | 4 400                      | 5 100                      | 4 700                      | 3 300                      | 3 800                      | 2 800                      | 600                        | 1 700                  | 27500                    |
| UNDER 65 YEARS  | 19 000  | 2 100                    | 3 100                      | 1 900                      | 2 800                      | 2 200                      | 1 700                      | 2 500                      | 1 300                      | 200                        | 1 300                  | 29300                    |
| 65 YEARS AND OVER   | 20 000  | 3 000                    | 4 400                      | 2 500                      | 2 300                      | 2 500                      | 1 600                      | 1 300                      | 1 500                      | 500                        | 500                    | 25200                    |
| <b>OWN CHILDREN UNDER 18 YEARS OLD BY AGE GROUP</b>               |         |                          |                            |                            |                            |                            |                            |                            |                            |                            |                        |                          |
| NO OWN CHILDREN UNDER 18 YEARS                                    | 206 200 | 14 600                   | 29 400                     | 21 700                     | 18 200                     | 23 300                     | 20 800                     | 29 800                     | 20 400                     | 12 400                     | 15 600                 | 34100                    |
| WITH OWN CHILDREN UNDER 18 YEARS                                  | 166 600 | 3 500                    | 15 100                     | 10 400                     | 13 200                     | 19 400                     | 17 500                     | 34 800                     | 20 600                     | 16 400                     | 15 700                 | 41200                    |
| UNDER 6 YEARS ONLY  | 28 500  | 200                      | 1 600                      | 900                        | 3 000                      | 3 800                      | 3 700                      | 7 500                      | 4 400                      | 1 600                      | 1 900                  | 41400                    |
| 1   | 15 500  | 200                      | 900                        | 200                        | 1 700                      | 1 900                      | 2 300                      | 4 400                      | 2 400                      | 800                        | 900                    | 41200                    |
| 2   | 11 900  | -                        | 500                        | 800                        | 1 300                      | 1 900                      | 1 400                      | 2 700                      | 1 900                      | 900                        | 600                    | 40600                    |
| 3 OR MORE   | 1 100   | -                        | 200                        | -                          | -                          | -                          | -                          | 500                        | 200                        | -                          | 300                    | ...                      |
| 6 TO 17 YEARS ONLY  | 110 300 | 2 700                    | 11 300                     | 7 700                      | 8 200                      | 13 100                     | 11 900                     | 21 700                     | 12 000                     | 9 800                      | 11 900                 | 40100                    |
| 1   | 48 000  | 1 500                    | 5 100                      | 3 300                      | 3 500                      | 6 200                      | 5 700                      | 9 400                      | 5 000                      | 4 500                      | 3 700                  | 35800                    |
| 2   | 39 000  | 500                      | 3 000                      | 2 500                      | 2 600                      | 4 800                      | 3 400                      | 8 500                      | 4 200                      | 3 700                      | 5 600                  | 43000                    |
| 3 OR MORE   | 23 300  | 800                      | 3 100                      | 1 900                      | 2 100                      | 2 000                      | 2 800                      | 3 700                      | 2 800                      | 1 500                      | 2 600                  | 38200                    |
| BOTH AGE GROUPS   | 27 800  | 600                      | 2 200                      | 1 800                      | 2 000                      | 2 600                      | 1 900                      | 5 600                      | 4 200                      | 5 000                      | 1 900                  | 44900                    |
| 2   | 12 000  | 500                      | 900                        | 1 000                      | 1 100                      | 900                        | 700                        | 1 900                      | 2 000                      | 2 500                      | 500                    | 45000                    |
| 3 OR MORE   | 15 800  | 100                      | 1 300                      | 800                        | 900                        | 1 700                      | 1 300                      | 3 700                      | 2 200                      | 2 500                      | 1 400                  | 44900                    |

<sup>1</sup>LIMITED TO 1-FAMILY HOMES ON LESS THAN 10 ACRES AND NO BUSINESS ON PROPERTY.

TABLE A-2. VALUE OF OWNER OCCUPIED HOUSING UNITS: 1976--CONTINUED

(DATA BASED ON SAMPLE. SEE TEXT. FOR MINIMUM BASE FOR DERIVED FIGURES (PERCENT, MEDIAN, ETC.) AND MEANING OF SYMBOLS, SEE TEXT)

| STANDARD METROPOLITAN STATISTICAL AREA<br>BALTIMORE, MD.<br>TOTAL   | TOTAL   | LESS<br>THAN<br>\$10,000 | \$10,000<br>TO<br>\$19,999 | \$20,000<br>TO<br>\$24,999 | \$25,000<br>TO<br>\$29,999 | \$30,000<br>TO<br>\$34,999 | \$35,000<br>TO<br>\$39,999 | \$40,000<br>TO<br>\$49,999 | \$50,000<br>TO<br>\$59,999 | \$60,000<br>TO<br>\$74,999 | \$75,000<br>OR<br>MORE | MEDIAN<br>(DOL-<br>LARS) |
|---|---------|--------------------------|----------------------------|----------------------------|----------------------------|----------------------------|----------------------------|----------------------------|----------------------------|----------------------------|------------------------|--------------------------|
| SPECIFIED OWNER OCCUPIED <sup>1</sup> --CONTINUED                   |         |                          |                            |                            |                            |                            |                            |                            |                            |                            |                        |                          |
| YEARS OF SCHOOL COMPLETED BY HEAD                                   |         |                          |                            |                            |                            |                            |                            |                            |                            |                            |                        |                          |
| NO SCHOOL YEARS COMPLETED   | 800     | 300                      | 200                        | -                          | -                          | -                          | -                          | -                          | -                          | -                          | 300                    | ...                      |
| ELEMENTARY:   |         |                          |                            |                            |                            |                            |                            |                            |                            |                            |                        |                          |
| LESS THAN 8 YEARS   | 38 500  | 6 600                    | 7 700                      | 4 700                      | 4 100                      | 4 500                      | 2 000                      | 4 000                      | 2 200                      | 600                        | 2 100                  | 25300                    |
| 8 YEARS   | 31 900  | 3 100                    | 6 300                      | 4 200                      | 4 300                      | 2 700                      | 3 900                      | 4 100                      | 1 400                      | 1 100                      | 800                    | 27700                    |
| HIGH SCHOOL:  |         |                          |                            |                            |                            |                            |                            |                            |                            |                            |                        |                          |
| 1 TO 3 YEARS  | 62 200  | 4 400                    | 12 100                     | 8 700                      | 6 400                      | 7 300                      | 6 200                      | 8 300                      | 4 900                      | 1 900                      | 1 900                  | 29600                    |
| 4 YEARS   | 104 600 | 2 400                    | 12 600                     | 9 400                      | 10 700                     | 14 700                     | 12 900                     | 20 700                     | 10 600                     | 6 400                      | 4 200                  | 35900                    |
| COLLEGE:  |         |                          |                            |                            |                            |                            |                            |                            |                            |                            |                        |                          |
| 1 TO 3 YEARS  | 48 300  | 1 100                    | 3 900                      | 2 700                      | 2 700                      | 5 400                      | 6 600                      | 8 900                      | 7 200                      | 4 800                      | 5 000                  | 41900                    |
| 4 YEARS OR MORE   | 86 600  | 200                      | 1 800                      | 2 400                      | 3 200                      | 8 000                      | 6 700                      | 18 700                     | 14 700                     | 14 000                     | 16 900                 | 51600                    |
| MEDIAN  | 12.5    | 8.7                      | 10.8                       | 11.3                       | 12.1                       | 12.5                       | 12.5                       | 12.8                       | 13.5                       | 15.7                       | 16.2                   | ...                      |
| YEAR HEAD MOVED INTO UNIT   |         |                          |                            |                            |                            |                            |                            |                            |                            |                            |                        |                          |
| 1975 OR LATER   | 38 600  | 300                      | 3 300                      | 1 400                      | 2 700                      | 4 700                      | 3 900                      | 6 700                      | 6 300                      | 4 500                      | 4 700                  | 44400                    |
| MOVED IN WITHIN PAST 12 MONTHS                                      | 24 000  | 300                      | 1 600                      | 600                        | 2 000                      | 2 800                      | 2 800                      | 4 400                      | 4 000                      | 2 500                      | 3 000                  | 44200                    |
| APRIL 1970 TO 1974  | 81 500  | 1 100                    | 7 700                      | 5 900                      | 5 100                      | 8 700                      | 9 500                      | 15 400                     | 12 500                     | 7 400                      | 8 300                  | 41800                    |
| 1965 TO MARCH 1970  | 65 000  | 1 900                    | 6 900                      | 4 800                      | 4 900                      | 5 600                      | 5 600                      | 13 800                     | 7 700                      | 6 700                      | 7 100                  | 42000                    |
| 1960 TO 1964  | 50 200  | 1 900                    | 5 300                      | 3 800                      | 5 700                      | 5 800                      | 3 900                      | 9 900                      | 5 600                      | 3 900                      | 4 400                  | 36400                    |
| 1950 TO 1959  | 90 500  | 5 100                    | 11 900                     | 11 200                     | 9 200                      | 14 100                     | 11 100                     | 14 300                     | 5 800                      | 4 100                      | 3 700                  | 32800                    |
| 1949 OR EARLIER   | 47 000  | 7 700                    | 9 400                      | 5 100                      | 3 900                      | 3 800                      | 4 300                      | 4 400                      | 3 100                      | 2 200                      | 3 100                  | 26600                    |
| MORTGAGE STATUS   |         |                          |                            |                            |                            |                            |                            |                            |                            |                            |                        |                          |
| MORTGAGE, DEED OF TRUST, OR LAND CONTRACT                           | 223 800 | 3 900                    | 20 900                     | 15 500                     | 18 700                     | 26 600                     | 24 000                     | 43 700                     | 29 000                     | 21 000                     | 20 600                 | 40500                    |
| OWNED FREE AND CLEAR  | 149 100 | 14 200                   | 23 700                     | 16 600                     | 12 700                     | 16 100                     | 14 300                     | 20 900                     | 12 000                     | 7 800                      | 10 700                 | 32300                    |
| MORTGAGE INSURANCE  |         |                          |                            |                            |                            |                            |                            |                            |                            |                            |                        |                          |
| UNITS WITH MORTGAGE OR SIMILAR DEBT                                 | 223 800 | 3 900                    | 20 900                     | 15 500                     | 18 700                     | 26 600                     | 24 000                     | 43 700                     | 29 000                     | 21 000                     | 20 600                 | 40500                    |
| INSURED BY FHA, VA, OR FARMERS HOME ADMIN.                          | 69 800  | 1 000                    | 10 400                     | 8 200                      | 9 800                      | 11 100                     | 8 700                      | 12 400                     | 4 800                      | 2 500                      | 800                    | 32500                    |
| NOT INSURED OR INSURED BY PRIVATE MORTGAGE INSURANCE <sup>2</sup>   | 106 900 | 2 700                    | 8 000                      | 4 900                      | 5 100                      | 9 600                      | 10 100                     | 22 300                     | 17 300                     | 12 100                     | 14 800                 | 45900                    |
| DON'T KNOW  | 40 100  | 200                      | 2 000                      | 1 900                      | 3 300                      | 5 400                      | 4 000                      | 7 500                      | 6 300                      | 5 300                      | 4 400                  | 44400                    |
| NOT REPORTED  | 6 900   | 200                      | 500                        | 500                        | 500                        | 500                        | 1 100                      | 1 500                      | 1 500                      | 1 100                      | 800                    | 42600                    |
| UNITS OWNED FREE AND CLEAR  | 149 100 | 14 200                   | 23 700                     | 16 600                     | 12 700                     | 16 100                     | 14 300                     | 20 900                     | 12 000                     | 7 800                      | 10 700                 | 32300                    |
| REAL ESTATE TAXES LAST YEAR   |         |                          |                            |                            |                            |                            |                            |                            |                            |                            |                        |                          |
| MEAN (PER \$1,000 VALUE)  | 16      | 41                       | 23                         | 18                         | 16                         | 14                         | 13                         | 12                         | 11                         | 11                         | 10                     | ...                      |
| SELECTED MONTHLY HOUSING COSTS <sup>3</sup>                         |         |                          |                            |                            |                            |                            |                            |                            |                            |                            |                        |                          |
| UNITS WITH A MORTGAGE   |         |                          |                            |                            |                            |                            |                            |                            |                            |                            |                        |                          |
| LESS THAN \$100   | 223 800 | 3 900                    | 20 900                     | 15 500                     | 18 700                     | 26 600                     | 24 000                     | 43 700                     | 29 000                     | 21 000                     | 20 600                 | 40500                    |
| \$100 TO \$149  | 600     | -                        | 300                        | 200                        | -                          | 200                        | -                          | -                          | -                          | -                          | -                      | ...                      |
| \$150 TO \$199  | 14 000  | 1 000                    | 4 600                      | 2 800                      | 2 500                      | 1 500                      | 800                        | 800                        | -                          | -                          | -                      | 22600                    |
| \$200 TO \$249  | 43 400  | 1 400                    | 7 900                      | 6 200                      | 6 500                      | 8 500                      | 5 100                      | 4 800                      | 1 900                      | 600                        | 300                    | 29600                    |
| \$250 TO \$299  | 46 000  | 1 000                    | 5 200                      | 4 100                      | 4 800                      | 7 400                      | 4 900                      | 10 700                     | 4 500                      | 2 500                      | 900                    | 35500                    |
| \$300 TO \$399  | 32 000  | 200                      | 1 400                      | 1 100                      | 2 200                      | 4 000                      | 5 000                      | 9 200                      | 5 600                      | 2 300                      | 1 000                  | 42200                    |
| \$400 OR MORE   | 42 100  | -                        | 300                        | 300                        | 1 400                      | 3 400                      | 5 600                      | 10 700                     | 9 200                      | 6 600                      | 4 500                  | 49300                    |
| NOT REPORTED  | 26 300  | -                        | -                          | -                          | -                          | 300                        | 900                        | 3 900                      | 4 800                      | 6 200                      | 10 100                 | 67700                    |
| MEDIAN  | 19 400  | 400                      | 1 100                      | 800                        | 1 100                      | 1 200                      | 1 700                      | 3 700                      | 3 000                      | 2 700                      | 3 700                  | 49100                    |
|   | 247     | ...                      | 181                        | 185                        | 197                        | 217                        | 253                        | 270                        | 311                        | 355                        | 400+                   | ...                      |
| UNITS OWNED FREE AND CLEAR  |         |                          |                            |                            |                            |                            |                            |                            |                            |                            |                        |                          |
| LESS THAN \$50  | 149 100 | 14 200                   | 23 700                     | 16 600                     | 12 700                     | 16 100                     | 14 300                     | 20 900                     | 12 000                     | 7 800                      | 10 700                 | 32300                    |
| \$50 TO \$99  | 4 400   | 2 600                    | 500                        | 300                        | 300                        | 200                        | 500                        | -                          | -                          | -                          | 200                    | 10000-                   |
| \$100 TO \$149  | 16 800  | 3 600                    | 4 600                      | 2 500                      | 1 800                      | 1 700                      | 700                        | 500                        | 300                        | 300                        | 300                    | 20400                    |
| \$150 TO \$199  | 45 200  | 4 700                    | 11 500                     | 8 200                      | 4 200                      | 5 300                      | 3 900                      | 3 700                      | 1 600                      | 600                        | 1 500                  | 23900                    |
| \$200 TO \$249  | 50 500  | 1 900                    | 5 400                      | 4 300                      | 4 600                      | 8 200                      | 6 100                      | 11 000                     | 5 500                      | 1 400                      | 2 000                  | 35700                    |
| \$250 TO \$299  | 12 500  | 500                      | 300                        | 300                        | 300                        | 500                        | 600                        | 2 700                      | 2 300                      | 3 100                      | 1 700                  | 54200                    |
| \$300 TO \$399  | 5 500   | 200                      | -                          | -                          | -                          | 200                        | 1 300                      | 600                        | 500                        | 600                        | 3 100                  | 75000+                   |
| \$400 OR MORE   | 14 200  | 800                      | 1 400                      | 1 000                      | 1 200                      | 1 100                      | 1 200                      | 2 300                      | 1 700                      | 1 700                      | 1 800                  | 41800                    |
| NOT REPORTED  | 14 200  | 800                      | 1 400                      | 1 000                      | 1 200                      | 1 100                      | 1 200                      | 2 300                      | 1 700                      | 1 700                      | 1 800                  | 41800                    |
| MEDIAN  | 101     | 73                       | 85                         | 88                         | 95                         | 107                        | 104                        | 122                        | 128                        | 161                        | 162                    | ...                      |
| SELECTED MONTHLY HOUSING COSTS AS PERCENTAGE OF INCOME <sup>3</sup> |         |                          |                            |                            |                            |                            |                            |                            |                            |                            |                        |                          |
| UNITS WITH A MORTGAGE   |         |                          |                            |                            |                            |                            |                            |                            |                            |                            |                        |                          |
| LESS THAN 10 PERCENT  | 223 800 | 3 900                    | 20 900                     | 15 500                     | 18 700                     | 26 600                     | 24 000                     | 43 700                     | 29 000                     | 21 000                     | 20 600                 | 40500                    |
| 10 TO 14 PERCENT  | 39 000  | 300                      | 2 900                      | 3 500                      | 3 800                      | 6 500                      | 4 500                      | 8 400                      | 3 100                      | 3 000                      | 3 000                  | 37800                    |
| 15 TO 19 PERCENT  | 52 900  | 800                      | 5 000                      | 4 100                      | 4 900                      | 5 300                      | 5 300                      | 8 400                      | 7 900                      | 5 300                      | 5 900                  | 41200                    |
| 20 TO 24 PERCENT  | 48 200  | 800                      | 3 800                      | 2 500                      | 3 300                      | 6 600                      | 4 800                      | 10 600                     | 6 100                      | 5 400                      | 4 400                  | 42200                    |
| 25 TO 34 PERCENT  | 27 500  | 300                      | 3 100                      | 1 500                      | 2 700                      | 2 600                      | 3 800                      | 5 800                      | 4 400                      | 2 200                      | 1 200                  | 39700                    |
| 35 PERCENT OR MORE  | 23 700  | 600                      | 1 600                      | 1 900                      | 1 400                      | 3 300                      | 3 100                      | 4 800                      | 3 400                      | 1 600                      | 1 900                  | 39800                    |
| NOT COMPUTED  | 12 600  | 500                      | 3 300                      | 1 300                      | 1 600                      | 1 100                      | 800                        | 1 800                      | 1 100                      | 800                        | 300                    | 28900                    |
| NOT REPORTED  | 500     | 200                      | -                          | -                          | -                          | -                          | -                          | 200                        | -                          | -                          | 200                    | ...                      |
| MEDIAN  | 19 400  | 400                      | 1 100                      | 800                        | 1 100                      | 1 200                      | 1 700                      | 3 700                      | 3 000                      | 2 700                      | 3 700                  | 49100                    |
|   | 18      | ...                      | 18                         | 15                         | 15                         | 16                         | 16                         | 16                         | 17                         | 16                         | 15                     | ...                      |
| UNITS OWNED FREE AND CLEAR  |         |                          |                            |                            |                            |                            |                            |                            |                            |                            |                        |                          |
| LESS THAN 10 PERCENT  | 149 100 | 14 200                   | 23 700                     | 16 600                     | 12 700                     | 16 100                     | 14 300                     | 20 900                     | 12 000                     | 7 800                      | 10 700                 | 32300                    |
| 10 TO 14 PERCENT  | 68 700  | 4 800                    | 12 000                     | 7 700                      | 4 900                      | 8 900                      | 6 600                      | 8 500                      | 5 900                      | 5 300                      | 4 200                  | 32800                    |
| 15 TO 19 PERCENT  | 26 500  | 2 500                    | 2 900                      | 4 000                      | 2 000                      | 2 500                      | 3 000                      | 5 200                      | 1 700                      | 600                        | 2 100                  | 33700                    |
| 20 TO 24 PERCENT  | 13 900  | 1 900                    | 2 100                      | 2 000                      | 1 200                      | 1 400                      | 1 400                      | 2 100                      | 900                        | -                          | 800                    | 28600                    |
| 25 TO 34 PERCENT  | 6 600   | 600                      | 2 400                      | 600                        | -                          | 500                        | 900                        | 1 000                      | 300                        | -                          | 300                    | 22300                    |
| 35 PERCENT OR MORE  | 8 600   | 2 400                    | 1 500                      | 600                        | 500                        | 600                        | 500                        | 1 200                      | 500                        | 200                        | 600                    | 22500                    |
| NOT COMPUTED  | 10 300  | 1 100                    | 1 400                      | 600                        | 2 800                      | 1 000                      | 800                        | 900                        | -                          | -                          | 800                    | 28500                    |
| NOT REPORTED  | 300     | -                        | -                          | 200                        | -                          | 200                        | -                          | -                          | -                          | -                          | -                      | ...                      |
| MEDIAN  | 14 200  | 800                      | 1 400                      | 1 000                      | 1 200                      | 1 100                      | 1 200                      | 2 300                      | 1 700                      | 1 700                      | 1 800                  | 41800                    |
|   | 10-     | 14                       | 10-                        | 10                         | 12                         | 10-                        | 10-                        | 11                         | 10-                        | 10-                        | 11                     | ...                      |
| ACQUISITION OF PROPERTY   |         |                          |                            |                            |                            |                            |                            |                            |                            |                            |                        |                          |
| PLACED OR ASSUMED A MORTGAGE  | 325 600 | 13 800                   | 36 800                     | 27 700                     | 28 100                     | 38 300                     | 34 300                     | 59 000                     | 36 500                     | 25 800                     | 25 300                 | 37600                    |
| ACQUIRED THROUGH INHERITANCE OR GIFT                                | 11 000  | 2 200                    | 1 900                      | 1 300                      | 1 000                      | 1 300                      | 1 100                      | 900                        | 900                        | 300                        | 1 100                  | 25400                    |
| PAID ALL CASH   | 26 200  | 1 100                    | 4 400                      | 2 000                      | 2 000                      | 3 300                      | 2 300                      | 3 000                      | 2 500                      | 1 700                      | 3 800                  | 35500                    |
| ACQUIRED IN OTHER MANNER  | 4 300   | 1 000                    | 800                        | 600                        | 200                        | -                          | -                          | 1 100                      | 200                        | 200                        | 300                    | 23200                    |
| NOT REPORTED  | 5 800   | -                        | 600                        | 500                        | 200                        | 800                        | 600                        | 600                        | 900                        | 800                        | 800                    | 43700                    |

<sup>1</sup>LIMITED TO 1-FAMILY HOMES ON LESS THAN 10 ACRES AND NO BUSINESS ON PROPERTY.

<sup>2</sup>DATA ARE NOT SEPARABLE.

<sup>3</sup>SUM OF PAYMENTS FOR REAL ESTATE TAXES, PROPERTY INSURANCE, UTILITIES, FUEL, WATER, GARBAGE AND TRASH COLLECTION, AND MORTGAGE AT TIME OF ENUMERATION.

TABLE A-2. VALUE OF OWNER OCCUPIED HOUSING UNITS: 1976--CONTINUED

(DATA BASED ON SAMPLE, SEE TEXT. FOR MINIMUM BASE FOR DERIVED FIGURES (PERCENT, MEDIAN, ETC.) AND MEANING OF SYMBOLS, SEE TEXT)

| STANDARD METROPOLITAN STATISTICAL AREA<br>BALTIMORE, MD.<br>TOTAL      | TOTAL   | LESS<br>THAN<br>\$10,000 | \$10,000<br>TO<br>\$19,999 | \$20,000<br>TO<br>\$29,999 | \$25,000<br>TO<br>\$29,999 | \$30,000<br>TO<br>\$34,999 | \$35,000<br>TO<br>\$39,999 | \$40,000<br>TO<br>\$49,999 | \$50,000<br>TO<br>\$59,999 | \$60,000<br>TO<br>\$74,999 | \$75,000<br>OR<br>MORE | MEDIAN<br>(DOL-<br>LARS) |
|--|---------|--------------------------|----------------------------|----------------------------|----------------------------|----------------------------|----------------------------|----------------------------|----------------------------|----------------------------|------------------------|--------------------------|
| SPECIFIED OWNER OCCUPIED <sup>1</sup> --CONTINUED                      |         |                          |                            |                            |                            |                            |                            |                            |                            |                            |                        |                          |
| ALTERATIONS AND REPAIRS DURING LAST 12 MONTHS                          |         |                          |                            |                            |                            |                            |                            |                            |                            |                            |                        |                          |
| NO ALTERATIONS OR REPAIRS . . . . .                                    | 116 400 | 7 800                    | 16 500                     | 12 500                     | 9 700                      | 14 400                     | 11 500                     | 16 700                     | 10 000                     | 6 200                      | 11 200                 | 34100                    |
| ALTERATIONS AND REPAIRS COSTING LESS THAN \$100 <sup>2</sup> . . . . . | 120 700 | 4 300                    | 13 300                     | 9 500                      | 10 700                     | 15 600                     | 13 800                     | 22 300                     | 14 500                     | 9 600                      | 7 000                  | 37500                    |
| ADDITIONS . . . . .  | 300     | -                        | -                          | -                          | -                          | -                          | -                          | 200                        | 200                        | -                          | -                      | ...                      |
| ALTERATIONS . . . . .  | 20 200  | -                        | 1 600                      | 1 100                      | 1 700                      | 2 500                      | 1 900                      | 4 500                      | 3 200                      | 2 000                      | -                      | ...                      |
| REPLACEMENTS . . . . .   | 20 200  | 1 600                    | 3 200                      | 2 500                      | 2 200                      | 2 200                      | 1 700                      | 2 700                      | 2 000                      | 2 000                      | 1 900                  | 42900                    |
| REPAIRS . . . . .  | 94 500  | 3 100                    | 9 800                      | 7 000                      | 7 800                      | 12 700                     | 11 300                     | 18 300                     | 11 400                     | 8 500                      | 1 200                  | 31400                    |
| ALTERATIONS AND REPAIRS COSTING \$100 OR MORE <sup>2</sup> . . . . .   | 185 700 | 7 900                    | 20 500                     | 13 100                     | 15 500                     | 19 500                     | 17 500                     | 35 400                     | 23 700                     | 16 900                     | 4 700                  | 38000                    |
| ADDITIONS . . . . .  | 19 400  | 300                      | 600                        | 1 600                      | 1 400                      | 2 200                      | 1 200                      | 3 200                      | 5 700                      | 3 400                      | 2 000                  | 39700                    |
| ALTERATIONS . . . . .  | 76 400  | 2 100                    | 8 400                      | 5 700                      | 4 400                      | 7 200                      | 7 800                      | 14 800                     | 12 100                     | 8 000                      | 5 900                  | 48400                    |
| REPLACEMENTS . . . . .   | 79 400  | 4 000                    | 11 400                     | 6 500                      | 8 500                      | 10 200                     | 6 400                      | 14 400                     | 7 700                      | 5 400                      | 4 800                  | 41800                    |
| REPAIRS . . . . .  | 94 600  | 3 900                    | 8 800                      | 6 100                      | 6 800                      | 8 400                      | 9 000                      | 18 900                     | 12 300                     | 9 800                      | 10 600                 | 34500                    |
| NOT REPORTED . . . . .   | 3 400   | -                        | 200                        | 200                        | 600                        | 200                        | 100                        | 900                        | 300                        | 500                        | 500                    | 42300                    |
| PLANS FOR IMPROVEMENTS DURING NEXT 12 MONTHS                           |         |                          |                            |                            |                            |                            |                            |                            |                            |                            |                        |                          |
| NONE PLANNED . . . . .   | 159 700 | 9 000                    | 20 500                     | 15 200                     | 14 600                     | 17 300                     | 16 600                     | 25 900                     | 16 000                     | 12 100                     | 12 700                 | 36000                    |
| SOME PLANNED . . . . .   | 182 400 | 7 900                    | 19 800                     | 13 800                     | 13 800                     | 22 700                     | 17 900                     | 33 100                     | 22 200                     | 14 100                     | 17 200                 | 38700                    |
| COSTING LESS THAN \$100 . . . . .                                      | 38 600  | 1 000                    | 4 100                      | 2 800                      | 2 200                      | 6 200                      | 4 600                      | 7 300                      | 5 100                      | 2 800                      | 2 500                  | 38200                    |
| COSTING \$100 OR MORE . . . . .  | 137 000 | 6 400                    | 14 900                     | 10 300                     | 11 100                     | 15 300                     | 12 300                     | 25 100                     | 16 500                     | 10 900                     | 14 200                 | 39300                    |
| DON'T KNOW . . . . .   | 6 000   | 500                      | 800                        | 500                        | 500                        | 800                        | 900                        | 800                        | 500                        | 300                        | 500                    | 35000                    |
| NOT REPORTED . . . . .   | 700     | -                        | -                          | 100                        | 100                        | 400                        | 200                        | -                          | 200                        | -                          | -                      | ...                      |
| DON'T KNOW . . . . .   | 27 000  | 1 300                    | 4 100                      | 3 100                      | 2 500                      | 2 200                      | 3 800                      | 4 500                      | 2 300                      | 2 400                      | 900                    | 35500                    |
| NOT REPORTED . . . . .   | 3 700   | -                        | 200                        | 200                        | 500                        | 500                        | 100                        | 1 100                      | 500                        | 300                        | 500                    | ...                      |
| HEATING EQUIPMENT  |         |                          |                            |                            |                            |                            |                            |                            |                            |                            |                        |                          |
| WARM-AIR FURNACE . . . . .   | 217 000 | 9 800                    | 19 000                     | 19 000                     | 17 400                     | 23 800                     | 24 200                     | 42 400                     | 25 500                     | 19 500                     | 16 300                 | 39000                    |
| HEAT PUMP . . . . .  | 800     | -                        | -                          | -                          | -                          | -                          | -                          | -                          | 500                        | 200                        | 200                    | ...                      |
| STEAM OR HOT WATER . . . . .   | 128 200 | 6 600                    | 21 600                     | 11 300                     | 10 700                     | 15 800                     | 11 100                     | 18 500                     | 11 700                     | 7 700                      | 13 100                 | 34400                    |
| BUILT-IN ELECTRIC UNITS . . . . .                                      | 12 300  | -                        | 800                        | 300                        | 600                        | 1 400                      | 1 200                      | 2 800                      | 2 800                      | 1 100                      | 1 300                  | 46500                    |
| FLOOR, WALL, OR PIPELESS FURNACE . . . . .                             | 8 000   | 500                      | 1 400                      | 800                        | 1 700                      | 1 400                      | 1 100                      | 800                        | 200                        | 200                        | 200                    | 28800                    |
| OTHER MEANS . . . . .  | 6 600   | 1 200                    | 1 700                      | 800                        | 900                        | 300                        | 600                        | 200                        | 300                        | 200                        | 500                    | 22300                    |
| NONE . . . . .   | -       | -                        | -                          | -                          | -                          | -                          | -                          | -                          | -                          | -                          | -                      | -                        |
| AIR CONDITIONING   |         |                          |                            |                            |                            |                            |                            |                            |                            |                            |                        |                          |
| ROOM UNIT(S) . . . . .   | 167 500 | 7 900                    | 24 600                     | 18 300                     | 16 100                     | 22 900                     | 18 200                     | 27 900                     | 15 200                     | 7 500                      | 8 900                  | 33700                    |
| CENTRAL SYSTEM . . . . .   | 95 400  | 200                      | 900                        | 2 700                      | 3 800                      | 7 000                      | 9 600                      | 23 100                     | 16 200                     | 15 400                     | 16 500                 | 50300                    |
| NONE . . . . .   | 109 900 | 10 100                   | 19 000                     | 11 200                     | 11 500                     | 12 700                     | 10 600                     | 13 600                     | 9 600                      | 5 800                      | 5 900                  | 31300                    |
| BASEMENT   |         |                          |                            |                            |                            |                            |                            |                            |                            |                            |                        |                          |
| WITH BASEMENT . . . . .  | 317 200 | 16 700                   | 39 300                     | 27 700                     | 26 300                     | 35 800                     | 30 900                     | 55 800                     | 35 500                     | 22 900                     | 26 300                 | 37100                    |
| NO BASEMENT . . . . .  | 55 700  | 1 400                    | 5 300                      | 4 500                      | 5 000                      | 6 900                      | 7 400                      | 8 800                      | 5 900                      | 5 900                      | 4 900                  | 38100                    |
| SOURCE OF WATER  |         |                          |                            |                            |                            |                            |                            |                            |                            |                            |                        |                          |
| PUBLIC SYSTEM OR PRIVATE COMPANY . . . . .                             | 306 200 | 17 400                   | 41 800                     | 30 000                     | 28 800                     | 37 500                     | 32 500                     | 52 000                     | 27 500                     | 21 600                     | 17 300                 | 34700                    |
| INDIVIDUAL WELL . . . . .  | 65 400  | 600                      | 2 700                      | 2 100                      | 2 600                      | 5 100                      | 5 600                      | 12 200                     | 13 500                     | 7 200                      | 13 800                 | 51400                    |
| OTHER . . . . .  | 1 200   | -200                     | -                          | -                          | -                          | 200                        | 300                        | 400                        | -                          | -                          | 200                    | ...                      |
| SEWAGE DISPOSAL  |         |                          |                            |                            |                            |                            |                            |                            |                            |                            |                        |                          |
| PUBLIC SEWER . . . . .   | 284 800 | 17 400                   | 41 300                     | 28 300                     | 27 700                     | 37 500                     | 31 200                     | 47 400                     | 25 300                     | 16 600                     | 12 100                 | 33700                    |
| SEPTIC TANK OR CESSPOOL . . . . .                                      | 86 600  | 300                      | 2 900                      | 3 500                      | 3 500                      | 5 300                      | 7 100                      | 17 200                     | 15 600                     | 12 100                     | 19 000                 | 52200                    |
| OTHER . . . . .  | 1 500   | 400                      | 300                        | 300                        | 200                        | -                          | -                          | -                          | 100                        | -                          | 200                    | ...                      |
| HOUSE HEATING FUEL   |         |                          |                            |                            |                            |                            |                            |                            |                            |                            |                        |                          |
| UTILITY GAS . . . . .  | 191 900 | 7 800                    | 20 800                     | 18 500                     | 17 600                     | 23 000                     | 21 500                     | 36 300                     | 17 800                     | 16 400                     | 12 300                 | 36900                    |
| BOTTLED, TANK, OR LP GAS . . . . .                                     | 1 400   | -                        | 100                        | 500                        | 500                        | -                          | 100                        | 300                        | -                          | -                          | 300                    | ...                      |
| FUEL OIL, KEROSENE, ETC. . . . .                                       | 158 600 | 9 500                    | 22 500                     | 12 700                     | 13 200                     | 17 600                     | 14 300                     | 23 200                     | 18 500                     | 10 900                     | 16 200                 | 36300                    |
| ELECTRICITY . . . . .  | 19 300  | -                        | 900                        | 300                        | 600                        | 2 000                      | 2 200                      | 4 600                      | 4 700                      | 1 400                      | 2 500                  | 47700                    |
| COAL OR COKE . . . . .   | 1 300   | 800                      | 200                        | -                          | -                          | 200                        | -                          | 200                        | -                          | -                          | -                      | ...                      |
| WOOD . . . . .   | 500     | -                        | -                          | 200                        | -                          | -                          | 200                        | -                          | -                          | 200                        | -                      | ...                      |
| OTHER FUEL . . . . .   | -       | -                        | -                          | -                          | -                          | -                          | -                          | -                          | -                          | -                          | -                      | ...                      |
| NONE . . . . .   | -       | -                        | -                          | -                          | -                          | -                          | -                          | -                          | -                          | -                          | -                      | -                        |
| COOKING FUEL   |         |                          |                            |                            |                            |                            |                            |                            |                            |                            |                        |                          |
| UTILITY GAS . . . . .  | 220 700 | 17 000                   | 39 000                     | 26 900                     | 23 800                     | 29 100                     | 23 600                     | 32 700                     | 13 400                     | 9 400                      | 5 800                  | 30600                    |
| BOTTLED, TANK, OR LP GAS . . . . .                                     | 23 300  | 600                      | 2 100                      | 2 200                      | 2 000                      | 2 600                      | 3 400                      | 4 800                      | 2 600                      | 1 100                      | 1 800                  | 38100                    |
| ELECTRICITY . . . . .  | 128 600 | 300                      | 3 400                      | 3 100                      | 5 600                      | 11 000                     | 11 400                     | 27 100                     | 24 900                     | 18 200                     | 23 600                 | 51000                    |
| FUEL OIL, KEROSENE, ETC. . . . .                                       | -       | -                        | -                          | -                          | -                          | -                          | -                          | -                          | -                          | -                          | -                      | ...                      |
| COAL OR COKE . . . . .   | 200     | 200                      | -                          | -                          | -                          | -                          | -                          | -                          | -                          | -                          | -                      | ...                      |
| WOOD . . . . .   | 200     | -                        | -                          | -                          | -                          | -                          | -                          | -                          | -                          | 200                        | -                      | ...                      |
| OTHER FUEL . . . . .   | -       | -                        | -                          | -                          | -                          | -                          | -                          | -                          | -                          | -                          | -                      | ...                      |
| NONE . . . . .   | -       | -                        | -                          | -                          | -                          | -                          | -                          | -                          | -                          | -                          | -                      | -                        |
| SELECTED CHARACTERISTICS   |         |                          |                            |                            |                            |                            |                            |                            |                            |                            |                        |                          |
| OWNED SECOND HOME . . . . .  | 14 500  | 300                      | 1 000                      | 1 200                      | 1 700                      | 1 200                      | 800                        | 2 500                      | 1 700                      | 2 200                      | 1 900                  | 44100                    |
| WITH GARAGE OR CARPORT ON PROPERTY . . . . .                           | 132 700 | 1 500                    | 8 100                      | 6 200                      | 8 700                      | 12 200                     | 11 200                     | 22 800                     | 20 500                     | 18 100                     | 23 500                 | 48100                    |
| AUTOMOBILES AVAILABLE: . . . . .                                       |         |                          |                            |                            |                            |                            |                            |                            |                            |                            |                        |                          |
| 1 . . . . .  | 149 800 | 7 700                    | 23 600                     | 15 500                     | 15 400                     | 21 300                     | 17 100                     | 23 000                     | 13 400                     | 6 600                      | 6 300                  | 33000                    |
| 2 . . . . .  | 138 400 | 1 600                    | 9 100                      | 8 900                      | 9 600                      | 14 200                     | 14 100                     | 29 000                     | 22 100                     | 15 100                     | 14 700                 | 44000                    |
| 3 OR MORE . . . . .  | 45 400  | 500                      | 1 800                      | 1 900                      | 1 500                      | 4 800                      | 4 700                      | 9 400                      | 4 600                      | 7 000                      | 9 100                  | 47900                    |
| TRUCKS AVAILABLE: . . . . .  |         |                          |                            |                            |                            |                            |                            |                            |                            |                            |                        |                          |
| 1 . . . . .  | 53 100  | 600                      | 4 400                      | 3 900                      | 4 000                      | 7 600                      | 6 200                      | 8 200                      | 7 600                      | 5 200                      | 5 300                  | 39800                    |
| 2 OR MORE . . . . .  | 4 700   | -                        | 300                        | 300                        | -                          | 800                        | 500                        | 1 500                      | 500                        | 300                        | 500                    | 43000                    |
| FAILURES IN PLUMBING AND EQUIPMENT                                     |         |                          |                            |                            |                            |                            |                            |                            |                            |                            |                        |                          |
| UNITS OCCUPIED 3 MONTHS OR LONGER . . . . .                            | 366 600 | 17 900                   | 43 900                     | 32 000                     | 30 600                     | 42 200                     | 37 700                     | 63 200                     | 40 400                     | 28 500                     | 30 100                 | 37200                    |
| UNUSABLE 6 HOURS OR LONGER:  |         |                          |                            |                            |                            |                            |                            |                            |                            |                            |                        |                          |
| WATER SUPPLY . . . . .   | 9 600   | 800                      | 800                        | 1 400                      | 500                        | 600                        | 300                        | 1 700                      | 1 400                      | 500                        | 1 500                  | 42000                    |
| SEWAGE DISPOSAL . . . . .  | 4 400   | -                        | 600                        | 200                        | 200                        | 800                        | 300                        | 800                        | 900                        | 200                        | 500                    | 42000                    |
| FLUSH TOILET . . . . .   | 2 800   | -                        | 900                        | 300                        | -                          | 800                        | 200                        | 300                        | -                          | -                          | 300                    | ...                      |
| UNITS OCCUPIED LAST WINTER . . . . .                                   | 358 800 | 17 800                   | 43 800                     | 31 800                     | 30 000                     | 40 800                     | 36 300                     | 62 000                     | 39 000                     | 27 700                     | 29 700                 | 37100                    |
| UNUSABLE 6 HOURS OR LONGER:  |         |                          |                            |                            |                            |                            |                            |                            |                            |                            |                        |                          |
| HEATING EQUIPMENT . . . . .  | 25 200  | 700                      | 3 300                      | 2 100                      | 2 800                      | 3 200                      | 2 000                      | 4 400                      | 2 400                      | 2 400                      | 2 100                  | 36300                    |

<sup>1</sup>LIMITED TO 1-FAMILY HOMES ON LESS THAN 10 ACRES AND NO BUSINESS ON PROPERTY.<sup>2</sup>COMPONENTS MAY NOT ADD TO TOTAL BECAUSE MORE THAN ONE IMPROVEMENT WAS MADE.



TABLE A-3. GROSS RENT OF RENTER OCCUPIED HOUSING UNITS: 1976

(DATA BASED ON SAMPLE, SEE TEXT. FOR MINIMUM BASE FOR DERIVED FIGURES (PERCENT, MEDIAN, ETC.) AND MEANING OF SYMBOLS, SEE TEXT)

| STANDARD METROPOLITAN STATISTICAL AREA<br>BALTIMORE, MD.<br>TOTAL                  | TOTAL   | LESS<br>THAN<br>\$70 | \$70<br>TO<br>\$99 | \$100<br>TO<br>\$124 | \$125<br>TO<br>\$149 | \$150<br>TO<br>\$174 | \$175<br>TO<br>\$199 | \$200<br>TO<br>\$249 | \$250<br>TO<br>\$349 | \$350<br>OR<br>MORE | NO<br>CASH<br>RENT | MEDIAN<br>(DOL-<br>LARS) |
|--|---------|----------------------|--------------------|----------------------|----------------------|----------------------|----------------------|----------------------|----------------------|---------------------|--------------------|--------------------------|
| SPECIFIED RENTER OCCUPIED <sup>1</sup> . . . . .                                   | 276 000 | 12 500               | 13 900             | 28 600               | 30 800               | 38 600               | 39 300               | 65 400               | 33 400               | 6 600               | 6 900              | 181                      |
| UNITS REPORTING AMOUNT PAID FOR GAR-<br>BAGE AND TRASH COLLECTION SERVICE. . . . . | 3 400   | -                    | -                  | 600                  | 200                  | 500                  | 200                  | 600                  | 1 100                | 200                 | 100                | ...                      |
| UNITS IN STRUCTURE   |         |                      |                    |                      |                      |                      |                      |                      |                      |                     |                    |                          |
| 1 . . . . .  | 102 000 | 6 800                | 3 200              | 7 800                | 7 700                | 16 500               | 13 100               | 23 200               | 15 400               | 3 700               | 4 600              | 187                      |
| 2 TO 4 . . . . .   | 64 400  | 1 900                | 6 800              | 12 900               | 14 700               | 11 900               | 8 200                | 4 400                | 1 800                | 200                 | 1 700              | 141                      |
| 5 TO 19 . . . . .  | 91 000  | 1 700                | 3 200              | 5 400                | 7 300                | 9 100                | 15 200               | 33 700               | 14 100               | 800                 | 500                | 205                      |
| 20 OR MORE . . . . .   | 17 300  | 2 100                | 800                | 2 300                | 800                  | 800                  | 2 400                | 4 000                | 1 900                | 2 000               | 200                | 192                      |
| MOBILE HOME OR TRAILER. . . . .  | 1 300   | -                    | -                  | 200                  | 300                  | 300                  | -                    | -                    | 200                  | -                   | -                  | ...                      |
| YEAR STRUCTURE BUILT   |         |                      |                    |                      |                      |                      |                      |                      |                      |                     |                    |                          |
| APRIL 1970 OR LATER . . . . .  | 38 100  | 600                  | 200                | 500                  | 2 500                | 3 200                | 3 600                | 17 100               | 8 900                | 1 300               | 300                | 224                      |
| 1965 TO MARCH 1970. . . . .  | 35 400  | 300                  | 300                | 900                  | 1 000                | 3 000                | 7 700                | 13 100               | 7 000                | 1 100               | 1 100              | 215                      |
| 1960 TO 1964. . . . .  | 22 200  | 300                  | 200                | 300                  | 500                  | 3 500                | 4 300                | 9 700                | 2 400                | 600                 | 500                | 209                      |
| 1950 TO 1959. . . . .  | 25 100  | 1 900                | 1 000              | 1 900                | 1 700                | 4 600                | 5 200                | 5 500                | 2 800                | 300                 | 200                | 181                      |
| 1940 TO 1939. . . . .  | 25 800  | 3 300                | 900                | 4 000                | 4 700                | 2 900                | 4 200                | 2 700                | 2 200                | 200                 | 600                | 147                      |
| 1939 OR EARLIER . . . . .  | 129 400 | 6 000                | 11 400             | 20 900               | 20 500               | 21 500               | 14 300               | 17 400               | 10 100               | 3 100               | 4 200              | 154                      |
| COMPLETE BATHROOMS   |         |                      |                    |                      |                      |                      |                      |                      |                      |                     |                    |                          |
| 1 . . . . .  | 222 600 | 11 800               | 12 000             | 26 200               | 29 700               | 34 700               | 35 900               | 51 200               | 15 600               | 1 100               | 4 300              | 170                      |
| 1 AND ONE-HALF. . . . .  | 25 100  | -                    | 200                | 1 100                | 500                  | 2 100                | 2 600                | 8 600                | 8 600                | 500                 | 1 000              | 232                      |
| 2 OR MORE . . . . .  | 24 200  | -                    | 200                | 800                  | 500                  | 1 100                | 800                  | 5 400                | 9 100                | 5 000               | 1 400              | 280                      |
| ALSO USED BY ANOTHER HOUSEHOLD. . . . .  | 1 600   | 500                  | 1 000              | -                    | 100                  | -                    | -                    | -                    | -                    | -                   | -                  | ...                      |
| NONE. . . . .  | 2 500   | 200                  | 600                | 500                  | -                    | 800                  | -                    | 200                  | -                    | -                   | 300                | ...                      |
| COMPLETE KITCHEN FACILITIES  |         |                      |                    |                      |                      |                      |                      |                      |                      |                     |                    |                          |
| FOR EXCLUSIVE USE OF HOUSEHOLD. . . . .  | 271 600 | 11 700               | 12 000             | 28 100               | 30 500               | 38 300               | 39 100               | 65 400               | 33 400               | 6 600               | 6 500              | 182                      |
| ALSO USED BY ANOTHER HOUSEHOLD. . . . .  | 200     | -                    | 200                | 200                  | -                    | -                    | -                    | -                    | -                    | -                   | -                  | ...                      |
| NO COMPLETE KITCHEN FACILITIES. . . . .  | 4 300   | 800                  | 1 900              | 300                  | 300                  | 300                  | 100                  | -                    | -                    | -                   | 500                | 87                       |
| ROOMS  |         |                      |                    |                      |                      |                      |                      |                      |                      |                     |                    |                          |
| 1 AND 2 ROOMS . . . . .  | 14 700  | 1 600                | 2 900              | 3 800                | 2 300                | 1 600                | 1 300                | 800                  | 300                  | -                   | 200                | 118                      |
| 3 ROOMS . . . . .  | 58 100  | 4 100                | 5 100              | 9 900                | 11 600               | 8 700                | 6 600                | 10 000               | 1 600                | 200                 | 500                | 145                      |
| 4 ROOMS . . . . .  | 83 200  | 3 900                | 2 600              | 6 900                | 8 600                | 13 400               | 15 200               | 22 500               | 8 300                | 700                 | 1 100              | 184                      |
| 5 ROOMS . . . . .  | 57 900  | 2 100                | 2 200              | 3 300                | 5 000                | 5 000                | 7 500                | 18 100               | 12 200               | 1 100               | 1 400              | 209                      |
| 6 ROOMS . . . . .  | 42 900  | 600                  | 800                | 3 300                | 1 900                | 7 400                | 7 100                | 10 500               | 7 400                | 1 800               | 2 100              | 197                      |
| 7 ROOMS OR MORE . . . . .  | 19 200  | 200                  | 300                | 1 400                | 1 400                | 2 500                | 1 700                | 3 500                | 3 500                | 2 900               | 1 700              | 217                      |
| MEDIAN. . . . .  | 4.3     | 3.6                  | 3.3                | 3.6                  | 3.7                  | 4.2                  | 4.3                  | 4.5                  | 5.0                  | 6.3                 | 5.6                | ...                      |
| BEDROOMS   |         |                      |                    |                      |                      |                      |                      |                      |                      |                     |                    |                          |
| NONE. . . . .  | 6 100   | 1 300                | 1 600              | 1 400                | 300                  | 300                  | 600                  | 500                  | -                    | -                   | -                  | 103                      |
| 1 . . . . .  | 85 000  | 4 400                | 6 100              | 12 500               | 14 600               | 12 000               | 11 400               | 17 900               | 4 100                | 700                 | 1 300              | 158                      |
| 2 . . . . .  | 111 800 | 4 600                | 4 100              | 10 000               | 11 000               | 16 200               | 17 400               | 30 300               | 14 800               | 1 600               | 1 800              | 188                      |
| 3 OR MORE . . . . .  | 73 100  | 2 200                | 2 100              | 4 700                | 4 900                | 10 000               | 9 800                | 16 700               | 14 500               | 4 300               | 3 900              | 203                      |
| PERSONS  |         |                      |                    |                      |                      |                      |                      |                      |                      |                     |                    |                          |
| 1 PERSON. . . . .  | 83 000  | 5 500                | 7 800              | 11 800               | 9 500                | 12 800               | 11 000               | 17 000               | 4 400                | 1 500               | 1 600              | 161                      |
| 2 PERSONS . . . . .  | 84 800  | 2 700                | 3 400              | 9 600                | 10 700               | 10 600               | 10 300               | 21 800               | 11 400               | 1 600               | 2 600              | 184                      |
| 3 PERSONS . . . . .  | 47 400  | 1 900                | 500                | 3 800                | 4 900                | 7 400                | 9 300                | 10 500               | 6 900                | 1 500               | 800                | 188                      |
| 4 PERSONS . . . . .  | 30 300  | 1 100                | 800                | 2 500                | 2 500                | 4 300                | 3 800                | 7 700                | 5 800                | 600                 | 1 200              | 196                      |
| 5 PERSONS . . . . .  | 15 000  | 600                  | 1 000              | 500                  | 1 800                | 1 300                | 2 200                | 4 400                | 2 300                | 500                 | 600                | 198                      |
| 6 PERSONS OR MORE . . . . .  | 15 400  | 600                  | 500                | 500                  | 1 400                | 2 200                | 2 700                | 3 900                | 2 600                | 900                 | 200                | 197                      |
| MEDIAN. . . . .  | 2.1     | 1.8                  | 1.5-               | 1.8                  | 2.0                  | 2.1                  | 2.3                  | 2.2                  | 2.6                  | 2.5                 | 2.2                | ...                      |
| UNITS WITH SUBFAMILIES. . . . .  | 3 400   | -                    | 200                | -                    | -                    | 600                  | 300                  | 1 300                | 900                  | -                   | 200                | ...                      |
| UNITS WITH NONRELATIVES . . . . .  | 21 700  | 300                  | 500                | 1 800                | 2 100                | 2 900                | 3 000                | 6 100                | 3 900                | 900                 | 300                | 202                      |
| PLUMBING FACILITIES BY PERSONS PER ROOM  |         |                      |                    |                      |                      |                      |                      |                      |                      |                     |                    |                          |
| WITH ALL PLUMBING FACILITIES. . . . .  | 272 900 | 11 800               | 12 300             | 28 400               | 30 700               | 38 300               | 39 300               | 65 400               | 33 400               | 6 600               | 6 700              | 182                      |
| 1.00 OR LESS. . . . .  | 259 700 | 11 000               | 11 700             | 26 900               | 28 400               | 36 900               | 37 200               | 62 700               | 31 800               | 6 400               | 6 700              | 182                      |
| 1.01 TO 1.50. . . . .  | 11 900  | 800                  | 500                | 1 200                | 2 100                | 1 200                | 2 000                | 2 700                | 1 100                | 200                 | -                  | 176                      |
| 1.51 OR MORE . . . . .   | 1 300   | -                    | 200                | 300                  | 200                  | 200                  | -                    | -                    | 500                  | -                   | -                  | ...                      |
| LACKING SOME OR ALL PLUMBING FACILITIES . . . . .                                  | 3 100   | 600                  | 1 600              | 100                  | 100                  | 300                  | -                    | -                    | -                    | -                   | 300                | ...                      |
| 1.00 OR LESS. . . . .  | 3 000   | 600                  | 1 400              | 100                  | 100                  | 300                  | -                    | -                    | -                    | -                   | 300                | ...                      |
| 1.01 TO 1.50. . . . .  | 200     | -                    | 200                | -                    | -                    | -                    | -                    | -                    | -                    | -                   | -                  | ...                      |
| 1.51 OR MORE. . . . .  | -       | -                    | -                  | -                    | -                    | -                    | -                    | -                    | -                    | -                   | -                  | ...                      |
| HOUSEHOLD COMPOSITION BY AGE OF HEAD   |         |                      |                    |                      |                      |                      |                      |                      |                      |                     |                    |                          |
| 2-OR-MORE-PERSON HOUSEHOLDS . . . . .  | 193 000 | 7 000                | 6 200              | 16 800               | 21 300               | 25 800               | 28 200               | 48 400               | 29 000               | 5 100               | 5 400              | 189                      |
| MALE HEAD, WIFE PRESENT, NO NONRELATIVES. . . . .                                  | 114 900 | 1 400                | 3 300              | 8 000                | 13 300               | 13 400               | 16 800               | 30 200               | 20 400               | 3 700               | 4 400              | 198                      |
| UNDER 25 YEARS. . . . .  | 17 500  | -                    | 500                | 800                  | 2 300                | 3 100                | 3 200                | 4 900                | 2 000                | -                   | 600                | 188                      |
| 25 TO 29 YEARS. . . . .  | 24 500  | 200                  | 300                | 1 400                | 2 500                | 2 900                | 3 800                | 7 700                | 4 400                | 800                 | 600                | 206                      |
| 30 TO 34 YEARS. . . . .  | 16 200  | -                    | 200                | 300                  | 1 300                | 1 400                | 2 300                | 5 000                | 4 400                | 300                 | 1 000              | 221                      |
| 35 TO 44 YEARS. . . . .  | 18 500  | 300                  | 200                | 1 800                | 2 200                | 1 700                | 3 600                | 3 900                | 3 100                | 900                 | 800                | 193                      |
| 45 TO 64 YEARS. . . . .  | 27 200  | 800                  | 1 600              | 2 900                | 3 400                | 3 100                | 2 900                | 5 400                | 5 200                | 1 400               | 600                | 188                      |
| 65 YEARS AND OVER . . . . .  | 11 000  | 200                  | 600                | 900                  | 1 600                | 1 100                | 900                  | 3 300                | 1 300                | 300                 | 800                | 193                      |
| OTHER MALE HEAD . . . . .  | 18 600  | 200                  | 600                | 1 600                | 1 300                | 3 000                | 2 400                | 5 200                | 2 800                | 1 100               | 500                | 200                      |
| UNDER 65 YEARS. . . . .  | 16 900  | 200                  | 500                | 1 300                | 1 300                | 3 000                | 2 200                | 4 600                | 2 700                | 900                 | 300                | 198                      |
| 65 YEARS AND OVER . . . . .  | 1 700   | -                    | 200                | 300                  | -                    | -                    | 200                  | 600                  | 200                  | 200                 | 200                | ...                      |
| FEMALE HEAD . . . . .  | 59 500  | 5 400                | 2 200              | 7 200                | 6 700                | 9 400                | 9 000                | 13 000               | 5 800                | 300                 | 500                | 170                      |
| UNDER 65 YEARS. . . . .  | 54 400  | 5 100                | 2 100              | 6 500                | 6 200                | 8 600                | 9 000                | 11 300               | 5 100                | 300                 | 200                | 170                      |
| 65 YEARS AND OVER . . . . .  | 5 100   | 300                  | 200                | 600                  | 500                  | 800                  | -                    | 1 700                | 600                  | -                   | 300                | 173                      |
| 1-PERSON HOUSEHOLDS . . . . .  | 83 000  | 5 500                | 7 800              | 11 800               | 9 500                | 12 800               | 11 000               | 17 000               | 4 400                | 1 500               | 1 600              | 161                      |
| UNDER 65 YEARS. . . . .  | 61 000  | 2 500                | 4 900              | 7 700                | 7 600                | 9 700                | 9 300                | 14 500               | 3 600                | 500                 | 600                | 168                      |
| 65 YEARS AND OVER . . . . .  | 22 000  | 3 000                | 2 900              | 4 100                | 1 900                | 3 200                | 1 800                | 2 500                | 800                  | 1 000               | 900                | 133                      |

<sup>1</sup>EXCLUDES 1-FAMILY HOMES ON 10 ACRES OR MORE.

TABLE A-3. GROSS RENT OF RENTER OCCUPIED HOUSING UNITS: 1976--CONTINUED

(DATA BASED ON SAMPLE, SEE TEXT. FOR MINIMUM BASE FOR DERIVED FIGURES (PERCENT, MEDIAN, ETC.) AND MEANING OF SYMBOLS, SEE TEXT)

| STANDARD METROPOLITAN STATISTICAL AREA<br>BALTIMORE, MD.<br>TOTAL | TOTAL   | LESS<br>THAN<br>\$70 | \$70<br>TO<br>\$99 | \$100<br>TO<br>\$124 | \$125<br>TO<br>\$149 | \$150<br>TO<br>\$174 | \$175<br>TO<br>\$199 | \$200<br>TO<br>\$249 | \$250<br>TO<br>\$349 | \$350<br>OR<br>MORE | NO<br>CASH<br>RENT | MEDIAN<br>(DOL-<br>LARS) |
|---|---------|----------------------|--------------------|----------------------|----------------------|----------------------|----------------------|----------------------|----------------------|---------------------|--------------------|--------------------------|
| SPECIFIED RENTER OCCUPIED <sup>1</sup> --CONTINUED                |         |                      |                    |                      |                      |                      |                      |                      |                      |                     |                    |                          |
| OWN CHILDREN UNDER 18 YEARS OLD BY AGE GROUP                      |         |                      |                    |                      |                      |                      |                      |                      |                      |                     |                    |                          |
| NO OWN CHILDREN UNDER 18 YEARS . . . . .                          | 178 800 | 7 700                | 11 500             | 20 700               | 20 100               | 24 100               | 23 300               | 41 900               | 20 100               | 4 400               | 4 900              | 178                      |
| WITH OWN CHILDREN UNDER 18 YEARS . . . . .                        | 97 200  | 4 800                | 2 400              | 7 900                | 10 700               | 14 500               | 16 000               | 23 500               | 13 300               | 2 100               | 2 000              | 186                      |
| UNDER 6 YEARS ONLY . . . . .                                      | 29 200  | 800                  | 300                | 2 500                | 2 600                | 4 800                | 5 100                | 8 500                | 4 100                | -                   | 500                | 190                      |
| 1 . . . . .   | 21 500  | 800                  | -                  | 1 700                | 1 900                | 3 600                | 4 000                | 6 100                | 3 300                | -                   | 200                | 191                      |
| 2 . . . . .   | 6 700   | -                    | -                  | 600                  | 800                  | 1 300                | 900                  | 2 100                | 800                  | -                   | 300                | 189                      |
| 3 OR MORE . . . . .   | 1 000   | -                    | 300                | 200                  | -                    | -                    | 100                  | 300                  | -                    | -                   | -                  | ...                      |
| 6 TO 17 YEARS ONLY . . . . .                                      | 50 900  | 2 700                | 2 100              | 4 100                | 5 300                | 7 600                | 7 400                | 11 900               | 6 800                | 1 700               | 1 200              | 185                      |
| 1 . . . . .   | 22 200  | 1 000                | 600                | 2 500                | 3 300                | 4 300                | 3 500                | 4 400                | 1 900                | 600                 | 200                | 170                      |
| 2 . . . . .   | 14 600  | 900                  | 500                | 600                  | 1 100                | 1 600                | 2 300                | 3 500                | 2 800                | 300                 | 900                | 197                      |
| 3 OR MORE . . . . .   | 14 100  | 800                  | 1 000              | 1 000                | 800                  | 1 700                | 1 700                | 4 100                | 2 200                | 700                 | 200                | 200                      |
| BOTH AGE GROUPS . . . . .   | 17 100  | 1 300                | -                  | 1 300                | 2 800                | 2 100                | 3 500                | 3 100                | 2 400                | 500                 | 300                | 182                      |
| 2 . . . . .   | 8 500   | 600                  | -                  | 600                  | 1 200                | 1 200                | 2 400                | 1 600                | 600                  | 100                 | -                  | 180                      |
| 3 OR MORE . . . . .   | 8 700   | 600                  | -                  | 600                  | 1 500                | 800                  | 1 100                | 1 600                | 1 700                | 300                 | 300                | 187                      |
| YEARS OF SCHOOL COMPLETED BY HEAD                                 |         |                      |                    |                      |                      |                      |                      |                      |                      |                     |                    |                          |
| NO SCHOOL YEARS COMPLETED . . . . .                               | 1 900   | -                    | -                  | 600                  | -                    | 200                  | 200                  | 800                  | -                    | -                   | 100                | ...                      |
| ELEMENTARY:   |         |                      |                    |                      |                      |                      |                      |                      |                      |                     |                    |                          |
| LESS THAN 8 YEARS . . . . .                                       | 34 500  | 5 400                | 4 300              | 5 600                | 5 300                | 3 800                | 3 100                | 3 800                | 1 900                | -                   | 1 300              | 131                      |
| 8 YEARS . . . . .   | 17 500  | 1 100                | 1 800              | 3 000                | 3 300                | 2 800                | 2 700                | 2 200                | 900                  | 200                 | 300                | 145                      |
| HIGH SCHOOL:  |         |                      |                    |                      |                      |                      |                      |                      |                      |                     |                    |                          |
| 1 TO 3 YEARS . . . . .  | 58 600  | 2 600                | 3 100              | 7 400                | 8 500                | 10 400               | 7 200                | 12 000               | 5 400                | 500                 | 1 400              | 166                      |
| 4 YEARS . . . . .   | 85 200  | 2 800                | 2 900              | 7 800                | 9 200                | 15 100               | 13 200               | 21 300               | 9 500                | 2 200               | 1 100              | 183                      |
| COLLEGE:  |         |                      |                    |                      |                      |                      |                      |                      |                      |                     |                    |                          |
| 1 TO 3 YEARS . . . . .  | 36 000  | 200                  | 600                | 1 600                | 1 900                | 5 000                | 6 200                | 10 700               | 8 200                | 1 100               | 500                | 210                      |
| 4 YEARS OR MORE . . . . .   | 42 400  | 500                  | 1 300              | 2 600                | 2 500                | 2 100                | 6 600                | 14 600               | 7 400                | 2 700               | 2 300              | 215                      |
| MEDIAN . . . . .  | 12.3    | 8.8                  | 9.7                | 10.8                 | 11.3                 | 12.2                 | 12.5                 | 12.6                 | 12.9                 | 14.5                | 12.3               | ...                      |
| YEAR HEAD MOVED INTO UNIT   |         |                      |                    |                      |                      |                      |                      |                      |                      |                     |                    |                          |
| 1975 OR LATER . . . . .   | 115 800 | 2 200                | 4 100              | 7 700                | 12 100               | 15 300               | 16 000               | 33 000               | 19 200               | 3 900               | 2 300              | 198                      |
| MOVED IN WITHIN PAST 12 MONTHS . . . . .                          | 82 200  | 1 100                | 3 200              | 5 700                | 8 000                | 11 600               | 11 600               | 22 900               | 13 600               | 3 200               | 1 200              | 198                      |
| APRIL 1970 TO 1974 . . . . .                                      | 90 700  | 4 600                | 3 800              | 10 600               | 11 100               | 11 300               | 14 200               | 21 500               | 9 800                | 1 900               | 1 900              | 180                      |
| 1965 TO MARCH 1970 . . . . .                                      | 42 100  | 2 400                | 3 000              | 5 800                | 4 300                | 8 100                | 5 500                | 8 200                | 3 600                | 300                 | 900                | 165                      |
| 1960 TO 1964 . . . . .  | 14 400  | 1 100                | 1 400              | 2 100                | 2 100                | 2 600                | 1 900                | 2 400                | 500                  | 300                 | 200                | 155                      |
| 1950 TO 1959 . . . . .  | 9 900   | 1 600                | 1 300              | 1 900                | 800                  | 1 100                | 1 500                | 300                  | 300                  | 200                 | 900                | 120                      |
| 1949 OR EARLIER . . . . .   | 3 100   | 600                  | 300                | 500                  | 500                  | 300                  | 200                  | -                    | -                    | -                   | 800                | ...                      |
| GROSS RENT AS PERCENTAGE OF INCOME                                |         |                      |                    |                      |                      |                      |                      |                      |                      |                     |                    |                          |
| LESS THAN 10 PERCENT . . . . .                                    | 15 300  | 2 400                | 1 600              | 2 400                | 2 600                | 2 400                | 1 600                | 1 300                | 1 200                | -                   | -                  | 138                      |
| 10 TO 14 PERCENT . . . . .  | 45 300  | 600                  | 3 200              | 5 500                | 4 400                | 4 600                | 7 400                | 13 000               | 5 400                | 1 200               | -                  | 189                      |
| 15 TO 19 PERCENT . . . . .  | 50 100  | 1 900                | 900                | 3 800                | 6 100                | 7 200                | 7 900                | 12 800               | 8 600                | 800                 | -                  | 190                      |
| 20 TO 24 PERCENT . . . . .  | 44 300  | 5 400                | 1 900              | 2 000                | 3 800                | 7 300                | 6 300                | 10 200               | 5 600                | 1 900               | -                  | 182                      |
| 25 TO 34 PERCENT . . . . .  | 45 300  | 1 400                | 1 300              | 3 000                | 4 600                | 8 100                | 6 600                | 12 900               | 6 500                | 800                 | -                  | 190                      |
| 35 PERCENT OR MORE . . . . .                                      | 67 500  | 800                  | 4 900              | 11 500               | 9 300                | 8 900                | 9 500                | 14 900               | 5 700                | 1 900               | -                  | 169                      |
| NOT COMPUTED . . . . .  | 8 200   | -                    | 200                | 300                  | -                    | 200                  | -                    | 300                  | 300                  | -                   | 6 900              | ...                      |
| MEDIAN . . . . .  | 23      | 21                   | 23                 | 26                   | 23                   | 23                   | 22                   | 23                   | 21                   | 23                  | -                  | ...                      |
| HEATING EQUIPMENT   |         |                      |                    |                      |                      |                      |                      |                      |                      |                     |                    |                          |
| WARM-AIR FURNACE . . . . .  | 155 200 | 4 100                | 3 700              | 9 500                | 11 100               | 18 600               | 25 800               | 52 200               | 23 800               | 3 600               | 2 900              | 203                      |
| HEAT PUMP . . . . .   | 200     | -                    | -                  | -                    | -                    | -                    | -                    | -                    | -                    | -                   | 200                | -                        |
| STEAM OR HOT WATER . . . . .                                      | 100 800 | 7 000                | 7 200              | 16 000               | 16 500               | 16 400               | 12 300               | 11 300               | 7 900                | 2 900               | 3 300              | 153                      |
| BUILT-IN ELECTRIC UNITS . . . . .                                 | 5 000   | 500                  | 500                | 200                  | 1 300                | 800                  | 200                  | 1 000                | 800                  | -                   | -                  | 155                      |
| FLOOR, WALL, OR PIPELESS FURNACE . . . . .                        | 3 800   | -                    | -                  | 600                  | 300                  | 1 200                | 400                  | 500                  | 700                  | -                   | -                  | 169                      |
| OTHER MEANS . . . . .   | 10 700  | 900                  | 2 500              | 2 200                | 1 700                | 1 600                | 600                  | 500                  | 100                  | -                   | 600                | 118                      |
| NONE . . . . .  | 300     | -                    | 200                | 200                  | -                    | -                    | -                    | -                    | -                    | -                   | -                  | ...                      |
| AIR CONDITIONING  |         |                      |                    |                      |                      |                      |                      |                      |                      |                     |                    |                          |
| ROOM UNIT(S) . . . . .  | 71 900  | 2 200                | 4 100              | 7 200                | 11 300               | 12 900               | 10 600               | 11 000               | 8 300                | 1 700               | 2 600              | 168                      |
| CENTRAL SYSTEM . . . . .  | 94 800  | 800                  | 1 000              | 2 400                | 3 500                | 5 900                | 15 300               | 42 300               | 18 900               | 3 800               | 1 000              | 221                      |
| NONE . . . . .  | 109 300 | 9 500                | 8 900              | 19 000               | 16 100               | 19 800               | 13 400               | 12 100               | 6 200                | 1 100               | 3 300              | 148                      |
| ELEVATOR IN STRUCTURE   |         |                      |                    |                      |                      |                      |                      |                      |                      |                     |                    |                          |
| 4 FLOORS OR MORE . . . . .  | 17 700  | 1 900                | 1 000              | 2 800                | 1 100                | 1 500                | 1 600                | 3 500                | 1 900                | 2 000               | 300                | 180                      |
| WITH ELEVATOR . . . . .   | 13 900  | 1 900                | 800                | 2 000                | 600                  | 800                  | 1 300                | 2 400                | 1 800                | 2 000               | 200                | 187                      |
| WALK-UP . . . . .   | 3 800   | -                    | 200                | 800                  | 500                  | 700                  | 300                  | 1 100                | 200                  | -                   | 200                | ...                      |
| 1 TO 3 FLOORS . . . . .   | 258 300 | 10 600               | 12 900             | 25 800               | 29 700               | 37 100               | 37 700               | 61 800               | 31 400               | 4 600               | 6 600              | 181                      |
| BASEMENT  |         |                      |                    |                      |                      |                      |                      |                      |                      |                     |                    |                          |
| WITH BASEMENT . . . . .   | 184 600 | 6 200                | 11 900             | 21 600               | 22 000               | 26 300               | 27 400               | 38 300               | 20 100               | 5 500               | 5 200              | 176                      |
| NO BASEMENT . . . . .   | 91 400  | 6 300                | 2 100              | 7 000                | 8 800                | 12 300               | 11 900               | 27 100               | 13 200               | 1 100               | 1 700              | 192                      |
| SOURCE OF WATER   |         |                      |                    |                      |                      |                      |                      |                      |                      |                     |                    |                          |
| PUBLIC SYSTEM OR PRIVATE COMPANY . . . . .                        | 262 800 | 12 500               | 13 200             | 27 400               | 29 900               | 36 600               | 38 500               | 63 200               | 31 200               | 5 600               | 4 600              | 181                      |
| INDIVIDUAL WELL . . . . .   | 13 100  | -                    | 800                | 1 200                | 900                  | 1 900                | 800                  | 2 200                | 2 100                | 900                 | 2 300              | 194                      |
| OTHER . . . . .   | 200     | -                    | -                  | -                    | -                    | 200                  | -                    | -                    | -                    | -                   | -                  | ...                      |
| SEWAGE DISPOSAL   |         |                      |                    |                      |                      |                      |                      |                      |                      |                     |                    |                          |
| PUBLIC SEWER . . . . .  | 258 800 | 12 300               | 13 200             | 27 500               | 29 800               | 36 500               | 38 100               | 62 900               | 29 900               | 4 600               | 4 100              | 180                      |
| SEPTIC TANK OR CESSPOOL . . . . .                                 | 16 100  | 200                  | 400                | 900                  | 1 100                | 1 900                | 1 200                | 2 500                | 3 500                | 2 000               | 2 500              | 223                      |
| OTHER . . . . .   | 1 100   | -                    | 300                | 100                  | -                    | 300                  | -                    | -                    | -                    | -                   | 300                | ...                      |
| HOUSE HEATING FUEL  |         |                      |                    |                      |                      |                      |                      |                      |                      |                     |                    |                          |
| UTILITY GAS . . . . .   | 140 900 | 5 100                | 5 200              | 10 500               | 10 000               | 18 300               | 21 500               | 44 400               | 22 200               | 2 100               | 1 800              | 198                      |
| BOTTLED, TANK, OR LP GAS . . . . .                                | 1 500   | 100                  | -                  | 100                  | 100                  | 200                  | -                    | -                    | 500                  | -                   | 500                | ...                      |
| FUEL OIL, KEROSENE, ETC. . . . .                                  | 114 000 | 6 300                | 7 800              | 16 900               | 18 300               | 18 400               | 15 300               | 14 700               | 8 500                | 3 600               | 4 200              | 157                      |
| ELECTRICITY . . . . .   | 17 500  | 800                  | 600                | 500                  | 2 100                | 1 600                | 2 000                | 6 300                | 2 200                | 1 000               | 500                | 207                      |
| COAL OR COKE . . . . .  | 1 300   | -                    | 200                | 500                  | -                    | 200                  | 500                  | -                    | -                    | -                   | -                  | ...                      |
| WOOD . . . . .  | 200     | 200                  | -                  | -                    | -                    | -                    | -                    | -                    | -                    | -                   | -                  | ...                      |
| OTHER FUEL . . . . .  | 300     | -                    | -                  | -                    | 300                  | -                    | -                    | -                    | -                    | -                   | -                  | ...                      |
| NONE . . . . .  | 300     | -                    | 200                | 200                  | -                    | -                    | -                    | -                    | -                    | -                   | -                  | ...                      |

<sup>1</sup>EXCLUDES 1-FAMILY HOMES ON 10 ACRES OR MORE.

TABLE A-3. GROSS RENT OF RENTER OCCUPIED HOUSING UNITS: 1976--CONTINUED

(DATA BASED ON SAMPLE, SEE TEXT, FOR MINIMUM BASE FOR DERIVED FIGURES (PERCENT, MEDIAN, ETC.) AND MEANING OF SYMBOLS, SEE TEXT)

| STANDARD METROPOLITAN STATISTICAL AREA<br>BALTIMORE, MD.<br>TOTAL  | TOTAL   | LESS<br>THAN<br>\$70 | \$70<br>TO<br>\$99 | \$100<br>TO<br>\$124 | \$125<br>TO<br>\$149 | \$150<br>TO<br>\$174 | \$175<br>TO<br>\$199 | \$200<br>TO<br>\$249 | \$250<br>TO<br>\$349 | \$350<br>OR<br>MORE | NO<br>CASH<br>RENT | MEDIAN<br>(DOL-<br>LARS) |
|--|---------|----------------------|--------------------|----------------------|----------------------|----------------------|----------------------|----------------------|----------------------|---------------------|--------------------|--------------------------|
| SPECIFIED RENTER OCCUPIED <sup>1</sup> --CONTINUED                 |         |                      |                    |                      |                      |                      |                      |                      |                      |                     |                    |                          |
| COOKING FUEL   |         |                      |                    |                      |                      |                      |                      |                      |                      |                     |                    |                          |
| UTILITY GAS . . . . .  | 224 100 | 10 900               | 10 600             | 25 000               | 25 800               | 34 100               | 34 000               | 52 200               | 25 000               | 3 200               | 3 200              | 178                      |
| BOTTLED, TANK, OR LP GAS. . . . .                                  | 10 400  | 100                  | 800                | 1 200                | 1 400                | 1 500                | 800                  | 900                  | 2 000                | -                   | 1 700              | 163                      |
| ELECTRICITY . . . . .  | 39 400  | 600                  | 1 400              | 2 400                | 3 600                | 3 000                | 4 500                | 12 200               | 6 400                | 3 400               | 1 900              | 213                      |
| FUEL OIL, KEROSENE, ETC.. . . . .                                  | 200     | -                    | 200                | -                    | -                    | -                    | -                    | -                    | -                    | -                   | -                  | ...                      |
| COAL OR COKE . . . . .   | -       | -                    | -                  | -                    | -                    | -                    | -                    | -                    | -                    | -                   | -                  | ...                      |
| WOOD . . . . .   | 200     | 200                  | -                  | -                    | -                    | -                    | -                    | -                    | -                    | -                   | -                  | ...                      |
| OTHER FUEL . . . . .   | -       | -                    | -                  | -                    | -                    | -                    | -                    | -                    | -                    | -                   | -                  | ...                      |
| NONE . . . . .   | 1 800   | 600                  | 1 000              | -                    | -                    | -                    | -                    | -                    | -                    | -                   | 200                | ...                      |
| INCLUSION IN RENT  |         |                      |                    |                      |                      |                      |                      |                      |                      |                     |                    |                          |
| PARKING FACILITIES . . . . .                                       | 264 400 | 12 200               | 13 800             | 28 100               | 30 700               | 38 000               | 38 800               | 63 900               | 33 000               | 5 900               | NA                 | 181                      |
| GARBAGE AND TRASH COLLECTION . . . . .                             | 272 600 | 12 500               | 13 900             | 27 900               | 30 700               | 38 100               | 39 100               | 64 800               | 32 300               | 6 400               | 6 800              | 181                      |
| FURNITURE . . . . .  | 15 700  | 1 000                | 2 900              | 4 100                | 3 500                | 1 900                | 900                  | 800                  | 600                  | -                   | NA                 | 123                      |
| PUBLIC OR SUBSIDIZED HOUSING <sup>2</sup>                          |         |                      |                    |                      |                      |                      |                      |                      |                      |                     |                    |                          |
| UNITS IN PUBLIC HOUSING PROJECT . . . . .                          | 28 800  | 8 700                | 2 400              | 3 000                | 3 500                | 4 000                | 3 000                | 3 400                | 600                  | -                   | 200                | 126                      |
| PRIVATE UNITS . . . . .  | 243 700 | 3 800                | 11 300             | 25 100               | 26 900               | 33 900               | 35 300               | 62 000               | 32 400               | 6 600               | 6 500              | 187                      |
| WITH GOVERNMENT RENT SUBSIDIES . . . . .                           | 6 700   | 200                  | 800                | 600                  | 2 000                | 1 300                | 1 400                | 500                  | -                    | -                   | -                  | 146                      |
| NOT REPORTED . . . . .   | 2 500   | -                    | 200                | 300                  | 300                  | 500                  | 800                  | -                    | 200                  | -                   | 300                | ...                      |
| OWNER OR MANAGER ON PROPERTY                                       |         |                      |                    |                      |                      |                      |                      |                      |                      |                     |                    |                          |
| 2 OR MORE UNITS IN STRUCTURE . . . . .                             | 172 700 | 5 700                | 10 800             | 20 600               | 22 800               | 21 800               | 25 800               | 42 200               | 17 800               | 2 900               | 2 400              | 178                      |
| WITH OWNER ON PROPERTY . . . . .                                   | 21 600  | 900                  | 2 700              | 2 700                | 4 700                | 2 800                | 2 800                | 1 900                | 1 200                | 800                 | 1 100              | 145                      |
| WITH RESIDENT MANAGER OR SUPERINTENDENT ON<br>PROPERTY . . . . .   | 76 300  | 1 300                | 1 900              | 5 100                | 4 300                | 7 000                | 13 200               | 29 200               | 11 400               | 1 800               | 1 100              | 208                      |
| 1 UNIT IN STRUCTURE (INCLUDES MOBILE HOME OR<br>TRAILER) . . . . . | 103 300 | 6 800                | 3 200              | 8 000                | 8 000                | 16 900               | 13 400               | 23 200               | 15 500               | 3 700               | 4 600              | 187                      |
| OWNED SECOND HOME  |         |                      |                    |                      |                      |                      |                      |                      |                      |                     |                    |                          |
| YES . . . . .  | 5 400   | -                    | 200                | 800                  | 300                  | 300                  | 500                  | 1 000                | 1 700                | 200                 | 500                | 220                      |
| NO . . . . .   | 270 600 | 12 500               | 13 800             | 27 800               | 30 500               | 38 300               | 38 800               | 64 400               | 31 700               | 6 400               | 6 500              | 181                      |
| AUTOMOBILES AND TRUCKS AVAILABLE                                   |         |                      |                    |                      |                      |                      |                      |                      |                      |                     |                    |                          |
| AUTOMOBILES AVAILABLE:   |         |                      |                    |                      |                      |                      |                      |                      |                      |                     |                    |                          |
| 1 . . . . .  | 125 600 | 1 200                | 3 100              | 9 800                | 13 800               | 19 200               | 22 400               | 35 300               | 14 700               | 1 800               | 4 200              | 190                      |
| 2 . . . . .  | 46 200  | 200                  | 200                | 1 600                | 2 800                | 3 300                | 6 100                | 15 000               | 12 300               | 3 700               | 1 100              | 228                      |
| 3 OR MORE . . . . .  | 6 800   | -                    | -                  | 200                  | 300                  | 300                  | 500                  | 2 200                | 2 800                | 600                 | -                  | 248                      |
| NONE . . . . .   | 97 300  | 11 100               | 10 600             | 17 100               | 13 900               | 15 900               | 10 400               | 12 900               | 3 500                | 500                 | 1 600              | 141                      |
| TRUCKS AVAILABLE:  |         |                      |                    |                      |                      |                      |                      |                      |                      |                     |                    |                          |
| 1 . . . . .  | 17 800  | 500                  | 300                | 1 400                | 1 200                | 1 700                | 2 300                | 4 300                | 4 200                | 500                 | 1 400              | 209                      |
| 2 OR MORE . . . . .  | 900     | -                    | -                  | -                    | -                    | -                    | 300                  | -                    | 500                  | 200                 | -                  | ...                      |
| NONE . . . . .   | 257 300 | 12 000               | 13 600             | 27 200               | 29 600               | 36 900               | 36 600               | 61 100               | 28 700               | 6 000               | 5 600              | 179                      |
| FAILURES IN PLUMBING AND EQUIPMENT                                 |         |                      |                    |                      |                      |                      |                      |                      |                      |                     |                    |                          |
| UNITS OCCUPIED 3 MONTHS OR LONGER                                  |         |                      |                    |                      |                      |                      |                      |                      |                      |                     |                    |                          |
| UNUSABLE 6 HOURS OR LONGER:  | 252 900 | 12 300               | 12 600             | 26 800               | 29 100               | 35 300               | 36 300               | 59 400               | 29 000               | 5 200               | 6 800              | 180                      |
| WATER SUPPLY . . . . .   | 12 400  | 1 000                | 300                | 900                  | 1 100                | 1 600                | 2 500                | 3 300                | 1 200                | -                   | 500                | 185                      |
| SEWAGE DISPOSAL . . . . .  | 2 700   | 200                  | -                  | -                    | 300                  | 500                  | 1 000                | 600                  | 200                  | -                   | -                  | ...                      |
| FLUSH TOILET . . . . .   | 8 400   | 300                  | 200                | 1 600                | 1 600                | 1 300                | 1 900                | 1 200                | 300                  | -                   | -                  | 161                      |
| UNITS OCCUPIED LAST WINTER   |         |                      |                    |                      |                      |                      |                      |                      |                      |                     |                    |                          |
| UNUSABLE 6 HOURS OR LONGER:  | 229 500 | 11 900               | 11 900             | 25 300               | 27 300               | 30 800               | 32 500               | 53 100               | 26 000               | 4 600               | 6 200              | 178                      |
| HEATING EQUIPMENT . . . . .  | 27 800  | 1 400                | 1 300              | 3 900                | 3 200                | 5 400                | 4 000                | 4 400                | 2 900                | 600                 | 600                | 167                      |

<sup>1</sup>EXCLUDES 1-FAMILY HOMES ON 10 ACRES OR MORE.  
<sup>2</sup>EXCLUDES MOBILE HOMES AND TRAILERS.

TABLE A-4. INCOME OF FAMILIES AND PRIMARY INDIVIDUALS IN OWNER AND RENTER OCCUPIED HOUSING UNITS WITH BLACK HOUSEHOLD HEAD: 1976

(DATA BASED ON SAMPLE, SEE TEXT. FOR MINIMUM BASE FOR DERIVED FIGURES (PERCENT, MEDIAN, ETC.) AND MEANING OF SYMBOLS, SEE TEXT)

| STANDARD METROPOLITAN STATISTICAL AREA<br>BALTIMORE, MD.<br>TOTAL | TOTAL  | LESS<br>THAN<br>\$3,000 | \$3,000<br>TO<br>\$4,999 | \$5,000<br>TO<br>\$6,999 | \$7,000<br>TO<br>\$9,999 | \$10,000<br>TO<br>\$14,999 | \$15,000<br>TO<br>\$19,999 | \$20,000<br>TO<br>\$24,999 | \$25,000<br>OR<br>MORE | MEDIAN<br>(DOLLARS) |
|---|--------|-------------------------|--------------------------|--------------------------|--------------------------|----------------------------|----------------------------|----------------------------|------------------------|---------------------|
| OWNER OCCUPIED HOUSING UNITS . . . . .                            | 52 300 | 4 300                   | 3 600                    | 5 800                    | 5 600                    | 8 000                      | 10 700                     | 4 600                      | 9 700                  | 14200               |
| YEAR STRUCTURE BUILT  |        |                         |                          |                          |                          |                            |                            |                            |                        |                     |
| APRIL 1970 OR LATER. . . . .                                      | 2 800  | -                       | -                        | -                        | 500                      | 500                        | 800                        | 300                        | 800                    | ...                 |
| 1965 TO MARCH 1970 . . . . .                                      | 1 700  | -                       | 200                      | 100                      | -                        | 200                        | 500                        | 300                        | 500                    | ...                 |
| 1960 TO 1964 . . . . .  | 2 800  | -                       | 300                      | 100                      | 500                      | -                          | 600                        | 500                        | 800                    | ...                 |
| 1950 TO 1959 . . . . .  | 7 200  | 200                     | -                        | 100                      | 900                      | 1 300                      | 1 500                      | 800                        | 2 400                  | 18700               |
| 1940 TO 1949 . . . . .  | 8 300  | 300                     | 300                      | 800                      | 1 000                    | 800                        | 2 100                      | 1 300                      | 1 700                  | 17200               |
| 1939 OR EARLIER. . . . .  | 29 500 | 3 800                   | 2 800                    | 4 600                    | 2 800                    | 5 300                      | 5 300                      | 1 400                      | 3 500                  | 10700               |
| COMPLETE BATHROOMS  |        |                         |                          |                          |                          |                            |                            |                            |                        |                     |
| 1 . . . . .   | 23 000 | 2 400                   | 2 000                    | 3 300                    | 2 700                    | 3 300                      | 4 900                      | 1 900                      | 2 500                  | 11600               |
| 1 AND ONE-HALF . . . . .  | 16 300 | 800                     | 600                      | 1 600                    | 1 800                    | 2 100                      | 3 800                      | 1 400                      | 4 200                  | 16700               |
| 2 OR MORE . . . . .   | 11 700 | 800                     | 600                      | 900                      | 1 000                    | 2 500                      | 1 900                      | 900                        | 3 000                  | 15000               |
| ALSO USED BY ANOTHER HOUSEHOLD                                    | -      | -                       | -                        | -                        | -                        | -                          | -                          | -                          | -                      | -                   |
| NONE . . . . .  | 1 300  | 300                     | 300                      | -                        | 100                      | 100                        | 100                        | 300                        | -                      | ...                 |
| COMPLETE KITCHEN FACILITIES                                       |        |                         |                          |                          |                          |                            |                            |                            |                        |                     |
| FOR EXCLUSIVE USE OF HOUSEHOLD                                    | 51 300 | 4 000                   | 3 300                    | 5 800                    | 5 600                    | 7 900                      | 10 600                     | 4 400                      | 9 700                  | 14400               |
| ALSO USED BY ANOTHER HOUSEHOLD                                    | -      | -                       | -                        | -                        | -                        | -                          | -                          | -                          | -                      | -                   |
| NO COMPLETE KITCHEN FACILITIES                                    | 1 000  | 300                     | 300                      | -                        | -                        | 100                        | 100                        | 200                        | -                      | ...                 |
| ROOMS   |        |                         |                          |                          |                          |                            |                            |                            |                        |                     |
| 3 ROOMS OR LESS. . . . .  | 600    | 300                     | -                        | 200                      | -                        | -                          | 100                        | -                          | -                      | ...                 |
| 4 ROOMS. . . . .  | 1 500  | 100                     | 100                      | 500                      | 300                      | 200                        | 300                        | -                          | -                      | ...                 |
| 5 ROOMS. . . . .  | 6 900  | 600                     | 900                      | 300                      | 1 600                    | 800                        | 2 000                      | 600                        | 200                    | 10600               |
| 6 ROOMS. . . . .  | 26 800 | 2 300                   | 1 900                    | 2 700                    | 2 700                    | 4 500                      | 5 700                      | 2 200                      | 4 600                  | 14100               |
| 7 ROOMS OR MORE. . . . .  | 16 500 | 1 000                   | 600                      | 2 200                    | 1 000                    | 2 600                      | 2 500                      | 1 700                      | 4 900                  | 16700               |
| MEDIAN . . . . .  | 6.1    | 6.0                     | ...                      | 6.2                      | 5.8                      | 6.2                        | 6.0                        | 6.2                        | 6.5+                   | ...                 |
| BEDROOMS  |        |                         |                          |                          |                          |                            |                            |                            |                        |                     |
| NONE AND 1 . . . . .  | 1 100  | 600                     | -                        | 200                      | 200                      | -                          | 100                        | -                          | -                      | ...                 |
| 2 . . . . .   | 6 600  | 400                     | 600                      | 900                      | 1 400                    | 800                        | 1 700                      | 100                        | 600                    | 10000               |
| 3 OR MORE. . . . .  | 44 600 | 3 200                   | 3 000                    | 4 800                    | 4 100                    | 7 200                      | 8 900                      | 4 400                      | 9 000                  | 15000               |
| PERSONS   |        |                         |                          |                          |                          |                            |                            |                            |                        |                     |
| 1 PERSON . . . . .  | 7 300  | 2 000                   | 1 700                    | 900                      | 1 400                    | 500                        | 500                        | -                          | 300                    | 5000                |
| 2 PERSONS. . . . .  | 10 900 | 1 400                   | 1 100                    | 1 800                    | 1 200                    | 1 000                      | 2 700                      | 500                        | 1 200                  | 9900                |
| 3 PERSONS. . . . .  | 11 800 | 500                     | 200                      | 1 600                    | 1 100                    | 1 400                      | 3 000                      | 1 600                      | 2 400                  | 16800               |
| 4 PERSONS. . . . .  | 9 900  | 200                     | 200                      | 100                      | 1 000                    | 2 100                      | 2 400                      | 1 400                      | 2 600                  | 18000               |
| 5 PERSONS. . . . .  | 5 500  | 200                     | 200                      | 500                      | 500                      | 1 400                      | 1 000                      | 500                        | 1 400                  | 15300               |
| 6 PERSONS OR MORE. . . . .  | 7 000  | -                       | 300                      | 900                      | 500                      | 1 600                      | 1 300                      | 600                        | 1 700                  | 15600               |
| MEDIAN . . . . .  | 3.2    | 1.6                     | ...                      | 2.6                      | 2.7                      | 4.0                        | 3.2                        | 3.6                        | 3.8                    | ...                 |
| UNITS WITH SUBFAMILIES . . . . .                                  | 1 700  | -                       | 200                      | 100                      | 200                      | 300                        | 300                        | 200                        | 500                    | ...                 |
| UNITS WITH NONRELATIVES. . . . .                                  | 4 500  | 800                     | 500                      | 900                      | 500                      | 700                        | 800                        | 300                        | -                      | 7000                |
| PLUMBING FACILITIES BY PERSONS PER ROOM                           |        |                         |                          |                          |                          |                            |                            |                            |                        |                     |
| WITH ALL PLUMBING FACILITIES . . . . .                            | 51 000 | 4 000                   | 3 300                    | 5 800                    | 5 500                    | 7 900                      | 10 600                     | 4 300                      | 9 700                  | 14400               |
| 1.00 OR LESS . . . . .  | 48 800 | 4 000                   | 3 300                    | 5 700                    | 5 300                    | 7 100                      | 9 900                      | 4 300                      | 9 200                  | 14300               |
| 1.01 TO 1.50 . . . . .  | 1 800  | -                       | -                        | -                        | 200                      | 800                        | 500                        | -                          | 300                    | ...                 |
| 1.51 OR MORE . . . . .  | 500    | -                       | -                        | 200                      | -                        | -                          | 200                        | -                          | 200                    | ...                 |
| LACKING SOME OR ALL PLUMBING FACILITIES. . . . .                  | 1 300  | 300                     | 300                      | -                        | 100                      | 100                        | 100                        | 300                        | -                      | ...                 |
| 1.00 OR LESS . . . . .  | 1 300  | 300                     | 300                      | -                        | -                        | 100                        | 100                        | -                          | -                      | ...                 |
| 1.01 TO 1.50 . . . . .  | 400    | -                       | -                        | -                        | 100                      | -                          | -                          | 300                        | -                      | ...                 |
| 1.51 OR MORE . . . . .  | -      | -                       | -                        | -                        | -                        | -                          | -                          | -                          | -                      | ...                 |
| HOUSEHOLD COMPOSITION BY AGE OF HEAD                              |        |                         |                          |                          |                          |                            |                            |                            |                        |                     |
| 2-OR-MORE-PERSON HOUSEHOLDS. . . . .                              | 45 000 | 2 300                   | 1 900                    | 4 900                    | 4 200                    | 7 500                      | 10 200                     | 4 600                      | 9 400                  | 15800               |
| MALE HEAD, WIFE PRESENT, NO NONRELATIVES . . . . .                | 29 700 | 800                     | 900                      | 2 400                    | 2 000                    | 4 100                      | 7 700                      | 3 500                      | 8 200                  | 18000               |
| UNDER 25 YEARS . . . . .  | 500    | -                       | -                        | -                        | -                        | 300                        | 200                        | -                          | -                      | ...                 |
| 25 TO 29 YEARS . . . . .  | 1 600  | -                       | -                        | -                        | -                        | 300                        | 1 000                      | 200                        | 200                    | ...                 |
| 30 TO 34 YEARS . . . . .  | 2 500  | -                       | -                        | -                        | 200                      | 500                        | 600                        | 600                        | 600                    | ...                 |
| 35 TO 44 YEARS . . . . .  | 5 700  | -                       | -                        | 300                      | -                        | 1 000                      | 1 400                      | 900                        | 2 100                  | 20800               |
| 45 TO 64 YEARS . . . . .  | 14 500 | 300                     | 300                      | 800                      | 1 500                    | 1 600                      | 3 800                      | 1 400                      | 4 800                  | 18600               |
| 65 YEARS AND OVER. . . . .  | 5 000  | 500                     | 600                      | 1 300                    | 300                      | 500                        | 800                        | 300                        | 600                    | 7500                |
| OTHER MALE HEAD. . . . .  | 4 500  | 600                     | 200                      | 600                      | 500                      | 1 000                      | 1 000                      | 400                        | 200                    | 11600               |
| UNDER 45 YEARS . . . . .  | 2 800  | -                       | 200                      | 100                      | 300                      | 1 000                      | 800                        | 100                        | 200                    | ...                 |
| 45 YEARS AND OVER. . . . .  | 1 700  | 600                     | -                        | 500                      | 200                      | -                          | 100                        | 300                        | -                      | ...                 |
| FEMALE HEAD . . . . .   | 10 800 | 800                     | 800                      | 1 900                    | 1 800                    | 2 400                      | 1 600                      | 600                        | 1 000                  | 10300               |
| UNDER 65 YEARS . . . . .  | 8 800  | 500                     | 300                      | 1 100                    | 1 600                    | 2 100                      | 1 600                      | 600                        | 1 000                  | 12100               |
| 65 YEARS AND OVER. . . . .  | 2 000  | 300                     | 500                      | 800                      | 200                      | 300                        | -                          | -                          | -                      | ...                 |
| 1-PERSON HOUSEHOLDS. . . . .                                      | 7 300  | 2 000                   | 1 700                    | 900                      | 1 400                    | 500                        | 500                        | -                          | 300                    | 5000                |
| UNDER 65 YEARS . . . . .  | 4 100  | 800                     | 600                      | 500                      | 1 100                    | 500                        | 300                        | -                          | 300                    | 7500                |
| 65 YEARS AND OVER. . . . .  | 3 200  | 1 200                   | 1 100                    | 500                      | 300                      | -                          | 100                        | -                          | -                      | ...                 |
| OWN CHILDREN UNDER 18 YEARS OLD BY AGE GROUP                      |        |                         |                          |                          |                          |                            |                            |                            |                        |                     |
| NO OWN CHILDREN UNDER 18 YEARS . . . . .                          | 31 800 | 3 800                   | 3 400                    | 4 600                    | 3 900                    | 3 200                      | 6 000                      | 2 200                      | 4 700                  | 10400               |
| WITH OWN CHILDREN UNDER 18-YEARS . . . . .                        | 20 600 | 500                     | 200                      | 1 300                    | 1 800                    | 4 800                      | 4 700                      | 2 400                      | 5 000                  | 16800               |
| UNDER 6 YEARS ONLY . . . . .                                      | 1 900  | -                       | -                        | 200                      | -                        | 200                        | 1 100                      | 200                        | 300                    | ...                 |
| 1 . . . . .   | 1 400  | -                       | -                        | 200                      | -                        | 200                        | 800                        | -                          | 300                    | ...                 |
| 2 . . . . .   | 500    | -                       | -                        | -                        | -                        | -                          | 300                        | 200                        | -                      | ...                 |
| 3 OR MORE . . . . .   | -      | -                       | -                        | -                        | -                        | -                          | -                          | -                          | -                      | ...                 |
| 6 TO 17 YEARS ONLY . . . . .                                      | 15 300 | 500                     | 200                      | 1 100                    | 1 600                    | 4 000                      | 2 800                      | 1 400                      | 3 700                  | 15500               |
| 1 . . . . .   | 6 500  | 200                     | 200                      | 300                      | 500                      | 1 800                      | 1 300                      | 900                        | 1 300                  | 16200               |
| 2 . . . . .   | 4 500  | 200                     | -                        | -                        | 500                      | 1 300                      | 500                        | 300                        | 1 700                  | 18100               |
| 3 OR MORE . . . . .   | 4 300  | 100                     | -                        | 800                      | 600                      | 1 000                      | 1 100                      | 200                        | 600                    | 13300               |
| BOTH AGE GROUPS. . . . .  | 3 300  | -                       | -                        | -                        | 200                      | 600                        | 800                        | 800                        | 900                    | ...                 |
| 2 . . . . .   | 1 400  | -                       | -                        | -                        | -                        | 300                        | 300                        | 200                        | 600                    | ...                 |
| 3 OR MORE . . . . .   | 1 900  | -                       | -                        | -                        | 200                      | 300                        | 500                        | 600                        | 300                    | ...                 |

TABLE A-4. INCOME OF FAMILIES AND PRIMARY INDIVIDUALS IN OWNER AND RENTER OCCUPIED HOUSING UNITS WITH BLACK HOUSEHOLD HEAD: 1976--CONTINUED

(DATA BASED ON SAMPLE, SEE TEXT. FOR MINIMUM BASE FOR DERIVED FIGURES (PERCENT, MEDIAN, ETC.) AND MEANING OF SYMBOLS, SEE TEXT)

| STANDARD METROPOLITAN STATISTICAL AREA<br>BALTIMORE, MD.<br>TOTAL   | TOTAL  | LESS<br>THAN<br>\$3,000 | \$3,000<br>TO<br>\$4,999 | \$5,000<br>TO<br>\$6,999 | \$7,000<br>TO<br>\$9,999 | \$10,000<br>TO<br>\$14,999 | \$15,000<br>TO<br>\$19,999 | \$20,000<br>TO<br>\$24,999 | \$25,000<br>OR<br>MORE | MEDIAN<br>(DOLLARS) |
|---|--------|-------------------------|--------------------------|--------------------------|--------------------------|----------------------------|----------------------------|----------------------------|------------------------|---------------------|
| OWNER OCCUPIED HOUSING UNITS--CONTINUED                             |        |                         |                          |                          |                          |                            |                            |                            |                        |                     |
| YEARS OF SCHOOL COMPLETED BY HEAD                                   |        |                         |                          |                          |                          |                            |                            |                            |                        |                     |
| NO SCHOOL YEARS COMPLETED . . . . .                                 | 400    | 200                     | -                        | -                        | -                        | -                          | -                          | 200                        | -                      | ...                 |
| ELEMENTARY:   |        |                         |                          |                          |                          |                            |                            |                            |                        |                     |
| LESS THAN 8 YEARS . . . . .   | 10 200 | 1 700                   | 1 200                    | 2 200                    | 800                      | 1 400                      | 1 400                      | 800                        | 600                    | 6900                |
| 8 YEARS . . . . .   | 5 400  | 500                     | 700                      | 1 300                    | 600                      | 700                        | 1 100                      | 200                        | 500                    | 8500                |
| HIGH SCHOOL:  |        |                         |                          |                          |                          |                            |                            |                            |                        |                     |
| 1 TO 3 YEARS . . . . .  | 12 100 | 800                     | 700                      | 800                      | 1 600                    | 2 100                      | 3 600                      | 900                        | 1 600                  | 15100               |
| 4 YEARS . . . . .   | 13 500 | 600                     | 600                      | 800                      | 1 200                    | 2 300                      | 3 200                      | 1 900                      | 2 900                  | 16900               |
| COLLEGE:  |        |                         |                          |                          |                          |                            |                            |                            |                        |                     |
| 1 TO 3 YEARS . . . . .  | 4 500  | 200                     | -                        | 500                      | 1 100                    | 1 000                      | 600                        | 300                        | 800                    | 12600               |
| 4 YEARS OR MORE . . . . .   | 6 300  | 300                     | 300                      | 300                      | 300                      | 600                        | 800                        | 300                        | 3 300                  | 25000+              |
| MEDIAN . . . . .  | 11.6   | 8.5                     | ...                      | 8.6                      | 11.8                     | 11.8                       | 11.3                       | 12.1                       | 12.7                   | ...                 |
| YEAR HEAD MOVED INTO UNIT   |        |                         |                          |                          |                          |                            |                            |                            |                        |                     |
| 1975 OR LATER . . . . .   | 4 800  | 200                     | -                        | 200                      | 600                      | 800                        | 1 600                      | 500                        | 1 000                  | 17000               |
| MOVED IN WITHIN PAST 12 MONTHS . . . . .                            | 3 200  | -                       | -                        | -                        | 600                      | 500                        | 1 000                      | 300                        | 800                    | ...                 |
| APRIL 1970 TO 1974 . . . . .  | 9 500  | -                       | 100                      | 1 000                    | 1 400                    | 2 000                      | 1 600                      | 1 100                      | 2 200                  | 15500               |
| 1965 TO MARCH 1970 . . . . .  | 10 200 | 300                     | 800                      | 600                      | 1 000                    | 2 300                      | 2 400                      | 1 100                      | 1 600                  | 15000               |
| 1960 TO 1964 . . . . .  | 7 900  | 200                     | 300                      | 1 100                    | 500                      | 1 500                      | 2 200                      | 500                        | 1 800                  | 16100               |
| 1950 TO 1959 . . . . .  | 14 000 | 2 400                   | 800                      | 2 000                    | 1 900                    | 800                        | 2 300                      | 800                        | 3 000                  | 9900                |
| 1949 OR EARLIER . . . . .   | 5 900  | 1 300                   | 1 500                    | 1 000                    | 200                      | 600                        | 600                        | 600                        | 100                    | 5300                |
| SPECIFIED OWNER OCCUPIED <sup>1</sup> . . . . .                     | 48 800 | 3 800                   | 3 600                    | 5 200                    | 5 000                    | 7 900                      | 9 600                      | 4 300                      | 9 400                  | 14300               |
| VALUE   |        |                         |                          |                          |                          |                            |                            |                            |                        |                     |
| LESS THAN \$10,000 . . . . .  | 8 700  | 1 500                   | 1 100                    | 1 900                    | 700                      | 1 600                      | 900                        | 600                        | 300                    | 6800                |
| \$10,000 TO \$19,999 . . . . .                                      | 14 900 | 700                     | 1 700                    | 1 300                    | 1 300                    | 3 600                      | 3 900                      | 800                        | 1 600                  | 13400               |
| \$20,000 TO \$24,999 . . . . .                                      | 6 000  | 400                     | 500                      | 500                      | 800                      | 500                        | 1 300                      | 800                        | 1 300                  | 16400               |
| \$25,000 TO \$29,999 . . . . .                                      | 6,000  | 600                     | 200                      | 500                      | 600                      | 600                        | 1 400                      | 900                        | 1 100                  | 16800               |
| \$30,000 TO \$34,999 . . . . .                                      | 4 400  | 500                     | -                        | 300                      | 700                      | 300                        | 800                        | 200                        | 1 600                  | 17400               |
| \$35,000 TO \$39,999 . . . . .                                      | 2 700  | 100                     | 200                      | 200                      | 500                      | 500                        | 500                        | 200                        | 600                    | ...                 |
| \$40,000 TO \$49,999 . . . . .                                      | 3 000  | -                       | -                        | 300                      | 300                      | 500                        | 500                        | 300                        | 1 100                  | ...                 |
| \$50,000 OR MORE . . . . .  | 3 300  | -                       | -                        | 300                      | 300                      | 300                        | 300                        | 500                        | 1 700                  | ...                 |
| MEDIAN . . . . .  | 20700  | 16500                   | ...                      | 15300                    | 23300                    | 16500                      | 19900                      | 24300                      | 31200                  | ...                 |
| VALUE-INCOME RATIO  |        |                         |                          |                          |                          |                            |                            |                            |                        |                     |
| LESS THAN 1.5 . . . . .   | 23 500 | -                       | 200                      | 1 300                    | 1 100                    | 4 000                      | 6 300                      | 3 400                      | 7 200                  | 19000               |
| 1.5 TO 1.9 . . . . .  | 6 100  | -                       | 600                      | 800                      | 200                      | 1 600                      | 1 600                      | 300                        | 900                    | 14400               |
| 2.0 TO 2.4 . . . . .  | 4 900  | -                       | 600                      | 500                      | 1 000                    | 600                        | 1 000                      | 200                        | 1 100                  | 13100               |
| 2.5 TO 2.9 . . . . .  | 2 200  | 400                     | -                        | 300                      | 300                      | 600                        | 300                        | 200                        | 200                    | ...                 |
| 3.0 TO 3.9 . . . . .  | 3 700  | 600                     | 500                      | 600                      | 1 100                    | 300                        | 500                        | -                          | -                      | ...                 |
| 4.0 OR MORE . . . . .   | 8 300  | 2 600                   | 1 800                    | 1 700                    | 1 300                    | 600                        | -                          | 300                        | -                      | 4700                |
| NOT COMPUTED . . . . .  | 200    | 200                     | -                        | -                        | -                        | -                          | -                          | -                          | -                      | ...                 |
| MORTGAGE STATUS   |        |                         |                          |                          |                          |                            |                            |                            |                        |                     |
| MORTGAGE, DEED OF TRUST, OR LAND CONTRACT . . . . .                 | 30 900 | 700                     | 1 400                    | 2 500                    | 3 100                    | 5 700                      | 7 800                      | 3 000                      | 6 800                  | 16400               |
| OWNED FREE AND CLEAR . . . . .                                      | 17 900 | 3 100                   | 2 200                    | 2 700                    | 1 900                    | 2 200                      | 1 900                      | 1 300                      | 2 500                  | 8400                |
| REAL ESTATE TAXES LAST YEAR   |        |                         |                          |                          |                          |                            |                            |                            |                        |                     |
| MEAN (PER \$1,000 VALUE) . . . . .                                  | 23     | 20                      | ...                      | 28                       | 28                       | 27                         | 21                         | 22                         | 20                     | ...                 |
| SELECTED MONTHLY HOUSING COSTS <sup>2</sup>                         |        |                         |                          |                          |                          |                            |                            |                            |                        |                     |
| UNITS WITH A MORTGAGE . . . . .                                     |        |                         |                          |                          |                          |                            |                            |                            |                        |                     |
| LESS THAN \$100 . . . . .   | 30 900 | 700                     | 1 400                    | 2 500                    | 3 100                    | 5 700                      | 7 800                      | 3 000                      | 6 800                  | 16400               |
| \$100 TO \$149 . . . . .  | 2 100  | -                       | 100                      | 300                      | -                        | 500                        | 1 000                      | -                          | 200                    | ...                 |
| \$150 TO \$199 . . . . .  | 8 900  | 300                     | 700                      | 800                      | 1 100                    | 2 100                      | 2 200                      | 500                        | 1 100                  | 13600               |
| \$200 TO \$249 . . . . .  | 10 400 | 300                     | 300                      | 1 100                    | 1 300                    | 2 000                      | 2 200                      | 1 300                      | 1 900                  | 15300               |
| \$250 TO \$299 . . . . .  | 4 100  | -                       | 200                      | 200                      | 300                      | 300                        | 1 100                      | 500                        | 1 600                  | 20000               |
| \$300 TO \$399 . . . . .  | 2 900  | -                       | 200                      | 200                      | -                        | 500                        | 800                        | 500                        | 1 000                  | ...                 |
| \$400 OR MORE . . . . .   | 1 100  | -                       | -                        | -                        | -                        | 200                        | 200                        | -                          | 800                    | ...                 |
| NOT REPORTED . . . . .  | 1 500  | -                       | 100                      | -                        | 300                      | 300                        | 300                        | 300                        | 300                    | ...                 |
| MEDIAN . . . . .  | 218    | ...                     | ...                      | ...                      | ...                      | 205                        | 212                        | ...                        | 252                    | ...                 |
| UNITS OWNED FREE AND CLEAR . . . . .                                |        |                         |                          |                          |                          |                            |                            |                            |                        |                     |
| LESS THAN \$50 . . . . .  | 17 900 | 3 100                   | 2 200                    | 2 700                    | 1 900                    | 2 200                      | 1 900                      | 1 300                      | 2 500                  | 8400                |
| \$50 TO \$99 . . . . .  | 800    | 500                     | -                        | 300                      | -                        | -                          | -                          | -                          | -                      | ...                 |
| \$100 TO \$149 . . . . .  | 2 400  | 600                     | 800                      | 500                      | 300                      | -                          | 100                        | -                          | -                      | ...                 |
| \$150 TO \$199 . . . . .  | 6 600  | 1 000                   | 800                      | 700                      | 900                      | 1 400                      | 600                        | 600                        | 600                    | 9900                |
| \$200 TO \$249 . . . . .  | 5 100  | 800                     | 500                      | 600                      | 300                      | 500                        | 1 000                      | 300                        | 1 100                  | 13300               |
| \$250 TO \$299 . . . . .  | 600    | -                       | -                        | 300                      | 200                      | 200                        | -                          | -                          | -                      | ...                 |
| \$300 OR MORE . . . . .   | 200    | -                       | -                        | -                        | -                        | -                          | -                          | -                          | 200                    | ...                 |
| NOT REPORTED . . . . .  | 2 200  | 300                     | 100                      | 300                      | 200                      | 100                        | 100                        | 300                        | 600                    | ...                 |
| MEDIAN . . . . .  | 91     | ...                     | ...                      | ...                      | ...                      | ...                        | ...                        | ...                        | ...                    | ...                 |
| SELECTED MONTHLY HOUSING COSTS AS PERCENTAGE OF INCOME <sup>2</sup> |        |                         |                          |                          |                          |                            |                            |                            |                        |                     |
| UNITS WITH A MORTGAGE . . . . .                                     |        |                         |                          |                          |                          |                            |                            |                            |                        |                     |
| LESS THAN 10 PERCENT . . . . .                                      | 30 900 | 700                     | 1 400                    | 2 500                    | 3 100                    | 5 700                      | 7 800                      | 3 000                      | 6 800                  | 16400               |
| 10 TO 14 PERCENT . . . . .  | 4 000  | -                       | -                        | -                        | -                        | 600                        | 300                        | 300                        | 3 400                  | 25000+              |
| 15 TO 19 PERCENT . . . . .  | 7 600  | -                       | -                        | -                        | -                        | 1 400                      | 3 200                      | 1 600                      | 2 200                  | 20000               |
| 20 TO 24 PERCENT . . . . .  | 5 400  | -                       | -                        | -                        | -                        | 2 600                      | 800                        | 700                        | 17500                  |                     |
| 25 TO 34 PERCENT . . . . .  | 3 800  | -                       | -                        | -                        | 800                      | 2 000                      | 800                        | -                          | 200                    | ...                 |
| 35 PERCENT OR MORE . . . . .  | 4 300  | -                       | 800                      | 1 600                    | 1 100                    | 600                        | -                          | -                          | 200                    | 9500                |
| NOT COMPUTED . . . . .  | 4 200  | 500                     | 1 300                    | 1 700                    | 300                      | 300                        | -                          | -                          | -                      | 5300                |
| NOT REPORTED . . . . .  | 200    | 200                     | -                        | -                        | -                        | -                          | -                          | -                          | -                      | ...                 |
| MEDIAN . . . . .  | 1 500  | ...                     | 100                      | ...                      | 300                      | 200                        | 300                        | 300                        | 300                    | ...                 |

<sup>1</sup>LIMITED TO 1-FAMILY HOMES ON LESS THAN 10 ACRES AND NO BUSINESS ON PROPERTY.

<sup>2</sup>SUM OF PAYMENTS FOR REAL ESTATE TAXES, PROPERTY INSURANCE, UTILITIES, FUEL, WATER, GARBAGE AND TRASH COLLECTION, AND MORTGAGE AT TIME OF ENUMERATION.

TABLE A-4. INCOME OF FAMILIES AND PRIMARY INDIVIDUALS IN OWNER AND RENTER OCCUPIED HOUSING UNITS WITH BLACK HOUSEHOLD HEAD: 1976--CONTINUED

(DATA BASED ON SAMPLE, SEE TEXT. FOR MINIMUM BASE FOR DERIVED FIGURES (PERCENT, MEDIAN, ETC.) AND MEANING OF SYMBOLS, SEE TEXT)

| STANDARD METROPOLITAN STATISTICAL AREA<br>BALTIMORE, MD.<br>TOTAL | TOTAL  | LESS<br>THAN<br>\$3,000 | \$3,000<br>TO<br>\$4,999 | \$5,000<br>TO<br>\$6,999 | \$7,000<br>TO<br>\$9,999 | \$10,000<br>TO<br>\$14,999 | \$15,000<br>TO<br>\$19,999 | \$20,000<br>TO<br>\$24,999 | \$25,000<br>OR<br>MORE | MEDIAN<br>(DOLLARS) |
|---|--------|-------------------------|--------------------------|--------------------------|--------------------------|----------------------------|----------------------------|----------------------------|------------------------|---------------------|
| SPECIFIED OWNER OCCUPIED <sup>1</sup> --CONTINUED                 |        |                         |                          |                          |                          |                            |                            |                            |                        |                     |
| UNITS OWNED FREE AND CLEAR  |        |                         |                          |                          |                          |                            |                            |                            |                        |                     |
| LESS THAN 10 PERCENT  | 17 900 | 3 100                   | 2 200                    | 2 700                    | 1 900                    | 2 200                      | 1 900                      | 1 300                      | 2 500                  | 8400                |
| 10 TO 14 PERCENT  | 6 200  | -                       | -                        | 300                      | 200                      | 1 200                      | 1 600                      | 1 000                      | 1 900                  | 19300               |
| 15 TO 19 PERCENT  | 2 200  | -                       | -                        | 300                      | 1 100                    | 700                        | 200                        | -                          | -                      | ...                 |
| 20 TO 24 PERCENT  | 1 900  | 100                     | 500                      | 800                      | 300                      | 200                        | -                          | -                          | -                      | ...                 |
| 25 TO 34 PERCENT  | 1 100  | 100                     | 800                      | 200                      | -                        | -                          | -                          | -                          | -                      | ...                 |
| 35 PERCENT OR MORE  | 2 500  | 1 000                   | 600                      | 800                      | 200                      | -                          | -                          | -                          | -                      | ...                 |
| NOT COMPUTED  | 1 700  | 1 600                   | 200                      | -                        | -                        | -                          | -                          | -                          | -                      | ...                 |
| NOT REPORTED  | 2 200  | 300                     | 100                      | 300                      | 200                      | 100                        | 100                        | 300                        | 600                    | ...                 |
| MEDIAN  | 14     | ...                     | ...                      | ...                      | ...                      | ...                        | ...                        | ...                        | ...                    | ...                 |
| OWNER OCCUPIED HOUSING UNITS                                      |        |                         |                          |                          |                          |                            |                            |                            |                        |                     |
| HEATING EQUIPMENT   |        |                         |                          |                          |                          |                            |                            |                            |                        |                     |
| WARM-AIR FURNACE  | 22 100 | 1 000                   | 1 700                    | 2 200                    | 2 400                    | 2 700                      | 5 300                      | 2 700                      | 4 100                  | 16000               |
| HEAT PUMP   | 200    | -                       | -                        | -                        | -                        | -                          | -                          | -                          | 200                    | ...                 |
| STEAM OR HOT WATER  | 27 400 | 3 000                   | 1 600                    | 3 000                    | 2 600                    | 5 000                      | 5 300                      | 1 600                      | 5 200                  | 13400               |
| BUILT-IN ELECTRIC UNITS   | 100    | -                       | -                        | 100                      | -                        | -                          | -                          | -                          | -                      | ...                 |
| FLOOR, WALL, OR PIPELESS FURNACE                                  | 800    | -                       | -                        | 300                      | 300                      | 200                        | -                          | -                          | -                      | ...                 |
| OTHER MEANS   | 1 800  | 300                     | 300                      | 200                      | 300                      | 100                        | 100                        | 300                        | 200                    | ...                 |
| NONE  | -      | -                       | -                        | -                        | -                        | -                          | -                          | -                          | -                      | ...                 |
| SOURCE OF WATER   |        |                         |                          |                          |                          |                            |                            |                            |                        |                     |
| PUBLIC SYSTEM OR PRIVATE COMPANY                                  | 47 600 | 4 000                   | 2 700                    | 5 500                    | 5 000                    | 7 300                      | 10 300                     | 3 800                      | 8 900                  | 14400               |
| INDIVIDUAL WELL   | 4 300  | 100                     | 700                      | 300                      | 600                      | 700                        | 300                        | 800                        | 800                    | 12800               |
| OTHER   | 400    | 100                     | 200                      | -                        | -                        | -                          | 200                        | -                          | -                      | ...                 |
| SEWAGE DISPOSAL   |        |                         |                          |                          |                          |                            |                            |                            |                        |                     |
| PUBLIC SEWER  | 46 000 | 3 900                   | 2 800                    | 5 400                    | 5 000                    | 7 300                      | 9 500                      | 3 500                      | 8 600                  | 14000               |
| SEPTIC TANK OR CESSPOOL   | 5 100  | 100                     | 400                      | 400                      | 600                      | 600                        | 1 100                      | 800                        | 1 100                  | 16700               |
| OTHER   | 1 200  | 300                     | 300                      | -                        | -                        | 100                        | 100                        | 300                        | -                      | ...                 |
| SELECTED CHARACTERISTICS  |        |                         |                          |                          |                          |                            |                            |                            |                        |                     |
| WITH AIR CONDITIONING   | 28 900 | 1 400                   | 1 100                    | 2 200                    | 3 000                    | 4 000                      | 6 300                      | 3 100                      | 7 600                  | 17100               |
| ROOM UNIT(S)  | 22 100 | 1 400                   | 1 100                    | 2 100                    | 2 200                    | 3 600                      | 5 100                      | 2 000                      | 4 600                  | 15600               |
| CENTRAL SYSTEM  | 6 800  | -                       | -                        | 200                      | 800                      | 500                        | 1 300                      | 1 100                      | 3 100                  | 23300               |
| WITH BASEMENT   | 47 600 | 4 000                   | 3 000                    | 5 700                    | 4 500                    | 7 400                      | 10 000                     | 4 100                      | 8 900                  | 14400               |
| OWNED SECOND HOME   | 1 200  | 300                     | 200                      | -                        | 100                      | -                          | 300                        | -                          | 300                    | ...                 |
| AUTOMOBILES AVAILABLE:  |        |                         |                          |                          |                          |                            |                            |                            |                        |                     |
| 1   | 24 400 | 1 900                   | 2 200                    | 2 500                    | 3 100                    | 3 500                      | 6 300                      | 1 600                      | 3 300                  | 13600               |
| 2   | 14 500 | 200                     | 400                      | 800                      | 800                      | 2 900                      | 2 800                      | 2 200                      | 4 500                  | 19000               |
| 3 OR MORE   | 2 900  | -                       | -                        | -                        | -                        | 200                        | 1 000                      | 300                        | 1 400                  | ...                 |
| RENTER OCCUPIED HOUSING UNITS                                     |        |                         |                          |                          |                          |                            |                            |                            |                        |                     |
| UNITS IN STRUCTURE  |        |                         |                          |                          |                          |                            |                            |                            |                        |                     |
| 1   | 44 400 | 8 300                   | 7 000                    | 5 400                    | 7 900                    | 8 000                      | 4 000                      | 2 800                      | 900                    | 7600                |
| 2 TO 4  | 25 300 | 5 500                   | 5 700                    | 2 500                    | 4 000                    | 4 600                      | 2 000                      | 700                        | 300                    | 6100                |
| 5 TO 19   | 22 700 | 4 000                   | 1 900                    | 2 400                    | 5 100                    | 4 000                      | 3 000                      | 1 700                      | 500                    | 8800                |
| 20 OR MORE  | 5 200  | 1 800                   | 1 200                    | 500                      | 500                      | 300                        | 300                        | 300                        | 300                    | 4400                |
| MOBILE HOME OR TRAILER  | 200    | 200                     | -                        | -                        | -                        | -                          | -                          | -                          | -                      | ...                 |
| YEAR STRUCTURE BUILT  |        |                         |                          |                          |                          |                            |                            |                            |                        |                     |
| APRIL 1970 OR LATER   | 5 400  | 300                     | -                        | 500                      | 800                      | 1 800                      | 800                        | 1 100                      | 200                    | 13100               |
| 1965 TO MARCH 1970  | 6 900  | 600                     | 500                      | 500                      | 1 300                    | 1 900                      | 500                        | 800                        | 900                    | 11600               |
| 1960 TO 1964  | 6 600  | 1 100                   | 600                      | 600                      | 1 900                    | 600                        | 1 100                      | 500                        | -                      | 8400                |
| 1950 TO 1959  | 8 400  | 2 100                   | 1 300                    | 1 600                    | 1 100                    | 1 000                      | 900                        | 500                        | -                      | 6100                |
| 1940 TO 1949  | 6 700  | 1 400                   | 1 800                    | 300                      | 1 000                    | 1 400                      | 500                        | -                          | 300                    | 5900                |
| 1939 OR EARLIER   | 63 700 | 14 100                  | 11 700                   | 7 300                    | 11 500                   | 10 300                     | 5 500                      | 2 700                      | 600                    | 6700                |
| COMPLETE BATHROOMS  |        |                         |                          |                          |                          |                            |                            |                            |                        |                     |
| 1   | 81 800 | 18 200                  | 14 200                   | 9 600                    | 14 500                   | 13 800                     | 6 400                      | 3 500                      | 1 600                  | 6800                |
| 1 AND ONE-HALF  | 7 800  | 300                     | 1 000                    | 500                      | 1 700                    | 1 900                      | 1 300                      | 1 000                      | 200                    | 11000               |
| 2 OR MORE   | 6 700  | 600                     | 300                      | 600                      | 900                      | 1 200                      | 1 600                      | 1 100                      | 300                    | 13400               |
| ALSO USED BY ANOTHER HOUSEHOLD                                    | 100    | -                       | 100                      | -                        | -                        | -                          | -                          | -                          | -                      | ...                 |
| NONE  | 1 300  | 600                     | 200                      | 100                      | 300                      | -                          | -                          | -                          | -                      | ...                 |
| COMPLETE KITCHEN FACILITIES                                       |        |                         |                          |                          |                          |                            |                            |                            |                        |                     |
| FOR EXCLUSIVE USE OF HOUSEHOLD                                    | 96 000 | 18 900                  | 15 500                   | 10 500                   | 17 200                   | 16 900                     | 9 300                      | 5 600                      | 2 000                  | 7500                |
| ALSO USED BY ANOTHER HOUSEHOLD                                    | -      | -                       | -                        | -                        | -                        | -                          | -                          | -                          | -                      | -                   |
| NO COMPLETE KITCHEN FACILITIES                                    | 1 700  | 800                     | 300                      | 300                      | 300                      | -                          | -                          | -                          | -                      | ...                 |
| ROOMS   |        |                         |                          |                          |                          |                            |                            |                            |                        |                     |
| 1 AND 2 ROOMS   | 3 500  | 500                     | 800                      | 200                      | 800                      | 800                        | 200                        | 200                        | 200                    | ...                 |
| 3 ROOMS   | 18 800 | 6 500                   | 3 100                    | 1 900                    | 2 900                    | 2 900                      | 800                        | 500                        | 200                    | 4900                |
| 4 ROOMS   | 28 800 | 6 700                   | 4 600                    | 3 300                    | 5 900                    | 3 800                      | 2 100                      | 1 500                      | 900                    | 6900                |
| 5 ROOMS   | 17 100 | 2 600                   | 2 900                    | 1 600                    | 2 500                    | 2 500                      | 3 200                      | 1 400                      | 300                    | 8700                |
| 6 ROOMS   | 22 800 | 2 900                   | 3 400                    | 2 800                    | 4 300                    | 5 000                      | 2 200                      | 1 700                      | 500                    | 8600                |
| 7 ROOMS OR MORE   | 6 700  | 600                     | 1 000                    | 1 000                    | 1 100                    | 1 900                      | 800                        | 300                        | -                      | 9000                |
| MEDIAN  | 4.4    | 3.9                     | 4.3                      | 4.5                      | 4.3                      | 4.9                        | 5.0                        | 5.0                        | ...                    | ...                 |
| BEDROOMS  |        |                         |                          |                          |                          |                            |                            |                            |                        |                     |
| NONE  | 200    | 200                     | -                        | -                        | -                        | -                          | -                          | -                          | -                      | ...                 |
| 1   | 24 300 | 6 800                   | 3 800                    | 2 600                    | 4 500                    | 4 000                      | 1 100                      | 1 000                      | 500                    | 6200                |
| 2   | 38 100 | 8 700                   | 6 000                    | 3 800                    | 6 700                    | 5 300                      | 4 300                      | 1 900                      | 1 300                  | 7200                |
| 3 OR MORE   | 35 200 | 4 000                   | 6 000                    | 4 500                    | 6 300                    | 7 500                      | 3 800                      | 2 700                      | 300                    | 8500                |

<sup>1</sup>LIMITED TO 1-FAMILY HOMES ON LESS THAN 10 ACRES AND NO BUSINESS ON PROPERTY.

TABLE A-4. INCOME OF FAMILIES AND PRIMARY INDIVIDUALS IN OWNER AND RENTER OCCUPIED HOUSING UNITS WITH BLACK HOUSEHOLD HEAD: 1976--CONTINUED

(DATA BASED ON SAMPLE, SEE TEXT. FOR MINIMUM BASE FOR DERIVED FIGURES (PERCENT, MEDIAN, ETC.) AND MEANING OF SYMBOLS, SEE TEXT)

| STANDARD METROPOLITAN STATISTICAL AREA<br>BALTIMORE, MD.<br>TOTAL | TOTAL  | LESS<br>THAN<br>\$3,000 | \$3,000<br>TO<br>\$4,999 | \$5,000<br>TO<br>\$6,999 | \$7,000<br>TO<br>\$9,999 | \$10,000<br>TO<br>\$14,999 | \$15,000<br>TO<br>\$19,999 | \$20,000<br>TO<br>\$24,999 | \$25,000<br>OR<br>MORE | MEDIAN<br>(DOLLARS) |
|---|--------|-------------------------|--------------------------|--------------------------|--------------------------|----------------------------|----------------------------|----------------------------|------------------------|---------------------|
| <b>RENTER OCCUPIED HOUSING UNITS--CONTINUED</b>                   |        |                         |                          |                          |                          |                            |                            |                            |                        |                     |
| <b>PERSONS</b>  |        |                         |                          |                          |                          |                            |                            |                            |                        |                     |
| 1 PERSON . . . . .  | 21 400 | 6 900                   | 4 100                    | 1 900                    | 4 300                    | 2 900                      | 1 000                      | -                          | 300                    | 4800                |
| 2 PERSONS . . . . .   | 26 800 | 6 900                   | 3 600                    | 2 300                    | 4 800                    | 4 100                      | 2 400                      | 1 800                      | 1 000                  | 7400                |
| 3 PERSONS . . . . .   | 18 900 | 3 000                   | 2 100                    | 2 500                    | 2 100                    | 3 500                      | 3 500                      | 1 500                      | 600                    | 9600                |
| 4 PERSONS . . . . .   | 12 700 | 1 800                   | 2 200                    | 900                      | 3 000                    | 2 200                      | 1 400                      | 1 000                      | 200                    | 8400                |
| 5 PERSONS . . . . .   | 7 500  | 500                     | 1 600                    | 1 300                    | 1 300                    | 1 900                      | 100                        | 800                        | -                      | 7900                |
| 6 PERSONS OR MORE . . . . .                                       | 10 300 | 600                     | 2 100                    | 2 000                    | 2 000                    | 2 300                      | 800                        | 500                        | -                      | 7700                |
| MEDIAN . . . . .  | 2.5    | 1.9                     | 2.6                      | 3.0                      | 2.4                      | 2.9                        | 2.8                        | 3.2                        | ...                    | ...                 |
| UNITS WITH SUBFAMILIES . . . . .                                  | 1 700  | -                       | -                        | 300                      | 300                      | 600                        | -                          | 500                        | -                      | ...                 |
| UNITS WITH NONRELATIVES . . . . .                                 | 8 600  | 1 900                   | 1 000                    | 1 200                    | 1 700                    | 2 000                      | 500                        | 200                        | -                      | 7200                |
| <b>PLUMBING FACILITIES BY PERSONS PER ROOM</b>                    |        |                         |                          |                          |                          |                            |                            |                            |                        |                     |
| <b>WITH ALL PLUMBING FACILITIES</b>                               |        |                         |                          |                          |                          |                            |                            |                            |                        |                     |
| 1.00 OR LESS . . . . .  | 96 700 | 19 300                  | 15 500                   | 10 700                   | 17 400                   | 16 900                     | 9 300                      | 5 600                      | 2 000                  | 7500                |
| 1.01 TO 1.50 . . . . .  | 87 900 | 18 100                  | 13 300                   | 9 100                    | 16 100                   | 15 300                     | 8 700                      | 5 200                      | 2 000                  | 7600                |
| 1.51 OR MORE . . . . .  | 8 000  | 1 000                   | 2 200                    | 1 100                    | 1 300                    | 1 400                      | 600                        | 300                        | -                      | 6400                |
| <b>LACKING SOME OR ALL PLUMBING FACILITIES</b>                    |        |                         |                          |                          |                          |                            |                            |                            |                        |                     |
| 1.00 OR LESS . . . . .  | 1 100  | 500                     | 300                      | 100                      | 200                      | -                          | -                          | -                          | -                      | ...                 |
| 1.01 TO 1.50 . . . . .  | 900    | 500                     | 300                      | 100                      | -                        | -                          | -                          | -                          | -                      | ...                 |
| 1.51 OR MORE . . . . .  | 200    | -                       | -                        | -                        | 200                      | -                          | -                          | -                          | -                      | ...                 |
| <b>HOUSEHOLD COMPOSITION BY AGE OF HEAD</b>                       |        |                         |                          |                          |                          |                            |                            |                            |                        |                     |
| <b>2-OR-MORE-PERSON HOUSEHOLDS</b>                                |        |                         |                          |                          |                          |                            |                            |                            |                        |                     |
| MALE HEAD, WIFE PRESENT, NO NONRELATIVES . . . . .                | 76 300 | 12 800                  | 11 700                   | 8 900                    | 13 200                   | 14 000                     | 8 300                      | 5 600                      | 1 700                  | 8100                |
| UNDER 25 YEARS . . . . .  | 31 100 | 1 800                   | 1 900                    | 2 600                    | 5 800                    | 7 900                      | 5 300                      | 4 900                      | 1 000                  | 12200               |
| 25 TO 29 YEARS . . . . .  | 2 300  | 300                     | 200                      | 200                      | 300                      | 700                        | 700                        | -                          | -                      | ...                 |
| 30 TO 34 YEARS . . . . .  | 6 100  | -                       | -                        | 700                      | 1 100                    | 1 600                      | 1 100                      | 1 300                      | 300                    | 14000               |
| 35 TO 39 YEARS . . . . .  | 4 400  | -                       | 200                      | 200                      | 500                      | 1 600                      | 900                        | 800                        | 300                    | 14400               |
| 40 TO 44 YEARS . . . . .  | 7 100  | -                       | 500                      | 300                      | 1 500                    | 1 800                      | 1 400                      | 1 500                      | 200                    | 13700               |
| 45 TO 49 YEARS . . . . .  | 8 400  | 900                     | 500                      | 700                      | 1 900                    | 1 900                      | 1 100                      | 1 200                      | 200                    | 10500               |
| 50 YEARS AND OVER . . . . .                                       | 2 800  | 500                     | 600                      | 600                      | 500                      | 500                        | 200                        | 200                        | -                      | ...                 |
| OTHER MALE HEAD . . . . .   | 7 100  | 1 100                   | 800                      | 600                      | 1 600                    | 1 600                      | 600                        | 300                        | 500                    | 8900                |
| UNDER 65 YEARS . . . . .  | 6 500  | 1 000                   | 700                      | 500                      | 1 600                    | 1 400                      | 600                        | 300                        | 500                    | 9200                |
| 65 YEARS AND OVER . . . . .                                       | 600    | 200                     | 200                      | 200                      | -                        | 200                        | -                          | -                          | -                      | ...                 |
| FEMALE HEAD . . . . .   | 38 100 | 9 900                   | 9 000                    | 5 700                    | 5 900                    | 4 600                      | 2 400                      | 300                        | 300                    | 5100                |
| UNDER 65 YEARS . . . . .  | 36 400 | 9 600                   | 8 300                    | 5 400                    | 5 900                    | 4 300                      | 2 200                      | 300                        | 300                    | 5100                |
| 65 YEARS AND OVER . . . . .                                       | 1 800  | 300                     | 700                      | 300                      | -                        | 300                        | 200                        | -                          | -                      | ...                 |
| 1-PERSON HOUSEHOLDS . . . . .                                     | 21 400 | 6 900                   | 4 100                    | 1 900                    | 4 300                    | 2 900                      | 1 000                      | -                          | 300                    | 4800                |
| UNDER 65 YEARS . . . . .  | 17 900 | 4 400                   | 3 600                    | 1 600                    | 4 200                    | 2 900                      | 1 000                      | -                          | 300                    | 6200                |
| 65 YEARS AND OVER . . . . .                                       | 3 500  | 2 500                   | 500                      | 300                      | 200                      | -                          | -                          | -                          | -                      | ...                 |
| <b>OWN CHILDREN UNDER 18 YEARS OLD BY AGE GROUP</b>               |        |                         |                          |                          |                          |                            |                            |                            |                        |                     |
| NO OWN CHILDREN UNDER 18 YEARS . . . . .                          | 53 000 | 10 900                  | 8 800                    | 5 600                    | 9 800                    | 8 500                      | 5 000                      | 2 800                      | 1 600                  | 7400                |
| WITH OWN CHILDREN UNDER 18 YEARS . . . . .                        | 44 700 | 8 800                   | 7 100                    | 5 300                    | 7 800                    | 8 400                      | 4 300                      | 2 700                      | 500                    | 7500                |
| UNDER 6 YEARS ONLY . . . . .                                      | 9 700  | 2 700                   | 900                      | 1 300                    | 1 600                    | 1 600                      | 600                        | 800                        | 100                    | 6900                |
| 1. . . . .  | 6 900  | 2 100                   | 800                      | 900                      | 800                      | 1 300                      | 300                        | 600                        | 100                    | 6300                |
| 2. . . . .  | 2 100  | 500                     | -                        | 200                      | 600                      | 300                        | 300                        | 200                        | -                      | ...                 |
| 3 OR MORE . . . . .   | 700    | 200                     | 200                      | 200                      | -                        | -                          | -                          | -                          | -                      | ...                 |
| 6 TO 17 YEARS ONLY . . . . .                                      | 25 900 | 4 500                   | 4 200                    | 2 500                    | 4 100                    | 5 200                      | 3 200                      | 1 800                      | 300                    | 8200                |
| 1. . . . .  | 11 200 | 2 800                   | 1 300                    | 800                      | 1 400                    | 2 100                      | 2 200                      | 300                        | 300                    | 8600                |
| 2. . . . .  | 5 700  | 600                     | 1 000                    | 800                      | 1 100                    | 1 100                      | 300                        | 600                        | -                      | 8000                |
| 3 OR MORE . . . . .   | 9 100  | 1 100                   | 1 900                    | 900                      | 1 600                    | 2 000                      | 600                        | 800                        | -                      | 8000                |
| BOTH AGE GROUPS . . . . .   | 9 200  | 1 600                   | 1 900                    | 1 500                    | 2 100                    | 1 600                      | 500                        | 200                        | -                      | 6500                |
| 2. . . . .  | 5 400  | 1 000                   | 800                      | 800                      | 1 100                    | 1 100                      | 500                        | 200                        | -                      | 7300                |
| 3 OR MORE . . . . .   | 3 900  | 600                     | 1 100                    | 600                      | 1 000                    | 500                        | -                          | -                          | -                      | 5600                |
| <b>YEARS OF SCHOOL COMPLETED BY HEAD</b>                          |        |                         |                          |                          |                          |                            |                            |                            |                        |                     |
| NO SCHOOL YEARS COMPLETED . . . . .                               | 1 100  | 500                     | 300                      | 200                      | -                        | 200                        | -                          | -                          | -                      | ...                 |
| ELEMENTARY:   |        |                         |                          |                          |                          |                            |                            |                            |                        |                     |
| LESS THAN 8 YEARS . . . . .                                       | 16 700 | 5 800                   | 3 900                    | 1 300                    | 2 000                    | 2 100                      | 300                        | 1 400                      | -                      | 4300                |
| 8 YEARS . . . . .   | 6 800  | 1 400                   | 800                      | 1 100                    | 1 100                    | 1 900                      | 500                        | -                          | -                      | 7300                |
| HIGH SCHOOL:  |        |                         |                          |                          |                          |                            |                            |                            |                        |                     |
| 1 TO 3 YEARS . . . . .  | 26 900 | 5 500                   | 5 700                    | 3 800                    | 4 700                    | 4 400                      | 1 800                      | 1 000                      | -                      | 6200                |
| 4 YEARS . . . . .   | 30 800 | 5 000                   | 3 700                    | 3 700                    | 6 600                    | 5 500                      | 3 900                      | 1 800                      | 600                    | 8400                |
| COLLEGE:  |        |                         |                          |                          |                          |                            |                            |                            |                        |                     |
| 1 TO 3 YEARS . . . . .  | 10 200 | 1 300                   | 1 000                    | 300                      | 2 100                    | 2 000                      | 1 600                      | 800                        | 1 100                  | 11100               |
| 4 YEARS OR MORE . . . . .   | 5 300  | 300                     | 500                      | 500                      | 1 000                    | 800                        | 1 300                      | 600                        | 300                    | 12500               |
| MEDIAN . . . . .  | 11.7   | 10.3                    | 10.6                     | 11.4                     | 12.1                     | 11.9                       | 12.5                       | 12.2                       | ...                    | ...                 |
| <b>YEAR HEAD MOVED INTO UNIT</b>                                  |        |                         |                          |                          |                          |                            |                            |                            |                        |                     |
| 1975 OR LATER . . . . .   | 35 700 | 7 100                   | 4 800                    | 3 400                    | 7 000                    | 6 600                      | 2 900                      | 2 700                      | 1 300                  | 8100                |
| MOVED IN WITHIN PAST 12 MONTHS . . . . .                          | 25 000 | 4 900                   | 4 000                    | 2 600                    | 4 500                    | 5 100                      | 2 100                      | 1 600                      | 300                    | 7700                |
| APRIL 1970 TO 1974 . . . . .                                      | 32 700 | 5 200                   | 5 900                    | 4 000                    | 6 000                    | 5 200                      | 4 000                      | 1 900                      | 500                    | 7700                |
| 1965 TO MARCH 1970 . . . . .                                      | 17 900 | 5 000                   | 2 100                    | 1 900                    | 2 700                    | 3 100                      | 2 100                      | 800                        | 300                    | 7000                |
| 1960 TO 1964 . . . . .  | 7 000  | 1 100                   | 1 600                    | 1 100                    | 1 100                    | 1 600                      | 300                        | 200                        | -                      | 6400                |
| 1950 TO 1959 . . . . .  | 3 500  | 1 100                   | 1 100                    | 300                      | 500                      | 500                        | -                          | -                          | -                      | ...                 |
| 1949 OR EARLIER . . . . .   | 1 000  | 300                     | 300                      | 200                      | 200                      | -                          | -                          | -                          | -                      | ...                 |
| <b>GROSS RENT</b>   |        |                         |                          |                          |                          |                            |                            |                            |                        |                     |
| <b>SPECIFIED RENTER OCCUPIED<sup>1</sup></b>                      |        |                         |                          |                          |                          |                            |                            |                            |                        |                     |
| LESS THAN \$70 . . . . .  | 96 800 | 19 700                  | 15 700                   | 10 700                   | 17 400                   | 16 900                     | 9 300                      | 5 100                      | 2 000                  | 7400                |
| \$70 TO \$99 . . . . .  | 7 000  | 4 000                   | 2 400                    | 300                      | -                        | 300                        | -                          | -                          | -                      | 3000-               |
| \$100 TO \$149 . . . . .  | 5 700  | 2 400                   | 1 900                    | 200                      | 600                      | 500                        | 200                        | -                          | -                      | 3500                |
| \$150 TO \$199 . . . . .  | 25 200 | 8 100                   | 5 100                    | 2 100                    | 4 700                    | 3 400                      | 1 100                      | 700                        | -                      | 4700                |
| \$200 TO \$249 . . . . .  | 33 000 | 3 400                   | 4 300                    | 4 900                    | 7 800                    | 7 500                      | 4 000                      | 600                        | 300                    | 8500                |
| \$250 TO \$299 . . . . .  | 19 400 | 1 100                   | 1 300                    | 2 600                    | 3 600                    | 4 100                      | 2 900                      | 2 600                      | 1 300                  | 11400               |
| \$300 TO \$349 . . . . .  | 3 800  | 200                     | 300                      | 200                      | 200                      | 800                        | 1 000                      | 800                        | 500                    | 16700               |
| \$350 OR MORE . . . . .   | 1 100  | 200                     | 200                      | 200                      | 200                      | -                          | 200                        | 300                        | -                      | ...                 |
| NO CASH RENT . . . . .  | 500    | -                       | -                        | -                        | -                        | 300                        | -                          | 200                        | -                      | ...                 |
| MEDIAN . . . . .  | 1 200  | 500                     | 200                      | 300                      | 300                      | -                          | -                          | -                          | -                      | ...                 |
|   | 165    | 120                     | 133                      | 176                      | 170                      | 178                        | 191                        | 224                        | ...                    | ...                 |

<sup>1</sup>EXCLUDES 1-FAMILY HOMES ON 10 ACRES OR MORE.

TABLE A-4. INCOME OF FAMILIES AND PRIMARY INDIVIDUALS IN OWNER AND RENTER OCCUPIED HOUSING UNITS WITH BLACK HOUSEHOLD HEAD: 1976--CONTINUED

(DATA BASED ON SAMPLE, SEE TEXT. FOR MINIMUM BASE FOR DERIVED FIGURES (PERCENT, MEDIAN, ETC.) AND MEANING OF SYMBOLS, SEE TEXT)

| STANDARD METROPOLITAN STATISTICAL AREA<br>BALTIMORE, MD.<br>TOTAL | TOTAL  | LESS<br>THAN<br>\$3,000 | \$3,000<br>TO<br>\$4,999 | \$5,000<br>TO<br>\$6,999 | \$7,000<br>TO<br>\$9,999 | \$10,000<br>TO<br>\$14,999 | \$15,000<br>TO<br>\$19,999 | \$20,000<br>TO<br>\$24,999 | \$25,000<br>OR<br>MORE | MEDIAN<br>(DOLLARS) |
|---|--------|-------------------------|--------------------------|--------------------------|--------------------------|----------------------------|----------------------------|----------------------------|------------------------|---------------------|
| <b>GROSS RENT AS PERCENTAGE OF INCOME</b>                         |        |                         |                          |                          |                          |                            |                            |                            |                        |                     |
| <b>SPECIFIED RENTER OCCUPIED<sup>1</sup></b>                      |        |                         |                          |                          |                          |                            |                            |                            |                        |                     |
| LESS THAN 10 PERCENT . . . . .                                    | 96 800 | 19 700                  | 15 700                   | 10 700                   | 17 400                   | 16 900                     | 9 300                      | 5 100                      | 2 000                  | 7400                |
| 10 TO 14 PERCENT . . . . .  | 3 100  | -                       | -                        | 200                      | -                        | 300                        | 1 000                      | 1 000                      | 700                    | ...                 |
| 15 TO 19 PERCENT . . . . .  | 14 200 | -                       | 300                      | 200                      | 1 000                    | 3 000                      | 5 100                      | 3 200                      | 1 400                  | 17600               |
| 20 TO 24 PERCENT . . . . .  | 14 000 | 500                     | 600                      | 200                      | 2 600                    | 6 900                      | 2 400                      | 800                        | -                      | 12300               |
| 25 TO 34 PERCENT . . . . .  | 17 300 | 2 500                   | 2 400                    | 1 000                    | 5 700                    | 4 700                      | 800                        | 200                        | -                      | 8500                |
| 35 PERCENT OR MORE . . . . .                                      | 15 200 | 600                     | 2 100                    | 4 000                    | 6 800                    | 1 600                      | -                          | -                          | -                      | 7400                |
| NOT COMPUTED . . . . .  | 31 100 | 14 800                  | 10 100                   | 5 000                    | 900                      | 300                        | -                          | -                          | -                      | 3200                |
| MEDIAN . . . . .  | 2 100  | 1 300                   | 200                      | 300                      | 300                      | -                          | -                          | -                          | -                      | ...                 |
|   | 25     | 35+                     | 35+                      | 34                       | 24                       | 19                         | 14                         | 12                         | ...                    | ...                 |
| <b>HEATING EQUIPMENT</b>  |        |                         |                          |                          |                          |                            |                            |                            |                        |                     |
| WARM-AIR FURNACE . . . . .  | 48 500 | 9 100                   | 5 100                    | 5 400                    | 8 100                    | 9 200                      | 5 700                      | 4 600                      | 1 300                  | 8700                |
| HEAT PUMP . . . . .   | -      | -                       | -                        | -                        | -                        | -                          | -                          | -                          | -                      | -                   |
| STEAM OR HOT WATER . . . . .                                      | 40 600 | 8 100                   | 9 100                    | 4 000                    | 7 700                    | 7 000                      | 3 300                      | 1 000                      | 500                    | 6500                |
| BUILT-IN ELECTRIC UNITS . . . . .                                 | 1 600  | 200                     | 300                      | 200                      | 600                      | -                          | 200                        | -                          | 200                    | ...                 |
| FLOOR, WALL, OR PIPELESS FURNACE . . . . .                        | 1 500  | 200                     | 200                      | -                        | 600                      | 300                        | 200                        | -                          | 100                    | ...                 |
| OTHER MEANS . . . . .   | 5 200  | 2 000                   | 900                      | 1 200                    | 500                      | 500                        | -                          | -                          | -                      | 4200                |
| NONE . . . . .  | 300    | 200                     | 200                      | -                        | -                        | -                          | -                          | -                          | -                      | ...                 |
| <b>SOURCE OF WATER</b>  |        |                         |                          |                          |                          |                            |                            |                            |                        |                     |
| PUBLIC SYSTEM OR PRIVATE COMPANY . . . . .                        | 95 800 | 19 400                  | 15 400                   | 10 500                   | 17 200                   | 16 800                     | 9 300                      | 5 100                      | 2 000                  | 7400                |
| INDIVIDUAL WELL . . . . .   | 1 600  | 200                     | 500                      | 100                      | 300                      | 100                        | -                          | 400                        | -                      | ...                 |
| OTHER . . . . .   | 300    | 200                     | -                        | 200                      | -                        | -                          | -                          | -                          | -                      | ...                 |
| <b>SEWAGE DISPOSAL</b>  |        |                         |                          |                          |                          |                            |                            |                            |                        |                     |
| PUBLIC SEWER . . . . .  | 95 800 | 19 400                  | 15 400                   | 10 500                   | 17 200                   | 16 800                     | 9 300                      | 5 100                      | 2 000                  | 7400                |
| SEPTIC TANK OR CESSPOOL . . . . .                                 | 1 300  | 200                     | 300                      | 200                      | 100                      | 100                        | -                          | 400                        | -                      | ...                 |
| OTHER . . . . .   | 600    | 200                     | 200                      | 100                      | 200                      | -                          | -                          | -                          | -                      | ...                 |
| <b>SELECTED CHARACTERISTICS</b>                                   |        |                         |                          |                          |                          |                            |                            |                            |                        |                     |
| WITH AIR CONDITIONING . . . . .                                   | 39 900 | 4 900                   | 4 000                    | 3 800                    | 7 700                    | 7 900                      | 6 400                      | 3 600                      | 1 600                  | 9800                |
| ROOM UNIT(S) . . . . .  | 21 000 | 2 900                   | 3 000                    | 2 400                    | 4 000                    | 4 100                      | 3 500                      | 800                        | 500                    | 8700                |
| CENTRAL SYSTEM . . . . .  | 18 800 | 2 100                   | 1 000                    | 1 500                    | 3 700                    | 3 800                      | 2 900                      | 2 800                      | 1 100                  | 11600               |
| 4 FLOORS OR MORE . . . . .  | 5 200  | 1 900                   | 1 300                    | 300                      | 600                      | 200                        | 500                        | 200                        | 200                    | 4000                |
| WITH ELEVATOR . . . . .   | 3 600  | 1 600                   | 800                      | 300                      | 300                      | 200                        | -                          | 200                        | 200                    | ...                 |
| OWNED SECOND HOME . . . . .                                       | 1 600  | 500                     | 200                      | 200                      | 200                      | 300                        | 200                        | -                          | 200                    | ...                 |
| <b>AUTOMOBILES AVAILABLE:</b>                                     |        |                         |                          |                          |                          |                            |                            |                            |                        |                     |
| 1 . . . . .   | 34 200 | 1 100                   | 3 200                    | 4 200                    | 8 800                    | 8 000                      | 5 600                      | 2 000                      | 1 200                  | 9900                |
| 2 . . . . .   | 9 600  | 600                     | -                        | 500                      | 600                      | 2 000                      | 2 700                      | 2 400                      | 800                    | 17000               |
| 3 OR MORE . . . . .   | 300    | -                       | -                        | -                        | -                        | 200                        | -                          | 200                        | -                      | ...                 |
| UNITS IN PUBLIC HOUSING PROJECT . . . . .                         | 18 200 | 6 100                   | 4 500                    | 1 400                    | 2 600                    | 2 900                      | 500                        | 300                        | -                      | 4300                |
| PRIVATE UNITS WITH GOVERNMENT RENT SUBSIDY . . . . .              | 1 400  | 200                     | 300                      | -                        | 600                      | 200                        | -                          | 200                        | -                      | ...                 |

<sup>1</sup>EXCLUDES 1-FAMILY HOMES ON 10 ACRES OR MORE.



TABLE A-5. VALUE OF OWNER OCCUPIED HOUSING UNITS WITH BLACK HOUSEHOLD HEAD: 1976

(DATA BASED ON SAMPLE, SEE TEXT. FOR MINIMUM BASE FOR DERIVED FIGURES (PERCENT, MEDIAN, ETC.) AND MEANING OF SYMBOLS, SEE TEXT)

| STANDARD METROPOLITAN STATISTICAL AREA<br>BALTIMORE, MD.<br>TOTAL | TOTAL  | LESS<br>THAN<br>\$10,000 | \$10,000<br>TO<br>\$19,999 | \$20,000<br>TO<br>\$24,999 | \$25,000<br>TO<br>\$29,999 | \$30,000<br>TO<br>\$34,999 | \$35,000<br>TO<br>\$39,999 | \$40,000<br>TO<br>\$49,999 | \$50,000<br>OR<br>MORE | MEDIAN<br>(DOLLARS) |
|---|--------|--------------------------|----------------------------|----------------------------|----------------------------|----------------------------|----------------------------|----------------------------|------------------------|---------------------|
| SPECIFIED OWNER OCCUPIED <sup>1</sup> . . . . .                   | 48 800 | 8 700                    | 14 900                     | 6 000                      | 6 000                      | 4 400                      | 2 700                      | 3 000                      | 3 300                  | 20700               |
| YEAR STRUCTURE BUILT  |        |                          |                            |                            |                            |                            |                            |                            |                        |                     |
| APRIL 1970 OR LATER . . . . .                                     | 1 900  | -                        | -                          | -                          | -                          | 300                        | 300                        | 600                        | 600                    | ...                 |
| 1965 TO MARCH 1970 . . . . .                                      | 1 500  | -                        | 100                        | 200                        | 300                        | -                          | -                          | 400                        | 500                    | ...                 |
| 1960 TO 1964 . . . . .  | 2 800  | 100                      | 300                        | 600                        | 300                        | 200                        | 500                        | 200                        | 600                    | ...                 |
| 1950 TO 1959 . . . . .  | 7 100  | -                        | 2 000                      | 2 700                      | 1 600                      | 1 600                      | 500                        | 300                        | 400                    | 27900               |
| 1940 TO 1949 . . . . .  | 7 800  | 500                      | 2 700                      | 2 200                      | 900                        | 500                        | 200                        | 800                        | -                      | 21600               |
| 1939 OR EARLIER . . . . .   | 27 700 | 8 000                    | 9 700                      | 2 300                      | 2 800                      | 1 800                      | 1 200                      | 600                        | 1 100                  | 16000               |
| COMPLETE BATHROOMS  |        |                          |                            |                            |                            |                            |                            |                            |                        |                     |
| 1 . . . . .   | 20 500 | 5 100                    | 6 700                      | 2 300                      | 1 500                      | 1 400                      | 1 100                      | 900                        | 1 400                  | 17600               |
| 1 AND ONE-HALF . . . . .  | 15 700 | 1 800                    | 5 200                      | 2 000                      | 2 700                      | 1 800                      | 1 100                      | 600                        | 500                    | 22100               |
| 2 OR MORE . . . . .   | 11 400 | 1 300                    | 2 600                      | 1 400                      | 1 700                      | 1 200                      | 500                        | 1 400                      | 1 300                  | 26100               |
| ALSO USED BY ANOTHER HOUSEHOLD . . . . .                          | -      | -                        | -                          | -                          | -                          | -                          | -                          | -                          | -                      | -                   |
| NONE . . . . .  | 1 200  | 400                      | 300                        | 300                        | -                          | -                          | -                          | -                          | 100                    | ...                 |
| COMPLETE KITCHEN FACILITIES                                       |        |                          |                            |                            |                            |                            |                            |                            |                        |                     |
| FOR EXCLUSIVE USE OF HOUSEHOLD . . . . .                          | 47 900 | 8 400                    | 14 600                     | 5 700                      | 6 000                      | 4 400                      | 2 700                      | 3 000                      | 3 300                  | 20900               |
| ALSO USED BY ANOTHER HOUSEHOLD . . . . .                          | -      | -                        | -                          | -                          | -                          | -                          | -                          | -                          | -                      | -                   |
| NO COMPLETE KITCHEN FACILITIES . . . . .                          | 900    | 300                      | 300                        | 300                        | -                          | -                          | -                          | -                          | -                      | ...                 |
| ROOMS   |        |                          |                            |                            |                            |                            |                            |                            |                        |                     |
| 1 AND 2 ROOMS . . . . .   | -      | -                        | -                          | -                          | -                          | -                          | -                          | -                          | -                      | -                   |
| 3 ROOMS . . . . .   | 100    | -                        | -                          | 100                        | -                          | -                          | -                          | -                          | -                      | ...                 |
| 4 ROOMS . . . . .   | 1 400  | 300                      | 600                        | -                          | 100                        | -                          | -                          | -                          | -                      | ...                 |
| 5 ROOMS . . . . .   | 5 800  | 600                      | 1 900                      | 1 100                      | 1 100                      | 100                        | 400                        | 300                        | 300                    | 22000               |
| 6 ROOMS . . . . .   | 25 400 | 5 400                    | 7 900                      | 3 500                      | 2 900                      | 2 900                      | 900                        | 900                        | 1 000                  | 19300               |
| 7 ROOMS OR MORE . . . . .   | 16 100 | 2 400                    | 4 500                      | 1 300                      | 1 900                      | 1 300                      | 1 100                      | 1 600                      | 2 000                  | 24600               |
| MEDIAN . . . . .  | 6.2    | 6.1                      | 6.1                        | 6.0                        | 6.1                        | 6.2                        | ...                        | ...                        | ...                    | ...                 |
| BEDROOMS  |        |                          |                            |                            |                            |                            |                            |                            |                        |                     |
| NONE AND 1 . . . . .  | 400    | 100                      | -                          | 100                        | -                          | -                          | 200                        | -                          | -                      | ...                 |
| 2 . . . . .   | 5 700  | 600                      | 2 000                      | 600                        | 900                        | 500                        | 300                        | 400                        | 300                    | 21700               |
| 3 OR MORE . . . . .   | 42 700 | 7 900                    | 12 900                     | 5 200                      | 5 100                      | 3 900                      | 2 200                      | 2 500                      | 3 000                  | 20500               |
| PERSONS   |        |                          |                            |                            |                            |                            |                            |                            |                        |                     |
| 1 PERSON . . . . .  | 6 700  | 2 200                    | 1 700                      | 1 200                      | 800                        | 300                        | 300                        | -                          | 200                    | 16800               |
| 2 PERSONS . . . . .   | 9 600  | 1 300                    | 3 700                      | 800                        | 600                        | 1 100                      | 600                        | 800                        | 600                    | 19300               |
| 3 PERSONS . . . . .   | 10 900 | 2 000                    | 2 600                      | 1 300                      | 1 300                      | 1 100                      | 500                        | 1 100                      | 1 100                  | 23500               |
| 4 PERSONS . . . . .   | 9 600  | 1 300                    | 1 900                      | 2 200                      | 2 100                      | 500                        | 300                        | 600                        | 600                    | 23600               |
| 5 PERSONS . . . . .   | 5 200  | 1 000                    | 2 400                      | 200                        | 500                        | 300                        | 300                        | 200                        | 400                    | 17000               |
| 6 PERSONS OR MORE . . . . .                                       | 6 800  | 1 000                    | 2 600                      | 300                        | 800                        | 1 000                      | 600                        | 300                        | 300                    | 19500               |
| MEDIAN . . . . .  | 3.2    | 2.9                      | 3.3                        | 3.3                        | 3.7                        | 3.1                        | ...                        | ...                        | ...                    | ...                 |
| UNITS WITH SUBFAMILIES . . . . .                                  | 1 600  | 300                      | 500                        | -                          | 200                        | 300                        | -                          | 100                        | 100                    | ...                 |
| UNITS WITH NONRELATIVES . . . . .                                 | 4 200  | 500                      | 2 200                      | 300                        | 600                        | 300                        | 200                        | -                          | -                      | 17100               |
| PLUMBING FACILITIES BY PERSONS PER ROOM                           |        |                          |                            |                            |                            |                            |                            |                            |                        |                     |
| WITH ALL PLUMBING FACILITIES . . . . .                            | 47 600 | 8 200                    | 14 600                     | 5 700                      | 6 000                      | 4 400                      | 2 700                      | 3 000                      | 3 100                  | 20900               |
| 1.00 OR LESS . . . . .  | 45 500 | 7 900                    | 13 600                     | 5 700                      | 5 700                      | 4 200                      | 2 400                      | 3 000                      | 3 100                  | 21100               |
| 1.01 TO 1.50 . . . . .  | 1 800  | 300                      | 800                        | -                          | 200                        | 200                        | 300                        | -                          | -                      | ...                 |
| 1.51 OR MORE . . . . .  | 300    | -                        | 200                        | -                          | 200                        | -                          | -                          | -                          | -                      | ...                 |
| LACKING SOME OR ALL PLUMBING FACILITIES . . . . .                 | 1 200  | 400                      | 300                        | 300                        | -                          | -                          | -                          | -                          | 100                    | ...                 |
| 1.00 OR LESS . . . . .  | 700    | 300                      | 100                        | 300                        | -                          | -                          | -                          | -                          | -                      | ...                 |
| 1.01 TO 1.50 . . . . .  | 400    | 200                      | 200                        | -                          | -                          | -                          | -                          | -                          | 100                    | ...                 |
| 1.51 OR MORE . . . . .  | -      | -                        | -                          | -                          | -                          | -                          | -                          | -                          | -                      | ...                 |
| HOUSEHOLD COMPOSITION BY AGE OF HEAD                              |        |                          |                            |                            |                            |                            |                            |                            |                        |                     |
| 2-OR-MORE-PERSON HOUSEHOLDS . . . . .                             | 42 100 | 6 500                    | 13 200                     | 4 800                      | 5 200                      | 4 000                      | 2 400                      | 3 000                      | 3 100                  | 21500               |
| MALE HEAD, WIFE PRESENT, NO NONRELATIVES . . . . .                | 27 800 | 3 300                    | 7 800                      | 3 400                      | 4 300                      | 2 700                      | 1 700                      | 2 200                      | 2 500                  | 24300               |
| UNDER 25 YEARS . . . . .  | 500    | -                        | 200                        | -                          | -                          | -                          | 200                        | 200                        | -                      | ...                 |
| 25 TO 29 YEARS . . . . .  | 1 300  | 100                      | -                          | 300                        | 300                        | 300                        | 200                        | -                          | -                      | ...                 |
| 30 TO 34 YEARS . . . . .  | 2 500  | 200                      | 600                        | -                          | 500                        | 200                        | 600                        | 300                        | 200                    | ...                 |
| 35 TO 44 YEARS . . . . .  | 5 700  | 200                      | 1 300                      | 1 300                      | 1 300                      | 600                        | 300                        | -                          | 800                    | 25600               |
| 45 TO 64 YEARS . . . . .  | 13 400 | 1 800                    | 4 000                      | 1 600                      | 1 900                      | 1 100                      | 300                        | 1 400                      | 1 200                  | 22700               |
| 65 YEARS AND OVER . . . . .                                       | 4 400  | 1 000                    | 1 700                      | 100                        | 300                        | 500                        | 200                        | 300                        | 300                    | 17200               |
| OTHER MALE HEAD . . . . .   | 4 000  | 800                      | 1 800                      | 300                        | 400                        | 500                        | -                          | -                          | 200                    | 16700               |
| UNDER 65 YEARS . . . . .  | 2 500  | 300                      | 1 500                      | 300                        | 300                        | -                          | -                          | -                          | -                      | ...                 |
| 65 YEARS AND OVER . . . . .                                       | 1 600  | 500                      | 300                        | -                          | 400                        | 200                        | -                          | -                          | 200                    | ...                 |
| FEMALE HEAD . . . . .   | 10 300 | 2 400                    | 3 600                      | 1 100                      | 500                        | 800                        | 600                        | 800                        | 500                    | 17600               |
| UNDER 65 YEARS . . . . .  | 8 500  | 1 600                    | 3 300                      | 1 100                      | 300                        | 800                        | 300                        | 600                        | 300                    | 17900               |
| 65 YEARS AND OVER . . . . .                                       | 1 900  | 800                      | 300                        | -                          | 100                        | -                          | 300                        | 100                        | 100                    | ...                 |
| 1-PERSON HOUSEHOLDS . . . . .                                     | 6 700  | 2 200                    | 1 700                      | 1 200                      | 800                        | 300                        | 300                        | -                          | 200                    | 16800               |
| UNDER 65 YEARS . . . . .  | 3 800  | 900                      | 1 100                      | 600                        | 600                        | 200                        | 200                        | -                          | 200                    | ...                 |
| 65 YEARS AND OVER . . . . .                                       | 2 900  | 1 200                    | 600                        | 600                        | 100                        | 200                        | 100                        | -                          | -                      | ...                 |
| OWN CHILDREN UNDER 18 YEARS OLD BY AGE GROUP                      |        |                          |                            |                            |                            |                            |                            |                            |                        |                     |
| NO OWN CHILDREN UNDER 18 YEARS . . . . .                          | 28 700 | 6 700                    | 9 300                      | 3 100                      | 3 100                      | 2 300                      | 1 300                      | 1 600                      | 1 400                  | 18200               |
| WITH OWN CHILDREN UNDER 18 YEARS . . . . .                        | 20 100 | 1 900                    | 5 600                      | 2 900                      | 2 900                      | 2 100                      | 1 400                      | 1 400                      | 1 900                  | 24400               |
| UNDER 6 YEARS ONLY . . . . .                                      | 1 600  | -                        | 200                        | -                          | 300                        | 200                        | 500                        | 200                        | 300                    | ...                 |
| 1 . . . . .   | 1 300  | -                        | 200                        | -                          | 200                        | 200                        | 300                        | 200                        | 300                    | ...                 |
| 2 . . . . .   | 300    | -                        | -                          | -                          | -                          | -                          | -                          | -                          | -                      | ...                 |
| 3 OR MORE . . . . .   | -      | -                        | -                          | -                          | -                          | -                          | -                          | -                          | -                      | ...                 |
| 6 TO 17 YEARS ONLY . . . . .                                      | 15 300 | 1 600                    | 4 400                      | 2 200                      | 2 100                      | 1 900                      | 800                        | 1 100                      | 1 300                  | 23800               |
| 1 . . . . .   | 6 500  | 800                      | 2 100                      | 1 100                      | 1 000                      | 700                        | 200                        | 300                        | 300                    | 21400               |
| 2 . . . . .   | 4 500  | -                        | 1 300                      | 800                        | 300                        | 600                        | 300                        | 500                        | 600                    | 27000               |
| 3 OR MORE . . . . .   | 4 400  | 800                      | 1 000                      | 300                        | 800                        | 600                        | 300                        | 300                        | 300                    | 25900               |
| BOTH AGE GROUPS . . . . .   | 3 100  | 300                      | 1 100                      | 600                        | 500                        | -                          | 200                        | 200                        | 300                    | ...                 |
| 1 . . . . .   | 1 400  | 200                      | -                          | 500                        | 500                        | -                          | -                          | -                          | 300                    | ...                 |
| 2 . . . . .   | 1 700  | 100                      | 1 100                      | 200                        | -                          | -                          | 200                        | 200                        | -                      | ...                 |

<sup>1</sup>LIMITED TO 1-FAMILY HOMES ON LESS THAN 10 ACRES AND NO BUSINESS ON PROPERTY.

TABLE A-5. VALUE OF OWNER OCCUPIED HOUSING UNITS WITH BLACK HOUSEHOLD HEAD: 1976--CONTINUED

(DATA BASED ON SAMPLE, SEE TEXT. FOR MINIMUM BASE FOR DERIVED FIGURES (PERCENT, MEDIAN, ETC.) AND MEANING OF SYMBOLS, SEE TEXT)

| STANDARD METROPOLITAN STATISTICAL AREA<br>BALTIMORE, MD.<br>TOTAL              | TOTAL  | LESS<br>THAN<br>\$10,000 | \$10,000<br>TO<br>\$19,999 | \$20,000<br>TO<br>\$24,999 | \$25,000<br>TO<br>\$29,999 | \$30,000<br>TO<br>\$34,999 | \$35,000<br>TO<br>\$39,999 | \$40,000<br>TO<br>\$49,999 | \$50,000<br>OR<br>MORE | MEDIAN<br>(DOLLARS) |
|--|--------|--------------------------|----------------------------|----------------------------|----------------------------|----------------------------|----------------------------|----------------------------|------------------------|---------------------|
| SPECIFIED OWNER OCCUPIED <sup>1</sup> --CONTINUED                              |        |                          |                            |                            |                            |                            |                            |                            |                        |                     |
| YEARS OF SCHOOL COMPLETED BY HEAD  |        |                          |                            |                            |                            |                            |                            |                            |                        |                     |
| NO SCHOOL YEARS COMPLETED. . . . .   | 400    | 200                      | 200                        | -                          | -                          | -                          | -                          | -                          | -                      | ...                 |
| ELEMENTARY:  |        |                          |                            |                            |                            |                            |                            |                            |                        |                     |
| LESS THAN 8 YEARS. . . . .   | 9 100  | 3 100                    | 3 300                      | 400                        | 500                        | 500                        | 100                        | 400                        | 700                    | 14400               |
| 8 YEARS. . . . .   | 4 600  | 1 000                    | 1 700                      | 500                        | 1 100                      | 200                        | 300                        | -                          | -                      | 18200               |
| HIGH SCHOOL:   |        |                          |                            |                            |                            |                            |                            |                            |                        |                     |
| 1 TO 3 YEARS. . . . .  | 12 000 | 2 200                    | 4 200                      | 2 200                      | 1 400                      | 1 000                      | 300                        | 600                        | -                      | 19000               |
| 4 YEARS. . . . .   | 13 000 | 1 600                    | 3 200                      | 1 900                      | 2 400                      | 1 600                      | 800                        | 800                        | 600                    | 24300               |
| COLLEGE:   |        |                          |                            |                            |                            |                            |                            |                            |                        |                     |
| 1 TO 3 YEARS. . . . .  | 4 000  | 500                      | 1 600                      | 300                        | 200                        | 600                        | 500                        | 200                        | 200                    | 19400               |
| 4 YEARS OR MORE. . . . .   | 5 700  | 200                      | 600                        | 600                        | 500                        | 500                        | 600                        | 900                        | 1 700                  | 38500               |
| MEDIAN. . . . .  | 11.6   | 9.1                      | 10.8                       | 11.9                       | 12.0                       | 12.3                       | ...                        | ...                        | ...                    | ...                 |
| YEAR HEAD MOVED INTO UNIT  |        |                          |                            |                            |                            |                            |                            |                            |                        |                     |
| 1975 OR LATER. . . . .   | 4 200  | 200                      | 1 300                      | 200                        | 600                        | 400                        | 800                        | 200                        | 600                    | 28800               |
| MOVED IN WITHIN PAST 12 MONTHS. . . . .  | 3 000  | 200                      | 800                        | -                          | 500                        | 200                        | 600                        | 200                        | 600                    | ...                 |
| APRIL 1970 TO 1974. . . . .  | 9 000  | 300                      | 2 700                      | 1 500                      | 1 100                      | 900                        | 900                        | 1 100                      | 500                    | 25200               |
| 1965 TO MARCH 1970. . . . .  | 9 900  | 1 600                    | 3 400                      | 1 600                      | 1 300                      | 700                        | 300                        | 500                        | 500                    | 19800               |
| 1960 TO 1964. . . . .  | 7 600  | 1 200                    | 2 100                      | 900                        | 1 600                      | 600                        | 200                        | 300                        | 600                    | 22400               |
| 1950 TO 1959. . . . .  | 12 600 | 2 900                    | 3 800                      | 1 600                      | 1 200                      | 1 700                      | 200                        | 800                        | 400                    | 18900               |
| 1949 OR EARLIER. . . . .   | 5 500  | 2 400                    | 1 600                      | 300                        | 200                        | -                          | 300                        | 100                        | 600                    | 12000               |
| MORTGAGE STATUS  |        |                          |                            |                            |                            |                            |                            |                            |                        |                     |
| MORTGAGE, DEED OF TRUST, OR LAND CONTRACT. . . . .                             | 30 900 | 2 800                    | 10 300                     | 4 300                      | 4 600                      | 2 800                      | 1 900                      | 1 700                      | 2 500                  | 22700               |
| OWNED FREE AND CLEAR. . . . .  | 17 900 | 5 800                    | 4 600                      | 1 700                      | 1 400                      | 1 600                      | 800                        | 1 300                      | 700                    | 16800               |
| MORTGAGE INSURANCE   |        |                          |                            |                            |                            |                            |                            |                            |                        |                     |
| UNITS WITH MORTGAGE OR SIMILAR DEBT. . . . .                                   | 30 900 | 2 800                    | 10 300                     | 4 300                      | 4 600                      | 2 800                      | 1 900                      | 1 700                      | 2 500                  | 22700               |
| INSURED BY FHA, VA, OR FARMERS HOME ADMIN. . . . .                             | 14 500 | 800                      | 5 300                      | 2 100                      | 2 400                      | 1 400                      | 1 100                      | 600                        | 600                    | 22600               |
| NOT INSURED OR INSURED BY PRIVATE MORTGAGE<br>INSURANCE <sup>2</sup> . . . . . | 12 900 | 1 700                    | 3 900                      | 1 700                      | 1 700                      | 1 200                      | 500                        | 600                        | 1 600                  | 22500               |
| DON'T KNOW. . . . .  | 3 000  | 200                      | 900                        | 500                        | 300                        | 200                        | 200                        | 500                        | 300                    | ...                 |
| NOT REPORTED. . . . .  | 600    | 200                      | 200                        | -                          | 200                        | -                          | 200                        | -                          | -                      | ...                 |
| UNITS OWNED FREE AND CLEAR. . . . .  | 17 900 | 5 800                    | 4 600                      | 1 700                      | 1 400                      | 1 600                      | 800                        | 1 300                      | 700                    | 16800               |
| REAL ESTATE TAXES LAST YEAR  |        |                          |                            |                            |                            |                            |                            |                            |                        |                     |
| MEAN (PER \$1,000 VALUE). . . . .  | 23     | 42                       | 26                         | 19                         | 20                         | 14                         | ...                        | ...                        | ...                    | ...                 |
| SELECTED MONTHLY HOUSING COSTS <sup>3</sup>                                    |        |                          |                            |                            |                            |                            |                            |                            |                        |                     |
| UNITS WITH A MORTGAGE. . . . .   |        |                          |                            |                            |                            |                            |                            |                            |                        |                     |
| LESS THAN \$100. . . . .   | 30 900 | 2 800                    | 10 300                     | 4 300                      | 4 600                      | 2 800                      | 1 900                      | 1 700                      | 2 500                  | 22700               |
| \$100 TO \$149. . . . .  | 2 100  | 500                      | 1 000                      | 300                        | 100                        | 200                        | -                          | -                          | -                      | ...                 |
| \$150 TO \$199. . . . .  | 8 900  | 900                      | 4 400                      | 1 600                      | 1 100                      | 600                        | -                          | -                          | 100                    | 18000               |
| \$200 TO \$249. . . . .  | 10 400 | 1 000                    | 3 600                      | 1 900                      | 1 900                      | 800                        | 500                        | 500                        | 300                    | 21800               |
| \$250 TO \$299. . . . .  | 4 100  | -                        | 800                        | 300                        | 600                        | 600                        | 300                        | 600                        | 600                    | 32000               |
| \$300 TO \$399. . . . .  | 2 900  | -                        | 300                        | 200                        | 600                        | 300                        | 600                        | 500                        | 300                    | ...                 |
| \$400 OR MORE. . . . .   | 1 100  | -                        | -                          | -                          | -                          | -                          | -                          | 200                        | 900                    | ...                 |
| NOT REPORTED. . . . .  | 1 500  | 400                      | 300                        | -                          | 200                        | -                          | 200                        | 300                        | 200                    | ...                 |
| MEDIAN. . . . .  | 218    | ...                      | 196                        | 206                        | 224                        | ...                        | ...                        | ...                        | ...                    | ...                 |
| UNITS OWNED FREE AND CLEAR. . . . .  |        |                          |                            |                            |                            |                            |                            |                            |                        |                     |
| LESS THAN \$50. . . . .  | 17 900 | 5 800                    | 4 600                      | 1 700                      | 1 400                      | 1 600                      | 800                        | 1 300                      | 700                    | 16800               |
| \$50 TO \$69. . . . .  | 800    | 300                      | -                          | 100                        | -                          | 200                        | -                          | -                          | 200                    | ...                 |
| \$70 TO \$99. . . . .  | 2 400  | 1 300                    | 700                        | -                          | 100                        | 100                        | -                          | -                          | -                      | ...                 |
| \$100 TO \$149. . . . .  | 6 600  | 2 000                    | 2 100                      | 800                        | 600                        | 300                        | 300                        | 100                        | 400                    | 16500               |
| \$150 TO \$199. . . . .  | 5 100  | 1 300                    | 1 600                      | 600                        | 500                        | 300                        | 200                        | 700                        | -                      | 18000               |
| \$200 OR MORE. . . . .   | 600    | 500                      | -                          | -                          | -                          | -                          | -                          | 100                        | -                      | ...                 |
| NOT REPORTED. . . . .  | 200    | -                        | -                          | -                          | -                          | -                          | -                          | 200                        | -                      | ...                 |
| NOT REPORTED. . . . .  | 2 200  | 500                      | 300                        | 200                        | 200                        | 600                        | 200                        | 100                        | 200                    | ...                 |
| MEDIAN. . . . .  | 91     | 86                       | 91                         | ...                        | ...                        | ...                        | ...                        | ...                        | ...                    | ...                 |
| SELECTED MONTHLY HOUSING COSTS AS PERCENTAGE<br>OF INCOME <sup>3</sup>         |        |                          |                            |                            |                            |                            |                            |                            |                        |                     |
| UNITS WITH A MORTGAGE. . . . .   |        |                          |                            |                            |                            |                            |                            |                            |                        |                     |
| LESS THAN 10 PERCENT. . . . .  | 30 900 | 2 800                    | 10 300                     | 4 300                      | 4 600                      | 2 800                      | 1 900                      | 1 700                      | 2 500                  | 22700               |
| 10 TO 14 PERCENT. . . . .  | 4 000  | 200                      | 1 100                      | 600                        | 600                        | 800                        | 200                        | 200                        | 300                    | 25600               |
| 15 TO 19 PERCENT. . . . .  | 7 600  | 600                      | 2 200                      | 1 500                      | 1 100                      | 500                        | 500                        | 800                        | 800                    | 23300               |
| 20 TO 24 PERCENT. . . . .  | 5 400  | 500                      | 1 900                      | 300                        | 1 100                      | 500                        | 300                        | 300                        | 500                    | 24900               |
| 25 TO 34 PERCENT. . . . .  | 3 800  | 200                      | 1 900                      | 300                        | 800                        | 200                        | 300                        | -                          | 200                    | ...                 |
| 35 PERCENT OR MORE. . . . .  | 4 300  | 300                      | 1 000                      | 1 000                      | 200                        | 700                        | 200                        | 500                        | 600                    | 24500               |
| NOT COMPUTED. . . . .  | 4 200  | 500                      | 1 900                      | 600                        | 600                        | 200                        | 300                        | -                          | -                      | 18300               |
| NOT REPORTED. . . . .  | 200    | 200                      | -                          | -                          | -                          | -                          | -                          | -                          | -                      | ...                 |
| NOT REPORTED. . . . .  | 1 500  | 400                      | 300                        | -                          | 200                        | -                          | 200                        | 300                        | 200                    | ...                 |
| MEDIAN. . . . .  | 18     | ...                      | 19                         | 16                         | 17                         | ...                        | ...                        | ...                        | ...                    | ...                 |
| UNITS OWNED FREE AND CLEAR. . . . .  |        |                          |                            |                            |                            |                            |                            |                            |                        |                     |
| LESS THAN 10 PERCENT. . . . .  | 17 900 | 5 800                    | 4 600                      | 1 700                      | 1 400                      | 1 600                      | 800                        | 1 300                      | 700                    | 16800               |
| 10 TO 14 PERCENT. . . . .  | 6 200  | 1 100                    | 2 500                      | 800                        | 500                        | 500                        | -                          | 300                        | 400                    | 17700               |
| 15 TO 19 PERCENT. . . . .  | 2 200  | 900                      | 200                        | 200                        | 100                        | 100                        | 300                        | 300                        | 100                    | ...                 |
| 20 TO 24 PERCENT. . . . .  | 1 900  | 1 100                    | -                          | 300                        | 200                        | 200                        | -                          | 200                        | -                      | ...                 |
| 25 TO 34 PERCENT. . . . .  | 1 100  | 100                      | 600                        | -                          | -                          | -                          | 300                        | -                          | -                      | ...                 |
| 35 PERCENT OR MORE. . . . .  | 2 500  | 1 600                    | 500                        | -                          | -                          | 200                        | -                          | 300                        | -                      | ...                 |
| NOT COMPUTED. . . . .  | 1 700  | 500                      | 500                        | 300                        | 500                        | -                          | -                          | -                          | -                      | ...                 |
| NOT REPORTED. . . . .  | -      | -                        | -                          | -                          | -                          | -                          | -                          | -                          | -                      | ...                 |
| NOT REPORTED. . . . .  | 2 200  | 500                      | 300                        | 200                        | 200                        | 600                        | 200                        | 100                        | 200                    | ...                 |
| MEDIAN. . . . .  | 14     | 18                       | 10-                        | ...                        | ...                        | ...                        | ...                        | ...                        | ...                    | ...                 |
| ACQUISITION OF PROPERTY  |        |                          |                            |                            |                            |                            |                            |                            |                        |                     |
| PLACED OR ASSUMED A MORTGAGE. . . . .  | 43 000 | 6 900                    | 13 600                     | 5 600                      | 5 700                      | 3 900                      | 2 100                      | 2 600                      | 2 700                  | 20900               |
| ACQUIRED THROUGH INHERITANCE OR GIFT. . . . .                                  | 1 400  | 600                      | 300                        | 100                        | -                          | 100                        | 200                        | -                          | -                      | ...                 |
| PAID ALL CASH. . . . .   | 2 500  | 500                      | 500                        | 300                        | 100                        | -                          | 500                        | 200                        | 500                    | ...                 |
| ACQUIRED IN OTHER MANNER. . . . .  | 1 400  | 600                      | 300                        | -                          | 200                        | -                          | -                          | 100                        | 100                    | ...                 |
| NOT REPORTED. . . . .  | 500    | -                        | 200                        | -                          | -                          | 300                        | -                          | -                          | -                      | ...                 |

<sup>1</sup>LIMITED TO 1-FAMILY HOMES ON LESS THAN 10 ACRES AND NO BUSINESS ON PROPERTY.

<sup>2</sup>DATA ARE NOT SEPARABLE.

<sup>3</sup>SUM OF PAYMENTS FOR REAL ESTATE TAXES, PROPERTY INSURANCE, UTILITIES, FUEL, WATER, GARBAGE AND TRASH COLLECTION, AND MORTGAGE AT TIME OF ENUMERATION.

TABLE A-5. VALUE OF OWNER OCCUPIED HOUSING UNITS WITH BLACK HOUSEHOLD HEAD: 1976--CONTINUED

(DATA BASED ON SAMPLE, SEE TEXT. FOR MINIMUM BASE FOR DERIVED FIGURES (PERCENT, MEDIAN, ETC.) AND MEANING OF SYMBOLS, SEE TEXT)

| STANDARD METROPOLITAN STATISTICAL AREA<br>BALTIMORE, MD.<br>TOTAL      | TOTAL  | LESS<br>THAN<br>\$10,000 | \$10,000<br>TO<br>\$19,999 | \$20,000<br>TO<br>\$24,999 | \$25,000<br>TO<br>\$29,999 | \$30,000<br>TO<br>\$34,999 | \$35,000<br>TO<br>\$39,999 | \$40,000<br>TO<br>\$49,999 | \$50,000<br>OR<br>MORE | MEDIAN<br>(DOLLARS) |
|--|--------|--------------------------|----------------------------|----------------------------|----------------------------|----------------------------|----------------------------|----------------------------|------------------------|---------------------|
| SPECIFIED OWNER OCCUPIED <sup>1</sup> --CONTINUED                      |        |                          |                            |                            |                            |                            |                            |                            |                        |                     |
| ALTERATIONS AND REPAIRS DURING LAST 12 MONTHS                          |        |                          |                            |                            |                            |                            |                            |                            |                        |                     |
| NO ALTERATIONS OR REPAIRS . . . . .                                    | 15 800 | 2 900                    | 5 400                      | 1 800                      | 2 000                      | 700                        | 1 000                      | 900                        | 1 100                  | 19300               |
| ALTERATIONS AND REPAIRS COSTING LESS THAN \$100 <sup>2</sup> . . . . . | 15 400 | 2 200                    | 4 500                      | 1 500                      | 2 000                      | 2 200                      | 900                        | 900                        | 1 100                  | 23400               |
| ADDITIONS . . . . .  | 200    | -                        | -                          | -                          | -                          | -                          | -                          | -                          | 200                    | ...                 |
| ALTERATIONS . . . . .  | 1 800  | -                        | 1 000                      | -                          | 300                        | 300                        | -                          | 200                        | -                      | ...                 |
| REPLACEMENTS . . . . .   | 2 600  | 700                      | 800                        | 200                        | 300                        | 300                        | 200                        | 200                        | -                      | ...                 |
| REPAIRS . . . . .  | 11 900 | 1 700                    | 3 100                      | 1 300                      | 1 400                      | 1 900                      | 800                        | 800                        | 900                    | 24500               |
| ALTERATIONS AND REPAIRS COSTING \$100 OR MORE <sup>2</sup> . . . . .   | 25 100 | 4 800                    | 7 600                      | 3 400                      | 2 700                      | 2 400                      | 1 100                      | 1 400                      | 1 800                  | 20200               |
| ADDITIONS . . . . .  | 1 300  | 300                      | -                          | 500                        | -                          | 300                        | -                          | -                          | 200                    | ...                 |
| ALTERATIONS . . . . .  | 9 000  | 1 300                    | 3 300                      | 1 400                      | 300                        | 900                        | 600                        | 600                        | 600                    | 20000               |
| REPLACEMENTS . . . . .   | 13 800 | 2 600                    | 4 200                      | 1 800                      | 2 300                      | 1 400                      | 500                        | 800                        | 200                    | 20300               |
| REPAIRS . . . . .  | 12 300 | 2 300                    | 3 400                      | 2 100                      | 800                        | 800                        | 800                        | 1 000                      | 1 300                  | 21300               |
| NOT REPORTED . . . . .   | 300    | -                        | -                          | -                          | 200                        | 200                        | -                          | -                          | -                      | ...                 |
| PLANS FOR IMPROVEMENTS DURING NEXT 12 MONTHS                           |        |                          |                            |                            |                            |                            |                            |                            |                        |                     |
| NONE PLANNED . . . . .   | 15 700 | 2 900                    | 4 300                      | 2 100                      | 2 400                      | 900                        | 800                        | 1 700                      | 600                    | 21600               |
| SOME PLANNED . . . . .   | 28 300 | 4 700                    | 9 000                      | 3 600                      | 3 100                      | 2 700                      | 1 600                      | 1 100                      | 2 500                  | 20700               |
| COSTING LESS THAN \$100 . . . . .                                      | 3 300  | 200                      | 1 100                      | 200                        | 300                        | 700                        | 300                        | 200                        | 500                    | ...                 |
| COSTING \$100 OR MORE . . . . .  | 23 600 | 4 200                    | 7 800                      | 3 300                      | 2 700                      | 1 900                      | 1 300                      | 600                        | 1 900                  | 19800               |
| DON'T KNOW . . . . .   | 1 200  | 300                      | 100                        | -                          | 100                        | 200                        | -                          | 300                        | 100                    | ...                 |
| NOT REPORTED . . . . .   | 100    | -                        | -                          | 100                        | -                          | -                          | -                          | -                          | -                      | ...                 |
| DON'T KNOW . . . . .   | 4 500  | 1 100                    | 1 600                      | 300                        | 300                        | 500                        | 300                        | 200                        | 200                    | 17200               |
| NOT REPORTED . . . . .   | 300    | -                        | -                          | -                          | 200                        | 200                        | -                          | -                          | -                      | ...                 |
| HEATING EQUIPMENT  |        |                          |                            |                            |                            |                            |                            |                            |                        |                     |
| WARM-AIR FURNACE . . . . .   | 20 500 | 4 200                    | 3 900                      | 2 500                      | 2 800                      | 2 200                      | 1 400                      | 1 600                      | 1 800                  | 24300               |
| HEAT PUMP . . . . .  | 200    | -                        | -                          | -                          | -                          | -                          | -                          | -                          | 200                    | ...                 |
| STEAM OR HOT WATER . . . . .   | 25 400 | 3 700                    | 10 200                     | 3 200                      | 3 000                      | 2 000                      | 1 100                      | 1 200                      | 1 000                  | 18800               |
| BUILT-IN ELECTRIC UNITS . . . . .                                      | 100    | -                        | -                          | -                          | -                          | -                          | -                          | 100                        | -                      | ...                 |
| FLOOR, WALL, OR PIPELESS FURNACE . . . . .                             | 800    | 200                      | 300                        | -                          | 200                        | -                          | 200                        | -                          | -                      | ...                 |
| OTHER MEANS . . . . .  | 1 800  | 600                      | 500                        | 300                        | -                          | 200                        | -                          | -                          | 300                    | ...                 |
| NONE . . . . .   | -      | -                        | -                          | -                          | -                          | -                          | -                          | -                          | -                      | ...                 |
| AIR CONDITIONING   |        |                          |                            |                            |                            |                            |                            |                            |                        |                     |
| ROOM UNIT(S) . . . . .   | 20 900 | 3 200                    | 6 700                      | 3 200                      | 3 000                      | 2 600                      | 500                        | 800                        | 1 000                  | 20900               |
| CENTRAL SYSTEM . . . . .   | 5 900  | 200                      | 200                        | 800                        | 500                        | 500                        | 1 000                      | 1 400                      | 1 400                  | 39200               |
| NONE . . . . .   | 22 000 | 5 300                    | 8 000                      | 2 000                      | 2 500                      | 1 200                      | 1 200                      | 800                        | 900                    | 17100               |
| BASEMENT   |        |                          |                            |                            |                            |                            |                            |                            |                        |                     |
| WITH BASEMENT . . . . .  | 44 700 | 8 400                    | 14 000                     | 5 700                      | 5 700                      | 4 200                      | 1 600                      | 2 600                      | 2 500                  | 20000               |
| NO BASEMENT . . . . .  | 4 100  | 300                      | 900                        | 300                        | 300                        | 200                        | 1 100                      | 300                        | 800                    | 35400               |
| SOURCE OF WATER  |        |                          |                            |                            |                            |                            |                            |                            |                        |                     |
| PUBLIC SYSTEM OR PRIVATE COMPANY . . . . .                             | 44 500 | 8 100                    | 14 200                     | 5 400                      | 5 700                      | 3 900                      | 2 200                      | 2 800                      | 2 200                  | 20000               |
| INDIVIDUAL WELL . . . . .  | 3 900  | 400                      | 700                        | 600                        | 300                        | 300                        | 300                        | 100                        | 1 100                  | 27800               |
| OTHER . . . . .  | 400    | 200                      | -                          | -                          | -                          | 200                        | 100                        | -                          | -                      | ...                 |
| SEWAGE DISPOSAL  |        |                          |                            |                            |                            |                            |                            |                            |                        |                     |
| PUBLIC SEWER . . . . .   | 43 200 | 8 100                    | 14 100                     | 5 000                      | 5 500                      | 3 900                      | 2 200                      | 2 700                      | 1 700                  | 19600               |
| SEPTIC TANK OR CESSPOOL . . . . .                                      | 4 500  | 100                      | 500                        | 800                        | 400                        | 500                        | 400                        | 300                        | 1 500                  | 35100               |
| OTHER . . . . .  | 1 000  | 400                      | 300                        | 300                        | -                          | -                          | -                          | -                          | -                      | ...                 |
| HOUSE HEATING FUEL   |        |                          |                            |                            |                            |                            |                            |                            |                        |                     |
| UTILITY GAS . . . . .  | 18 800 | 2 100                    | 5 600                      | 2 900                      | 3 000                      | 1 800                      | 1 300                      | 1 300                      | 900                    | 23000               |
| BOTTLED, TANK, OR LP GAS . . . . .                                     | 400    | -                        | 100                        | 100                        | -                          | -                          | -                          | -                          | 100                    | ...                 |
| FUEL OIL, KEROSENE, ETC. . . . .                                       | 28 500 | 6 100                    | 9 100                      | 3 000                      | 3 000                      | 2 600                      | 1 400                      | 1 400                      | 1 900                  | 18900               |
| ELECTRICITY . . . . .  | 600    | -                        | -                          | -                          | -                          | -                          | -                          | 300                        | 300                    | ...                 |
| COAL OR COKE . . . . .   | 500    | 500                      | -                          | -                          | -                          | -                          | -                          | -                          | -                      | ...                 |
| WOOD . . . . .   | -      | -                        | -                          | -                          | -                          | -                          | -                          | -                          | -                      | ...                 |
| OTHER FUEL . . . . .   | -      | -                        | -                          | -                          | -                          | -                          | -                          | -                          | -                      | ...                 |
| NONE . . . . .   | -      | -                        | -                          | -                          | -                          | -                          | -                          | -                          | -                      | ...                 |
| COOKING FUEL   |        |                          |                            |                            |                            |                            |                            |                            |                        |                     |
| UTILITY GAS . . . . .  | 39 900 | 8 000                    | 13 400                     | 5 100                      | 5 700                      | 3 400                      | 1 900                      | 1 700                      | 600                    | 18900               |
| BOTTLED, TANK, OR LP GAS . . . . .                                     | 3 700  | 400                      | 600                        | 600                        | 300                        | 300                        | 300                        | 300                        | 900                    | ...                 |
| ELECTRICITY . . . . .  | 5 000  | -                        | 900                        | 300                        | -                          | 600                        | 500                        | 900                        | 1 700                  | 41900               |
| FUEL OIL, KEROSENE, ETC. . . . .                                       | -      | -                        | -                          | -                          | -                          | -                          | -                          | -                          | -                      | ...                 |
| COAL OR COKE . . . . .   | 200    | 200                      | -                          | -                          | -                          | -                          | -                          | -                          | -                      | ...                 |
| WOOD . . . . .   | -      | -                        | -                          | -                          | -                          | -                          | -                          | -                          | -                      | ...                 |
| OTHER FUEL . . . . .   | -      | -                        | -                          | -                          | -                          | -                          | -                          | -                          | -                      | ...                 |
| NONE . . . . .   | -      | -                        | -                          | -                          | -                          | -                          | -                          | -                          | -                      | ...                 |
| SELECTED CHARACTERISTICS   |        |                          |                            |                            |                            |                            |                            |                            |                        |                     |
| OWNED SECOND HOME . . . . .  | 1 100  | -                        | 200                        | -                          | 100                        | -                          | 100                        | 300                        | 300                    | ...                 |
| WITH GARAGE OR CARPORT ON PROPERTY . . . . .                           | 11 900 | 700                      | 3 300                      | 1 100                      | 2 200                      | 1 100                      | 800                        | 1 600                      | 1 300                  | 27300               |
| AUTOMOBILES AVAILABLE:   |        |                          |                            |                            |                            |                            |                            |                            |                        |                     |
| 1 . . . . .  | 22 500 | 3 500                    | 7 800                      | 2 000                      | 3 400                      | 2 200                      | 1 600                      | 900                        | 1 100                  | 20000               |
| 2 . . . . .  | 13 700 | 1 000                    | 3 400                      | 2 400                      | 1 600                      | 1 500                      | 600                        | 1 400                      | 1 900                  | 25300               |
| 3 OR MORE . . . . .  | 2 600  | 300                      | 700                        | 300                        | 100                        | 500                        | -                          | 500                        | 200                    | ...                 |
| TRUCKS AVAILABLE:  |        |                          |                            |                            |                            |                            |                            |                            |                        |                     |
| 1 . . . . .  | 4 200  | 500                      | 600                        | 800                        | 600                        | 300                        | 300                        | 200                        | 900                    | 26700               |
| 2 OR MORE . . . . .  | 300    | -                        | -                          | -                          | -                          | 200                        | -                          | -                          | 200                    | ...                 |
| FAILURES IN PLUMBING AND EQUIPMENT                                     |        |                          |                            |                            |                            |                            |                            |                            |                        |                     |
| UNITS OCCUPIED 3 MONTHS OR LONGER . . . . .                            | 47 500 | 8 500                    | 14 600                     | 6 000                      | 5 800                      | 4 200                      | 2 500                      | 3 000                      | 3 000                  | 20600               |
| UNUSABLE 6 HOURS OR LONGER:  |        |                          |                            |                            |                            |                            |                            |                            |                        |                     |
| WATER SUPPLY . . . . .   | 1 400  | 200                      | 300                        | 100                        | -                          | 200                        | 100                        | -                          | 400                    | ...                 |
| SEWAGE DISPOSAL . . . . .  | 200    | -                        | 200                        | -                          | -                          | -                          | -                          | -                          | -                      | ...                 |
| FLUSH TOILET . . . . .   | 1 100  | -                        | 600                        | 200                        | -                          | -                          | -                          | -                          | 300                    | ...                 |
| UNITS OCCUPIED LAST WINTER   |        |                          |                            |                            |                            |                            |                            |                            |                        |                     |
| UNUSABLE 6 HOURS OR LONGER:  | 46 900 | 8 500                    | 14 700                     | 6 000                      | 5 500                      | 4 200                      | 2 400                      | 2 800                      | 2 800                  | 20200               |
| HEATING EQUIPMENT . . . . .  | 4 600  | 500                      | 1 600                      | 500                        | 800                        | 500                        | 300                        | 500                        | -                      | 22000               |

<sup>1</sup>LIMITED TO 1-FAMILY HOMES ON LESS THAN 10 ACRES AND NO BUSINESS ON PROPERTY.  
<sup>2</sup>COMPONENTS MAY NOT ADD TO TOTAL BECAUSE MORE THAN ONE IMPROVEMENT WAS MADE.

TABLE A-6. GROSS RENT OF RENTER OCCUPIED HOUSING UNITS WITH BLACK HOUSEHOLD HEAD: 1976

(DATA BASED ON SAMPLE, SEE TEXT. FOR MINIMUM BASE FOR DERIVED FIGURES (PERCENT, MEDIAN, ETC.) AND MEANING OF SYMBOLS, SEE TEXT)

| STANDARD METROPOLITAN STATISTICAL AREA<br>BALTIMORE, MD.<br>TOTAL                   | TOTAL  | LESS<br>THAN<br>\$70 | \$70<br>TO<br>\$99 | \$100<br>TO<br>\$149 | \$150<br>TO<br>\$199 | \$200<br>TO<br>\$249 | \$250<br>OR<br>MORE | NO<br>CASH<br>RENT | MEDIAN<br>(DOLLARS) |
|---|--------|----------------------|--------------------|----------------------|----------------------|----------------------|---------------------|--------------------|---------------------|
| SPECIFIED RENTER OCCUPIED <sup>1</sup> . . . . .                                    | 96 800 | 7 000                | 5 700              | 25 200               | 33 000               | 19 400               | 5 400               | 1 200              | 165                 |
| UNITS REPORTING AMOUNT PAID FOR GAR-<br>BAGE AND TRASH COLLECTION SERVICE . . . . . | 600    | -                    | -                  | 200                  | 200                  | 200                  | -                   | 100                | ...                 |
| UNITS IN STRUCTURE  |        |                      |                    |                      |                      |                      |                     |                    |                     |
| 1. . . . .  | 43 500 | 4 400                | 1 900              | 6 600                | 15 300               | 10 800               | 3 600               | 800                | 177                 |
| 2 TO 4 . . . . .  | 25 300 | 300                  | 2 800              | 12 900               | 7 500                | 900                  | 500                 | 300                | 136                 |
| 5 TO 19 . . . . .   | 22 700 | 500                  | 900                | 4 000                | 9 100                | 7 000                | 1 100               | -                  | 182                 |
| 20 OR MORE . . . . .  | 5 200  | 1 800                | -                  | 1 700                | 800                  | 600                  | 200                 | 200                | 122                 |
| MOBILE HOME OR TRAILER . . . . .  | 200    | -                    | -                  | -                    | 200                  | -                    | -                   | -                  | ...                 |
| YEAR STRUCTURE BUILT  |        |                      |                    |                      |                      |                      |                     |                    |                     |
| APRIL 1970 OR LATER . . . . .   | 5 400  | -                    | 200                | -                    | 2 400                | 1 900                | 900                 | -                  | 204                 |
| 1965 TO MARCH 1970 . . . . .  | 6 500  | 200                  | -                  | 300                  | 3 000                | 2 700                | 300                 | -                  | 195                 |
| 1960 TO 1964 . . . . .  | 6 600  | 300                  | 200                | 200                  | 2 600                | 3 000                | 300                 | -                  | 201                 |
| 1950 TO 1959 . . . . .  | 8 400  | 1 400                | 500                | 1 100                | 3 300                | 1 600                | 500                 | -                  | 167                 |
| 1940 TO 1939 . . . . .  | 6 700  | 2 100                | 200                | 1 300                | 2 200                | 200                  | 800                 | -                  | 141                 |
| 1939 OR EARLIER . . . . .   | 63 300 | 3 000                | 4 700              | 22 200               | 19 500               | 10 000               | 2 600               | 1 200              | 153                 |
| COMPLETE BATHROOMS  |        |                      |                    |                      |                      |                      |                     |                    |                     |
| 1. . . . .  | 81 500 | 6 800                | 4 900              | 24 100               | 28 400               | 14 200               | 2 400               | 800                | 158                 |
| 1 AND ONE-HALF . . . . .  | 7 800  | -                    | 200                | -                    | 3 000                | 2 700                | 1 700               | 100                | 211                 |
| 2 OR MORE . . . . .   | 6 300  | -                    | 200                | 900                  | 1 200                | 2 500                | 1 300               | 200                | 214                 |
| ALSO USED BY ANOTHER HOUSEHOLD . . . . .  | 100    | -                    | 100                | -                    | -                    | -                    | -                   | -                  | ...                 |
| NONE . . . . .  | 1 100  | 200                  | 300                | 200                  | 300                  | -                    | -                   | 100                | ...                 |
| COMPLETE KITCHEN FACILITIES   |        |                      |                    |                      |                      |                      |                     |                    |                     |
| FOR EXCLUSIVE USE OF HOUSEHOLD . . . . .  | 95 300 | 6 800                | 5 200              | 24 700               | 32 700               | 19 400               | 5 400               | 1 100              | 166                 |
| ALSO USED BY ANOTHER HOUSEHOLD . . . . .  | -      | -                    | -                  | -                    | -                    | -                    | -                   | -                  | -                   |
| NO COMPLETE KITCHEN FACILITIES . . . . .  | 1 600  | 200                  | 500                | 500                  | 300                  | -                    | -                   | 100                | ...                 |
| ROOMS   |        |                      |                    |                      |                      |                      |                     |                    |                     |
| 1 AND 2 ROOMS . . . . .   | 3 500  | 200                  | 300                | 2 400                | 500                  | 200                  | -                   | -                  | ...                 |
| 3 ROOMS . . . . .   | 18 800 | 2 400                | 1 600              | 8 200                | 5 500                | 1 300                | -                   | -                  | 133                 |
| 4 ROOMS . . . . .   | 28 800 | 3 000                | 1 700              | 7 600                | 10 000               | 5 100                | 1 100               | 300                | 160                 |
| 5 ROOMS . . . . .   | 16 900 | 1 000                | 1 500              | 3 200                | 5 500                | 4 300                | 1 400               | 200                | 175                 |
| 6 ROOMS . . . . .   | 22 000 | 500                  | 500                | 2 600                | 9 300                | 6 200                | 2 200               | 800                | 187                 |
| 7 ROOMS OR MORE . . . . .   | 6 700  | -                    | 200                | 1 300                | 2 200                | 2 400                | 600                 | -                  | 192                 |
| MEDIAN . . . . .  | 4.4    | 3.8                  | 4.1                | 3.8                  | 4.6                  | 5.2                  | 5.6                 | ...                | ...                 |
| BEDROOMS  |        |                      |                    |                      |                      |                      |                     |                    |                     |
| NONE . . . . .  | 200    | 200                  | -                  | -                    | -                    | -                    | -                   | -                  | ...                 |
| 1. . . . .  | 24 200 | 2 400                | 1 700              | 11 000               | 7 100                | 2 100                | -                   | -                  | 136                 |
| 2. . . . .  | 38 100 | 3 200                | 2 300              | 9 900                | 13 200               | 7 600                | 1 400               | 500                | 163                 |
| 3 OR MORE . . . . .   | 34 400 | 1 300                | 1 600              | 4 300                | 12 700               | 9 700                | 4 000               | 800                | 187                 |
| PERSONS   |        |                      |                    |                      |                      |                      |                     |                    |                     |
| 1 PERSON . . . . .  | 21 200 | 2 200                | 2 000              | 7 300                | 6 900                | 2 200                | -                   | 600                | 141                 |
| 2 PERSONS . . . . .   | 26 800 | 2 100                | 1 400              | 9 300                | 8 100                | 4 400                | 1 000               | 500                | 152                 |
| 3 PERSONS . . . . .   | 18 500 | 600                  | 300                | 3 400                | 8 000                | 4 100                | 1 900               | 100                | 180                 |
| 4 PERSONS . . . . .   | 12 600 | 900                  | 500                | 2 700                | 4 300                | 3 000                | 1 100               | -                  | 174                 |
| 5 PERSONS . . . . .   | 7 500  | 500                  | 1 000              | 1 200                | 2 400                | 2 200                | 300                 | -                  | 174                 |
| 6 PERSONS OR MORE . . . . .   | 10 200 | 600                  | 500                | 1 300                | 3 300                | 3 400                | 1 100               | -                  | 190                 |
| MEDIAN . . . . .  | 2.5    | 2.1                  | 2.1                | 2.1                  | 2.7                  | 3.2                  | 3.4                 | ...                | ...                 |
| UNITS WITH SUBFAMILIES . . . . .  | 1 700  | -                    | -                  | -                    | 500                  | 1 100                | 200                 | -                  | ...                 |
| UNITS WITH NONRELATIVES . . . . .   | 8 600  | 300                  | 300                | 2 300                | 2 500                | 1 900                | 1 100               | 200                | 175                 |
| PLUMBING FACILITIES BY PERSONS PER ROOM   |        |                      |                    |                      |                      |                      |                     |                    |                     |
| WITH ALL PLUMBING FACILITIES . . . . .  | 95 900 | 6 800                | 5 200              | 25 200               | 32 800               | 19 400               | 5 400               | 1 100              | 165                 |
| 1.00 OR LESS . . . . .  | 87 100 | 6 000                | 4 600              | 22 600               | 30 800               | 17 500               | 4 600               | 1 100              | 166                 |
| 1.01 TO 1.50 . . . . .  | 8 000  | 800                  | 500                | 2 400                | 1 900                | 1 900                | 500                 | -                  | 158                 |
| 1.51 OR MORE . . . . .  | 800    | -                    | 200                | 200                  | 200                  | -                    | 300                 | -                  | ...                 |
| LACKING SOME OR ALL PLUMBING FACILITIES . . . . .                                   | 900    | 200                  | 500                | -                    | 200                  | -                    | -                   | 100                | ...                 |
| 1.00 OR LESS . . . . .  | 800    | 200                  | 300                | -                    | 200                  | -                    | -                   | 100                | ...                 |
| 1.01 TO 1.50 . . . . .  | 200    | -                    | 200                | -                    | -                    | -                    | -                   | -                  | ...                 |
| 1.51 OR MORE . . . . .  | -      | -                    | -                  | -                    | -                    | -                    | -                   | -                  | ...                 |
| HOUSEHOLD COMPOSITION BY AGE OF HEAD  |        |                      |                    |                      |                      |                      |                     |                    |                     |
| 2-OR-MORE-PERSON HOUSEHOLDS . . . . .   | 75 600 | 4 800                | 3 700              | 17 800               | 26 100               | 17 200               | 5 400               | 600                | 171                 |
| MALE HEAD, WIFE PRESENT, NO NONRELATIVES . . . . .                                  | 30 500 | 500                  | 1 600              | 6 800                | 10 500               | 8 500                | 2 400               | 300                | 179                 |
| UNDER 25 YEARS . . . . .  | 2 300  | -                    | 300                | 800                  | 800                  | 300                  | -                   | -                  | ...                 |
| 25 TO 29 YEARS . . . . .  | 6 100  | -                    | -                  | 500                  | 2 700                | 2 100                | 800                 | -                  | 196                 |
| 30 TO 34 YEARS . . . . .  | 4 400  | -                    | 200                | 800                  | 1 100                | 1 600                | 800                 | -                  | 205                 |
| 35 TO 44 YEARS . . . . .  | 7 100  | 100                  | 200                | 1 800                | 2 500                | 1 900                | 500                 | -                  | 177                 |
| 45 TO 64 YEARS . . . . .  | 7 900  | 200                  | 800                | 2 400                | 2 500                | 1 600                | 300                 | 200                | 161                 |
| 65 YEARS AND OVER . . . . .   | 2 700  | 200                  | 200                | 500                  | 800                  | 900                  | -                   | 100                | ...                 |
| OTHER MALE HEAD . . . . .   | 7 000  | 200                  | 300                | 1 800                | 1 900                | 1 600                | 900                 | 300                | 178                 |
| UNDER 65 YEARS . . . . .  | 6 400  | 200                  | 300                | 1 600                | 1 700                | 1 400                | 900                 | 200                | 178                 |
| 65 YEARS AND OVER . . . . .   | 600    | -                    | -                  | 200                  | 200                  | 200                  | -                   | 200                | ...                 |
| FEMALE HEAD . . . . .   | 38 100 | 4 200                | 1 800              | 9 300                | 13 700               | 7 100                | 2 100               | -                  | 164                 |
| UNDER 65 YEARS . . . . .  | 36 400 | 4 000                | 1 600              | 8 800                | 13 200               | 6 600                | 2 100               | -                  | 164                 |
| 65 YEARS AND OVER . . . . .   | 1 800  | 200                  | 200                | 500                  | 500                  | 500                  | -                   | -                  | ...                 |
| 1-PERSON HOUSEHOLDS . . . . .   | 21 200 | 2 200                | 2 000              | 7 300                | 6 900                | 2 200                | -                   | 600                | 141                 |
| UNDER 65 YEARS . . . . .  | 17 900 | 1 300                | 1 400              | 6 000                | 6 600                | 2 200                | -                   | 500                | 150                 |
| 65 YEARS AND OVER . . . . .   | 3 300  | 900                  | 600                | 1 300                | 300                  | -                    | -                   | 100                | ...                 |

<sup>1</sup>EXCLUDES 1-FAMILY HOMES ON 10 ACRES OR MORE.

TABLE A-6. GROSS RENT OF RENTER OCCUPIED HOUSING UNITS WITH BLACK HOUSEHOLD HEAD: 1975--CONTINUED

(DATA BASED ON SAMPLE, SEE TEXT. FOR MINIMUM BASE FOR DERIVED FIGURES (PERCENT, MEDIAN, ETC.) AND MEANING OF SYMBOLS, SEE TEXT)

| STANDARD METROPOLITAN STATISTICAL AREA<br>BALTIMORE, MD.<br>TOTAL | TOTAL  | LESS<br>THAN<br>\$70 | \$70<br>TO<br>\$99 | \$100<br>TO<br>\$149 | \$150<br>TO<br>\$199 | \$200<br>TO<br>\$249 | \$250<br>OR<br>MORE | NO<br>CASH<br>RENT | MEDIAN<br>(DOLLARS) |
|---|--------|----------------------|--------------------|----------------------|----------------------|----------------------|---------------------|--------------------|---------------------|
| SPECIFIED RENTER OCCUPIED <sup>1</sup> --CONTINUED                |        |                      |                    |                      |                      |                      |                     |                    |                     |
| OWN CHILDREN UNDER 18 YEARS OLD BY AGE GROUP                      |        |                      |                    |                      |                      |                      |                     |                    |                     |
| NO OWN CHILDREN UNDER 18 YEARS                                    | 52 100 | 3 500                | 3 800              | 15 900               | 17 400               | 8 600                | 1 800               | 1 200              | 157                 |
| WITH OWN CHILDREN UNDER 18 YEARS                                  | 44 700 | 3 500                | 1 900              | 9 300                | 15 600               | 10 800               | 3 600               | -                  | 174                 |
| UNDER 6 YEARS ONLY  | 9 700  | 600                  | 300                | 1 900                | 2 800                | 3 100                | 900                 | -                  | 184                 |
| 1.  | 6 900  | 600                  | -                  | 1 300                | 2 200                | 1 900                | 900                 | -                  | 185                 |
| 2.  | 2 100  | -                    | -                  | 500                  | 600                  | 1 000                | -                   | -                  | ...                 |
| 3 OR MORE   | 700    | -                    | 300                | 200                  | -                    | 200                  | -                   | -                  | ...                 |
| 6 TO 17 YEARS ONLY  | 25 900 | 1 600                | 1 600              | 5 300                | 8 900                | 6 800                | 1 600               | -                  | 174                 |
| 1.  | 11 200 | 700                  | 300                | 2 900                | 4 100                | 2 700                | 500                 | -                  | 170                 |
| 2.  | 5 700  | 300                  | 300                | 1 100                | 2 200                | 1 300                | 500                 | -                  | 175                 |
| 3 OR MORE   | 9 100  | 600                  | 1 000              | 1 300                | 2 600                | 2 900                | 600                 | -                  | 180                 |
| BOTH AGE GROUPS   | 9 200  | 1 300                | -                  | 2 100                | 3 800                | 1 000                | 1 100               | -                  | 167                 |
| 1.  | 5 400  | 600                  | -                  | 1 000                | 3 000                | 300                  | 500                 | -                  | 168                 |
| 2.  | 3 900  | 600                  | -                  | 1 100                | 800                  | 600                  | 700                 | -                  | 161                 |
| 3 OR MORE   | -      | -                    | -                  | -                    | -                    | -                    | -                   | -                  | -                   |
| YEARS OF SCHOOL COMPLETED BY HEAD                                 |        |                      |                    |                      |                      |                      |                     |                    |                     |
| NO SCHOOL YEARS COMPLETED   | 1 100  | -                    | -                  | 500                  | 200                  | 300                  | -                   | 100                | ...                 |
| ELEMENTARY:   |        |                      |                    |                      |                      |                      |                     |                    |                     |
| LESS THAN 8 YEARS   | 16 000 | 3 200                | 2 200              | 4 300                | 3 300                | 2 000                | 500                 | 500                | 127                 |
| 8 YEARS   | 6 700  | 100                  | 900                | 2 700                | 2 100                | 800                  | -                   | -                  | 141                 |
| HIGH SCHOOL:  |        |                      |                    |                      |                      |                      |                     |                    |                     |
| 1 TO 3 YEARS  | 26 900 | 1 800                | 1 300              | 7 500                | 9 000                | 5 300                | 1 700               | 300                | 165                 |
| 4 YEARS   | 30 800 | 1 600                | 1 300              | 7 900                | 12 700               | 5 500                | 1 600               | 200                | 167                 |
| COLLEGE:  |        |                      |                    |                      |                      |                      |                     |                    |                     |
| 1 TO 3 YEARS  | 10 200 | 200                  | -                  | 1 100                | 4 600                | 3 000                | 1 300               | -                  | 190                 |
| 4 YEARS OR MORE   | 5 300  | 200                  | -                  | 1 100                | 1 100                | 2 400                | 300                 | 200                | 203                 |
| MEDIAN  | 11.8   | 9.6                  | 8.6                | 11.1                 | 12.1                 | 12.2                 | 12.3                | ...                | ...                 |
| YEAR HEAD MOVED INTO UNIT   |        |                      |                    |                      |                      |                      |                     |                    |                     |
| 1975 OR LATER   | 35 700 | 1 200                | 1 200              | 9 300                | 12 100               | 8 400                | 3 100               | 200                | 174                 |
| MOVED IN WITHIN PAST 12 MONTHS                                    | 28 000 | 800                  | 900                | 6 100                | 9 000                | 6 200                | 1 900               | 200                | 175                 |
| APRIL 1970 TO 1974  | 32 400 | 2 700                | 1 900              | 8 000                | 9 900                | 7 600                | 1 900               | 300                | 167                 |
| 1965 TO MARCH 1970  | 17 300 | 1 600                | 1 300              | 4 300                | 7 200                | 2 400                | 300                 | 300                | 159                 |
| 1960 TO 1964  | 7 000  | 500                  | 1 000              | 2 000                | 2 700                | 1 000                | -                   | -                  | 152                 |
| 1950 TO 1959  | 3 500  | 800                  | 300                | 1 100                | 900                  | -                    | -                   | 300                | ...                 |
| 1949 OR EARLIER   | 1 000  | 200                  | -                  | 500                  | 200                  | -                    | -                   | 100                | ...                 |
| GROSS RENT AS PERCENTAGE OF INCOME                                |        |                      |                    |                      |                      |                      |                     |                    |                     |
| LESS THAN 10 PERCENT  | 3 100  | 500                  | 200                | 1 300                | 800                  | 200                  | 200                 | -                  | ...                 |
| 10 TO 14 PERCENT  | 14 200 | 500                  | 1 100              | 2 900                | 4 600                | 4 500                | 600                 | -                  | 178                 |
| 15 TO 19 PERCENT  | 14 000 | 1 100                | 200                | 3 700                | 5 300                | 2 500                | 1 100               | -                  | 168                 |
| 20 TO 24 PERCENT  | 17 300 | 4 000                | 900                | 2 900                | 5 700                | 2 500                | 1 300               | -                  | 158                 |
| 25 TO 34 PERCENT  | 15 200 | 600                  | 800                | 2 200                | 6 800                | 4 100                | 500                 | -                  | 178                 |
| 35 PERCENT OR MORE  | 31 100 | 300                  | 2 400              | 11 900               | 9 500                | 5 400                | 1 600               | -                  | 155                 |
| NOT COMPUTED  | 2 100  | -                    | 200                | 200                  | 200                  | 200                  | 200                 | 1 200              | ...                 |
| MEDIAN  | 25     | 22                   | 30                 | 33                   | 25                   | 25                   | 23                  | -                  | ...                 |
| HEATING EQUIPMENT   |        |                      |                    |                      |                      |                      |                     |                    |                     |
| WARM-AIR FURNACE  | 47 900 | 1 600                | 1 400              | 8 600                | 17 800               | 14 300               | 3 800               | 300                | 183                 |
| HEAT PUMP   | -      | -                    | -                  | -                    | -                    | -                    | -                   | -                  | -                   |
| STEAM OR HOT WATER  | 40 600 | 5 100                | 2 400              | 13 700               | 12 700               | 4 800                | 1 500               | 600                | 145                 |
| BUILT-IN ELECTRIC UNITS   | 1 600  | -                    | 300                | 800                  | 200                  | 300                  | -                   | -                  | ...                 |
| FLOOR, WALL, OR PIPELESS FURNACE                                  | 1 500  | -                    | -                  | 500                  | 900                  | -                    | -                   | -                  | ...                 |
| OTHER MEANS   | 4 800  | 300                  | 1 400              | 1 400                | 1 400                | -                    | 100                 | -                  | ...                 |
| NONE  | 300    | -                    | 200                | 200                  | -                    | -                    | -                   | 300                | 119                 |
| AIR CONDITIONING  |        |                      |                    |                      |                      |                      |                     |                    |                     |
| ROOM UNIT(S)  | 21 000 | 800                  | 1 000              | 4 700                | 9 600                | 3 200                | 1 300               | 500                | 169                 |
| CENTRAL SYSTEM  | 18 400 | 300                  | 300                | 800                  | 6 100                | 8 900                | 1 900               | -                  | 209                 |
| NONE  | 57 400 | 5 900                | 4 400              | 19 600               | 17 200               | 7 300                | 2 200               | 800                | 145                 |
| ELEVATOR IN STRUCTURE   |        |                      |                    |                      |                      |                      |                     |                    |                     |
| 4 FLOORS OR MORE  | 5 200  | 1 600                | -                  | 2 000                | 1 000                | 500                  | -                   | 200                | 123                 |
| WITH ELEVATOR   | 3 600  | 1 600                | -                  | 1 200                | 300                  | 300                  | -                   | 200                | ...                 |
| WALK-UP   | 1 600  | -                    | -                  | 800                  | 700                  | 200                  | -                   | -                  | ...                 |
| 1 TO 3 FLOORS   | 91 600 | 5 400                | 5 700              | 23 200               | 32 000               | 18 900               | 5 400               | 1 100              | 167                 |
| BASEMENT  |        |                      |                    |                      |                      |                      |                     |                    |                     |
| WITH BASEMENT   | 72 100 | 2 900                | 4 300              | 21 600               | 22 800               | 15 000               | 4 300               | 1 200              | 164                 |
| NO BASEMENT   | 24 800 | 4 100                | 1 400              | 3 600                | 10 200               | 4 400                | 1 100               | -                  | 166                 |
| SOURCE OF WATER   |        |                      |                    |                      |                      |                      |                     |                    |                     |
| PUBLIC SYSTEM OR PRIVATE COMPANY                                  | 95 800 | 7 000                | 5 400              | 25 200               | 32 500               | 19 400               | 5 400               | 900                | 165                 |
| INDIVIDUAL WELL   | 900    | -                    | 300                | -                    | 300                  | -                    | -                   | 300                | ...                 |
| OTHER   | 200    | -                    | -                  | -                    | 200                  | -                    | -                   | -                  | ...                 |
| SEWAGE DISPOSAL   |        |                      |                    |                      |                      |                      |                     |                    |                     |
| PUBLIC SEWER  | 95 800 | 7 000                | 5 400              | 25 200               | 32 500               | 19 400               | 5 400               | 900                | 165                 |
| SEPTIC TANK OR CESSPOOL   | 600    | -                    | 100                | -                    | 300                  | -                    | -                   | 200                | ...                 |
| OTHER   | 500    | -                    | 200                | -                    | 200                  | -                    | -                   | 100                | ...                 |
| HOUSE HEATING FUEL  |        |                      |                    |                      |                      |                      |                     |                    |                     |
| UTILITY GAS   | 42 300 | 2 600                | 2 400              | 7 500                | 15 700               | 10 800               | 3 300               | -                  | 177                 |
| BOTTLED, TANK, OR LP GAS  | 200    | -                    | -                  | -                    | -                    | -                    | -                   | 200                | -                   |
| FUEL OIL, KEROSENE, ETC.  | 47 400 | 4 100                | 2 700              | 16 100               | 15 500               | 6 400                | 1 600               | 1 100              | 151                 |
| ELECTRICITY   | 5 400  | 200                  | 300                | 1 000                | 1 300                | 2 200                | 500                 | -                  | 199                 |
| COAL OR COKE  | 1 100  | -                    | 200                | 500                  | 500                  | -                    | -                   | -                  | ...                 |
| WOOD  | 200    | 200                  | -                  | -                    | -                    | -                    | -                   | -                  | ...                 |
| OTHER FUEL  | 200    | -                    | -                  | -                    | -                    | -                    | -                   | -                  | ...                 |
| NONE  | 300    | -                    | 200                | 200                  | -                    | -                    | -                   | -                  | ...                 |

<sup>1</sup>EXCLUDES 1-FAMILY HOMES ON 10 ACRES OR MORE.

TABLE A-6. GROSS RENT OF RENTER OCCUPIED HOUSING UNITS WITH BLACK HOUSEHOLD HEAD: 1976--CONTINUED

(DATA BASED ON SAMPLE, SEE TEXT. FOR MINIMUM BASE FOR DERIVED FIGURES (PERCENT, MEDIAN, ETC.) AND MEANING OF SYMBOLS, SEE TEXT)

| STANDARD METROPOLITAN STATISTICAL AREA<br>BALTIMORE, MD.<br>TOTAL  | TOTAL  | LESS<br>THAN<br>\$70 | \$70<br>TO<br>\$99 | \$100<br>TO<br>\$149 | \$150<br>TO<br>\$199 | \$200<br>TO<br>\$249 | \$250<br>OR<br>MORE | NO<br>CASH<br>RENT | MEDIAN<br>(DOLLARS) |
|--|--------|----------------------|--------------------|----------------------|----------------------|----------------------|---------------------|--------------------|---------------------|
| SPECIFIED RENTER OCCUPIED:--CONTINUED                              |        |                      |                    |                      |                      |                      |                     |                    |                     |
| COOKING FUEL   |        |                      |                    |                      |                      |                      |                     |                    |                     |
| UTILITY GAS . . . . .  | 91 000 | 6 800                | 5 100              | 24 200               | 31 300               | 17 600               | 5 100               | 900                | 164                 |
| BOTTLED, TANK, OR LP GAS . . . . .                                 | 900    | -                    | 300                | -                    | 500                  | -                    | -                   | 200                | ...                 |
| ELECTRICITY . . . . .  | 4 700  | -                    | 300                | 900                  | 1 300                | 1 800                | 300                 | 100                | 191                 |
| FUEL OIL, KEROSENE, ETC. . . . .                                   | -      | -                    | -                  | -                    | -                    | -                    | -                   | -                  | -                   |
| COAL OR COKE . . . . .   | -      | -                    | -                  | -                    | -                    | -                    | -                   | -                  | -                   |
| WOOD . . . . .   | 200    | 200                  | -                  | -                    | -                    | -                    | -                   | -                  | ...                 |
| OTHER FUEL . . . . .   | -      | -                    | -                  | -                    | -                    | -                    | -                   | -                  | -                   |
| NONE . . . . .   | -      | -                    | -                  | -                    | -                    | -                    | -                   | -                  | -                   |
| INCLUSION IN RENT  |        |                      |                    |                      |                      |                      |                     |                    |                     |
| PARKING FACILITIES . . . . .                                       | 94 500 | 7 000                | 5 700              | 24 800               | 32 800               | 18 700               | 5 400               | NA                 | 165                 |
| GARBAGE AND TRASH COLLECTION . . . . .                             | 96 200 | 7 000                | 5 700              | 25 000               | 32 800               | 19 200               | 5 400               | 1 100              | 165                 |
| FURNITURE . . . . .  | 3 500  | 200                  | 300                | 2 600                | 300                  | 200                  | -                   | NA                 | ...                 |
| PUBLIC OR SUBSIDIZED HOUSING <sup>2</sup>                          |        |                      |                    |                      |                      |                      |                     |                    |                     |
| UNITS IN PUBLIC HOUSING PROJECT . . . . .                          | 18 200 | 6 500                | 1 600              | 3 600                | 4 300                | 1 700                | 300                 | 200                | 113                 |
| PRIVATE UNITS . . . . .  | 78 000 | 500                  | 4 100              | 21 300               | 28 300               | 17 700               | 5 100               | 1 100              | 172                 |
| WITH GOVERNMENT RENT SUBSIDIES . . . . .                           | 1 400  | -                    | 500                | 200                  | 600                  | 200                  | -                   | -                  | ...                 |
| NOT REPORTED . . . . .   | 500    | -                    | -                  | 300                  | 200                  | -                    | -                   | -                  | ...                 |
| OWNER OR MANAGER ON PROPERTY                                       |        |                      |                    |                      |                      |                      |                     |                    |                     |
| 2' OR MORE UNITS IN STRUCTURE . . . . .                            | 53 200 | 2 600                | 3 800              | 18 600               | 17 500               | 8 600                | 1 800               | 500                | 154                 |
| WITH OWNER ON PROPERTY . . . . .                                   | 4 100  | -                    | 600                | 1 600                | 1 300                | 200                  | 200                 | 300                | ...                 |
| WITH RESIDENT MANAGER OR SUPERINTENDENT ON<br>PROPERTY . . . . .   | 15 900 | 800                  | 500                | 2 100                | 5 800                | 5 400                | 1 100               | 200                | 188                 |
| 1 UNIT IN STRUCTURE (INCLUDES MOBILE HOME OR<br>TRAILER) . . . . . | 43 600 | 4 400                | 1 900              | 6 600                | 15 500               | 10 800               | 3 600               | 800                | 177                 |
| OWNED SECOND HOME  |        |                      |                    |                      |                      |                      |                     |                    |                     |
| YES . . . . .  | 1 600  | -                    | -                  | 300                  | 500                  | 500                  | 300                 | -                  | ...                 |
| NO . . . . .   | 95 200 | 7 000                | 5 700              | 24 900               | 32 500               | 18 900               | 5 100               | 1 200              | 164                 |
| AUTOMOBILES AND TRUCKS AVAILABLE                                   |        |                      |                    |                      |                      |                      |                     |                    |                     |
| AUTOMOBILES AVAILABLE:   |        |                      |                    |                      |                      |                      |                     |                    |                     |
| 1 . . . . .  | 33 700 | 300                  | 800                | 6 400                | 14 800               | 8 900                | 2 000               | 500                | 180                 |
| 2 . . . . .  | 9 600  | -                    | -                  | 1 100                | 3 400                | 3 200                | 1 900               | -                  | 204                 |
| 3 OR MORE . . . . .  | 300    | -                    | -                  | -                    | 200                  | 200                  | -                   | -                  | ...                 |
| NONE . . . . .   | 53 100 | 6 700                | 4 900              | 17 600               | 14 600               | 7 100                | 1 500               | 800                | 141                 |
| TRUCKS AVAILABLE:  |        |                      |                    |                      |                      |                      |                     |                    |                     |
| 1 . . . . .  | 1 600  | -                    | 200                | -                    | 800                  | 500                  | 200                 | -                  | ...                 |
| 2 OR MORE . . . . .  | -      | -                    | -                  | -                    | -                    | -                    | -                   | -                  | -                   |
| NONE . . . . .   | 95 300 | 7 000                | 5 500              | 25 200               | 32 200               | 18 900               | 5 200               | 1 200              | 164                 |
| FAILURES IN PLUMBING AND EQUIPMENT                                 |        |                      |                    |                      |                      |                      |                     |                    |                     |
| UNITS OCCUPIED 3 MONTHS OR LONGER . . . . .                        |        |                      |                    |                      |                      |                      |                     |                    |                     |
| UNUSABLE 6 HOURS OR LONGER:  | 90 700 | 7 000                | 5 500              | 23 700               | 30 400               | 17 900               | 4 900               | 1 200              | 164                 |
| WATER SUPPLY . . . . .   | 4 300  | 800                  | 300                | 1 000                | 1 300                | 800                  | 100                 | -                  | 152                 |
| SEWAGE DISPOSAL . . . . .  | 1 900  | 200                  | -                  | 300                  | 1 300                | 200                  | -                   | -                  | ...                 |
| FLUSH TOILET . . . . .   | 4 800  | 200                  | -                  | 2 100                | 2 100                | 200                  | 300                 | -                  | 154                 |
| UNITS OCCUPIED LAST WINTER . . . . .                               |        |                      |                    |                      |                      |                      |                     |                    |                     |
| UNUSABLE 6 HOURS OR LONGER:  | 82 100 | 6 700                | 5 100              | 21 800               | 26 900               | 16 200               | 4 400               | 1 100              | 163                 |
| HEATING EQUIPMENT . . . . .  | 13 700 | 1 000                | 800                | 4 400                | 5 300                | 1 600                | 600                 | -                  | 156                 |

<sup>1</sup>EXCLUDES 1-FAMILY HOMES ON 10 ACRES OR MORE.<sup>2</sup>EXCLUDES MOBILE HOMES AND TRAILERS.

TABLE A-7. INCOME OF FAMILIES AND PRIMARY INDIVIDUALS IN OWNER AND RENTER OCCUPIED HOUSING UNITS WITH HOUSEHOLD HEAD OF SPANISH ORIGIN: 1976

TABLE A-8. VALUE OF OWNER OCCUPIED HOUSING UNITS WITH HOUSEHOLD HEAD OF SPANISH ORIGIN: 1976

TABLE A-9. GROSS RENT OF RENTER OCCUPIED HOUSING UNITS WITH HOUSEHOLD HEAD OF SPANISH ORIGIN: 1976

(TABLES A-7 THROUGH A-9 OMITTED BECAUSE OF INSUFFICIENT NUMBER OF HOUSEHOLDS WITH HEAD OF SPANISH ORIGIN; SEE INTRODUCTION)

TABLE B-1. INCOME OF FAMILIES AND PRIMARY INDIVIDUALS IN OWNER AND RENTER OCCUPIED HOUSING UNITS: 1976  
(DATA BASED ON SAMPLE, SEE TEXT. FOR MINIMUM BASE FOR DERIVED FIGURES (PERCENT, MEDIAN, ETC.) AND MEANING OF SYMBOLS, SEE TEXT)

| STANDARD METROPOLITAN STATISTICAL AREA<br>BALTIMORE, MD.<br>IN CENTRAL CITY | TOTAL   | LESS<br>THAN<br>\$3,000 | \$3,000<br>TO<br>\$4,999 | \$5,000<br>TO<br>\$6,999 | \$7,000<br>TO<br>\$9,999 | \$10,000<br>TO<br>\$12,499 | \$12,500<br>TO<br>\$14,999 | \$15,000<br>TO<br>\$19,999 | \$20,000<br>TO<br>\$24,999 | \$25,000<br>TO<br>\$34,999 | \$35,000<br>OR<br>MORE | MEDIAN<br>(DOL-<br>LARS) |
|---|---------|-------------------------|--------------------------|--------------------------|--------------------------|----------------------------|----------------------------|----------------------------|----------------------------|----------------------------|------------------------|--------------------------|
| <b>OWNER OCCUPIED HOUSING UNITS . . . . .</b>                               | 122 000 | 9 600                   | 8 800                    | 12 400                   | 14 700                   | 11 700                     | 9 900                      | 23 300                     | 13 000                     | 10 600                     | 7 900                  | 13400                    |
| <b>YEAR STRUCTURE BUILT</b>   |         |                         |                          |                          |                          |                            |                            |                            |                            |                            |                        |                          |
| APRIL 1970 OR LATER . . . . .   | 200     | -                       | -                        | -                        | -                        | -                          | -                          | -                          | -                          | -                          | 200                    | ...                      |
| 1965 TO MARCH 1970 . . . . .  | 1 100   | -                       | 500                      | -                        | -                        | -                          | -                          | 300                        | 100                        | -                          | 200                    | ...                      |
| 1960 TO 1964 . . . . .  | 4 800   | 200                     | 400                      | 300                      | 500                      | 200                        | 600                        | 1 100                      | 300                        | 800                        | 300                    | 16100                    |
| 1950 TO 1959 . . . . .  | 21 600  | 1 000                   | 200                      | 800                      | 2 100                    | 2 600                      | 2 600                      | 3 900                      | 3 700                      | 3 500                      | 1 300                  | 17100                    |
| 1940 TO 1939 . . . . .  | 18 300  | 500                     | 1 100                    | 1 800                    | 2 400                    | 1 000                      | 1 100                      | 5 400                      | 2 200                      | 1 300                      | 1 500                  | 16100                    |
| 1939 OR EARLIER . . . . .   | 76 000  | 8 000                   | 6 700                    | 9 500                    | 9 700                    | 8 000                      | 5 500                      | 12 600                     | 6 600                      | 5 000                      | 4 400                  | 11300                    |
| <b>COMPLETE BATHROOMS</b>   |         |                         |                          |                          |                          |                            |                            |                            |                            |                            |                        |                          |
| 1 . . . . .   | 55 500  | 6 500                   | 5 000                    | 6 800                    | 6 900                    | 7 600                      | 3 300                      | 10 800                     | 4 800                      | 2 600                      | 1 300                  | 10800                    |
| 1 AND ONE-HALF . . . . .  | 41 300  | 1 800                   | 1 900                    | 3 200                    | 5 300                    | 2 100                      | 4 400                      | 9 500                      | 5 600                      | 5 300                      | 2 100                  | 16000                    |
| 2 OR MORE . . . . .   | 24 600  | 1 300                   | 1 600                    | 2 400                    | 2 200                    | 1 900                      | 2 200                      | 3 100                      | 2 600                      | 2 800                      | 4 500                  | 16000                    |
| ALSO USED BY ANOTHER HOUSEHOLD . . . . .                                    | -       | -                       | 300                      | -                        | -                        | 200                        | -                          | -                          | -                          | -                          | -                      | ...                      |
| NONE . . . . .  | 600     | -                       | -                        | -                        | -                        | -                          | -                          | -                          | -                          | -                          | -                      | ...                      |
| <b>COMPLETE KITCHEN FACILITIES</b>  |         |                         |                          |                          |                          |                            |                            |                            |                            |                            |                        |                          |
| FOR EXCLUSIVE USE OF HOUSEHOLD . . . . .                                    | 122 000 | 9 600                   | 8 800                    | 12 400                   | 14 700                   | 11 700                     | 9 900                      | 23 300                     | 13 000                     | 10 600                     | 7 900                  | 13400                    |
| ALSO USED BY ANOTHER HOUSEHOLD . . . . .                                    | -       | -                       | -                        | -                        | -                        | -                          | -                          | -                          | -                          | -                          | -                      | -                        |
| NO COMPLETE KITCHEN FACILITIES . . . . .                                    | -       | -                       | -                        | -                        | -                        | -                          | -                          | -                          | -                          | -                          | -                      | -                        |
| <b>ROOMS</b>  |         |                         |                          |                          |                          |                            |                            |                            |                            |                            |                        |                          |
| 3 ROOMS OR LESS . . . . .   | 3 200   | 600                     | 200                      | 800                      | 300                      | 200                        | 200                        | 700                        | 200                        | -                          | 200                    | ...                      |
| 4 ROOMS . . . . .   | 9 500   | 1 000                   | 1 000                    | 1 600                    | 2 100                    | 800                        | 300                        | 1 600                      | 600                        | 200                        | 300                    | 8700                     |
| 5 ROOMS . . . . .   | 16 200  | 1 600                   | 1 400                    | 1 200                    | 2 700                    | 1 900                      | 1 300                      | 4 000                      | 1 300                      | 600                        | 200                    | 11500                    |
| 6 ROOMS . . . . .   | 58 100  | 4 200                   | 4 200                    | 6 100                    | 6 600                    | 6 200                      | 5 300                      | 9 900                      | 7 100                      | 6 100                      | 2 400                  | 13300                    |
| 7 ROOMS OR MORE . . . . .   | 34 900  | 2 300                   | 2 100                    | 2 700                    | 2 900                    | 2 600                      | 2 700                      | 7 200                      | 3 800                      | 3 800                      | 4 800                  | 16500                    |
| MEDIAN . . . . .  | 6.0     | 5.9                     | 5.9                      | 5.9                      | 5.8                      | 6.0                        | 6.1                        | 6.0                        | 6.1                        | 6.2                        | 6.5                    | ...                      |
| <b>BEDROOMS</b>   |         |                         |                          |                          |                          |                            |                            |                            |                            |                            |                        |                          |
| NONE AND 1 . . . . .  | 7 300   | 1 100                   | 600                      | 1 100                    | 1 100                    | 500                        | 400                        | 1 100                      | 500                        | 300                        | 500                    | 8900                     |
| 2 . . . . .   | 25 700  | 2 700                   | 2 600                    | 3 100                    | 3 300                    | 2 400                      | 2 600                      | 5 100                      | 2 200                      | 1 100                      | 500                    | 11200                    |
| 3 OR MORE . . . . .   | 89 000  | 5 800                   | 5 600                    | 8 200                    | 10 200                   | 8 800                      | 7 000                      | 17 100                     | 10 300                     | 9 200                      | 6 900                  | 14600                    |
| <b>PERSONS</b>  |         |                         |                          |                          |                          |                            |                            |                            |                            |                            |                        |                          |
| 1 PERSON . . . . .  | 21 500  | 5 800                   | 4 600                    | 4 400                    | 3 200                    | 800                        | 500                        | 1 600                      | 300                        | 300                        | -                      | 5200                     |
| 2 PERSONS . . . . .   | 38 300  | 1 900                   | 2 400                    | 5 100                    | 5 800                    | 4 600                      | 3 600                      | 6 700                      | 5 100                      | 1 300                      | 1 600                  | 12100                    |
| 3 PERSONS . . . . .   | 22 300  | 1 100                   | 700                      | 1 600                    | 2 400                    | 1 800                      | 2 100                      | 5 900                      | 2 100                      | 3 300                      | 1 400                  | 16300                    |
| 4 PERSONS . . . . .   | 17 500  | 200                     | 200                      | -                        | 1 600                    | 2 600                      | 1 600                      | 4 300                      | 3 200                      | 2 200                      | 1 600                  | 19000                    |
| 5 PERSONS . . . . .   | 10 400  | 600                     | 300                      | 500                      | 1 100                    | 1 100                      | 800                        | 2 100                      | 1 100                      | 1 300                      | 1 500                  | 16800                    |
| 6 PERSONS OR MORE . . . . .   | 11 900  | -                       | 600                      | 800                      | 500                      | 800                        | 1 300                      | 2 700                      | 1 100                      | 2 300                      | 1 700                  | 18500                    |
| MEDIAN . . . . .  | 2.5     | 1.5-                    | 1.5-                     | 1.8                      | 2.2                      | 2.8                        | 2.9                        | 3.1                        | 3.0                        | 3.7                        | 4.0                    | ...                      |
| UNITS WITH SUBFAMILIES . . . . .  | 3 900   | -                       | 300                      | 200                      | 300                      | 300                        | 200                        | 1 000                      | 500                        | 1 000                      | 200                    | 18300                    |
| UNITS WITH NONRELATIVES . . . . .   | 5 700   | 1 000                   | 1 000                    | 600                      | 800                      | 700                        | 300                        | 1 100                      | -                          | -                          | 200                    | 7900                     |
| <b>PLUMBING FACILITIES BY PERSONS PER ROOM</b>                              |         |                         |                          |                          |                          |                            |                            |                            |                            |                            |                        |                          |
| WITH ALL PLUMBING FACILITIES . . . . .                                      | 121 800 | 9 600                   | 8 700                    | 12 400                   | 14 700                   | 11 700                     | 9 900                      | 23 300                     | 13 000                     | 10 600                     | 7 900                  | 13500                    |
| 1.00 OR LESS . . . . .  | 118 600 | 9 600                   | 8 700                    | 12 200                   | 14 500                   | 11 400                     | 9 300                      | 22 500                     | 12 800                     | 10 200                     | 7 400                  | 13300                    |
| 1.01 TO 1.50 . . . . .  | 2 700   | -                       | -                        | -                        | 200                      | 300                        | 700                        | 600                        | 200                        | 500                        | 300                    | ...                      |
| 1.51 OR MORE . . . . .  | 500     | -                       | -                        | 200                      | -                        | -                          | -                          | 200                        | -                          | -                          | 200                    | ...                      |
| LACKING SOME OR ALL PLUMBING FACILITIES . . . . .                           | 200     | -                       | 200                      | -                        | -                        | -                          | -                          | -                          | -                          | -                          | -                      | ...                      |
| 1.00 OR LESS . . . . .  | 200     | -                       | 200                      | -                        | -                        | -                          | -                          | -                          | -                          | -                          | -                      | ...                      |
| 1.01 TO 1.50 . . . . .  | -       | -                       | -                        | -                        | -                        | -                          | -                          | -                          | -                          | -                          | -                      | ...                      |
| 1.51 OR MORE . . . . .  | -       | -                       | -                        | -                        | -                        | -                          | -                          | -                          | -                          | -                          | -                      | ...                      |
| <b>HOUSEHOLD COMPOSITION BY AGE OF HEAD</b>                                 |         |                         |                          |                          |                          |                            |                            |                            |                            |                            |                        |                          |
| <b>2-OR-MORE-PERSON HOUSEHOLDS</b>  | 100 400 | 3 800                   | 4 200                    | 8 000                    | 11 400                   | 10 900                     | 9 400                      | 21 700                     | 12 700                     | 10 300                     | 7 900                  | 15600                    |
| MALE HEAD, WIFE PRESENT, NO NONRELATIVES . . . . .                          | 75 300  | 1 600                   | 2 100                    | 4 900                    | 7 300                    | 7 100                      | 8 000                      | 18 400                     | 10 000                     | 8 700                      | 7 400                  | 16800                    |
| UNDER 25 YEARS . . . . .  | 1 500   | -                       | -                        | -                        | 200                      | 800                        | 200                        | 300                        | -                          | -                          | -                      | ...                      |
| 25 TO 29 YEARS . . . . .  | 7 400   | -                       | 300                      | -                        | -                        | 1 000                      | 1 200                      | 2 800                      | 1 700                      | 500                        | -                      | 17300                    |
| 30 TO 34 YEARS . . . . .  | 4 000   | 200                     | -                        | -                        | 300                      | 300                        | 500                        | 900                        | 1 300                      | 300                        | 200                    | 18700                    |
| 35 TO 44 YEARS . . . . .  | 10 300  | 200                     | -                        | 300                      | 500                      | 800                        | 1 100                      | 2 800                      | 1 600                      | 2 000                      | 1 000                  | 19000                    |
| 45 TO 64 YEARS . . . . .  | 35 400  | 900                     | 300                      | 1 400                    | 3 600                    | 2 200                      | 3 100                      | 10 100                     | 4 100                      | 5 400                      | 4 300                  | 18100                    |
| 65 YEARS AND OVER . . . . .   | 16 700  | 400                     | 1 400                    | 3 100                    | 2 700                    | 1 900                      | 2 000                      | 1 400                      | 1 300                      | 500                        | 1 900                  | 10900                    |
| OTHER MALE HEAD . . . . .   | 7 100   | 600                     | 700                      | 600                      | 1 100                    | 1 300                      | 300                        | 1 100                      | 600                        | 300                        | 300                    | 10900                    |
| UNDER 65 YEARS . . . . .  | 4 900   | -                       | 400                      | 300                      | 600                      | 1 300                      | 300                        | 1 000                      | 300                        | 300                        | 300                    | 12200                    |
| 65 YEARS AND OVER . . . . .   | 2 200   | 600                     | 300                      | 300                      | 500                      | -                          | -                          | 100                        | 300                        | -                          | -                      | ...                      |
| FEMALE HEAD . . . . .   | 18 000  | 1 600                   | 1 500                    | 2 500                    | 3 000                    | 2 500                      | 1 100                      | 2 200                      | 2 100                      | 1 300                      | 200                    | 10800                    |
| UNDER 65 YEARS . . . . .  | 13 000  | 1 100                   | 700                      | 1 900                    | 2 100                    | 2 100                      | 600                        | 1 600                      | 1 900                      | 1 000                      | -                      | 10500                    |
| 65 YEARS AND OVER . . . . .   | 5 000   | 500                     | 800                      | 600                      | 900                      | 300                        | 500                        | 600                        | 200                        | 300                        | 200                    | 8800                     |
| <b>1-PERSON HOUSEHOLDS</b>  | 21 500  | 5 800                   | 4 600                    | 4 400                    | 3 200                    | 800                        | 500                        | 1 600                      | 300                        | 300                        | -                      | 5200                     |
| UNDER 65 YEARS . . . . .  | 10 100  | 2 700                   | 900                      | 1 600                    | 2 200                    | 800                        | 100                        | 1 100                      | 300                        | 100                        | -                      | 6700                     |
| 65 YEARS AND OVER . . . . .   | 11 400  | 3 000                   | 3 700                    | 2 700                    | 1 000                    | -                          | 400                        | 500                        | -                          | 200                        | -                      | 4500                     |
| <b>OWN CHILDREN UNDER 18 YEARS OLD BY AGE GROUP</b>                         |         |                         |                          |                          |                          |                            |                            |                            |                            |                            |                        |                          |
| NO OWN CHILDREN UNDER 18 YEARS . . . . .                                    | 83 300  | 8 500                   | 8 000                    | 10 800                   | 10 800                   | 7 300                      | 5 200                      | 13 900                     | 8 700                      | 5 700                      | 4 500                  | 11200                    |
| WITH OWN CHILDREN UNDER 18 YEARS . . . . .                                  | 38 600  | 1 100                   | 800                      | 1 600                    | 3 900                    | 4 400                      | 4 700                      | 9 500                      | 4 300                      | 4 900                      | 3 400                  | 16500                    |
| UNDER 6 YEARS ONLY . . . . .  | 6 000   | -                       | 300                      | 300                      | 200                      | 1 300                      | 1 100                      | 1 800                      | 900                        | -                          | -                      | 14500                    |
| 1 . . . . .   | 3 200   | -                       | 200                      | 300                      | 200                      | 600                        | 800                        | 800                        | 300                        | -                          | -                      | ...                      |
| 2 . . . . .   | 2 600   | -                       | 200                      | -                        | -                        | 700                        | 300                        | 800                        | 600                        | -                          | -                      | ...                      |
| 3 OR MORE . . . . .   | 200     | -                       | -                        | -                        | -                        | -                          | -                          | 200                        | -                          | -                          | -                      | ...                      |
| 6 TO 17 YEARS ONLY . . . . .  | 26 500  | 1 100                   | 500                      | 1 100                    | 3 400                    | 2 300                      | 2 900                      | 5 900                      | 2 000                      | 4 300                      | 3 100                  | 16700                    |
| 1 . . . . .   | 12 400  | 300                     | 200                      | 300                      | 1 800                    | 1 500                      | 1 300                      | 2 700                      | 1 000                      | 1 700                      | 1 600                  | 16500                    |
| 2 . . . . .   | 7 600   | 500                     | -                        | -                        | 500                      | 800                        | 800                        | 1 700                      | 800                        | 1 700                      | 1 100                  | 19400                    |
| 3 OR MORE . . . . .   | 6 500   | 300                     | 300                      | 800                      | 1 100                    | 300                        | 800                        | 1 400                      | 200                        | 1 000                      | 300                    | 13800                    |
| <b>BOTH AGE GROUPS</b>  | 6 100   | -                       | -                        | 200                      | 300                      | 800                        | 700                        | 1 700                      | 1 400                      | 600                        | 300                    | 18200                    |
| 1 . . . . .   | 3 100   | -                       | -                        | 200                      | -                        | 300                        | 500                        | 1 000                      | 600                        | 300                        | 200                    | ...                      |
| 2 OR MORE . . . . .   | 3 000   | -                       | -                        | -                        | 300                      | 500                        | 200                        | 800                        | 800                        | 300                        | 200                    | ...                      |

TABLE B-1. INCOME OF FAMILIES AND PRIMARY INDIVIDUALS IN OWNER AND RENTER OCCUPIED HOUSING UNITS: 1976--CONTINUED

(DATA BASED ON SAMPLE, SEE TEXT. FOR MINIMUM BASE FOR DERIVED FIGURES (PERCENT, MEDIAN, ETC.) AND MEANING OF SYMBOLS, SEE TEXT)

| STANDARD METROPOLITAN STATISTICAL AREA<br>BALTIMORE, MD.<br>IN CENTRAL CITY | TOTAL   | LESS<br>THAN<br>\$3,000 | \$3,000<br>TO<br>\$4,999 | \$5,000<br>TO<br>\$6,999 | \$7,000<br>TO<br>\$9,999 | \$10,000<br>TO<br>\$12,499 | \$12,500<br>TO<br>\$14,999 | \$15,000<br>TO<br>\$19,999 | \$20,000<br>TO<br>\$24,999 | \$25,000<br>TO<br>\$34,999 | \$35,000<br>OR<br>MORE | MEDIAN<br>(DOL-<br>LARS) |
|---|---------|-------------------------|--------------------------|--------------------------|--------------------------|----------------------------|----------------------------|----------------------------|----------------------------|----------------------------|------------------------|--------------------------|
| OWNER OCCUPIED HOUSING UNITS--CONTINUED                                     |         |                         |                          |                          |                          |                            |                            |                            |                            |                            |                        |                          |
| YEARS OF SCHOOL COMPLETED BY HEAD   |         |                         |                          |                          |                          |                            |                            |                            |                            |                            |                        |                          |
| NO SCHOOL YEARS COMPLETED . . . . .   | 800     | 500                     | -                        | -                        | -                        | 200                        | -                          | -                          | 200                        | -                          | -                      | ...                      |
| ELEMENTARY:   |         |                         |                          |                          |                          |                            |                            |                            |                            |                            |                        |                          |
| LESS THAN 8 YEARS . . . . .   | 19 800  | 3 900                   | 3 000                    | 3 900                    | 2 100                    | 1 500                      | 1 300                      | 1 800                      | 1 600                      | 700                        | 200                    | 6600                     |
| 8 YEARS . . . . .   | 14 300  | 1 300                   | 1 500                    | 2 600                    | 2 500                    | 1 100                      | 1 300                      | 2 400                      | 900                        | 300                        | 300                    | 9100                     |
| HIGH SCHOOL:  |         |                         |                          |                          |                          |                            |                            |                            |                            |                            |                        |                          |
| 1 TO 3 YEARS . . . . .  | 25 000  | 1 900                   | 2 200                    | 2 300                    | 3 700                    | 2 300                      | 2 100                      | 5 900                      | 1 900                      | 2 300                      | 500                    | 12700                    |
| 4 YEARS . . . . .   | 32 100  | 1 000                   | 1 500                    | 2 100                    | 3 100                    | 5 300                      | 2 100                      | 7 900                      | 4 500                      | 3 500                      | 1 100                  | 15600                    |
| COLLEGE:  |         |                         |                          |                          |                          |                            |                            |                            |                            |                            |                        |                          |
| 1 TO 3 YEARS . . . . .  | 11 800  | 500                     | 300                      | 1 000                    | 2 200                    | 1 200                      | 2 100                      | 1 400                      | 1 500                      | 1 200                      | 500                    | 13400                    |
| 4 YEARS OR MORE . . . . .   | 18 100  | 700                     | 300                      | 600                      | 1 000                    | 200                        | 1 000                      | 3 900                      | 2 400                      | 2 800                      | 5 300                  | 22900                    |
| MEDIAN . . . . .  | 12.0    | 8.4                     | 8.9                      | 8.9                      | 11.1                     | 12.1                       | 12.1                       | 12.2                       | 12.4                       | 12.6                       | 18.0+                  | ...                      |
| YEAR HEAD MOVED INTO UNIT   |         |                         |                          |                          |                          |                            |                            |                            |                            |                            |                        |                          |
| 1975 OR LATER . . . . .   | 10 000  | 500                     | 200                      | 800                      | 500                      | 1 500                      | 500                        | 2 700                      | 2 100                      | 500                        | 800                    | 17000                    |
| - MOVED IN WITHIN PAST 12 MONTHS. . . . .                                   | 5 300   | -                       | -                        | 300                      | 500                      | 700                        | 200                        | 1 300                      | 1 300                      | 300                        | 800                    | 19100                    |
| APRIL 1970 TO 1974 . . . . .  | 19 800  | 500                     | 800                      | 800                      | 2 900                    | 2 300                      | 2 600                      | 4 000                      | 2 700                      | 2 100                      | 1 100                  | 15100                    |
| 1965 TO MARCH 1970 . . . . .  | 17 500  | 800                     | 1 100                    | 1 600                    | 2 500                    | 2 100                      | 1 600                      | 3 300                      | 1 900                      | 1 200                      | 1 400                  | 13500                    |
| 1960 TO 1964 . . . . .  | 15 700  | 700                     | 500                      | 1 800                    | 1 600                    | 1 100                      | 1 100                      | 4 000                      | 1 000                      | 2 300                      | 1 600                  | 16300                    |
| 1950 TO 1959 . . . . .  | 33 200  | 4 100                   | 1 800                    | 3 400                    | 3 500                    | 2 700                      | 1 800                      | 5 700                      | 4 100                      | 3 700                      | 2 400                  | 14000                    |
| 1949 OR EARLIER . . . . .   | 25 700  | 3 100                   | 4 500                    | 4 100                    | 3 700                    | 2 000                      | 2 300                      | 3 600                      | 1 300                      | 800                        | 500                    | 8000                     |
| SPECIFIED OWNER OCCUPIED <sup>1</sup>                                       |         |                         |                          |                          |                          |                            |                            |                            |                            |                            |                        |                          |
|   | 111 100 | 8 200                   | 8 000                    | 10 800                   | 12 600                   | 11 100                     | 8 900                      | 21 500                     | 12 500                     | 10 500                     | 7 100                  | 13900                    |
| VALUE   |         |                         |                          |                          |                          |                            |                            |                            |                            |                            |                        |                          |
| LESS THAN \$10,000 . . . . .  | 16 700  | 2 900                   | 1 800                    | 3 200                    | 2 100                    | 1 900                      | 900                        | 1 900                      | 1 400                      | 500                        | -                      | 7600                     |
| \$10,000 TO \$19,999 . . . . .  | 34 300  | 1 900                   | 3 500                    | 3 900                    | 3 900                    | 4 700                      | 3 100                      | 7 100                      | 3 700                      | 1 900                      | 500                    | 12100                    |
| \$20,000 TO \$24,999 . . . . .  | 16 800  | 500                     | 1 300                    | 1 600                    | 2 900                    | 1 600                      | 1 300                      | 4 400                      | 1 500                      | 1 300                      | 500                    | 13500                    |
| \$25,000 TO \$29,999 . . . . .  | 12 800  | 1 600                   | 500                      | 800                      | 1 300                    | 1 500                      | 1 000                      | 2 600                      | 2 100                      | 1 200                      | 500                    | 14600                    |
| \$30,000 TO \$34,999 . . . . .  | 11 500  | 1 000                   | 200                      | 1 000                    | 800                      | 300                        | 1 300                      | 2 700                      | 1 100                      | 2 000                      | 1 100                  | 17200                    |
| \$35,000 TO \$39,999 . . . . .  | 6 700   | 300                     | 300                      | 200                      | 500                      | 600                        | 600                        | 1 300                      | 1 100                      | 1 300                      | 300                    | 18000                    |
| \$40,000 TO \$49,999 . . . . .  | 5 700   | -                       | 300                      | 200                      | 500                      | 200                        | 500                        | 600                        | 1 000                      | 1 500                      | 1 000                  | 23100                    |
| \$50,000 TO \$59,999 . . . . .  | 1 200   | -                       | -                        | -                        | -                        | -                          | -                          | 300                        | 200                        | 200                        | 500                    | ...                      |
| \$60,000 TO \$74,999 . . . . .  | 2 900   | -                       | -                        | -                        | 400                      | 200                        | 200                        | 300                        | 300                        | 300                        | 1 200                  | ...                      |
| \$75,000 OR MORE . . . . .  | 2 500   | -                       | 200                      | -                        | 200                      | -                          | -                          | 200                        | 200                        | 300                        | 1 500                  | ...                      |
| MEDIAN . . . . .  | 21300   | 16100                   | 16300                    | 15600                    | 20500                    | 17600                      | 21500                      | 21900                      | 23800                      | 30900                      | 46600                  | ...                      |
| VALUE-INCOME RATIO  |         |                         |                          |                          |                          |                            |                            |                            |                            |                            |                        |                          |
| LESS THAN 1.5 . . . . .   | 51 600  | 300                     | 700                      | 2 600                    | 2 900                    | 4 500                      | 3 900                      | 13 500                     | 9 300                      | 8 500                      | 5 500                  | 19100                    |
| 1.5 TO 1.9 . . . . .  | 16 600  | 300                     | 800                      | 1 300                    | 1 100                    | 2 600                      | 1 800                      | 4 200                      | 2 000                      | 1 100                      | 1 400                  | 15400                    |
| 2.0 TO 2.4 . . . . .  | 11 300  | -                       | 600                      | 1 000                    | 2 900                    | 2 100                      | 1 600                      | 1 900                      | 800                        | 200                        | 200                    | 11300                    |
| 2.5 TO 2.9 . . . . .  | 6 600   | 700                     | 500                      | 1 300                    | 1 100                    | 800                        | 800                        | 800                        | 200                        | 500                        | -                      | 9400                     |
| 3.0 TO 3.9 . . . . .  | 9 100   | 600                     | 1 600                    | 2 200                    | 2 300                    | 600                        | 600                        | 600                        | 300                        | 200                        | -                      | 7100                     |
| 4.0 OR MORE . . . . .   | 15 200  | 5 700                   | 3 900                    | 2 400                    | 2 200                    | 300                        | 200                        | 500                        | -                          | -                          | -                      | 4000                     |
| NOT COMPUTED . . . . .  | 500     | 500                     | -                        | -                        | -                        | -                          | -                          | -                          | -                          | -                          | -                      | ...                      |
| MORTGAGE STATUS   |         |                         |                          |                          |                          |                            |                            |                            |                            |                            |                        |                          |
| MORTGAGE, DEED OF TRUST, OR LAND CONTRACT . . . . .                         | 52 800  | 1 400                   | 1 600                    | 3 000                    | 5 300                    | 5 500                      | 4 900                      | 13 000                     | 7 400                      | 6 400                      | 4 200                  | 16800                    |
| OWNED FREE AND CLEAR . . . . .  | 58 300  | 6 700                   | 6 400                    | 7 700                    | 7 200                    | 5 500                      | 4 000                      | 8 500                      | 5 200                      | 4 100                      | 2 900                  | 10500                    |
| REAL ESTATE TAXES LAST YEAR   |         |                         |                          |                          |                          |                            |                            |                            |                            |                            |                        |                          |
| MEAN (PER \$1,000 VALUE) . . . . .  | 23      | 24                      | 24                       | 26                       | 23                       | 26                         | 21                         | 22                         | 24                         | 21                         | 20                     | ...                      |
| SELECTED MONTHLY HOUSING COSTS <sup>2</sup>                                 |         |                         |                          |                          |                          |                            |                            |                            |                            |                            |                        |                          |
| UNITS WITH A MORTGAGE   |         |                         |                          |                          |                          |                            |                            |                            |                            |                            |                        |                          |
| LESS THAN \$100 . . . . .   | 52 800  | 1 400                   | 1 600                    | 3 000                    | 5 300                    | 5 500                      | 4 900                      | 13 000                     | 7 400                      | 6 400                      | 4 200                  | 16800                    |
| \$100 TO \$149 . . . . .  | 300     | -                       | -                        | 200                      | -                        | -                          | -                          | -                          | -                          | 200                        | -                      | ...                      |
| \$150 TO \$199 . . . . .  | 6 600   | 500                     | 300                      | 600                      | 800                      | 500                        | 500                        | 1 400                      | 1 300                      | 300                        | -                      | 13900                    |
| \$200 TO \$249 . . . . .  | 17 300  | 500                     | 800                      | 1 100                    | 2 400                    | 2 100                      | 1 600                      | 4 600                      | 1 300                      | 2 500                      | 300                    | 15100                    |
| \$250 TO \$299 . . . . .  | 13 600  | 300                     | 300                      | 1 000                    | 1 300                    | 1 700                      | 1 500                      | 3 300                      | 1 800                      | 1 500                      | 900                    | 16100                    |
| \$300 TO \$399 . . . . .  | 5 500   | -                       | 200                      | 200                      | 500                      | 700                        | 500                        | 1 700                      | 600                        | 600                        | 600                    | 17500                    |
| \$400 OR MORE . . . . .   | 5 000   | -                       | -                        | 200                      | -                        | 200                        | 300                        | 1 000                      | 1 600                      | 1 000                      | 900                    | 22900                    |
| NOT REPORTED . . . . .  | 1 400   | -                       | -                        | -                        | -                        | -                          | -                          | 300                        | 300                        | 200                        | 600                    | ...                      |
| MEDIAN . . . . .  | 3 000   | 200                     | -                        | -                        | 200                      | 200                        | 500                        | 600                        | 500                        | 200                        | 800                    | ...                      |
|   | 203     | ...                     | ...                      | ...                      | 182                      | 194                        | 204                        | 201                        | 224                        | 205                        | ...                    | ...                      |
| UNITS OWNED FREE AND CLEAR  |         |                         |                          |                          |                          |                            |                            |                            |                            |                            |                        |                          |
| LESS THAN \$50 . . . . .  | 58 300  | 6 700                   | 6 400                    | 7 700                    | 7 200                    | 5 500                      | 4 000                      | 8 500                      | 5 200                      | 4 100                      | 2 900                  | 10500                    |
| \$50 TO \$99 . . . . .  | 3 400   | 1 400                   | 500                      | 500                      | 700                      | 200                        | -                          | -                          | 200                        | -                          | -                      | ...                      |
| \$100 TO \$149 . . . . .  | 9 700   | 1 600                   | 2 100                    | 2 200                    | 1 800                    | 1 000                      | -                          | 200                        | 600                        | 200                        | -                      | 6000                     |
| \$150 TO \$199 . . . . .  | 20 000  | 1 300                   | 1 900                    | 3 100                    | 2 600                    | 2 400                      | 2 100                      | 3 600                      | 2 500                      | 500                        | 200                    | 11200                    |
| \$200 TO \$249 . . . . .  | 15 300  | 1 500                   | 1 300                    | 900                      | 1 100                    | 1 500                      | 2 000                      | 3 700                      | 1 100                      | 1 800                      | 500                    | 14300                    |
| \$250 TO \$299 . . . . .  | 7 800   | -                       | 200                      | 200                      | 200                      | 300                        | -                          | 300                        | 200                        | 800                        | 700                    | ...                      |
| \$300 OR MORE . . . . .   | 2 200   | 200                     | 200                      | -                        | 200                      | -                          | -                          | 500                        | -                          | 200                        | 1 100                  | ...                      |
| NOT REPORTED . . . . .  | 4 900   | 800                     | 300                      | 800                      | 800                      | 100                        | -                          | 300                        | 600                        | 600                        | 500                    | 9100                     |
| MEDIAN . . . . .  | 90      | 68                      | 77                       | 77                       | 79                       | 88                         | 98                         | 105                        | 87                         | ...                        | ...                    | ...                      |
| SELECTED MONTHLY HOUSING COSTS AS PERCENTAGE OF INCOME <sup>2</sup>         |         |                         |                          |                          |                          |                            |                            |                            |                            |                            |                        |                          |
| UNITS WITH A MORTGAGE   |         |                         |                          |                          |                          |                            |                            |                            |                            |                            |                        |                          |
| LESS THAN 10 PERCENT . . . . .  | 52 800  | 1 400                   | 1 600                    | 3 000                    | 5 300                    | 5 500                      | 4 900                      | 13 000                     | 7 400                      | 6 400                      | 4 200                  | 16800                    |
| 10 TO 14 PERCENT . . . . .  | 9 400   | -                       | -                        | -                        | -                        | -                          | -                          | 500                        | 2 600                      | 4 100                      | 2 300                  | 29100                    |
| 15 TO 19 PERCENT . . . . .  | 12 400  | -                       | -                        | -                        | 200                      | 600                        | 600                        | 5 900                      | 2 400                      | 1 600                      | 1 000                  | 19000                    |
| 20 TO 24 PERCENT . . . . .  | 9 800   | -                       | -                        | -                        | 500                      | 1 400                      | 2 100                      | 4 000                      | 1 100                      | 500                        | 200                    | 16100                    |
| 25 TO 29 PERCENT . . . . .  | 6 600   | -                       | -                        | -                        | 1 500                    | 2 000                      | 1 200                      | 1 200                      | 600                        | 600                        | -                      | 12100                    |
| 30 TO 34 PERCENT . . . . .  | 5 800   | -                       | -                        | 1 000                    | 2 400                    | 1 200                      | 500                        | 600                        | 200                        | -                          | -                      | 9400                     |
| 35 PERCENT OR MORE . . . . .  | 5 600   | 1 100                   | 1 600                    | 1 900                    | 600                      | 200                        | -                          | 200                        | -                          | -                          | -                      | 5100                     |
| NOT COMPUTED . . . . .  | 200     | 200                     | -                        | -                        | -                        | -                          | -                          | -                          | -                          | -                          | -                      | ...                      |
| NOT REPORTED . . . . .  | 3 000   | 200                     | -                        | -                        | 200                      | 200                        | 500                        | 600                        | 500                        | 200                        | 800                    | ...                      |
| MEDIAN . . . . .  | 17      | ...                     | ...                      | ...                      | 27                       | 22                         | 19                         | 15                         | 12                         | 10-                        | ...                    | ...                      |

<sup>1</sup>LIMITED TO 1-FAMILY HOMES ON LESS THAN 10 ACRES AND NO BUSINESS ON PROPERTY.

<sup>2</sup>SUM OF PAYMENTS FOR REAL ESTATE TAXES, PROPERTY INSURANCE, UTILITIES, FUEL, WATER, GARBAGE AND TRASH COLLECTION, AND MORTGAGE AT TIME OF ENUMERATION.



TABLE B-1. INCOME OF FAMILIES AND PRIMARY INDIVIDUALS IN OWNER AND RENTER OCCUPIED HOUSING UNITS: 1976--CONTINUED  
(DATA BASED ON SAMPLE, SEE TEXT, FOR MINIMUM BASE FOR DERIVED FIGURES (PERCENT, MEDIAN, ETC.) AND MEANING OF SYMBOLS, SEE TEXT)

| STANDARD METROPOLITAN STATISTICAL AREA<br>BALTIMORE, MD.<br>IN CENTRAL CITY | TOTAL   | LESS<br>THAN<br>\$3,000 | \$3,000<br>TO<br>\$4,999 | \$5,000<br>TO<br>\$6,999 | \$7,000<br>TO<br>\$9,999 | \$10,000<br>TO<br>\$12,499 | \$12,500<br>TO<br>\$14,999 | \$15,000<br>TO<br>\$19,999 | \$20,000<br>TO<br>\$24,999 | \$25,000<br>TO<br>\$34,999 | \$35,000<br>OR<br>MORE | MEDIAN<br>(DOL-<br>LARS) |
|---|---------|-------------------------|--------------------------|--------------------------|--------------------------|----------------------------|----------------------------|----------------------------|----------------------------|----------------------------|------------------------|--------------------------|
| <b>SPECIFIED OWNER OCCUPIED<sup>1</sup>--CONTINUED</b>                      |         |                         |                          |                          |                          |                            |                            |                            |                            |                            |                        |                          |
| <b>UNITS OWNED FREE AND CLEAR.</b>  |         |                         |                          |                          |                          |                            |                            |                            |                            |                            |                        |                          |
| LESS THAN 10 PERCENT.   | 58 300  | 6 700                   | 6 400                    | 7 700                    | 7 200                    | 5 500                      | 4 000                      | 8 500                      | 5 200                      | 4 100                      | 2 900                  | 10500                    |
| 10 TO 14 PERCENT.   | 25 700  | -                       | 200                      | 500                      | 2 100                    | 3 100                      | 2 800                      | 6 800                      | 4 500                      | 3 400                      | 2 400                  | 18200                    |
| 15 TO 19 PERCENT.   | 9 900   | 200                     | 500                      | 2 100                    | 2 900                    | 2 000                      | 1 300                      | 1 000                      | -                          | -                          | -                      | 9300                     |
| 20 TO 24 PERCENT.   | 5 800   | 200                     | 900                      | 2 900                    | 1 000                    | 300                        | -                          | 500                        | -                          | -                          | -                      | 6200                     |
| 25 TO 34 PERCENT.   | 3 000   | 300                     | 1 800                    | 800                      | 200                      | -                          | -                          | -                          | -                          | -                          | -                      | 3400                     |
| 35 PERCENT OR MORE.   | 4 500   | 1 900                   | 1 600                    | 600                      | 300                      | -                          | -                          | -                          | -                          | -                          | -                      | 3000-                    |
| NOT COMPUTED.   | 4 700   | 3 200                   | 1 100                    | -                        | -                        | -                          | -                          | -                          | -                          | -                          | -                      | 9100                     |
| NOT REPORTED.   | 200     | 200                     | -                        | -                        | -                        | -                          | -                          | -                          | -                          | -                          | -                      | ...                      |
| MEDIAN.   | 4 900   | 800                     | 300                      | 800                      | 800                      | 100                        | -                          | 300                        | 600                        | 600                        | 500                    | 9100                     |
|   | 10      | 35+                     | 24                       | 17                       | 12                       | 10-                        | 10-                        | 10-                        | 10-                        | ...                        | ...                    | ...                      |
| <b>OWNER OCCUPIED HOUSING UNITS.</b>  |         |                         |                          |                          |                          |                            |                            |                            |                            |                            |                        |                          |
| <b>HEATING EQUIPMENT</b>  |         |                         |                          |                          |                          |                            |                            |                            |                            |                            |                        |                          |
| WARM-AIR FURNACE.   | 53 700  | 3 800                   | 4 500                    | 4 500                    | 5 500                    | 5 900                      | 3 600                      | 11 200                     | 6 600                      | 4 400                      | 3 700                  | 14400                    |
| HEAT PUMP.  | -       | -                       | -                        | -                        | -                        | -                          | -                          | -                          | -                          | -                          | -                      | -                        |
| STEAM OR HOT WATER.   | 63 300  | 4 900                   | 4 000                    | 7 100                    | 8 200                    | 5 100                      | 5 900                      | 11 500                     | 6 200                      | 6 200                      | 4 100                  | 13500                    |
| BUILT-IN ELECTRIC UNITS.  | 200     | -                       | -                        | -                        | 200                      | -                          | -                          | -                          | -                          | -                          | -                      | -                        |
| FLOOR, WALL, OR PIPELESS FURNACE.   | 1 800   | 200                     | 200                      | 500                      | 300                      | 300                        | 200                        | -                          | 200                        | -                          | -                      | -                        |
| OTHER MEANS.  | 3 000   | 800                     | 200                      | 300                      | 500                      | 300                        | 300                        | 600                        | -                          | -                          | -                      | -                        |
| NONE.   | -       | -                       | -                        | -                        | -                        | -                          | -                          | -                          | -                          | -                          | -                      | -                        |
| <b>SOURCE OF WATER</b>  |         |                         |                          |                          |                          |                            |                            |                            |                            |                            |                        |                          |
| PUBLIC SYSTEM OR PRIVATE COMPANY.   | 122 000 | 9 600                   | 8 800                    | 12 400                   | 14 700                   | 11 700                     | 9 900                      | 23 300                     | 13 000                     | 10 600                     | 7 900                  | 13400                    |
| INDIVIDUAL WELL.  | -       | -                       | -                        | -                        | -                        | -                          | -                          | -                          | -                          | -                          | -                      | -                        |
| OTHER.  | -       | -                       | -                        | -                        | -                        | -                          | -                          | -                          | -                          | -                          | -                      | -                        |
| <b>SEWAGE DISPOSAL</b>  |         |                         |                          |                          |                          |                            |                            |                            |                            |                            |                        |                          |
| PUBLIC SEWER.   | 122 000 | 9 600                   | 8 800                    | 12 400                   | 14 700                   | 11 700                     | 9 900                      | 23 300                     | 13 000                     | 10 600                     | 7 900                  | 13400                    |
| SEPTIC TANK OR CESSPOOL.  | -       | -                       | -                        | -                        | -                        | -                          | -                          | -                          | -                          | -                          | -                      | -                        |
| OTHER.  | -       | -                       | -                        | -                        | -                        | -                          | -                          | -                          | -                          | -                          | -                      | -                        |
| <b>SELECTED CHARACTERISTICS</b>   |         |                         |                          |                          |                          |                            |                            |                            |                            |                            |                        |                          |
| WITH AIR CONDITIONING   | 75 400  | 4 300                   | 4 200                    | 6 300                    | 8 500                    | 6 400                      | 6 000                      | 15 900                     | 8 800                      | 8 700                      | 6 200                  | 15600                    |
| ROOM UNIT(S).   | 64 800  | 3 800                   | 3 700                    | 5 900                    | 7 300                    | 6 200                      | 5 500                      | 14 000                     | 7 700                      | 6 200                      | 4 500                  | 15000                    |
| CENTRAL SYSTEM.   | 10 600  | 500                     | 500                      | 300                      | 1 300                    | 200                        | 500                        | 1 900                      | 1 200                      | 2 500                      | 1 800                  | 20600                    |
| WITH BASEMENT   | 115 600 | 8 700                   | 8 200                    | 11 900                   | 13 400                   | 11 400                     | 9 600                      | 22 500                     | 12 400                     | 10 100                     | 7 500                  | 13600                    |
| OWNED SECOND HOME   | 3 900   | 300                     | 200                      | 300                      | 200                      | -                          | 200                        | 500                        | 500                        | 700                        | 1 100                  | 23600                    |
| <b>AUTOMOBILES AVAILABLE:</b>   |         |                         |                          |                          |                          |                            |                            |                            |                            |                            |                        |                          |
| 1   | 59 000  | 3 700                   | 4 500                    | 5 500                    | 9 000                    | 6 500                      | 5 300                      | 13 200                     | 5 500                      | 3 900                      | 2 100                  | 12700                    |
| 2   | 27 400  | 500                     | 400                      | 800                      | 800                      | 2 500                      | 3 300                      | 7 300                      | 5 500                      | 3 500                      | 2 900                  | 18800                    |
| 3 OR MORE   | 8 100   | -                       | -                        | -                        | -                        | 200                        | 200                        | 1 100                      | 1 000                      | 2 900                      | 2 800                  | 30700                    |
| <b>RENTER OCCUPIED HOUSING UNITS.</b>                                       |         |                         |                          |                          |                          |                            |                            |                            |                            |                            |                        |                          |
| <b>UNITS IN STRUCTURE</b>   |         |                         |                          |                          |                          |                            |                            |                            |                            |                            |                        |                          |
| 1   | 58 200  | 11 100                  | 9 000                    | 6 600                    | 10 000                   | 7 600                      | 3 800                      | 5 100                      | 3 000                      | 1 300                      | 700                    | 7700                     |
| 2 TO 4.   | 44 500  | 8 700                   | 8 300                    | 4 800                    | 7 500                    | 6 400                      | 2 200                      | 3 200                      | 2 200                      | 1 000                      | 200                    | 7200                     |
| 5 TO 19.  | 29 900  | 6 100                   | 2 700                    | 3 500                    | 6 600                    | 3 400                      | 1 500                      | 3 700                      | 1 300                      | 1 000                      | 200                    | 8200                     |
| 20 OR MORE.   | 14 000  | 3 200                   | 2 000                    | 1 300                    | 2 200                    | 1 500                      | 300                        | 1 500                      | 1 000                      | 1 000                      | 200                    | 7700                     |
| MOBILE HOME OR TRAILER.   | -       | -                       | -                        | -                        | -                        | -                          | -                          | -                          | -                          | -                          | -                      | -                        |
| <b>YEAR STRUCTURE BUILT</b>   |         |                         |                          |                          |                          |                            |                            |                            |                            |                            |                        |                          |
| APRIL 1970 OR LATER   | 2 700   | 300                     | -                        | 200                      | 700                      | 500                        | 300                        | 300                        | 300                        | -                          | -                      | ...                      |
| 1965 TO MARCH 1970.   | 11 600  | 1 600                   | 800                      | 900                      | 1 800                    | 1 600                      | 1 000                      | 1 900                      | 800                        | 1 100                      | -                      | 11100                    |
| 1960 TO 1964.   | 11 300  | 1 100                   | 1 500                    | 1 100                    | 2 600                    | 1 100                      | 600                        | 1 600                      | 800                        | 500                        | 200                    | 9100                     |
| 1950 TO 1959.   | 12 300  | 2 700                   | 1 800                    | 2 100                    | 1 800                    | 1 300                      | 500                        | 1 300                      | 700                        | 200                        | 200                    | 6600                     |
| 1940 TO 1949.   | 12 400  | 2 400                   | 2 700                    | 1 400                    | 2 100                    | 1 600                      | 300                        | 600                        | 500                        | 200                        | 500                    | 6500                     |
| 1939 OR EARLIER   | 96 500  | 21 000                  | 15 200                   | 10 400                   | 17 400                   | 12 700                     | 5 100                      | 7 700                      | 4 500                      | 2 200                      | 300                    | 7300                     |
| <b>COMPLETE BATHROOMS</b>   |         |                         |                          |                          |                          |                            |                            |                            |                            |                            |                        |                          |
| 1   | 122 800 | 25 300                  | 19 800                   | 14 100                   | 22 200                   | 16 000                     | 6 200                      | 10 000                     | 5 700                      | 2 900                      | 600                    | 7300                     |
| 1 AND ONE-HALF.   | 11 100  | 800                     | 1 400                    | 800                      | 2 200                    | 2 000                      | 900                        | 1 400                      | 1 000                      | 300                        | 200                    | 10400                    |
| 2 OR MORE   | 10 400  | 1 300                   | 800                      | 1 100                    | 1 600                    | 600                        | 600                        | 2 100                      | 1 000                      | 1 000                      | 300                    | 11600                    |
| ALSO USED BY ANOTHER HOUSEHOLD.   | 1 300   | 1 000                   | -                        | 200                      | -                        | 200                        | -                          | -                          | -                          | -                          | -                      | ...                      |
| NONE.   | 1 100   | 800                     | -                        | -                        | 300                      | -                          | -                          | -                          | -                          | -                          | -                      | ...                      |
| <b>COMPLETE KITCHEN FACILITIES</b>  |         |                         |                          |                          |                          |                            |                            |                            |                            |                            |                        |                          |
| FOR EXCLUSIVE USE OF HOUSEHOLD.   | 143 300 | 27 200                  | 21 900                   | 16 000                   | 25 700                   | 18 300                     | 7 800                      | 13 500                     | 7 600                      | 4 200                      | 1 100                  | 7800                     |
| ALSO USED BY ANOTHER HOUSEHOLD.   | 200     | -                       | -                        | -                        | 200                      | 200                        | -                          | -                          | -                          | -                          | -                      | ...                      |
| NO COMPLETE KITCHEN FACILITIES.   | 3 200   | 1 900                   | 200                      | 200                      | 700                      | 300                        | -                          | -                          | -                          | -                          | -                      | ...                      |
| <b>ROOMS</b>  |         |                         |                          |                          |                          |                            |                            |                            |                            |                            |                        |                          |
| 1 AND 2 ROOMS   | 11 800  | 4 000                   | 1 300                    | 800                      | 2 100                    | 2 100                      | 500                        | 500                        | 200                        | 200                        | 200                    | 6400                     |
| 3 ROOMS   | 33 000  | 8 700                   | 5 200                    | 4 300                    | 5 400                    | 4 500                      | 800                        | 1 800                      | 1 800                      | 300                        | 200                    | 6200                     |
| 4 ROOMS   | 34 800  | 7 800                   | 5 600                    | 3 700                    | 7 000                    | 3 900                      | 1 300                      | 2 900                      | 1 800                      | 1 000                      | -                      | 7200                     |
| 5 ROOMS   | 24 800  | 3 200                   | 4 000                    | 2 900                    | 3 800                    | 2 100                      | 1 800                      | 4 000                      | 2 000                      | 1 000                      | 200                    | 8600                     |
| 6 ROOMS   | 31 300  | 4 100                   | 4 200                    | 3 200                    | 6 700                    | 4 600                      | 2 500                      | 3 000                      | 1 400                      | 1 100                      | 500                    | 8900                     |
| 7 ROOMS OR MORE   | 11 000  | 1 300                   | 1 700                    | 1 300                    | 1 400                    | 1 700                      | 900                        | 1 300                      | 500                        | 600                        | 200                    | 9400                     |
| MEDIAN.   | 4.3     | 3.7                     | 4.3                      | 4.3                      | 4.3                      | 4.2                        | 5.2                        | 4.9                        | 4.5                        | 5.1                        | ...                    | ...                      |
| <b>BEDROOMS</b>   |         |                         |                          |                          |                          |                            |                            |                            |                            |                            |                        |                          |
| NONE.   | 5 200   | 2 200                   | 300                      | 300                      | 800                      | 1 000                      | 200                        | 200                        | -                          | -                          | 200                    | 5100                     |
| 1   | 45 800  | 11 300                  | 6 900                    | 5 000                    | 8 600                    | 6 600                      | 1 600                      | 2 600                      | 2 500                      | 700                        | 200                    | 6900                     |
| 2   | 49 000  | 9 400                   | 7 100                    | 5 200                    | 8 200                    | 5 200                      | 2 200                      | 6 300                      | 2 600                      | 2 400                      | 300                    | 8000                     |
| 3 OR MORE   | 46 700  | 6 200                   | 7 700                    | 5 600                    | 8 700                    | 6 000                      | 3 800                      | 4 500                      | 2 500                      | 1 100                      | 500                    | 8300                     |

<sup>1</sup>LIMITED TO 1-FAMILY HOMES ON LESS THAN 10 ACRES AND NO BUSINESS ON PROPERTY.

TABLE B-1. INCOME OF FAMILIES AND PRIMARY INDIVIDUALS IN OWNER AND RENTER OCCUPIED HOUSING UNITS: 1976--CONTINUED  
 (DATA BASED ON SAMPLE, SEE TEXT. FOR MINIMUM BASE FOR DERIVED FIGURES (PERCENT, MEDIAN, ETC.) AND MEANING OF SYMBOLS, SEE TEXT)

| STANDARD METROPOLITAN STATISTICAL AREA<br>BALTIMORE, MD.<br>IN CENTRAL CITY | TOTAL   | LESS<br>THAN<br>\$3,000 | \$3,000<br>TO<br>\$4,999 | \$5,000<br>TO<br>\$6,999 | \$7,000<br>TO<br>\$9,999 | \$10,000<br>TO<br>\$12,499 | \$12,500<br>TO<br>\$14,999 | \$15,000<br>TO<br>\$19,999 | \$20,000<br>TO<br>\$24,999 | \$25,000<br>TO<br>\$34,999 | \$35,000<br>OR<br>MORE | MEDIAN<br>(DOL-<br>LARS) |
|---|---------|-------------------------|--------------------------|--------------------------|--------------------------|----------------------------|----------------------------|----------------------------|----------------------------|----------------------------|------------------------|--------------------------|
| RENTER OCCUPIED HOUSING UNITS--CONTINUED                                    |         |                         |                          |                          |                          |                            |                            |                            |                            |                            |                        |                          |
| PERSONS   |         |                         |                          |                          |                          |                            |                            |                            |                            |                            |                        |                          |
| 1 PERSON . . . . .  | 46 500  | 14 300                  | 7 000                    | 4 900                    | 8 400                    | 6 100                      | 1 300                      | 2 300                      | 1 300                      | 500                        | 300                    | 5800                     |
| 2 PERSONS . . . . .   | 41 500  | 7 300                   | 5 100                    | 3 800                    | 7 800                    | 5 200                      | 2 400                      | 4 400                      | 2 600                      | 2 300                      | 600                    | 8700                     |
| 3 PERSONS . . . . .   | 23 300  | 3 500                   | 2 700                    | 2 500                    | 2 900                    | 3 000                      | 1 400                      | 4 500                      | 1 400                      | 1 300                      | -                      | 10000                    |
| 4 PERSONS . . . . .   | 15 600  | 2 700                   | 2 700                    | 1 300                    | 3 200                    | 2 100                      | 1 000                      | 1 600                      | 1 000                      | 200                        | -                      | 8100                     |
| 5 PERSONS . . . . .   | 8 200   | 500                     | 1 900                    | 1 400                    | 1 600                    | 500                        | 1 300                      | -                          | 800                        | -                          | 200                    | 7500                     |
| 6 PERSONS OR MORE . . . . .   | 11 700  | 800                     | 2 600                    | 2 100                    | 2 500                    | 1 900                      | 500                        | 800                        | 500                        | -                          | -                      | 7800                     |
| MEDIAN . . . . .  | 2.1     | 1.5                     | 2.3                      | 2.3                      | 2.1                      | 2.1                        | 2.6                        | 2.5                        | 2.4                        | 2.2                        | ...                    | ...                      |
| UNITS WITH SUBFAMILIES . . . . .  | 1 900   | -                       | 200                      | 300                      | 300                      | 300                        | 100                        | -                          | 600                        | -                          | -                      | ...                      |
| UNITS WITH NONRELATIVES . . . . .   | 11 700  | 2 600                   | 1 600                    | 1 900                    | 2 400                    | 1 300                      | 1 400                      | 300                        | -                          | 200                        | -                      | 6700                     |
| PLUMBING FACILITIES BY PERSONS PER ROOM                                     |         |                         |                          |                          |                          |                            |                            |                            |                            |                            |                        |                          |
| WITH ALL PLUMBING FACILITIES . . . . .                                      | 144 900 | 27 700                  | 22 000                   | 16 000                   | 26 400                   | 18 700                     | 7 800                      | 13 500                     | 7 600                      | 4 200                      | 1 100                  | 7800                     |
| 1.00 OR LESS . . . . .  | 135 000 | 26 200                  | 19 500                   | 14 400                   | 24 300                   | 17 700                     | 7 500                      | 12 900                     | 7 300                      | 4 200                      | 1 100                  | 7900                     |
| 1.01 TO 1.50 . . . . .  | 9 100   | 1 300                   | 2 500                    | 1 100                    | 1 900                    | 900                        | 300                        | 600                        | 300                        | -                          | -                      | 6200                     |
| 1.51 OR MORE . . . . .  | 800     | 200                     | -                        | 500                      | 200                      | -                          | -                          | -                          | -                          | -                          | -                      | ...                      |
| LACKING SOME OR ALL PLUMBING FACILITIES . . . . .                           | 1 800   | 1 400                   | -                        | 200                      | -                        | 200                        | -                          | -                          | -                          | -                          | -                      | ...                      |
| 1.00 OR LESS . . . . .  | 1 800   | 1 400                   | -                        | 200                      | -                        | 200                        | -                          | -                          | -                          | -                          | -                      | ...                      |
| 1.01 TO 1.50 . . . . .  | -       | -                       | -                        | -                        | -                        | -                          | -                          | -                          | -                          | -                          | -                      | ...                      |
| 1.51 OR MORE . . . . .  | -       | -                       | -                        | -                        | -                        | -                          | -                          | -                          | -                          | -                          | -                      | ...                      |
| HOUSEHOLD COMPOSITION BY AGE OF HEAD  |         |                         |                          |                          |                          |                            |                            |                            |                            |                            |                        |                          |
| 2-OR-MORE-PERSON HOUSEHOLDS . . . . .                                       | 100 200 | 14 900                  | 15 000                   | 11 200                   | 18 000                   | 12 700                     | 6 500                      | 11 200                     | 6 300                      | 3 700                      | 800                    | 8500                     |
| MALE HEAD, WIFE PRESENT, NO NONRELATIVES . . . . .                          | 47 000  | 1 900                   | 3 800                    | 3 800                    | 9 500                    | 7 100                      | 3 800                      | 7 600                      | 5 800                      | 2 900                      | 800                    | 11600                    |
| UNDER 25 YEARS . . . . .  | 3 500   | 300                     | 200                      | 200                      | 1 100                    | 800                        | -                          | 300                        | 600                        | -                          | -                      | ...                      |
| 25 TO 29 YEARS . . . . .  | 8 600   | -                       | 500                      | 700                      | 1 300                    | 1 000                      | 1 000                      | 2 100                      | 1 300                      | 300                        | 500                    | 14800                    |
| 30 TO 34 YEARS . . . . .  | 6 100   | -                       | 300                      | 500                      | 700                      | 1 200                      | 600                        | 1 400                      | 500                        | 800                        | -                      | 13800                    |
| 35 TO 44 YEARS . . . . .  | 8 700   | 200                     | 900                      | 600                      | 1 800                    | 1 300                      | 700                        | 1 400                      | 1 300                      | 500                        | -                      | 11600                    |
| 45 TO 64 YEARS . . . . .  | 13 300  | 900                     | 800                      | 1 000                    | 3 200                    | 2 400                      | 600                        | 2 100                      | 1 400                      | 800                        | 200                    | 10800                    |
| 65 YEARS AND OVER . . . . .   | 6 900   | 500                     | 1 100                    | 1 000                    | 1 400                    | 500                        | 900                        | 200                        | 700                        | 500                        | 200                    | 8900                     |
| OTHER MALE HEAD . . . . .   | 9 800   | 1 500                   | 1 000                    | 1 400                    | 2 600                    | 1 600                      | 600                        | 500                        | 200                        | 500                        | -                      | 8200                     |
| UNDER 65 YEARS . . . . .  | 8 500   | 1 100                   | 1 000                    | 1 100                    | 2 200                    | 1 600                      | 500                        | 500                        | 200                        | 300                        | -                      | 8400                     |
| 65 YEARS AND OVER . . . . .   | 1 300   | 300                     | -                        | 300                      | 300                      | -                          | 200                        | -                          | -                          | 200                        | -                      | ...                      |
| FEMALE HEAD . . . . .   | 43 400  | 11 500                  | 10 200                   | 5 900                    | 5 900                    | 4 000                      | 2 100                      | 3 200                      | 300                        | 300                        | -                      | 5600                     |
| UNDER 65 YEARS . . . . .  | 39 900  | 11 100                  | 9 400                    | 5 300                    | 5 800                    | 3 200                      | 2 100                      | 2 500                      | 300                        | 300                        | -                      | 4900                     |
| 65 YEARS AND OVER . . . . .   | 3 500   | 500                     | 800                      | 600                      | 200                      | 800                        | -                          | 600                        | -                          | -                          | -                      | ...                      |
| 1-PERSON HOUSEHOLDS . . . . .   | 46 500  | 14 300                  | 7 000                    | 4 900                    | 8 400                    | 6 100                      | 1 300                      | 2 300                      | 1 300                      | 500                        | 300                    | 5800                     |
| UNDER 65 YEARS . . . . .  | 33 700  | 8 600                   | 4 600                    | 3 200                    | 7 400                    | 5 800                      | 1 100                      | 1 900                      | 800                        | -                          | 200                    | 7200                     |
| 65 YEARS AND OVER . . . . .   | 12 800  | 5 700                   | 2 400                    | 1 800                    | 1 000                    | 300                        | 200                        | 300                        | 500                        | 500                        | 200                    | 3600                     |
| OWN CHILDREN UNDER 18 YEARS OLD BY AGE GROUP                                |         |                         |                          |                          |                          |                            |                            |                            |                            |                            |                        |                          |
| NO OWN CHILDREN UNDER 18 YEARS . . . . .                                    | 95 500  | 19 100                  | 13 600                   | 10 500                   | 17 700                   | 11 800                     | 4 600                      | 8 700                      | 4 900                      | 3 500                      | 1 000                  | 7800                     |
| WITH OWN CHILDREN UNDER 18 YEARS . . . . .                                  | 51 200  | 10 100                  | 8 500                    | 5 600                    | 8 600                    | 7 000                      | 3 200                      | 4 800                      | 2 700                      | 700                        | 200                    | 7500                     |
| UNDER 6 YEARS ONLY . . . . .  | 10 800  | 2 700                   | 900                      | 1 100                    | 1 400                    | 1 600                      | 500                        | 1 100                      | 1 000                      | 500                        | -                      | 8300                     |
| 1 . . . . .   | 7 800   | 2 500                   | 600                      | 800                      | 800                      | 1 000                      | 500                        | 1 000                      | 600                        | 500                        | -                      | 8500                     |
| 2 . . . . .   | 2 500   | 200                     | 200                      | 200                      | 600                      | 600                        | -                          | 200                        | 300                        | -                          | -                      | ...                      |
| 3 OR MORE . . . . .   | 500     | 200                     | 200                      | 200                      | -                        | -                          | -                          | -                          | -                          | -                          | -                      | ...                      |
| 6 TO 17 YEARS ONLY . . . . .  | 29 800  | 5 800                   | 5 000                    | 2 600                    | 5 100                    | 4 000                      | 2 200                      | 3 200                      | 1 600                      | 200                        | 200                    | 7900                     |
| 1 . . . . .   | 12 600  | 3 100                   | 1 600                    | 600                      | 1 600                    | 1 900                      | 900                        | 2 100                      | 500                        | 200                        | 200                    | 8900                     |
| 2 . . . . .   | 7 400   | 1 300                   | 1 000                    | 1 300                    | 1 400                    | 500                        | 800                        | 600                        | 500                        | -                          | -                      | 7300                     |
| 3 OR MORE . . . . .   | 9 700   | 1 400                   | 2 400                    | 600                      | 2 100                    | 1 600                      | 500                        | 500                        | 700                        | -                          | -                      | 7500                     |
| BOTH AGE GROUPS . . . . .   | 10 700  | 1 600                   | 2 500                    | 1 900                    | 2 100                    | 1 400                      | 500                        | 500                        | 200                        | -                          | -                      | 6300                     |
| 2 . . . . .   | 5 100   | 800                     | 1 100                    | 800                      | 600                      | 900                        | 200                        | 500                        | 200                        | -                          | -                      | 6500                     |
| 3 OR MORE . . . . .   | 5 600   | 800                     | 1 400                    | 1 100                    | 1 500                    | 500                        | 300                        | -                          | -                          | -                          | -                      | 6100                     |
| YEARS OF SCHOOL COMPLETED BY HEAD   |         |                         |                          |                          |                          |                            |                            |                            |                            |                            |                        |                          |
| NO SCHOOL YEARS COMPLETED . . . . .   | 1 600   | 300                     | 600                      | 200                      | 200                      | 200                        | 200                        | -                          | -                          | -                          | -                      | ...                      |
| ELEMENTARY: . . . . .   |         |                         |                          |                          |                          |                            |                            |                            |                            |                            |                        |                          |
| LESS THAN 8 YEARS . . . . .   | 25 000  | 9 100                   | 5 100                    | 2 600                    | 3 300                    | 2 400                      | 900                        | 600                        | 800                        | -                          | 200                    | 4300                     |
| 8 YEARS . . . . .   | 11 900  | 2 900                   | 1 200                    | 1 600                    | 2 600                    | 2 200                      | 300                        | 1 000                      | 200                        | -                          | -                      | 7300                     |
| HIGH SCHOOL: . . . . .  |         |                         |                          |                          |                          |                            |                            |                            |                            |                            |                        |                          |
| 1 TO 3 YEARS . . . . .  | 37 200  | 7 500                   | 7 500                    | 4 800                    | 6 400                    | 3 300                      | 2 500                      | 3 000                      | 1 500                      | 300                        | 200                    | 6500                     |
| 4 YEARS . . . . .   | 41 700  | 6 300                   | 5 000                    | 4 800                    | 8 200                    | 6 100                      | 2 400                      | 5 100                      | 2 300                      | 1 400                      | 200                    | 8800                     |
| COLLEGE: . . . . .  |         |                         |                          |                          |                          |                            |                            |                            |                            |                            |                        |                          |
| 1 TO 3 YEARS . . . . .  | 14 800  | 1 600                   | 1 500                    | 1 100                    | 3 600                    | 1 900                      | 800                        | 1 800                      | 1 300                      | 1 100                      | 200                    | 9700                     |
| 4 YEARS OR MORE . . . . .   | 14 500  | 1 400                   | 1 100                    | 1 100                    | 2 100                    | 2 700                      | 600                        | 1 900                      | 1 600                      | 1 300                      | 500                    | 11300                    |
| MEDIAN . . . . .  | 11.8    | 9.8                     | 10.6                     | 11.2                     | 12.1                     | 12.2                       | 11.9                       | 12.4                       | 12.6                       | 13.5                       | ...                    | ...                      |
| YEAR HEAD MOVED INTO UNIT   |         |                         |                          |                          |                          |                            |                            |                            |                            |                            |                        |                          |
| 1975 OR LATER . . . . .   | 48 700  | 10 100                  | 5 600                    | 5 700                    | 9 500                    | 6 600                      | 2 800                      | 3 700                      | 3 100                      | 1 500                      | 200                    | 7900                     |
| MOVED IN WITHIN PAST 12 MONTHS . . . . .                                    | 36 800  | 8 000                   | 4 800                    | 4 400                    | 7 500                    | 4 300                      | 2 300                      | 2 600                      | 2 000                      | 800                        | 200                    | 7500                     |
| APRIL 1970 TO 1974 . . . . .  | 48 700  | 8 200                   | 8 400                    | 5 200                    | 9 000                    | 5 900                      | 1 900                      | 5 800                      | 2 700                      | 1 100                      | 500                    | 7800                     |
| 1965 TO MARCH 1970 . . . . .  | 28 800  | 7 000                   | 4 100                    | 2 900                    | 4 000                    | 3 600                      | 1 900                      | 3 200                      | 1 100                      | 1 000                      | -                      | 7300                     |
| 1960 TO 1964 . . . . .  | 11 300  | 1 800                   | 2 300                    | 1 300                    | 2 100                    | 1 800                      | 900                        | 500                        | 300                        | 500                        | -                      | 7500                     |
| 1950 TO 1959 . . . . .  | 7 100   | 1 900                   | 1 300                    | 800                      | 700                      | 800                        | 300                        | 300                        | 300                        | 200                        | 500                    | 5800                     |
| 1949 OR EARLIER . . . . .   | 2 100   | 200                     | 300                      | 300                      | 1 100                    | 200                        | -                          | -                          | -                          | -                          | -                      | ...                      |
| GROSS RENT  |         |                         |                          |                          |                          |                            |                            |                            |                            |                            |                        |                          |
| SPECIFIED RENTER OCCUPIED . . . . .   | 146 700 | 29 100                  | 22 000                   | 16 100                   | 26 400                   | 18 800                     | 7 800                      | 13 500                     | 7 600                      | 4 200                      | 1 100                  | 7700                     |
| LESS THAN \$70 . . . . .  | 11 100  | 5 900                   | 3 000                    | 800                      | 1 300                    | 500                        | 200                        | 300                        | -                          | 200                        | -                      | 3000-                    |
| \$70 TO \$99 . . . . .  | 10 800  | 4 300                   | 2 900                    | 600                      | 1 300                    | 1 400                      | -                          | 200                        | -                          | -                          | 200                    | 3800                     |
| \$100 TO \$124 . . . . .  | 21 300  | 7 800                   | 3 800                    | 1 900                    | 3 700                    | 2 800                      | 200                        | 800                        | -                          | -                          | 200                    | 4500                     |
| \$125 TO \$149 . . . . .  | 19 300  | 3 700                   | 3 000                    | 2 100                    | 3 700                    | 2 300                      | 1 300                      | 1 600                      | 1 100                      | 200                        | 300                    | 7700                     |
| \$150 TO \$174 . . . . .  | 25 200  | 2 400                   | 3 400                    | 3 500                    | 7 100                    | 3 800                      | 1 800                      | 1 700                      | 1 200                      | 300                        | -                      | 8400                     |
| \$175 TO \$199 . . . . .  | 20 600  | 2 600                   | 2 500                    | 2 700                    | 3 200                    | 3 500                      | 900                        | 3 400                      | 1 100                      | 600                        | -                      | 9300                     |
| \$200 TO \$249 . . . . .  | 25 800  | 1 700                   | 1 800                    | 3 100                    | 5 300                    | 3 700                      | 2 500                      | 3 900                      | 2 400                      | 1 400                      | -                      | 10700                    |
| \$250 TO \$299 . . . . .  | 5 100   | 200                     | 900                      | 500                      | -                        | 200                        | 900                        | 1 000                      | 1 000                      | 300                        | 200                    | 14700                    |
| \$300 TO \$349 . . . . .  | 3 400   | 200                     | 500                      | 500                      | 700                      | 200                        | -                          | 500                        | 500                        | 500                        | -                      | ...                      |
| \$350 OR MORE . . . . .   | 2 100   | 200                     | 200                      | 200                      | 300                      | 200                        | -                          | 200                        | 200                        | 700                        | -                      | ...                      |
| NO CASH RENT . . . . .  | 1 900   | 300                     | -                        | 300                      | 800                      | 300                        | -                          | -                          | -                          | -                          | -                      | ...                      |
| MEDIAN . . . . .  | 159     | 113                     | 135                      | 167                      | 163                      | 164                        | 188                        | 190                        | 205                        | 228                        | ...                    | ...                      |

EXCLUDES 1-FAMILY HOMES ON 10 ACRES OR MORE.

TABLE B-1. INCOME OF FAMILIES AND PRIMARY INDIVIDUALS IN OWNER AND RENTER OCCUPIED HOUSING UNITS: 1976--CONTINUED  
(DATA BASED ON SAMPLE, SEE TEXT. FOR MINIMUM BASE FOR DERIVED FIGURES (PERCENT, MEDIAN, ETC.) AND MEANING OF SYMBOLS, SEE TEXT)

| STANDARD METROPOLITAN STATISTICAL AREA<br>BALTIMORE, MD.<br>IN CENTRAL CITY | TOTAL    | LESS<br>THAN<br>\$3,000 | \$3,000<br>TO<br>\$4,999 | \$5,000<br>TO<br>\$6,999 | \$7,000<br>TO<br>\$9,999 | \$10,000<br>TO<br>\$12,499 | \$12,500<br>TO<br>\$14,999 | \$15,000<br>TO<br>\$19,999 | \$20,000<br>TO<br>\$24,999 | \$25,000<br>TO<br>\$34,999 | \$35,000<br>OR<br>MORE | MEDIAN<br>(DOL-<br>LARS) |
|---|----------|-------------------------|--------------------------|--------------------------|--------------------------|----------------------------|----------------------------|----------------------------|----------------------------|----------------------------|------------------------|--------------------------|
| <b>GROSS RENT AS PERCENTAGE OF INCOME</b>                                   |          |                         |                          |                          |                          |                            |                            |                            |                            |                            |                        |                          |
| <b>SPECIFIED RENTER OCCUPIED<sup>1</sup></b>                                |          |                         |                          |                          |                          |                            |                            |                            |                            |                            |                        |                          |
| LESS THAN 10 PERCENT . . . . .  | 146 700  | 29 100                  | 22 000                   | 16 100                   | 26 400                   | 18 800                     | 7 800                      | 13 500                     | 7 600                      | 4 200                      | 1 100                  | 7700                     |
| 10 TO 14 PERCENT . . . . .  | 8 200    | -                       | -                        | 500                      | 500                      | 900                        | 200                        | 1 400                      | 2 300                      | 1 600                      | 800                    | 21300                    |
| 15 TO 19 PERCENT . . . . .  | 21 200   | -                       | 300                      | 500                      | 1 700                    | 4 000                      | 2 300                      | 6 700                      | 4 000                      | 1 600                      | 200                    | 16400                    |
| 20 TO 24 PERCENT . . . . .  | 21 600   | 900                     | 900                      | 600                      | 4 000                    | 6 400                      | 3 000                      | 3 900                      | 1 100                      | 700                        | -                      | 11700                    |
| 25 TO 34 PERCENT . . . . .  | 23 400   | 3 000                   | 3 300                    | 1 100                    | 7 200                    | 5 100                      | 2 100                      | 1 300                      | 200                        | 200                        | -                      | 8800                     |
| 35 PERCENT OR MORE . . . . .  | 22 900   | 1 300                   | 3 100                    | 6 000                    | 9 900                    | 1 900                      | 300                        | 200                        | -                          | 200                        | -                      | 7300                     |
| NOT COMPUTED . . . . .  | 46 500   | 22 800                  | 14 400                   | 7 100                    | 2 100                    | 200                        | -                          | -                          | -                          | -                          | -                      | 3100                     |
| MEDIAN . . . . .  | 2 700    | 1 100                   | -                        | 300                      | 800                      | 300                        | -                          | -                          | -                          | -                          | 200                    | ...                      |
|   | 24       | 35+                     | 35+                      | 34                       | 24                       | 18                         | 17                         | 14                         | 12                         | 12                         | ...                    | ...                      |
| <b>HEATING EQUIPMENT</b>  |          |                         |                          |                          |                          |                            |                            |                            |                            |                            |                        |                          |
| WARM-AIR FURNACE . . . . .  | 7 65 700 | 12 700                  | 7 800                    | 7 000                    | 10 600                   | 8 900                      | 4 200                      | 7 600                      | 4 200                      | 2 100                      | 600                    | 8500                     |
| HEAT PUMP . . . . .   | -        | -                       | -                        | -                        | -                        | -                          | -                          | -                          | -                          | -                          | -                      | -                        |
| STEAM OR HOT WATER . . . . .  | 71 200   | 13 300                  | 12 800                   | 7 600                    | 13 700                   | 9 100                      | 3 500                      | 5 800                      | 3 100                      | 1 900                      | 500                    | 7400                     |
| BUILT-IN ELECTRIC UNITS . . . . .   | 2 600    | 500                     | 300                      | 200                      | 900                      | 200                        | 200                        | -                          | 200                        | 200                        | -                      | ...                      |
| FLOOR, WALL, OR PIPELESS FURNACE . . . . .                                  | 900      | -                       | 200                      | 200                      | 500                      | 200                        | -                          | -                          | -                          | -                          | -                      | ...                      |
| OTHER MEANS . . . . .   | 6 000    | 2 500                   | 800                      | 1 300                    | 600                      | 500                        | -                          | -                          | -                          | -                          | -                      | ...                      |
| NONE . . . . .  | 300      | 200                     | 200                      | -                        | -                        | -                          | -                          | 200                        | 200                        | -                          | -                      | 4200                     |
| <b>SOURCE OF WATER</b>  |          |                         |                          |                          |                          |                            |                            |                            |                            |                            |                        |                          |
| PUBLIC SYSTEM OR PRIVATE COMPANY . . . . .                                  | 146 700  | 29 100                  | 22 000                   | 16 100                   | 26 400                   | 18 800                     | 7 800                      | 13 500                     | 7 600                      | 4 200                      | 1 100                  | 7700                     |
| INDIVIDUAL WELL . . . . .   | -        | -                       | -                        | -                        | -                        | -                          | -                          | -                          | -                          | -                          | -                      | -                        |
| OTHER . . . . .   | -        | -                       | -                        | -                        | -                        | -                          | -                          | -                          | -                          | -                          | -                      | -                        |
| <b>SEWAGE DISPOSAL</b>  |          |                         |                          |                          |                          |                            |                            |                            |                            |                            |                        |                          |
| PUBLIC SEWER . . . . .  | 146 700  | 29 100                  | 22 000                   | 16 100                   | 26 400                   | 18 800                     | 7 800                      | 13 500                     | 7 600                      | 4 200                      | 1 100                  | 7700                     |
| SEPTIC TANK OR CESSPOOL . . . . .   | -        | -                       | -                        | -                        | -                        | -                          | -                          | -                          | -                          | -                          | -                      | -                        |
| OTHER . . . . .   | -        | -                       | -                        | -                        | -                        | -                          | -                          | -                          | -                          | -                          | -                      | -                        |
| <b>SELECTED CHARACTERISTICS</b>   |          |                         |                          |                          |                          |                            |                            |                            |                            |                            |                        |                          |
| WITH AIR CONDITIONING . . . . .   | 66 900   | 7 800                   | 8 400                    | 7 200                    | 12 100                   | 8 700                      | 5 100                      | 8 900                      | 4 300                      | 3 700                      | 600                    | 9500                     |
| ROOM UNIT(S) . . . . .  | 40 000   | 4 800                   | 6 300                    | 4 800                    | 6 600                    | 5 100                      | 3 200                      | 5 100                      | 2 000                      | 1 600                      | 500                    | 8900                     |
| CENTRAL SYSTEM . . . . .  | 26 900   | 3 000                   | 2 100                    | 2 400                    | 5 500                    | 3 600                      | 1 900                      | 3 800                      | 2 300                      | 2 100                      | 200                    | 10300                    |
| 4 FLOORS OR MORE . . . . .  | 15 300   | 3 500                   | 2 300                    | 1 600                    | 2 300                    | 1 500                      | 500                        | 1 500                      | 1 000                      | 1 000                      | 200                    | 7200                     |
| WITH ELEVATOR . . . . .   | 12 900   | 3 200                   | 1 700                    | 1 100                    | 1 800                    | 1 500                      | 300                        | 1 200                      | 1 000                      | 1 000                      | 200                    | 7700                     |
| OWNED SECOND HOME . . . . .   | 2 900    | 600                     | 200                      | 300                      | 300                      | 300                        | 300                        | 200                        | 200                        | 500                        | -                      | ...                      |
| AUTOMOBILES AVAILABLE:  |          |                         |                          |                          |                          |                            |                            |                            |                            |                            |                        |                          |
| 1 . . . . .   | 54 200   | 1 900                   | 4 800                    | 6 400                    | 13 600                   | 10 100                     | 3 800                      | 7 900                      | 2 600                      | 2 400                      | 600                    | 10100                    |
| 2 . . . . .   | 12 500   | 600                     | 300                      | 600                      | 600                      | 900                        | 1 400                      | 3 100                      | 3 200                      | 1 300                      | 300                    | 17700                    |
| 3 OR MORE . . . . .   | 1 100    | 200                     | -                        | -                        | 300                      | -                          | -                          | -                          | 300                        | 200                        | 200                    | ...                      |
| UNITS IN PUBLIC HOUSING PROJECT . . . . .                                   | 21 600   | 8 000                   | 5 300                    | 2 000                    | 3 000                    | 1 400                      | 1 300                      | 200                        | 300                        | -                          | -                      | 4100                     |
| PRIVATE UNITS WITH GOVERNMENT RENT SUBSIDY . . . . .                        | 800      | -                       | 300                      | -                        | 200                      | -                          | 200                        | -                          | -                          | -                          | -                      | ...                      |

<sup>1</sup>EXCLUDES 1-FAMILY HOMES ON 10 ACRES OR MORE.

22,400

TABLE B-2. VALUE OF OWNER OCCUPIED HOUSING UNITS: 1976

(DATA BASED ON SAMPLE, SEE TEXT. FOR MINIMUM BASE FOR DERIVED FIGURES (PERCENT, MEDIAN, ETC.) AND MEANING OF SYMBOLS, SEE TEXT)

| STANDARD METROPOLITAN STATISTICAL AREA<br>BALTIMORE, MD.<br>IN CENTRAL CITY | TOTAL   | LESS<br>THAN<br>\$10,000 | \$10,000<br>TO<br>\$19,999 | \$20,000<br>TO<br>\$24,999 | \$25,000<br>TO<br>\$29,999 | \$30,000<br>TO<br>\$34,999 | \$35,000<br>TO<br>\$39,999 | \$40,000<br>TO<br>\$49,999 | \$50,000<br>TO<br>\$59,999 | \$60,000<br>TO<br>\$74,999 | \$75,000<br>OR<br>MORE | MEDIAN<br>(DOL-<br>LARS) |
|---|---------|--------------------------|----------------------------|----------------------------|----------------------------|----------------------------|----------------------------|----------------------------|----------------------------|----------------------------|------------------------|--------------------------|
| SPECIFIED OWNER OCCUPIED <sup>1</sup>                                       | 111 100 | 16 700                   | 34 300                     | 16 800                     | 12 800                     | 11 500                     | 6 700                      | 5 700                      | 1 200                      | 2 900                      | 2 500                  | 21300                    |
| YEAR STRUCTURE BUILT  |         |                          |                            |                            |                            |                            |                            |                            |                            |                            |                        |                          |
| APRIL 1970 OR LATER   | 200     | -                        | -                          | -                          | -                          | -                          | -                          | -                          | -                          | 200                        | -                      | ...                      |
| 1965 TO MARCH 1970  | 900     | -                        | 200                        | 200                        | 300                        | 100                        | 100                        | -                          | -                          | -                          | -                      | ...                      |
| 1960 TO 1964  | 4 400   | -                        | 300                        | 1 000                      | 1 000                      | 1 000                      | 500                        | 500                        | -                          | -                          | 200                    | 29700                    |
| 1950 TO 1959  | 20 600  | 300                      | 5 300                      | 3 600                      | 4 400                      | 3 700                      | 2 000                      | 500                        | 200                        | 300                        | 300                    | 26300                    |
| 1940 TO 1949  | 15 500  | 300                      | 4 700                      | 4 300                      | 1 600                      | 2 000                      | 500                        | 1 300                      | 400                        | 200                        | 300                    | 23200                    |
| 1939 OR EARLIER   | 69 400  | 16 100                   | 23 800                     | 7 700                      | 5 600                      | 4 700                      | 3 500                      | 3 400                      | 600                        | 2 200                      | 1 700                  | 17800                    |
| COMPLETE BATHROOMS  |         |                          |                            |                            |                            |                            |                            |                            |                            |                            |                        |                          |
| 1   | 47 600  | 10 400                   | 18 700                     | 7 900                      | 3 600                      | 2 800                      | 1 800                      | 1 300                      | 200                        | 500                        | 300                    | 17100                    |
| 1 AND ONE-HALF  | 39 300  | 3 800                    | 11 200                     | 6 700                      | 6 200                      | 7 000                      | 2 800                      | 1 600                      | 200                        | 200                        | -                      | 23700                    |
| 2 OR MORE   | 23 600  | 2 600                    | 4 000                      | 2 300                      | 3 000                      | 1 700                      | 2 000                      | 2 800                      | 800                        | 2 200                      | 2 200                  | 29800                    |
| ALSO USED BY ANOTHER HOUSEHOLD  | -       | -                        | -                          | -                          | -                          | -                          | -                          | -                          | -                          | -                          | -                      | -                        |
| NONE  | 600     | 200                      | 300                        | -                          | -                          | -                          | 200                        | -                          | -                          | -                          | -                      | ...                      |
| COMPLETE KITCHEN FACILITIES   |         |                          |                            |                            |                            |                            |                            |                            |                            |                            |                        |                          |
| FOR EXCLUSIVE USE OF HOUSEHOLD  | 111 100 | 16 700                   | 34 300                     | 16 800                     | 12 800                     | 11 500                     | 6 700                      | 5 700                      | 1 200                      | 2 900                      | 2 500                  | 21300                    |
| ALSO USED BY ANOTHER HOUSEHOLD  | -       | -                        | -                          | -                          | -                          | -                          | -                          | -                          | -                          | -                          | -                      | -                        |
| NO COMPLETE KITCHEN FACILITIES  | -       | -                        | -                          | -                          | -                          | -                          | -                          | -                          | -                          | -                          | -                      | -                        |
| ROOMS   |         |                          |                            |                            |                            |                            |                            |                            |                            |                            |                        |                          |
| 1 AND 2 ROOMS   | -       | -                        | -                          | -                          | -                          | -                          | -                          | -                          | -                          | -                          | -                      | -                        |
| 3 ROOMS   | -       | -                        | -                          | -                          | -                          | -                          | -                          | -                          | -                          | -                          | -                      | -                        |
| 4 ROOMS   | 6 100   | 1 100                    | 2 900                      | 1 300                      | 200                        | 300                        | 200                        | 200                        | -                          | -                          | -                      | 16600                    |
| 5 ROOMS   | 14 100  | 1 800                    | 6 400                      | 2 300                      | 1 900                      | 600                        | 500                        | 500                        | -                          | 200                        | -                      | 18200                    |
| 6 ROOMS   | 56 700  | 9 200                    | 17 400                     | 10 400                     | 6 800                      | 6 800                      | 3 100                      | 1 800                      | 300                        | 300                        | 500                    | 20800                    |
| 7 ROOMS OR MORE   | 34 300  | 4 700                    | 7 600                      | 2 900                      | 4 000                      | 3 700                      | 2 900                      | 3 200                      | 800                        | 2 400                      | 2 000                  | 27500                    |
| MEDIAN  | 6.1     | 6.1                      | 5.9                        | 6.0                        | 6.1                        | 6.2                        | 6.4                        | 6.5+                       | ...                        | ...                        | ...                    | ...                      |
| BEDROOMS  |         |                          |                            |                            |                            |                            |                            |                            |                            |                            |                        |                          |
| NONE AND 1  | 1 700   | 300                      | -                          | 600                        | 200                        | 300                        | 300                        | -                          | -                          | -                          | -                      | ...                      |
| 2   | 22 300  | 3 400                    | 8 700                      | 3 700                      | 2 200                      | 1 800                      | 1 100                      | 1 100                      | -                          | 200                        | 200                    | 18900                    |
| 3 OR MORE   | 87 100  | 13 000                   | 25 600                     | 12 500                     | 10 500                     | 9 400                      | 5 200                      | 4 600                      | 1 200                      | 2 700                      | 2 300                  | 22000                    |
| PERSONS   |         |                          |                            |                            |                            |                            |                            |                            |                            |                            |                        |                          |
| 1 PERSON  | 17 300  | 4 500                    | 5 600                      | 2 500                      | 1 400                      | 1 800                      | 600                        | 200                        | 200                        | 200                        | 300                    | 17500                    |
| 2 PERSONS   | 34 300  | 4 600                    | 11 000                     | 5 000                      | 4 000                      | 4 200                      | 2 000                      | 1 900                      | 500                        | 800                        | 300                    | 21600                    |
| 3 PERSONS   | 20 900  | 2 800                    | 6 000                      | 3 800                      | 2 200                      | 2 300                      | 1 000                      | 1 300                      | 200                        | 900                        | 400                    | 22200                    |
| 4 PERSONS   | 17 000  | 2 400                    | 3 700                      | 2 900                      | 2 600                      | 1 400                      | 1 300                      | 1 100                      | 200                        | 800                        | 500                    | 24100                    |
| 5 PERSONS   | 9 800   | 1 400                    | 4 400                      | 800                        | 1 000                      | 500                        | 800                        | 300                        | -                          | -                          | 500                    | 17800                    |
| 6 PERSONS OR MORE   | 11 900  | 1 100                    | 3 500                      | 1 800                      | 1 600                      | 1 300                      | 1 000                      | 800                        | 200                        | 200                        | 400                    | 23600                    |
| MEDIAN  | 2.7     | 2.3                      | 2.6                        | 2.7                        | 2.9                        | 2.4                        | 3.3                        | 3.1                        | ...                        | ...                        | ...                    | ...                      |
| UNITS WITH SUBFAMILIES  | 3 800   | 300                      | 1 200                      | 700                        | 800                        | 300                        | -                          | 300                        | -                          | -                          | 200                    | ...                      |
| UNITS WITH NONRELATIVES   | 5 500   | 1 000                    | 2 300                      | 500                        | 900                        | 300                        | 200                        | 200                        | -                          | 200                        | -                      | 17800                    |
| PLUMBING FACILITIES BY PERSONS PER ROOM                                     |         |                          |                            |                            |                            |                            |                            |                            |                            |                            |                        |                          |
| WITH ALL PLUMBING FACILITIES  | 110 900 | 16 700                   | 34 100                     | 16 800                     | 12 800                     | 11 500                     | 6 700                      | 5 700                      | 1 200                      | 2 900                      | 2 500                  | 21400                    |
| 1.00 OR LESS  | 108 100 | 16 400                   | 33 000                     | 16 400                     | 12 500                     | 11 200                     | 6 400                      | 5 700                      | 1 200                      | 2 900                      | 2 500                  | 21400                    |
| 1.01 TO 1.50  | 2 600   | 300                      | 1 000                      | 500                        | 200                        | 300                        | 300                        | -                          | -                          | -                          | -                      | ...                      |
| 1.51 OR MORE  | 300     | -                        | 200                        | -                          | 200                        | -                          | -                          | -                          | -                          | -                          | -                      | ...                      |
| LACKING SOME OR ALL PLUMBING FACILITIES                                     | 200     | -                        | 200                        | -                          | -                          | -                          | -                          | -                          | -                          | -                          | -                      | ...                      |
| 1.00 OR LESS  | 200     | -                        | 200                        | -                          | -                          | -                          | -                          | -                          | -                          | -                          | -                      | ...                      |
| 1.01 TO 1.50  | -       | -                        | -                          | -                          | -                          | -                          | -                          | -                          | -                          | -                          | -                      | ...                      |
| 1.51 OR MORE  | -       | -                        | -                          | -                          | -                          | -                          | -                          | -                          | -                          | -                          | -                      | ...                      |
| HOUSEHOLD COMPOSITION BY AGE OF HEAD  |         |                          |                            |                            |                            |                            |                            |                            |                            |                            |                        |                          |
| 2-OR-MORE-PERSON HOUSEHOLDS   | 93 800  | 12 300                   | 28 700                     | 14 300                     | 11 400                     | 9 700                      | 6 000                      | 5 500                      | 1 000                      | 2 700                      | 2 200                  | 22100                    |
| MALE HEAD, WIFE PRESENT, NO NONRELATIVES                                    | 70 100  | 7 600                    | 21 000                     | 11 100                     | 8 300                      | 7 900                      | 4 900                      | 4 500                      | 1 000                      | 1 600                      | 2 200                  | 22900                    |
| UNDER 25 YEARS  | 1 300   | -                        | 800                        | 200                        | 300                        | -                          | -                          | -                          | -                          | -                          | -                      | ...                      |
| 25 TO 29 YEARS  | 6 900   | 300                      | 1 400                      | 1 600                      | 1 100                      | 1 300                      | 500                        | 300                        | 200                        | 200                        | -                      | 25500                    |
| 30 TO 34 YEARS  | 3 500   | 300                      | 800                        | 500                        | 500                        | 600                        | 600                        | 200                        | -                          | -                          | -                      | ...                      |
| 35 TO 44 YEARS  | 10 100  | 500                      | 3 000                      | 1 400                      | 1 700                      | 1 300                      | 800                        | 500                        | 700                        | 200                        | -                      | 25400                    |
| 45 TO 64 YEARS  | 33 000  | 3 900                    | 10 200                     | 5 300                      | 4 000                      | 3 700                      | 1 900                      | 2 300                      | -                          | 500                        | 1 300                  | 22300                    |
| 65 YEARS AND OVER   | 15 200  | 2 600                    | 4 800                      | 2 100                      | 600                        | 1 000                      | 1 000                      | 1 300                      | 200                        | 800                        | 900                    | 20600                    |
| OTHER MALE HEAD   | 6 800   | 1 300                    | 2 300                      | 500                        | 1 100                      | 800                        | -                          | -                          | -                          | 500                        | -                      | 19200                    |
| UNDER 65 YEARS  | 4 900   | 800                      | 1 900                      | 500                        | 500                        | 700                        | -                          | 200                        | -                          | 300                        | -                      | 18400                    |
| 65 YEARS AND OVER   | 1 900   | 500                      | 300                        | -                          | 600                        | 200                        | -                          | 200                        | -                          | 200                        | -                      | ...                      |
| FEMALE HEAD   | 16 900  | 3 400                    | 5 400                      | 2 700                      | 1 900                      | 1 000                      | 1 200                      | 700                        | -                          | 600                        | -                      | 19300                    |
| UNDER 65 YEARS  | 12 300  | 1 900                    | 4 500                      | 2 300                      | 1 400                      | 700                        | 800                        | 500                        | -                          | 200                        | -                      | 19400                    |
| 65 YEARS AND OVER   | 4 600   | 1 500                    | 1 000                      | 500                        | 500                        | 300                        | 300                        | 200                        | -                          | 400                        | -                      | 19000                    |
| 1-PERSON HOUSEHOLDS   | 17 300  | 4 500                    | 5 600                      | 2 500                      | 1 400                      | 1 800                      | 600                        | 200                        | 200                        | 300                        | 200                    | 17500                    |
| UNDER 65 YEARS  | 8 300   | 1 900                    | 2 400                      | 1 300                      | 1 100                      | 1 000                      | 300                        | 200                        | -                          | 200                        | -                      | 19400                    |
| 65 YEARS AND OVER   | 8 900   | 2 500                    | 3 200                      | 1 300                      | 300                        | 800                        | 300                        | -                          | 200                        | 200                        | 200                    | 16100                    |
| OWN CHILDREN UNDER 18 YEARS OLD BY AGE GROUP                                |         |                          |                            |                            |                            |                            |                            |                            |                            |                            |                        |                          |
| NO OWN CHILDREN UNDER 18 YEARS  | 74 100  | 13 400                   | 22 100                     | 11 300                     | 7 700                      | 8 000                      | 4 100                      | 3 700                      | 600                        | 1 700                      | 1 500                  | 20700                    |
| WITH OWN CHILDREN UNDER 18 YEARS  | 37 000  | 3 400                    | 12 200                     | 5 500                      | 5 200                      | 3 600                      | 2 600                      | 2 000                      | 500                        | 1 200                      | 900                    | 22700                    |
| UNDER 6 YEARS ONLY  | 5 500   | 200                      | 1 400                      | 700                        | 1 300                      | 700                        | 500                        | 500                        | -                          | 300                        | -                      | 25900                    |
| 1   | 2 900   | 200                      | 900                        | 200                        | 200                        | 200                        | 200                        | -                          | -                          | -                          | -                      | ...                      |
| 2   | 2 400   | -                        | 300                        | 500                        | 500                        | -                          | 300                        | -                          | -                          | 300                        | -                      | ...                      |
| 3 OR MORE   | 200     | -                        | 200                        | -                          | -                          | -                          | -                          | -                          | -                          | -                          | -                      | ...                      |
| 6 TO 17 YEARS ONLY  | 25 500  | 2 600                    | 9 000                      | 3 400                      | 3 500                      | 2 600                      | 1 300                      | 1 100                      | 400                        | 700                        | 900                    | 21700                    |
| 1   | 11 600  | 1 300                    | 4 200                      | 1 800                      | 1 000                      | 300                        | 300                        | 200                        | 500                        | 500                        | -                      | 20800                    |
| 2   | 7 400   | 500                      | 2 400                      | 800                        | 500                        | 1 100                      | 600                        | 200                        | 200                        | 200                        | 900                    | 24800                    |
| 3 OR MORE   | 6 500   | 800                      | 2 400                      | 800                        | 1 300                      | 500                        | 300                        | -                          | -                          | -                          | -                      | 20700                    |
| TH AGE GROUPS   | 6 000   | 600                      | 1 700                      | 1 500                      | 300                        | 300                        | 800                        | 300                        | 200                        | 200                        | -                      | 22100                    |
| 2   | 2 900   | 500                      | 600                        | 700                        | 300                        | 200                        | 300                        | 200                        | -                          | 200                        | -                      | ...                      |
| 3 OR MORE   | 3 000   | 100                      | 1 100                      | 800                        | -                          | 200                        | 500                        | 200                        | 200                        | -                          | -                      | ...                      |

<sup>1</sup>LIMITED TO 1-FAMILY HOMES ON LESS THAN 10 ACRES AND NO BUSINESS ON PROPERTY.

TABLE B-2. VALUE OF OWNER OCCUPIED HOUSING UNITS: 1976--CONTINUED

(DATA BASED ON SAMPLE; SEE TEXT. FOR MINIMUM BASE FOR DERIVED FIGURES (PERCENT, MEDIAN, ETC.) AND MEANING OF SYMBOLS, SEE TEXT)

| STANDARD METROPOLITAN STATISTICAL AREA<br>BALTIMORE, MD.<br>IN CENTRAL CITY | TOTAL  | LESS<br>THAN<br>\$10,000 | \$10,000<br>TO<br>\$19,999 | \$20,000<br>TO<br>\$24,999 | \$25,000<br>TO<br>\$29,999 | \$30,000<br>TO<br>\$34,999 | \$35,000<br>TO<br>\$39,999 | \$40,000<br>TO<br>\$49,999 | \$50,000<br>TO<br>\$59,999 | \$60,000<br>TO<br>\$74,999 | \$75,000<br>OR<br>MORE | MEDIAN<br>(DOL-<br>LARS) |
|---|--------|--------------------------|----------------------------|----------------------------|----------------------------|----------------------------|----------------------------|----------------------------|----------------------------|----------------------------|------------------------|--------------------------|
| SPECIFIED OWNER OCCUPIED <sup>1</sup> --CONTINUED                           |        |                          |                            |                            |                            |                            |                            |                            |                            |                            |                        |                          |
| YEARS OF SCHOOL COMPLETED BY HEAD   |        |                          |                            |                            |                            |                            |                            |                            |                            |                            |                        |                          |
| NO SCHOOL YEARS COMPLETED   | 500    | 300                      | 200                        | -                          | -                          | -                          | -                          | -                          | -                          | -                          | -                      | ...                      |
| ELEMENTARY:   |        |                          |                            |                            |                            |                            |                            |                            |                            |                            |                        |                          |
| LESS THAN 8 YEARS   | 18 100 | 5 600                    | 5 800                      | 2 700                      | 1 600                      | 800                        | 600                        | 600                        | -                          | 200                        | 200                    | 15900                    |
| 8 YEARS   | 13 200 | 2 900                    | 5 000                      | 1 600                      | 1 900                      | 600                        | 800                        | 300                        | -                          | -                          | -                      | 17300                    |
| HIGH SCHOOL:  |        |                          |                            |                            |                            |                            |                            |                            |                            |                            |                        |                          |
| 1 TO 3 YEARS  | 23 200 | 4 100                    | 9 400                      | 3 900                      | 2 700                      | 1 800                      | 300                        | 800                        | -                          | -                          | 200                    | 18000                    |
| 4 YEARS   | 29 000 | 2 400                    | 9 200                      | 5 400                      | 4 700                      | 3 800                      | 1 600                      | 1 400                      | -                          | 300                        | 200                    | 22700                    |
| COLLEGE:  |        |                          |                            |                            |                            |                            |                            |                            |                            |                            |                        |                          |
| 1 TO 3 YEARS  | 11 500 | 1 100                    | 3 300                      | 1 500                      | 500                        | 1 800                      | 2 000                      | 200                        | 200                        | 900                        | 200                    | 24600                    |
| 4 YEARS OR MORE   | 15 500 | 200                      | 1 400                      | 1 800                      | 1 500                      | 2 800                      | 1 300                      | 2 300                      | 1 000                      | 1 500                      | 1 800                  | 35500                    |
| MEDIAN  | 12.0   | 8.8                      | 10.7                       | 12.0                       | 12.0                       | 12.7                       | 12.9                       | 12.7                       | ...                        | ...                        | ...                    | ...                      |
| YEAR HEAD MOVED INTO UNIT   |        |                          |                            |                            |                            |                            |                            |                            |                            |                            |                        |                          |
| 1975 OR LATER   | 9 000  | 300                      | 2 700                      | 1 300                      | 1 100                      | 1 900                      | 600                        | 300                        | 200                        | 200                        | 300                    | 25800                    |
| MOVED IN WITHIN PAST 12 MONTHS  | 4 800  | 300                      | 1 100                      | 500                        | 800                        | 1 000                      | 500                        | 200                        | 200                        | -                          | 300                    | 28100                    |
| APRIL 1970 TO 1974  | 18 100 | 1 100                    | 6 500                      | 3 100                      | 2 300                      | 1 600                      | 1 800                      | 1 100                      | 300                        | 300                        | -                      | 22400                    |
| 1965 TO MARCH 1970  | 16 400 | 1 900                    | 5 400                      | 2 800                      | 1 800                      | 1 800                      | 500                        | 1 200                      | 400                        | 200                        | 600                    | 21600                    |
| 1960 TO 1964  | 14 500 | 1 600                    | 3 700                      | 1 800                      | 2 700                      | 1 600                      | 800                        | 1 000                      | -                          | 500                        | 800                    | 25300                    |
| 1950 TO 1959  | 30 200 | 4 800                    | 8 700                      | 5 000                      | 3 800                      | 3 400                      | 2 000                      | 1 500                      | 200                        | 500                        | 500                    | 21700                    |
| 1949 OR EARLIER   | 22 800 | 7 000                    | 7 300                      | 3 000                      | 1 100                      | 1 100                      | 1 000                      | 600                        | 200                        | 1 200                      | 300                    | 16100                    |
| MORTGAGE STATUS   |        |                          |                            |                            |                            |                            |                            |                            |                            |                            |                        |                          |
| MORTGAGE, DEED OF TRUST, OR LAND CONTRACT OWNED FREE AND CLEAR              | 52 800 | 3 600                    | 16 900                     | 8 300                      | 7 700                      | 7 100                      | 3 400                      | 2 400                      | 1 000                      | 1 000                      | 1 300                  | 23500                    |
| MORTGAGE INSURANCE  | 58 300 | 13 100                   | 17 400                     | 8 600                      | 5 100                      | 4 400                      | 3 200                      | 3 200                      | 200                        | 1 900                      | 1 200                  | 19200                    |
| UNITS WITH MORTGAGE OR SIMILAR DEBT   | 52 800 | 3 600                    | 16 900                     | 8 300                      | 7 700                      | 7 100                      | 3 400                      | 2 400                      | 1 000                      | 1 000                      | 1 300                  | 23500                    |
| INSURED BY FHA, VA, OR FARMERS HOME ADMIN.                                  | 22 400 | 800                      | 8 400                      | 4 100                      | 4 400                      | 3 100                      | 1 000                      | 500                        | 200                        | -                          | -                      | 22400                    |
| NOT INSURED OR INSURED BY PRIVATE MORTGAGE INSURANCE                        | 24 100 | 2 500                    | 6 700                      | 3 400                      | 2 500                      | 3 300                      | 1 600                      | 1 500                      | 300                        | 1 000                      | 1 300                  | 24200                    |
| DON'T KNOW  | 5 000  | 200                      | 1 400                      | 700                        | 600                        | 600                        | 700                        | 300                        | 500                        | -                          | -                      | 27000                    |
| NOT REPORTED  | 1 300  | 200                      | 300                        | 200                        | 200                        | 200                        | 200                        | 200                        | -                          | -                          | -                      | ...                      |
| UNITS OWNED FREE AND CLEAR  | 58 300 | 13 100                   | 17 400                     | 8 600                      | 5 100                      | 4 400                      | 3 200                      | 3 200                      | 200                        | 1 900                      | 1 200                  | 19200                    |
| REAL ESTATE TAXES LAST YEAR   |        |                          |                            |                            |                            |                            |                            |                            |                            |                            |                        |                          |
| MEAN (PER \$1,000 VALUE)  | 23     | 42                       | 23                         | 20                         | 19                         | 16                         | 17                         | 16                         | ...                        | ...                        | ...                    | ...                      |
| SELECTED MONTHLY HOUSING COSTS <sup>2</sup>                                 |        |                          |                            |                            |                            |                            |                            |                            |                            |                            |                        |                          |
| UNITS WITH A MORTGAGE   |        |                          |                            |                            |                            |                            |                            |                            |                            |                            |                        |                          |
| LESS THAN \$100   | 52 800 | 3 600                    | 16 900                     | 8 300                      | 7 700                      | 7 100                      | 3 400                      | 2 400                      | 1 000                      | 1 000                      | 1 300                  | 23500                    |
| \$100 TO \$149  | 300    | -                        | 300                        | -                          | -                          | -                          | -                          | -                          | -                          | -                          | -                      | ...                      |
| \$150 TO \$199  | 6 600  | 800                      | 3 700                      | 1 100                      | 600                        | 300                        | -                          | -                          | -                          | -                          | -                      | 16800                    |
| \$200 TO \$249  | 17 300 | 1 400                    | 6 600                      | 3 400                      | 2 300                      | 2 400                      | 700                        | 300                        | -                          | -                          | 200                    | 21000                    |
| \$250 TO \$299  | 13 600 | 1 000                    | 4 200                      | 2 400                      | 2 500                      | 2 200                      | 800                        | 300                        | -                          | 200                        | -                      | 23400                    |
| \$300 TO \$399  | 5 500  | 200                      | 1 100                      | 800                        | 1 000                      | 800                        | 1 000                      | 500                        | 200                        | -                          | -                      | 28300                    |
| \$400 OR MORE   | 5 000  | -                        | 300                        | 300                        | 1 000                      | 900                        | 500                        | 1 100                      | 500                        | 300                        | -                      | 34800                    |
| NOT REPORTED  | 1 400  | -                        | -                          | -                          | -                          | -                          | 200                        | 200                        | 200                        | 500                        | 500                    | ...                      |
| MEDIAN  | 3 000  | 300                      | 700                        | 200                        | 300                        | 500                        | 300                        | 200                        | 200                        | 200                        | 600                    | ...                      |
| UNITS OWNED FREE AND CLEAR  | 58 300 | 13 100                   | 17 400                     | 8 600                      | 5 100                      | 4 400                      | 3 200                      | 3 200                      | 200                        | 1 900                      | 1 200                  | 19200                    |
| LESS THAN \$50  | 3 400  | 2 300                    | 500                        | 200                        | -                          | 200                        | 300                        | -                          | -                          | -                          | -                      | ...                      |
| \$50 TO \$69  | 9 700  | 3 600                    | 3 200                      | 1 600                      | 500                        | 200                        | 200                        | 200                        | -                          | -                          | 200                    | 14000                    |
| \$70 TO \$99  | 20 000 | 3 900                    | 9 500                      | 3 900                      | 1 600                      | 500                        | 300                        | 200                        | -                          | 200                        | 200                    | 16400                    |
| \$100 TO \$149  | 15 300 | 1 900                    | 2 900                      | 2 400                      | 2 300                      | 2 400                      | 1 800                      | 1 600                      | -                          | -                          | -                      | 25900                    |
| \$150 TO \$199  | 2 800  | 500                      | 200                        | 200                        | 200                        | 400                        | 300                        | 700                        | -                          | 500                        | -                      | ...                      |
| \$200 OR MORE   | 2 200  | 200                      | -                          | -                          | 200                        | -                          | 300                        | 300                        | 200                        | 300                        | 800                    | ...                      |
| NOT REPORTED  | 4 900  | 800                      | 1 100                      | 300                        | 500                        | 800                        | -                          | 300                        | -                          | 800                        | 300                    | 27500                    |
| MEDIAN  | 90     | 73                       | 83                         | 88                         | 106                        | ...                        | ...                        | ...                        | ...                        | ...                        | ...                    | ...                      |
| SELECTED MONTHLY HOUSING COSTS AS PERCENTAGE OF INCOME <sup>3</sup>         |        |                          |                            |                            |                            |                            |                            |                            |                            |                            |                        |                          |
| UNITS WITH A MORTGAGE   |        |                          |                            |                            |                            |                            |                            |                            |                            |                            |                        |                          |
| LESS THAN 10 PERCENT  | 52 800 | 3 600                    | 16 900                     | 8 300                      | 7 700                      | 7 100                      | 3 400                      | 2 400                      | 1 000                      | 1 000                      | 1 300                  | 23500                    |
| 10 TO 14 PERCENT  | 9 400  | 300                      | 2 500                      | 1 300                      | 1 600                      | 2 000                      | 500                        | 700                        | -                          | 200                        | 300                    | 26700                    |
| 15 TO 19 PERCENT  | 12 400 | 800                      | 4 300                      | 1 800                      | 2 100                      | 1 200                      | 800                        | 600                        | 700                        | -                          | 100                    | 23100                    |
| 20 TO 24 PERCENT  | 9 800  | 800                      | 2 900                      | 1 300                      | 1 300                      | 1 900                      | 800                        | 300                        | 200                        | 200                        | 200                    | 24800                    |
| 25 TO 34 PERCENT  | 6 600  | 200                      | 2 500                      | 1 300                      | 1 300                      | 300                        | 500                        | 500                        | -                          | -                          | -                      | 22400                    |
| 35 PERCENT OR MORE  | 5 800  | 600                      | 1 200                      | 1 600                      | 500                        | 1 000                      | 200                        | 300                        | -                          | 500                        | -                      | 23500                    |
| NOT COMPUTED  | 5 600  | 500                      | 2 900                      | 800                        | 600                        | 300                        | 300                        | -                          | -                          | 200                        | -                      | 18900                    |
| NOT REPORTED  | 200    | 200                      | -                          | -                          | -                          | -                          | -                          | -                          | -                          | -                          | -                      | ...                      |
| MEDIAN  | 3 000  | 300                      | 700                        | 200                        | 300                        | 500                        | 300                        | -                          | 200                        | -                          | 600                    | ...                      |
| UNITS OWNED FREE AND CLEAR  | 58 300 | 13 100                   | 17 400                     | 8 600                      | 5 100                      | 4 400                      | 3 200                      | 3 200                      | 200                        | 1 900                      | 1 200                  | 19200                    |
| LESS THAN 10 PERCENT  | 25 700 | 4 700                    | 8 900                      | 3 700                      | 2 000                      | 1 800                      | 1 600                      | 1 500                      | -                          | 1 100                      | 400                    | 19200                    |
| 10 TO 14 PERCENT  | 9 900  | 2 300                    | 2 200                      | 2 400                      | 800                        | 300                        | 1 100                      | 600                        | -                          | -                          | -                      | 20900                    |
| 15 TO 19 PERCENT  | 5 800  | 1 500                    | 1 500                      | 900                        | 600                        | 500                        | -                          | 500                        | -                          | -                          | 200                    | 19000                    |
| 20 TO 24 PERCENT  | 3 000  | 500                      | 1 800                      | 300                        | -                          | 200                        | 200                        | -                          | 200                        | -                          | 200                    | ...                      |
| 25 TO 34 PERCENT  | 4 500  | 2 300                    | 900                        | 500                        | -                          | 200                        | 100                        | 300                        | -                          | -                          | -                      | ...                      |
| 35 PERCENT OR MORE  | 4 300  | 1 100                    | 1 000                      | 200                        | 1 300                      | 600                        | 200                        | -                          | -                          | -                          | 200                    | 10000-                   |
| NOT COMPUTED  | 200    | -                        | -                          | 200                        | -                          | -                          | -                          | -                          | -                          | -                          | -                      | 22400                    |
| NOT REPORTED  | 4 900  | 800                      | 1 100                      | 300                        | 500                        | 800                        | -                          | 300                        | -                          | 800                        | 300                    | 27500                    |
| MEDIAN  | 10     | 13                       | 10-                        | 11                         | 12                         | ...                        | ...                        | ...                        | ...                        | ...                        | ...                    | ...                      |
| ACQUISITION OF PROPERTY   |        |                          |                            |                            |                            |                            |                            |                            |                            |                            |                        |                          |
| PLACED OR ASSUMED A MORTGAGE  | 93 800 | 13 200                   | 28 800                     | 14 600                     | 11 500                     | 10 200                     | 5 700                      | 4 200                      | 1 200                      | 2 400                      | 2 000                  | 21700                    |
| ACQUIRED THROUGH INHERITANCE OR GIFT  | 5 400  | 1 900                    | 1 600                      | 500                        | 500                        | 600                        | 300                        | 300                        | -                          | -                          | -                      | 14600                    |
| PAID ALL CASH   | 9 200  | 1 000                    | 3 100                      | 1 300                      | 600                        | 800                        | 600                        | 1 100                      | -                          | 200                        | 500                    | 22200                    |
| ACQUIRED IN OTHER MANNER  | 1 500  | 700                      | 300                        | 300                        | 200                        | -                          | -                          | -                          | -                          | -                          | -                      | ...                      |
| NOT REPORTED  | 1 300  | -                        | 500                        | 200                        | -                          | 500                        | -                          | -                          | -                          | 200                        | -                      | ...                      |

<sup>1</sup>LIMITED TO 1-FAMILY HOMES ON LESS THAN 10 ACRES AND NO BUSINESS ON PROPERTY.

<sup>2</sup>DATA ARE NOT SEPARABLE.

<sup>3</sup>SUM OF PAYMENTS FOR REAL ESTATE TAXES, PROPERTY INSURANCE, UTILITIES, FUEL, WATER, GARBAGE AND TRASH COLLECTION, AND MORTGAGE AT TIME OF ENUMERATION.

TABLE B-2. VALUE OF OWNER OCCUPIED HOUSING UNITS: 1976--CONTINUED

(DATA BASED ON SAMPLE, SEE TEXT, FOR MINIMUM BASE FOR DERIVED FIGURES (PERCENT, MEDIAN, ETC.) AND MEANING OF SYMBOLS, SEE TEXT)

| STANDARD METROPOLITAN STATISTICAL AREA<br>BALTIMORE, MD.<br>IN CENTRAL CITY | TOTAL   | LESS<br>THAN<br>\$10,000 | \$10,000<br>TO<br>\$19,999 | \$20,000<br>TO<br>\$24,999 | \$25,000<br>TO<br>\$29,999 | \$30,000<br>TO<br>\$34,999 | \$35,000<br>TO<br>\$39,999 | \$40,000<br>TO<br>\$49,999 | \$50,000<br>TO<br>\$59,999 | \$60,000<br>TO<br>\$74,999 | \$75,000<br>OR<br>MORE | MEDIAN<br>(DOLLARS) |
|---|---------|--------------------------|----------------------------|----------------------------|----------------------------|----------------------------|----------------------------|----------------------------|----------------------------|----------------------------|------------------------|---------------------|
| SPECIFIED OWNER OCCUPIED <sup>1</sup> --CONTINUED                           |         |                          |                            |                            |                            |                            |                            |                            |                            |                            |                        |                     |
| ALTERATIONS AND REPAIRS DURING LAST 12 MONTHS                               |         |                          |                            |                            |                            |                            |                            |                            |                            |                            |                        |                     |
| NO ALTERATIONS OR REPAIRS   | 40 400  | 7 400                    | 12 000                     | 6 800                      | 4 200                      | 3 700                      | 2 100                      | 2 000                      | 300                        | 600                        | 1 300                  | 20600               |
| ALTERATIONS AND REPAIRS COSTING LESS THAN \$100 <sup>2</sup>                | 30 700  | 4 000                    | 9 900                      | 4 400                      | 4 300                      | 4 200                      | 1 300                      | 1 100                      | 200                        | 700                        | 600                    | 21600               |
| ADDITIONS   | 200     | -                        | -                          | -                          | -                          | -                          | -                          | -                          | -                          | -                          | -                      | ...                 |
| ALTERATIONS   | 2 900   | -                        | 1 100                      | 200                        | 600                        | 700                        | -                          | -                          | -                          | -                          | 200                    | ...                 |
| REPLACEMENTS  | 6 900   | 1 500                    | 2 400                      | 3 800                      | 3 000                      | 3 600                      | 200                        | 500                        | -                          | -                          | 100                    | 18300               |
| REPAIRS   | 23 400  | 2 900                    | 7 400                      | 3 600                      | 3 000                      | 3 400                      | 1 300                      | 800                        | -                          | -                          | 700                    | 300                 |
| ALTERATIONS AND REPAIRS COSTING \$100 OR MORE <sup>2</sup>                  | 52 900  | 7 300                    | 16 800                     | 7 200                      | 6 100                      | 5 200                      | 3 600                      | 3 400                      | 800                        | 1 800                      | 800                    | 21700               |
| ADDITIONS   | 2 100   | 300                      | 500                        | 300                        | 200                        | 200                        | -                          | -                          | -                          | -                          | -                      | ...                 |
| ALTERATIONS   | 20 000  | 2 100                    | 6 900                      | 3 200                      | 1 400                      | 2 000                      | 1 400                      | 1 900                      | 200                        | 800                        | 200                    | 21700               |
| REPLACEMENTS  | 29 100  | 3 900                    | 9 400                      | 3 700                      | 4 000                      | 2 600                      | 1 500                      | 1 600                      | 300                        | 1 300                      | 800                    | 21700               |
| REPAIRS   | 28 100  | 3 400                    | 7 900                      | 4 400                      | 2 900                      | 2 400                      | 2 400                      | 2 300                      | 800                        | 1 000                      | 600                    | 23100               |
| NOT REPORTED  | 300     | -                        | -                          | -                          | 200                        | 200                        | -                          | -                          | -                          | -                          | -                      | ...                 |
| PLANS FOR IMPROVEMENTS DURING NEXT 12 MONTHS                                |         |                          |                            |                            |                            |                            |                            |                            |                            |                            |                        |                     |
| NONE PLANNED  | 53 000  | 8 100                    | 15 000                     | 7 700                      | 6 700                      | 5 300                      | 2 900                      | 3 600                      | 300                        | 1 700                      | 1 500                  | 22200               |
| SOME PLANNED  | 48 100  | 7 600                    | 16 600                     | 7 100                      | 4 600                      | 5 000                      | 2 400                      | 2 100                      | 700                        | 1 000                      | 1 000                  | 20000               |
| COSTING LESS THAN \$100   | 7 600   | 800                      | 2 700                      | 1 000                      | 700                        | 1 300                      | 500                        | 200                        | -                          | 500                        | -                      | 21400               |
| COSTING \$100 OR MORE   | 37 600  | 6 200                    | 13 200                     | 5 800                      | 3 700                      | 3 400                      | 1 800                      | 1 600                      | 700                        | 300                        | 800                    | 19500               |
| DON'T KNOW  | 2 700   | 500                      | 600                        | 200                        | 300                        | 300                        | 200                        | 300                        | -                          | -                          | 200                    | ...                 |
| NOT REPORTED  | 100     | -                        | -                          | 100                        | -                          | -                          | -                          | -                          | -                          | -                          | -                      | ...                 |
| DON'T KNOW  | 9 500   | 1 100                    | 2 700                      | 2 000                      | 1 300                      | 1 000                      | 1 300                      | -                          | -                          | 200                        | -                      | 22400               |
| NOT REPORTED  | 500     | -                        | -                          | -                          | 200                        | 200                        | -                          | -                          | -                          | -                          | -                      | ...                 |
| HEATING EQUIPMENT   |         |                          |                            |                            |                            |                            |                            |                            |                            |                            |                        |                     |
| WARM-AIR FURNACE  | 50 400  | 9 200                    | 12 900                     | 8 300                      | 6 300                      | 5 600                      | 3 100                      | 2 500                      | 200                        | 1 400                      | 900                    | 21900               |
| HEAT PUMP   | -       | -                        | -                          | -                          | -                          | -                          | -                          | -                          | -                          | -                          | -                      | -                   |
| STEAM OR HOT WATER  | 56 200  | 6 300                    | 19 600                     | 8 200                      | 6 100                      | 5 700                      | 3 200                      | 3 200                      | 1 000                      | 1 300                      | 1 500                  | 21400               |
| BUILT-IN ELECTRIC UNITS   | 200     | -                        | 200                        | -                          | -                          | -                          | -                          | -                          | -                          | -                          | -                      | ...                 |
| FLOOR, WALL, OR PIPELESS FURNACE  | 1 800   | 300                      | 700                        | 300                        | 200                        | 200                        | -                          | -                          | -                          | 200                        | -                      | ...                 |
| OTHER MEANS   | 2 500   | 900                      | 1 000                      | -                          | 300                        | -                          | 300                        | -                          | -                          | -                          | -                      | ...                 |
| NONE  | -       | -                        | -                          | -                          | -                          | -                          | -                          | -                          | -                          | -                          | -                      | ...                 |
| AIR CONDITIONING  |         |                          |                            |                            |                            |                            |                            |                            |                            |                            |                        |                     |
| ROOM UNIT(S)  | 58 000  | 7 600                    | 19 100                     | 9 600                      | 7 200                      | 6 400                      | 2 900                      | 2 200                      | 800                        | 800                        | 1 400                  | 21200               |
| CENTRAL SYSTEM  | 9 900   | 200                      | 600                        | 1 500                      | 700                        | 1 600                      | 2 000                      | 1 300                      | 200                        | 1 100                      | 800                    | 36000               |
| NONE  | 43 100  | 9 000                    | 14 500                     | 5 800                      | 5 000                      | 3 500                      | 1 800                      | 2 100                      | 200                        | 1 000                      | 300                    | 18600               |
| BASEMENT  |         |                          |                            |                            |                            |                            |                            |                            |                            |                            |                        |                     |
| WITH BASEMENT   | 106 100 | 16 100                   | 32 500                     | 16 200                     | 12 500                     | 11 300                     | 6 200                      | 5 200                      | 1 200                      | 2 600                      | 2 400                  | 21400               |
| NO BASEMENT   | 5 000   | 600                      | 1 800                      | 700                        | 300                        | 200                        | 500                        | 500                        | -                          | 300                        | 100                    | 20700               |
| SOURCE OF WATER   |         |                          |                            |                            |                            |                            |                            |                            |                            |                            |                        |                     |
| PUBLIC SYSTEM OR PRIVATE COMPANY  | 111 100 | 16 700                   | 34 300                     | 16 800                     | 12 800                     | 11 500                     | 6 700                      | 5 700                      | 1 200                      | 2 900                      | 2 500                  | 21300               |
| INDIVIDUAL WELL   | -       | -                        | -                          | -                          | -                          | -                          | -                          | -                          | -                          | -                          | -                      | -                   |
| OTHER   | -       | -                        | -                          | -                          | -                          | -                          | -                          | -                          | -                          | -                          | -                      | -                   |
| SEWAGE DISPOSAL   |         |                          |                            |                            |                            |                            |                            |                            |                            |                            |                        |                     |
| PUBLIC SEWER  | 111 100 | 16 700                   | 34 300                     | 16 800                     | 12 800                     | 11 500                     | 6 700                      | 5 700                      | 1 200                      | 2 900                      | 2 500                  | 21300               |
| SEPTIC TANK OR CESSPOOL   | -       | -                        | -                          | -                          | -                          | -                          | -                          | -                          | -                          | -                          | -                      | -                   |
| OTHER   | -       | -                        | -                          | -                          | -                          | -                          | -                          | -                          | -                          | -                          | -                      | -                   |
| HOUSE HEATING FUEL  |         |                          |                            |                            |                            |                            |                            |                            |                            |                            |                        |                     |
| UTILITY GAS   | 56 100  | 7 200                    | 16 800                     | 9 200                      | 6 600                      | 6 600                      | 3 900                      | 2 500                      | 300                        | 1 400                      | 1 600                  | 22200               |
| BOTTLED, TANK, OR LP GAS  | -       | -                        | -                          | -                          | -                          | -                          | -                          | -                          | -                          | -                          | -                      | -                   |
| FUEL OIL, KEROSENE, ETC.  | 54 200  | 8 900                    | 17 300                     | 7 700                      | 6 200                      | 4 900                      | 2 800                      | 3 200                      | 800                        | 1 500                      | 900                    | 20600               |
| ELECTRICITY   | 200     | -                        | 200                        | -                          | -                          | -                          | -                          | -                          | -                          | -                          | -                      | ...                 |
| COAL OR COKE  | 600     | 600                      | -                          | -                          | -                          | -                          | -                          | -                          | -                          | -                          | -                      | ...                 |
| WOOD  | -       | -                        | -                          | -                          | -                          | -                          | -                          | -                          | -                          | -                          | -                      | -                   |
| OTHER FUEL  | -       | -                        | -                          | -                          | -                          | -                          | -                          | -                          | -                          | -                          | -                      | -                   |
| NONE  | -       | -                        | -                          | -                          | -                          | -                          | -                          | -                          | -                          | -                          | -                      | -                   |
| COOKING FUEL  |         |                          |                            |                            |                            |                            |                            |                            |                            |                            |                        |                     |
| UTILITY GAS   | 102 200 | 16 200                   | 33 300                     | 16 300                     | 12 200                     | 10 700                     | 5 800                      | 4 200                      | 800                        | 1 600                      | 1 000                  | 20500               |
| BOTTLED, TANK, OR LP GAS  | 200     | -                        | -                          | -                          | -                          | -                          | -                          | 200                        | -                          | -                          | -                      | -                   |
| ELECTRICITY   | 8 500   | 300                      | 900                        | 500                        | 700                        | 800                        | 800                        | 1 300                      | 300                        | 1 300                      | 1 500                  | 41700               |
| FUEL OIL, KEROSENE, ETC.  | -       | -                        | -                          | -                          | -                          | -                          | -                          | -                          | -                          | -                          | -                      | -                   |
| COAL OR COKE  | 200     | 200                      | -                          | -                          | -                          | -                          | -                          | -                          | -                          | -                          | -                      | ...                 |
| WOOD  | -       | -                        | -                          | -                          | -                          | -                          | -                          | -                          | -                          | -                          | -                      | -                   |
| OTHER FUEL  | -       | -                        | -                          | -                          | -                          | -                          | -                          | -                          | -                          | -                          | -                      | -                   |
| NONE  | -       | -                        | -                          | -                          | -                          | -                          | -                          | -                          | -                          | -                          | -                      | -                   |
| SELECTED CHARACTERISTICS  |         |                          |                            |                            |                            |                            |                            |                            |                            |                            |                        |                     |
| OWNED SECOND HOME   | 3 400   | 300                      | 700                        | 500                        | 600                        | 200                        | 300                        | 500                        | -                          | 300                        | -                      | ...                 |
| WITH GARAGE OR CARPORT ON PROPERTY  | 26 200  | 1 200                    | 5 000                      | 3 000                      | 3 800                      | 3 600                      | 2 100                      | 2 600                      | 800                        | 2 100                      | 2 000                  | 30100               |
| AUTOMOBILES AVAILABLE:  |         |                          |                            |                            |                            |                            |                            |                            |                            |                            |                        |                     |
| 1   | 54 100  | 6 900                    | 18 500                     | 8 100                      | 6 100                      | 6 300                      | 3 400                      | 2 700                      | 200                        | 1 300                      | 600                    | 21000               |
| 2   | 25 200  | 1 600                    | 6 500                      | 4 100                      | 4 400                      | 3 100                      | 1 300                      | 1 600                      | 800                        | 1 200                      | 600                    | 25500               |
| 3 OR MORE   | 7 600   | 300                      | 1 300                      | 800                        | 300                        | 1 300                      | 1 000                      | 800                        | -                          | 500                        | 1 200                  | 33900               |
| TRUCKS AVAILABLE:   |         |                          |                            |                            |                            |                            |                            |                            |                            |                            |                        |                     |
| 1   | 6 900   | 300                      | 2 900                      | 1 000                      | 800                        | 1 000                      | 700                        | 200                        | -                          | 200                        | -                      | 21400               |
| 2 OR MORE   | 100     | -                        | 100                        | -                          | -                          | -                          | -                          | -                          | -                          | -                          | -                      | ...                 |
| FAILURES IN PLUMBING AND EQUIPMENT  |         |                          |                            |                            |                            |                            |                            |                            |                            |                            |                        |                     |
| UNITS OCCUPIED 3 MONTHS OR LONGER   | 109 800 | 16 600                   | 34 000                     | 16 700                     | 12 500                     | 11 300                     | 6 700                      | 5 500                      | 1 200                      | 2 900                      | 2 500                  | 21300               |
| UNUSABLE 6 HOURS OR LONGER:   |         |                          |                            |                            |                            |                            |                            |                            |                            |                            |                        |                     |
| WATER SUPPLY  | 2 800   | 800                      | 800                        | 800                        | 200                        | 200                        | -                          | -                          | -                          | -                          | -                      | ...                 |
| SEWAGE DISPOSAL   | 700     | -                        | 300                        | -                          | -                          | -                          | -                          | -                          | 200                        | -                          | -                      | ...                 |
| FLUSH TOILET  | 900     | -                        | 600                        | 300                        | -                          | -                          | -                          | -                          | -                          | -                          | -                      | ...                 |
| UNITS OCCUPIED LAST WINTER:   |         |                          |                            |                            |                            |                            |                            |                            |                            |                            |                        |                     |
| UNUSABLE 6 HOURS OR LONGER:   | 108 500 | 16 400                   | 33 900                     | 16 500                     | 12 200                     | 10 900                     | 6 500                      | 5 500                      | 1 200                      | 2 900                      | 2 500                  | 21200               |
| HEATING EQUIPMENT   | 8 400   | 500                      | 2 400                      | 1 500                      | 1 600                      | 1 000                      | 300                        | 500                        | 200                        | 300                        | 200                    | 24300               |

<sup>1</sup>LIMITED TO 1-FAMILY HOMES ON LESS THAN 10 ACRES AND NO BUSINESS ON PROPERTY.  
<sup>2</sup>COMPONENTS MAY NOT ADD TO TOTAL BECAUSE MORE THAN ONE IMPROVEMENT WAS MADE.

TABLE B-3. GROSS RENT OF RENTER OCCUPIED HOUSING UNITS: 1976

(DATA BASED ON SAMPLE, SEE TEXT. FOR MINIMUM BASE FOR DERIVED FIGURES (PERCENT, MEDIAN, ETC.) AND MEANING OF SYMBOLS, SEE TEXT)

| STANDARD METROPOLITAN STATISTICAL AREA<br>BALTIMORE, MD.<br>IN CENTRAL CITY  | TOTAL   | LESS<br>THAN<br>\$70 | \$70<br>TO<br>\$99 | \$100<br>TO<br>\$124 | \$125<br>TO<br>\$149 | \$150<br>TO<br>\$174 | \$175<br>TO<br>\$199 | \$200<br>TO<br>\$249 | \$250<br>TO<br>\$349 | \$350<br>OR<br>MORE | NO<br>CASH<br>RENT | MEDIAN<br>(DOL-<br>LARS) |
|--|---------|----------------------|--------------------|----------------------|----------------------|----------------------|----------------------|----------------------|----------------------|---------------------|--------------------|--------------------------|
| SPECIFIED RENTER OCCUPIED <sup>1</sup><br>UNITS REPORTING AMOUNT PAID FOR GAR-<br>BAGE AND TRASH COLLECTION SERVICE. . . . . | 146 700 | 11 100               | 10 800             | 21 300               | 19 300               | 25 200               | 20 600               | 25 800               | 8 600                | 2 100               | 1 900              | 159                      |
| UNITS IN STRUCTURE   | 500     | -                    | -                  | 200                  | -                    | 200                  | -                    | 200                  | -                    | -                   | -                  | ...                      |
| 1 . . . . .  | 58 200  | 6 500                | 2 400              | 6 000                | 4 900                | 10 700               | 8 900                | 12 400               | 5 000                | 200                 | 1 300              | 169                      |
| 2 TO 4 . . . . .   | 44 500  | 1 900                | 5 500              | 9 300                | 10 300               | 8 200                | 4 800                | 2 700                | 1 200                | 200                 | 500                | 137                      |
| 5 TO 19 . . . . .  | 29 900  | 800                  | 2 100              | 3 700                | 3 200                | 5 500                | 5 300                | 8 400                | 1 000                | -                   | -                  | 173                      |
| 20 OR MORE . . . . .   | 14 000  | 1 900                | 800                | 2 300                | 800                  | 800                  | 1 600                | 2 300                | 1 500                | 1 800               | 200                | 179                      |
| MOBILE HOME OR TRAILER. . . . .  | -       | -                    | -                  | -                    | -                    | -                    | -                    | -                    | -                    | -                   | -                  | -                        |
| YEAR STRUCTURE BUILT   |         |                      |                    |                      |                      |                      |                      |                      |                      |                     |                    |                          |
| APRIL 1970 OR LATER . . . . .  | 2 700   | -                    | -                  | -                    | -                    | 500                  | 300                  | 1 200                | 200                  | 500                 | -                  | ...                      |
| 1965 TO MARCH 1970. . . . .  | 11 600  | 300                  | -                  | 900                  | 500                  | 600                  | 3 000                | 4 500                | 1 300                | 300                 | -                  | 204                      |
| 1960 TO 1964. . . . .  | 11 300  | 300                  | 200                | 300                  | -                    | 2 600                | 1 800                | 5 300                | 300                  | 300                 | 200                | 204                      |
| 1950 TO 1959. . . . .  | 12 300  | 1 600                | 600                | 300                  | 1 200                | 2 200                | 2 400                | 2 700                | 800                  | -                   | -                  | 172                      |
| 1940 TO 1949. . . . .  | 12 400  | 3 200                | 600                | 1 400                | 1 200                | 1 300                | 1 900                | 1 300                | 1 100                | 200                 | 200                | 143                      |
| 1939 OR EARLIER . . . . .  | 96 500  | 5 700                | 9 400              | 18 000               | 16 400               | 17 900               | 11 100               | 10 800               | 4 800                | 800                 | 1 600              | 146                      |
| COMPLETE BATHROOMS   |         |                      |                    |                      |                      |                      |                      |                      |                      |                     |                    |                          |
| 1 . . . . .  | 122 800 | 10 400               | 9 500              | 19 600               | 18 300               | 22 000               | 18 500               | 19 100               | 3 400                | 500                 | 1 300              | 153                      |
| 1 AND ONE-HALF. . . . .  | 11 100  | -                    | 200                | 900                  | 500                  | 1 700                | 1 700                | 3 000                | 2 700                | 200                 | 200                | 207                      |
| 2 OR MORE . . . . .  | 10 400  | -                    | -                  | 600                  | 500                  | 1 000                | 300                  | 3 700                | 2 400                | 1 500               | 500                | 235                      |
| ALSO USED BY ANOTHER HOUSEHOLD. . . . .  | 1 300   | 500                  | 800                | -                    | -                    | -                    | -                    | -                    | -                    | -                   | -                  | ...                      |
| NONE. . . . .  | 1 100   | 200                  | 300                | 200                  | -                    | 500                  | -                    | -                    | -                    | -                   | -                  | ...                      |
| COMPLETE KITCHEN FACILITIES  |         |                      |                    |                      |                      |                      |                      |                      |                      |                     |                    |                          |
| FOR EXCLUSIVE USE OF HOUSEHOLD.<br>ALSO USED BY ANOTHER HOUSEHOLD. . . . .   | 143 300 | 10 400               | 9 000              | 21 200               | 18 900               | 25 000               | 20 400               | 25 800               | 8 600                | 2 100               | 1 800              | 161                      |
| NO COMPLETE KITCHEN FACILITIES. . . . .  | 200     | -                    | -                  | 200                  | -                    | -                    | -                    | -                    | -                    | -                   | -                  | ...                      |
| 3 200 . . . . .  | 3 200   | 600                  | 1 800              | -                    | 300                  | 200                  | 100                  | -                    | -                    | -                   | 200                | ...                      |
| ROOMS  |         |                      |                    |                      |                      |                      |                      |                      |                      |                     |                    |                          |
| 1 AND 2 ROOMS . . . . .  | 11 800  | 1 100                | 2 400              | 3 400                | 2 000                | 1 300                | 1 000                | 700                  | -                    | -                   | -                  | 117                      |
| 3 ROOMS . . . . .  | 33 000  | 3 600                | 3 900              | 7 100                | 6 600                | 5 700                | 2 600                | 2 000                | 1 200                | 200                 | 200                | 131                      |
| 4 ROOMS . . . . .  | 34 800  | 3 600                | 1 700              | 4 700                | 4 300                | 6 000                | 5 700                | 7 100                | 800                  | 500                 | 300                | 162                      |
| 5 ROOMS . . . . .  | 24 800  | 1 900                | 1 900              | 1 900                | 3 000                | 3 300                | 3 700                | 6 400                | 2 100                | 500                 | 200                | 177                      |
| 6 ROOMS . . . . .  | 31 300  | 600                  | 500                | 3 100                | 1 900                | 6 800                | 6 500                | 7 300                | 3 200                | 500                 | 800                | 183                      |
| 7 ROOMS OR MORE . . . . .  | 11 000  | 200                  | 300                | 1 100                | 1 400                | 2 200                | 1 100                | 2 400                | 1 300                | 500                 | 500                | 176                      |
| MEDIAN. . . . .  | 4.3     | 3.7                  | 3.3                | 3.5                  | 3.7                  | 4.4                  | 4.8                  | 5.0                  | 5.6                  | ...                 | ...                | ...                      |
| BEDROOMS   |         |                      |                    |                      |                      |                      |                      |                      |                      |                     |                    |                          |
| NONE. . . . .  | 5 200   | 800                  | 1 500              | 1 300                | 300                  | 200                  | 600                  | 500                  | -                    | -                   | -                  | 106                      |
| 1 . . . . .  | 45 800  | 4 100                | 4 600              | 9 000                | 9 400                | 9 000                | 4 500                | 3 400                | 1 000                | 700                 | 200                | 138                      |
| 2 . . . . .  | 49 000  | 4 100                | 3 100              | 6 900                | 5 300                | 7 300                | 7 600                | 11 000               | 2 100                | 1 000               | 700                | 166                      |
| 3 OR MORE . . . . .  | 46 700  | 2 100                | 1 600              | 4 200                | 4 300                | 8 700                | 7 800                | 10 900               | 5 400                | 500                 | 1 100              | 181                      |
| PERSONS  |         |                      |                    |                      |                      |                      |                      |                      |                      |                     |                    |                          |
| 1 PERSON. . . . .  | 46 500  | 4 400                | 5 700              | 9 000                | 5 300                | 9 500                | 5 000                | 4 200                | 1 300                | 1 200               | 800                | 141                      |
| 2 PERSONS . . . . .  | 41 500  | 2 700                | 3 100              | 6 600                | 7 000                | 6 700                | 4 600                | 7 600                | 1 900                | 700                 | 500                | 154                      |
| 3 PERSONS . . . . .  | 23 300  | 1 600                | 300                | 2 900                | 2 500                | 3 400                | 5 100                | 4 700                | 2 100                | 300                 | 300                | 179                      |
| 4 PERSONS . . . . .  | 15 600  | 1 100                | 500                | 2 100                | 1 700                | 2 600                | 2 600                | 3 400                | 1 600                | -                   | 200                | 172                      |
| 5 PERSONS . . . . .  | 8 200   | 600                  | 700                | 300                  | 1 300                | 1 000                | 1 200                | 2 600                | 1 300                | -                   | 100                | 177                      |
| 6 PERSONS OR MORE . . . . .  | 11 700  | 600                  | 500                | 500                  | 1 300                | 2 000                | 2 100                | 3 400                | 1 300                | -                   | -                  | 186                      |
| MEDIAN. . . . .  | 2.1     | 1.9                  | 1.5-               | 1.7                  | 2.1                  | 2.0                  | 2.6                  | 2.7                  | 3.0                  | ...                 | ...                | ...                      |
| UNITS WITH SUBFAMILIES. . . . .  | 1 900   | -                    | 200                | -                    | -                    | 500                  | 300                  | 1 000                | -                    | -                   | -                  | ...                      |
| UNITS WITH NONRELATIVES . . . . .  | 11 700  | 300                  | 300                | 1 800                | 1 500                | 2 100                | 1 600                | 2 100                | 1 600                | 300                 | 200                | 171                      |
| PLUMBING FACILITIES BY PERSONS PER ROOM  |         |                      |                    |                      |                      |                      |                      |                      |                      |                     |                    |                          |
| WITH ALL PLUMBING FACILITIES. . . . .  | 144 900 | 10 400               | 9 700              | 21 300               | 19 300               | 25 200               | 20 600               | 25 800               | 8 600                | 2 100               | 1 900              | 160                      |
| 1.00 OR LESS. . . . .  | 135 000 | 9 600                | 9 100              | 19 900               | 17 500               | 24 100               | 19 300               | 23 800               | 7 700                | 2 100               | 1 900              | 160                      |
| 1.01 TO 1.50. . . . .  | 9 100   | 800                  | 500                | 1 200                | 1 600                | 900                  | 1 300                | 2 100                | 700                  | -                   | -                  | 160                      |
| 1.51 OR MORE. . . . .  | 800     | -                    | 200                | 200                  | 200                  | 200                  | -                    | -                    | 200                  | -                   | -                  | ...                      |
| LACKING SOME OR ALL PLUMBING FACILITIES . . . . .  | 1 800   | 600                  | 1 100              | -                    | -                    | -                    | -                    | -                    | -                    | -                   | -                  | ...                      |
| 1.00 OR LESS. . . . .  | 1 800   | 600                  | 1 100              | -                    | -                    | -                    | -                    | -                    | -                    | -                   | -                  | ...                      |
| 1.01 TO 1.50. . . . .  | -       | -                    | -                  | -                    | -                    | -                    | -                    | -                    | -                    | -                   | -                  | ...                      |
| 1.51 OR MORE. . . . .  | -       | -                    | -                  | -                    | -                    | -                    | -                    | -                    | -                    | -                   | -                  | ...                      |
| HOUSEHOLD COMPOSITION BY AGE OF HEAD   |         |                      |                    |                      |                      |                      |                      |                      |                      |                     |                    |                          |
| 2-OR-MORE-PERSON HOUSEHOLDS  | 100 200 | 6 700                | 5 100              | 12 300               | 13 900               | 15 700               | 15 600               | 21 600               | 7 200                | 1 000               | 1 100              | 168                      |
| MALE HEAD, WIFE PRESENT, NO NONRELATIVES. . . . .  | 47 000  | 1 200                | 2 700              | 4 500                | 7 500                | 7 100                | 7 300                | 11 700               | 3 900                | 500                 | 600                | 176                      |
| UNDER 25 YEARS. . . . .  | 3 500   | -                    | 300                | 300                  | 700                  | 600                  | 900                  | 700                  | -                    | -                   | -                  | ...                      |
| 25 TO 29 YEARS. . . . .  | 8 600   | 200                  | 300                | 500                  | 1 300                | 1 300                | 1 900                | 2 100                | 1 000                | -                   | -                  | 184                      |
| 30 TO 34 YEARS. . . . .  | 6 100   | -                    | -                  | 300                  | 1 800                | 800                  | 900                  | 1 900                | 1 100                | -                   | 100                | 203                      |
| 35 TO 44 YEARS. . . . .  | 8 700   | 300                  | 200                | 1 400                | 1 800                | 800                  | 1 500                | 2 100                | 700                  | -                   | -                  | 169                      |
| 45 TO 64 YEARS. . . . .  | 13 300  | 600                  | 1 300              | 1 300                | 2 400                | 2 500                | 1 600                | 2 100                | 600                  | 200                 | 200                | 160                      |
| 65 YEARS AND OVER . . . . .  | 6 900   | 200                  | 600                | 600                  | 700                  | 1 000                | 500                  | 2 200                | 500                  | 300                 | 300                | 188                      |
| OTHER MALE HEAD . . . . .  | 9 800   | 200                  | 500                | 1 600                | 1 600                | 1 900                | 1 100                | 1 900                | 1 100                | 300                 | 200                | 170                      |
| UNDER 65 YEARS. . . . .  | 8 500   | 200                  | 300                | 1 300                | 1 000                | 1 900                | 900                  | 1 400                | 1 100                | 200                 | 200                | 168                      |
| 65 YEARS AND OVER . . . . .  | 1 300   | -                    | 200                | 300                  | -                    | -                    | 200                  | 500                  | -                    | 200                 | -                  | ...                      |
| FEMALE HEAD . . . . .  | 43 400  | 5 300                | 1 900              | 6 200                | 5 400                | 6 800                | 7 200                | 7 900                | 2 200                | 200                 | 300                | 160                      |
| UNDER 65 YEARS. . . . .  | 39 900  | 4 900                | 1 800              | 5 600                | 5 300                | 6 100                | 7 200                | 6 700                | 2 100                | 200                 | 200                | 159                      |
| 65 YEARS AND OVER . . . . .  | 3 500   | 300                  | 200                | 600                  | 200                  | 600                  | -                    | 1 300                | 200                  | -                   | 200                | ...                      |
| 1-PERSON HOUSEHOLDS  | 46 500  | 4 400                | 5 700              | 9 000                | 5 300                | 9 500                | 5 000                | 4 200                | 1 300                | 1 200               | 800                | 141                      |
| UNDER 65 YEARS. . . . .  | 33 700  | 2 400                | 3 700              | 6 500                | 4 700                | 7 500                | 4 200                | 3 100                | 800                  | 200                 | 600                | 145                      |
| 65 YEARS AND OVER . . . . .  | 12 800  | 2 000                | 2 100              | 2 500                | 600                  | 1 900                | 800                  | 1 100                | 500                  | 1 000               | 200                | 121                      |

<sup>1</sup>EXCLUDES 1-FAMILY HOMES ON 10 ACRES OR MORE.

TABLE B-3. GROSS RENT OF RENTER OCCUPIED HOUSING UNITS: 1976--CONTINUED

(DATA BASED ON SAMPLE, SEE TEXT. FOR MINIMUM BASE FOR DERIVED FIGURES (PERCENT, MEDIAN, ETC.) AND MEANING OF SYMBOLS, SEE TEXT)

| STANDARD METROPOLITAN STATISTICAL AREA<br>BALTIMORE, MD.<br>IN CENTRAL CITY | TOTAL   | LESS<br>THAN<br>\$70 | \$70<br>TO<br>\$99 | \$100<br>TO<br>\$124 | \$125<br>TO<br>\$149 | \$150<br>TO<br>\$174 | \$175<br>TO<br>\$199 | \$200<br>TO<br>\$249 | \$250<br>TO<br>\$349 | \$350<br>OR<br>MORE | NO<br>CASH<br>RENT | MEDIAN<br>(DOL-<br>LARS) |
|---|---------|----------------------|--------------------|----------------------|----------------------|----------------------|----------------------|----------------------|----------------------|---------------------|--------------------|--------------------------|
| SPECIFIED RENTER OCCUPIED <sup>1</sup> --CONTINUED                          |         |                      |                    |                      |                      |                      |                      |                      |                      |                     |                    |                          |
| OWN CHILDREN UNDER 18 YEARS OLD BY AGE GROUP                                |         |                      |                    |                      |                      |                      |                      |                      |                      |                     |                    |                          |
| NO OWN CHILDREN UNDER 18 YEARS . . . . .                                    | 95 500  | 6 500                | 9 200              | 15 500               | 12 100               | 17 200               | 12 000               | 14 500               | 4 700                | 2 100               | 1 800              | 155                      |
| WITH OWN CHILDREN UNDER 18 YEARS . . . . .                                  | 51 200  | 4 600                | 1 600              | 5 900                | 7 200                | 8 000                | 8 600                | 11 300               | 3 900                | -                   | 100                | 169                      |
| UNDER 6 YEARS ONLY . . . . .  | 10 800  | 600                  | 200                | 1 700                | 1 100                | 1 800                | 1 500                | 2 900                | 1 000                | -                   | -                  | 175                      |
| 1 . . . . .   | 7 800   | 600                  | -                  | 1 100                | 600                  | 1 100                | 1 400                | 2 100                | 800                  | -                   | -                  | 182                      |
| 2 . . . . .   | 2 500   | -                    | -                  | 500                  | 500                  | 600                  | 200                  | 700                  | 200                  | -                   | -                  | ...                      |
| 3 OR MORE . . . . .   | 500     | -                    | 200                | 200                  | -                    | -                    | -                    | 200                  | -                    | -                   | -                  | ...                      |
| 6 TO 17 YEARS ONLY . . . . .  | 29 800  | 2 700                | 1 400              | 3 000                | 4 500                | 5 000                | 4 200                | 7 000                | 1 800                | -                   | 100                | 165                      |
| 1 . . . . .   | 12 600  | 1 000                | 500                | 1 600                | 2 700                | 2 400                | 1 600                | 2 200                | 600                  | -                   | -                  | 155                      |
| 2 . . . . .   | 7 400   | 900                  | -                  | 500                  | 1 100                | 1 100                | 1 500                | 1 800                | 300                  | -                   | 100                | 173                      |
| 3 OR MORE . . . . .   | 9 700   | 800                  | 1 000              | 1 000                | 700                  | 1 400                | 1 100                | 3 000                | 800                  | -                   | -                  | 176                      |
| BOTH AGE GROUPS . . . . .   | 10 700  | 1 300                | -                  | 1 100                | 1 600                | 1 300                | 2 900                | 1 400                | 1 100                | -                   | -                  | 176                      |
| 2 . . . . .   | 5 100   | 600                  | -                  | 500                  | 500                  | 500                  | 2 200                | 500                  | 300                  | -                   | -                  | 180                      |
| 3 OR MORE . . . . .   | 5 600   | 600                  | -                  | 600                  | 1 100                | 800                  | 600                  | 1 000                | 800                  | -                   | -                  | 163                      |
| YEARS OF SCHOOL COMPLETED BY HEAD   |         |                      |                    |                      |                      |                      |                      |                      |                      |                     |                    |                          |
| NO SCHOOL YEARS COMPLETED . . . . .   | 1 600   | -                    | -                  | 600                  | -                    | 200                  | 200                  | 600                  | -                    | -                   | -                  | ...                      |
| ELEMENTARY:   |         |                      |                    |                      |                      |                      |                      |                      |                      |                     |                    |                          |
| LESS THAN 8 YEARS . . . . .   | 25 000  | 4 900                | 4 000              | 4 100                | 2 700                | 3 500                | 2 000                | 2 700                | 800                  | -                   | 300                | 120                      |
| 8 YEARS . . . . .   | 11 900  | 800                  | 1 400              | 2 300                | 2 600                | 1 800                | 1 600                | 1 100                | -                    | 200                 | 200                | 137                      |
| HIGH SCHOOL:  |         |                      |                    |                      |                      |                      |                      |                      |                      |                     |                    |                          |
| 1 TO 3 YEARS . . . . .  | 37 200  | 2 600                | 2 200              | 5 400                | 5 600                | 7 100                | 4 000                | 7 600                | 1 900                | -                   | 800                | 158                      |
| 4 YEARS . . . . .   | 41 700  | 2 400                | 2 100              | 5 700                | 5 000                | 8 700                | 7 200                | 7 300                | 2 200                | 700                 | 500                | 165                      |
| COLLEGE:  |         |                      |                    |                      |                      |                      |                      |                      |                      |                     |                    |                          |
| 1 TO 3 YEARS . . . . .  | 14 800  | 200                  | 300                | 1 300                | 1 300                | 3 200                | 3 000                | 3 600                | 1 600                | 300                 | -                  | 184                      |
| 4 YEARS OR MORE . . . . .   | 14 500  | 300                  | 800                | 1 900                | 2 100                | 800                  | 2 600                | 2 900                | 1 900                | 1 000               | 200                | 186                      |
| MEDIAN . . . . .  | 11.8    | 8.8                  | 9.0                | 10.7                 | 11.3                 | 12.0                 | 12.3                 | 12.1                 | 12.7                 | ...                 | ...                | ...                      |
| YEAR HEAD MOVED INTO UNIT   |         |                      |                    |                      |                      |                      |                      |                      |                      |                     |                    |                          |
| 1975 OR LATER . . . . .   | 48 700  | 2 000                | 3 300              | 5 400                | 8 100                | 7 900                | 6 900                | 9 500                | 4 200                | 800                 | 500                | 166                      |
| MOVED IN WITHIN PAST 12 MONTHS . . . . .                                    | 36 800  | 1 100                | 2 600              | 4 100                | 6 000                | 6 700                | 5 600                | 6 900                | 2 900                | 600                 | 300                | 166                      |
| APRIL 1970 TO 1974 . . . . .  | 48 700  | 3 600                | 2 900              | 8 100                | 6 300                | 6 900                | 6 700                | 10 200               | 2 900                | 700                 | 300                | 161                      |
| 1965 TO MARCH 1970 . . . . .  | 28 800  | 2 400                | 2 700              | 4 400                | 2 400                | 7 000                | 4 000                | 4 200                | 1 300                | 200                 | 300                | 158                      |
| 1960 TO 1964 . . . . .  | 11 300  | 1 100                | 1 100              | 1 900                | 1 500                | 2 300                | 1 400                | 1 800                | -                    | 300                 | -                  | 151                      |
| 1950 TO 1959 . . . . .  | 7 100   | 1 300                | 600                | 1 300                | 600                  | 900                  | 1 500                | 200                  | 200                  | 200                 | 300                | 131                      |
| 1949 OR EARLIER . . . . .   | 2 100   | 600                  | 200                | 200                  | 300                  | 200                  | 200                  | -                    | -                    | -                   | 500                | ...                      |
| GROSS RENT AS PERCENTAGE OF INCOME  |         |                      |                    |                      |                      |                      |                      |                      |                      |                     |                    |                          |
| LESS THAN 10 PERCENT . . . . .  | 8 200   | 1 900                | 900                | 1 000                | 1 900                | 1 300                | 600                  | 300                  | 200                  | -                   | -                  | 129                      |
| 10 TO 14 PERCENT . . . . .  | 21 200  | 600                  | 2 100              | 3 900                | 2 700                | 2 700                | 4 000                | 4 200                | 800                  | 200                 | -                  | 161                      |
| 15 TO 19 PERCENT . . . . .  | 21 600  | 1 900                | 600                | 2 700                | 3 400                | 4 200                | 2 500                | 4 200                | 1 800                | 300                 | -                  | 163                      |
| 20 TO 24 PERCENT . . . . .  | 23 400  | 4 700                | 1 600              | 1 300                | 2 600                | 4 700                | 2 900                | 3 700                | 1 700                | 300                 | -                  | 158                      |
| 25 TO 34 PERCENT . . . . .  | 22 900  | 1 100                | 1 300              | 2 100                | 2 200                | 5 800                | 3 700                | 5 800                | 600                  | 300                 | -                  | 170                      |
| 35 PERCENT OR MORE . . . . .  | 46 500  | 800                  | 4 100              | 10 100               | 6 400                | 6 400                | 6 900                | 7 400                | 3 400                | 1 000               | -                  | 157                      |
| NOT COMPUTED . . . . .  | 2 700   | -                    | 200                | 200                  | -                    | 200                  | -                    | 300                  | -                    | -                   | 1 900              | ...                      |
| MEDIAN . . . . .  | 24      | 21                   | 26                 | 33                   | 23                   | 25                   | 26                   | 26                   | 24                   | ...                 | ...                | ...                      |
| HEATING EQUIPMENT   |         |                      |                    |                      |                      |                      |                      |                      |                      |                     |                    |                          |
| WARM-AIR FURNACE . . . . .  | 65 700  | 3 200                | 2 400              | 7 300                | 6 500                | 10 400               | 12 000               | 18 500               | 4 000                | 1 000               | 500                | 181                      |
| HEAT PUMP . . . . .   | -       | -                    | -                  | -                    | -                    | -                    | -                    | -                    | -                    | -                   | -                  | -                        |
| STEAM OR HOT WATER . . . . .  | 71 200  | 6 800                | 6 100              | 11 700               | 11 600               | 13 200               | 8 300                | 6 800                | 4 100                | 1 100               | 1 400              | 146                      |
| BUILT-IN ELECTRIC UNITS . . . . .   | 2 600   | 300                  | 300                | 200                  | 600                  | 300                  | -                    | 500                  | 300                  | -                   | -                  | ...                      |
| FLOOR, WALL, OR PIPELESS FURNACE . . . . .                                  | 900     | -                    | -                  | 300                  | -                    | 300                  | 200                  | -                    | 200                  | -                   | -                  | ...                      |
| OTHER MEANS . . . . .   | 6 000   | 800                  | 1 900              | 1 700                | 500                  | 900                  | 200                  | -                    | -                    | -                   | -                  | 104                      |
| NONE . . . . .  | 300     | -                    | 200                | 200                  | -                    | -                    | -                    | -                    | -                    | -                   | -                  | ...                      |
| AIR CONDITIONING  |         |                      |                    |                      |                      |                      |                      |                      |                      |                     |                    |                          |
| ROOM UNIT(S) . . . . .  | 40 000  | 1 600                | 3 200              | 4 100                | 6 500                | 8 600                | 6 800                | 5 200                | 3 000                | 300                 | 600                | 162                      |
| CENTRAL SYSTEM . . . . .  | 26 900  | 300                  | 500                | 1 600                | 800                  | 2 900                | 5 300                | 11 800               | 2 300                | 1 300               | -                  | 208                      |
| NONE . . . . .  | 79 800  | 9 200                | 7 100              | 15 600               | 11 900               | 13 600               | 8 500                | 8 900                | 3 200                | 500                 | 1 300              | 140                      |
| ELEVATOR IN STRUCTURE   |         |                      |                    |                      |                      |                      |                      |                      |                      |                     |                    |                          |
| 4 FLOORS OR MORE . . . . .  | 15 300  | 1 800                | 800                | 2 800                | 1 100                | 1 500                | 1 600                | 2 300                | 1 500                | 1 800               | 200                | 167                      |
| WITH ELEVATOR . . . . .   | 12 900  | 1 800                | 800                | 2 000                | 600                  | 800                  | 1 300                | 2 100                | 1 500                | 1 800               | 200                | 181                      |
| WALK-UP . . . . .   | 2 400   | -                    | -                  | 800                  | 500                  | 700                  | 300                  | 200                  | -                    | -                   | -                  | ...                      |
| 1 TO 3 FLOORS . . . . .   | 131 400 | 9 300                | 10 000             | 18 600               | 18 100               | 23 700               | 19 000               | 23 500               | 7 100                | 300                 | 1 700              | 159                      |
| BASEMENT  |         |                      |                    |                      |                      |                      |                      |                      |                      |                     |                    |                          |
| WITH BASEMENT . . . . .   | 121 900 | 5 600                | 9 900              | 17 300               | 17 000               | 21 000               | 17 900               | 21 700               | 7 800                | 2 000               | 1 900              | 162                      |
| NO BASEMENT . . . . .   | 24 800  | 5 500                | 1 000              | 4 000                | 2 300                | 4 300                | 2 700                | 4 100                | 800                  | 200                 | -                  | 145                      |
| SOURCE OF WATER   |         |                      |                    |                      |                      |                      |                      |                      |                      |                     |                    |                          |
| PUBLIC SYSTEM OR PRIVATE COMPANY . . . . .                                  | 146 700 | 11 100               | 10 800             | 21 300               | 19 300               | 25 200               | 20 600               | 25 800               | 8 600                | 2 100               | 1 900              | 159                      |
| INDIVIDUAL WELL . . . . .   | -       | -                    | -                  | -                    | -                    | -                    | -                    | -                    | -                    | -                   | -                  | -                        |
| OTHER . . . . .   | -       | -                    | -                  | -                    | -                    | -                    | -                    | -                    | -                    | -                   | -                  | -                        |
| SEWAGE DISPOSAL   |         |                      |                    |                      |                      |                      |                      |                      |                      |                     |                    |                          |
| PUBLIC SEWER . . . . .  | 146 700 | 11 100               | 10 800             | 21 300               | 19 300               | 25 200               | 20 600               | 25 800               | 8 600                | 2 100               | 1 900              | 159                      |
| SEPTIC TANK OR CESSPOOL . . . . .   | -       | -                    | -                  | -                    | -                    | -                    | -                    | -                    | -                    | -                   | -                  | -                        |
| OTHER . . . . .   | -       | -                    | -                  | -                    | -                    | -                    | -                    | -                    | -                    | -                   | -                  | -                        |
| HOUSE HEATING FUEL  |         |                      |                    |                      |                      |                      |                      |                      |                      |                     |                    |                          |
| UTILITY GAS . . . . .   | 62 600  | 4 600                | 4 100              | 8 500                | 5 700                | 10 300               | 8 800                | 14 700               | 4 700                | 500                 | 800                | 169                      |
| BOTTLED, TANK, OR LP GAS . . . . .  | -       | -                    | -                  | -                    | -                    | -                    | -                    | -                    | -                    | -                   | -                  | -                        |
| FUEL OIL, KEROSENE, ETC. . . . .  | 75 800  | 6 000                | 5 900              | 11 800               | 12 400               | 14 000               | 11 000               | 9 300                | 3 200                | 1 100               | 1 100              | 152                      |
| ELECTRICITY . . . . .   | 6 300   | 300                  | 500                | 500                  | 800                  | 800                  | 500                  | 1 800                | 700                  | 500                 | -                  | 188                      |
| COAL OR COKE . . . . .  | 1 100   | -                    | 200                | 500                  | -                    | 200                  | -                    | -                    | -                    | -                   | -                  | ...                      |
| WOOD . . . . .  | 200     | 200                  | -                  | -                    | -                    | -                    | -                    | -                    | -                    | -                   | -                  | ...                      |
| OTHER FUEL . . . . .  | 300     | -                    | -                  | -                    | 300                  | -                    | -                    | -                    | -                    | -                   | -                  | ...                      |
| NONE . . . . .  | 300     | -                    | 200                | 200                  | -                    | -                    | -                    | -                    | -                    | -                   | -                  | ...                      |

<sup>1</sup>EXCLUDES 1-FAMILY HOMES ON 10 ACRES OR MORE.



TABLE B-3. GROSS RENT OF RENTER OCCUPIED HOUSING UNITS: 1976--CONTINUED

(DATA BASED ON SAMPLE, SEE TEXT. FOR MINIMUM BASE FOR DERIVED FIGURES (PERCENT, MEDIAN, ETC.) AND MEANING OF SYMBOLS, SEE TEXT)

| STANDARD METROPOLITAN STATISTICAL AREA<br>BALTIMORE, MD.<br>IN CENTRAL CITY | TOTAL   | LESS<br>THAN<br>\$70 | \$70<br>TO<br>\$99 | \$100<br>TO<br>\$124 | \$125<br>TO<br>\$149 | \$150<br>TO<br>\$174 | \$175<br>TO<br>\$199 | \$200<br>TO<br>\$249 | \$250<br>TO<br>\$349 | \$350<br>OR<br>MORE | NO<br>CASH<br>RENT | MEDIAN<br>(DOL-<br>LARS) |
|---|---------|----------------------|--------------------|----------------------|----------------------|----------------------|----------------------|----------------------|----------------------|---------------------|--------------------|--------------------------|
| SPECIFIED RENTER OCCUPIED <sup>1</sup> --CONTINUED                          |         |                      |                    |                      |                      |                      |                      |                      |                      |                     |                    |                          |
| COOKING FUEL  |         |                      |                    |                      |                      |                      |                      |                      |                      |                     |                    |                          |
| UTILITY GAS . . . . .   | 135 500 | 10 300               | 9 000              | 20 200               | 18 600               | 24 100               | 19 400               | 23 400               | 7 400                | 1 300               | 1 800              | 159                      |
| BOTTLED, TANK, OR LP GAS. . . . .   | -       | -                    | -                  | -                    | -                    | -                    | -                    | -                    | -                    | -                   | -                  | -                        |
| ELECTRICITY . . . . .   | 9 400   | 200                  | 800                | 1 100                | 600                  | 1 100                | 1 200                | 2 400                | 1 200                | 800                 | -                  | 193                      |
| FUEL OIL, KEROSENE, ETC. . . . .  | -       | -                    | -                  | -                    | -                    | -                    | -                    | -                    | -                    | -                   | -                  | -                        |
| COAL OR COKE. . . . .   | -       | -                    | -                  | -                    | -                    | -                    | -                    | -                    | -                    | -                   | -                  | -                        |
| WOOD. . . . .   | 200     | 200                  | -                  | -                    | -                    | -                    | -                    | -                    | -                    | -                   | -                  | -                        |
| OTHER FUEL. . . . .   | -       | -                    | -                  | -                    | -                    | -                    | -                    | -                    | -                    | -                   | -                  | -                        |
| NONE. . . . .   | 1 600   | 500                  | 1 000              | -                    | -                    | -                    | -                    | -                    | -                    | -                   | 200                | -                        |
| INCLUSION IN RENT   |         |                      |                    |                      |                      |                      |                      |                      |                      |                     |                    |                          |
| PARKING FACILITIES. . . . .   | 140 700 | 10 900               | 10 700             | 21 000               | 19 300               | 24 600               | 20 100               | 24 500               | 8 200                | 1 500               | NA                 | 158                      |
| GARBAGE AND TRASH COLLECTION. . . . .                                       | 146 200 | 11 100               | 10 800             | 21 200               | 19 300               | 25 100               | 20 600               | 25 700               | 8 600                | 2 100               | 1 900              | 159                      |
| FURNITURE . . . . .   | 11 800  | 1 000                | 2 400              | 3 500                | 2 600                | 1 500                | 200                  | 600                  | 200                  | -                   | NA                 | 118                      |
| PUBLIC OR SUBSIDIZED HOUSING <sup>2</sup>                                   |         |                      |                    |                      |                      |                      |                      |                      |                      |                     |                    |                          |
| UNITS IN PUBLIC HOUSING PROJECT . . . . .                                   | 21 600  | 8 100                | 2 300              | 2 400                | 1 900                | 3 200                | 1 800                | 1 400                | 300                  | -                   | 200                | 104                      |
| PRIVATE UNITS . . . . .   | 124 200 | 3 000                | 8 400              | 18 700               | 17 200               | 21 700               | 18 700               | 24 400               | 8 200                | 2 100               | 1 700              | 165                      |
| WITH GOVERNMENT RENT SUBSIDIES. . . . .                                     | 800     | -                    | 200                | -                    | 200                  | 200                  | 100                  | 200                  | -                    | -                   | -                  | -                        |
| NOT REPORTED. . . . .   | 900     | -                    | 200                | 200                  | 100                  | 300                  | 200                  | -                    | -                    | -                   | -                  | -                        |
| OWNER OR MANAGER ON PROPERTY  |         |                      |                    |                      |                      |                      |                      |                      |                      |                     |                    |                          |
| 2 OR MORE UNITS IN STRUCTURE. . . . .                                       | 88 500  | 4 600                | 8 400              | 15 300               | 14 300               | 14 500               | 11 700               | 13 400               | 3 600                | 2 000               | 600                | 152                      |
| WITH OWNER ON PROPERTY. . . . .   | 11 400  | 900                  | 1 900              | 1 200                | 2 700                | 1 300                | 1 000                | 500                  | 800                  | 700                 | 500                | 138                      |
| WITH RESIDENT MANAGER OR SUPERINTENDENT ON<br>PROPERTY . . . . .            | 24 700  | 1 200                | 1 300              | 2 900                | 1 200                | 3 600                | 4 700                | 7 800                | 1 000                | 1 000               | 200                | 186                      |
| 1 UNIT IN STRUCTURE (INCLUDES MOBILE HOME OR<br>TRAILER) . . . . .          | 58 200  | 6 500                | 2 400              | 6 000                | 4 900                | 10 700               | 8 900                | 12 400               | 5 000                | 200                 | 1 300              | 169                      |
| OWNED SECOND HOME   |         |                      |                    |                      |                      |                      |                      |                      |                      |                     |                    |                          |
| YES . . . . .   | 2 900   | -                    | 200                | 300                  | 200                  | 300                  | 200                  | 800                  | 800                  | -                   | 200                | -                        |
| NO. . . . .   | 143 800 | 11 100               | 10 700             | 21 000               | 19 100               | 24 900               | 20 400               | 25 000               | 7 800                | 2 100               | 1 800              | 159                      |
| AUTOMOBILES AND TRUCKS AVAILABLE  |         |                      |                    |                      |                      |                      |                      |                      |                      |                     |                    |                          |
| AUTOMOBILES AVAILABLE:  |         |                      |                    |                      |                      |                      |                      |                      |                      |                     |                    |                          |
| 1 . . . . .   | 54 200  | 1 100                | 1 800              | 6 100                | 6 600                | 10 400               | 9 900                | 12 200               | 4 000                | 1 100               | 900                | 177                      |
| 2 . . . . .   | 12 500  | -                    | -                  | 300                  | 1 800                | 1 300                | 2 800                | 3 400                | 2 300                | 600                 | -                  | 201                      |
| 3 OR MORE . . . . .   | 1 100   | -                    | -                  | -                    | 300                  | 200                  | -                    | 500                  | 200                  | -                   | -                  | -                        |
| NONE. . . . .   | 79 000  | 10 000               | 9 100              | 14 900               | 10 600               | 13 400               | 7 900                | 9 700                | 2 100                | 300                 | 1 000              | 136                      |
| TRUCKS AVAILABLE:   |         |                      |                    |                      |                      |                      |                      |                      |                      |                     |                    |                          |
| 1 . . . . .   | 4 400   | 500                  | 200                | 800                  | 300                  | 600                  | 1 000                | 500                  | 300                  | 200                 | 200                | 166                      |
| 2 OR MORE . . . . .   | 200     | -                    | -                  | -                    | -                    | -                    | -                    | -                    | 200                  | -                   | -                  | -                        |
| NONE. . . . .   | 142 100 | 10 600               | 10 700             | 20 600               | 19 000               | 24 600               | 19 600               | 25 300               | 8 100                | 2 000               | 1 800              | 159                      |
| FAILURES IN PLUMBING AND EQUIPMENT  |         |                      |                    |                      |                      |                      |                      |                      |                      |                     |                    |                          |
| UNITS OCCUPIED 3 MONTHS OR LONGER   |         |                      |                    |                      |                      |                      |                      |                      |                      |                     |                    |                          |
| UNUSABLE 6 HOURS OR LONGER:   | 135 900 | 10 900               | 9 700              | 20 000               | 18 000               | 22 900               | 18 800               | 24 200               | 7 600                | 1 800               | 1 900              | 159                      |
| WATER SUPPLY. . . . .   | 7 200   | 1 000                | 200                | 600                  | 1 100                | 1 000                | 1 700                | 1 200                | 200                  | -                   | 300                | 165                      |
| SEWAGE DISPOSAL . . . . .   | 1 900   | 200                  | -                  | -                    | 300                  | 500                  | 800                  | 200                  | -                    | -                   | -                  | -                        |
| FLUSH TOILET. . . . .   | 6 300   | 300                  | 200                | 1 300                | 1 300                | 1 300                | 1 300                | 300                  | 300                  | -                   | -                  | 152                      |
| UNITS OCCUPIED LAST WINTER  |         |                      |                    |                      |                      |                      |                      |                      |                      |                     |                    |                          |
| UNUSABLE 6 HOURS OR LONGER:   | 124 400 | 10 400               | 9 200              | 18 800               | 16 600               | 20 200               | 16 700               | 22 000               | 6 800                | 1 800               | 1 700              | 157                      |
| HEATING EQUIPMENT . . . . .   | 18 800  | 1 400                | 1 300              | 3 000                | 2 100                | 3 900                | 2 900                | 2 700                | 1 300                | 200                 | -                  | 160                      |

<sup>1</sup>EXCLUDES 1-FAMILY HOMES ON 10 ACRES OR MORE.  
<sup>2</sup>EXCLUDES MOBILE HOMES AND TRAILERS.

TABLE B-4. INCOME OF FAMILIES AND PRIMARY INDIVIDUALS IN OWNER AND RENTER OCCUPIED HOUSING UNITS WITH BLACK HOUSEHOLD HEAD: 1976

(DATA BASED ON SAMPLE. SEE TEXT. FOR MINIMUM BASE FOR DERIVED FIGURES (PERCENT, MEDIAN, ETC.) AND MEANING OF SYMBOLS, SEE TEXT)

| STANDARD METROPOLITAN STATISTICAL AREA<br>BALTIMORE, MD.<br>IN CENTRAL CITY | TOTAL  | LESS<br>THAN<br>\$3,000 | \$3,000<br>TO<br>\$4,999 | \$5,000<br>TO<br>\$6,999 | \$7,000<br>TO<br>\$9,999 | \$10,000<br>TO<br>\$14,999 | \$15,000<br>TO<br>\$19,999 | \$20,000<br>TO<br>\$24,999 | \$25,000<br>OR<br>MORE | MEDIAN<br>(DOLLARS) |
|---|--------|-------------------------|--------------------------|--------------------------|--------------------------|----------------------------|----------------------------|----------------------------|------------------------|---------------------|
| <b>OWNER OCCUPIED HOUSING UNITS</b>   | 39 600 | 3 700                   | 2 600                    | 5 000                    | 4 300                    | 6 700                      | 8 300                      | 2 600                      | 6 600                  | 13200               |
| <b>YEAR STRUCTURE BUILT</b>   |        |                         |                          |                          |                          |                            |                            |                            |                        |                     |
| APRIL 1970 OR LATER   | -      | -                       | -                        | -                        | -                        | -                          | -                          | -                          | -                      | -                   |
| 1965 TO MARCH 1970  | 300    | -                       | 200                      | -                        | -                        | -                          | 200                        | -                          | -                      | ...                 |
| 1960 TO 1964  | 1 000  | -                       | 200                      | -                        | 300                      | -                          | 200                        | 200                        | 200                    | ...                 |
| 1950 TO 1959  | 5 100  | 200                     | -                        | 100                      | 300                      | 1 100                      | 1 300                      | 300                        | 1 700                  | 17900               |
| 1940 TO 1949  | 7 000  | 300                     | -                        | 800                      | 1 000                    | 700                        | 1 800                      | 1 000                      | 1 400                  | 16900               |
| 1939 OR EARLIER   | 26 300 | 3 200                   | 2 200                    | 4 000                    | 2 600                    | 4 900                      | 4 900                      | 1 100                      | 3 300                  | 11100               |
| <b>COMPLETE BATHROOMS</b>   |        |                         |                          |                          |                          |                            |                            |                            |                        |                     |
| 1   | 16 100 | 2 300                   | 1 400                    | 2 400                    | 1 600                    | 2 600                      | 3 700                      | 600                        | 1 400                  | 10500               |
| 1 AND ONE-HALF  | 14 300 | 800                     | 600                      | 1 600                    | 1 800                    | 1 600                      | 3 100                      | 1 300                      | 3 600                  | 16300               |
| 2 OR MORE   | 9 300  | 700                     | 500                      | 900                      | 800                      | 2 500                      | 1 600                      | 600                        | 1 600                  | 13400               |
| ALSO USED BY ANOTHER HOUSEHOLD  | -      | -                       | -                        | -                        | -                        | -                          | -                          | -                          | -                      | -                   |
| NONE  | -      | -                       | -                        | -                        | -                        | -                          | -                          | -                          | -                      | -                   |
| <b>COMPLETE KITCHEN FACILITIES</b>  |        |                         |                          |                          |                          |                            |                            |                            |                        |                     |
| FOR EXCLUSIVE USE OF HOUSEHOLD  | 39 600 | 3 700                   | 2 600                    | 5 000                    | 4 300                    | 6 700                      | 8 300                      | 2 600                      | 6 600                  | 13200               |
| ALSO USED BY ANOTHER HOUSEHOLD  | -      | -                       | -                        | -                        | -                        | -                          | -                          | -                          | -                      | -                   |
| NO COMPLETE KITCHEN FACILITIES  | -      | -                       | -                        | -                        | -                        | -                          | -                          | -                          | -                      | -                   |
| <b>ROOMS</b>  |        |                         |                          |                          |                          |                            |                            |                            |                        |                     |
| 3 ROOMS OR LESS   | 500    | 100                     | -                        | 200                      | -                        | -                          | 100                        | -                          | -                      | ...                 |
| 4 ROOMS   | 800    | 100                     | -                        | 300                      | -                        | 200                        | 100                        | -                          | -                      | ...                 |
| 5 ROOMS   | 3 100  | 300                     | 300                      | 200                      | 800                      | 200                        | 1 100                      | 100                        | -                      | ...                 |
| 6 ROOMS   | 22 800 | 2 100                   | 1 600                    | 2 400                    | 2 600                    | 4 100                      | 4 700                      | 1 600                      | 3 700                  | 13300               |
| 7 ROOMS OR MORE   | 12 500 | 1 000                   | 600                      | 1 900                    | 900                      | 2 300                      | 2 200                      | 800                        | 2 900                  | 14200               |
| MEDIAN  | 6.2    | ...                     | ...                      | 6.3                      | 6.0                      | 6.2                        | 6.1                        | ...                        | 6.4                    | ...                 |
| <b>BEDROOMS</b>   |        |                         |                          |                          |                          |                            |                            |                            |                        |                     |
| NONE AND 1  | 800    | 500                     | -                        | 200                      | -                        | -                          | 100                        | -                          | -                      | ...                 |
| 2   | 4 100  | 300                     | 200                      | 500                      | 800                      | 700                        | 1 100                      | 100                        | 500                    | 12500               |
| 3 OR MORE   | 34 700 | 2 900                   | 2 400                    | 4 300                    | 3 500                    | 6 000                      | 7 000                      | 2 400                      | 6 100                  | 13500               |
| <b>PERSONS</b>  |        |                         |                          |                          |                          |                            |                            |                            |                        |                     |
| 1 PERSON  | 5 600  | 1 600                   | 1 100                    | 900                      | 800                      | 500                        | 500                        | -                          | 100                    | 5200                |
| 2 PERSONS   | 8 700  | 1 300                   | 800                      | 1 600                    | 1 000                    | 800                        | 2 100                      | 300                        | 800                    | 9000                |
| 3 PERSONS   | 7 800  | 500                     | 200                      | 1 100                    | 800                      | 1 000                      | 1 600                      | 800                        | 1 800                  | 16000               |
| 4 PERSONS   | 6 900  | 200                     | -                        | -                        | 800                      | 1 600                      | 2 100                      | 800                        | 1 500                  | 17100               |
| 5 PERSONS   | 4 600  | 200                     | 200                      | 500                      | 500                      | 1 300                      | 800                        | 300                        | 1 000                  | 14000               |
| 6 PERSONS OR MORE   | 5 900  | -                       | 300                      | 800                      | 300                      | 1 500                      | 1 300                      | 300                        | 1 400                  | 15200               |
| MEDIAN  | 3.2    | ...                     | ...                      | 2.4                      | 2.9                      | 4.1                        | 3.5                        | ...                        | 3.9                    | ...                 |
| UNITS WITH SUBFAMILIES  | 1 100  | -                       | 200                      | -                        | 200                      | 200                        | 200                        | -                          | 500                    | ...                 |
| UNITS WITH NONRELATIVES   | 3 900  | 800                     | 500                      | 600                      | 500                      | 700                        | 800                        | -                          | -                      | 7000                |
| <b>PLUMBING FACILITIES BY PERSONS PER ROOM</b>                              |        |                         |                          |                          |                          |                            |                            |                            |                        |                     |
| WITH ALL PLUMBING FACILITIES  | 39 600 | 3 700                   | 2 600                    | 5 000                    | 4 300                    | 6 700                      | 8 300                      | 2 600                      | 6 600                  | 13200               |
| 1.00 OR LESS  | 37 700 | 3 700                   | 2 600                    | 4 800                    | 4 100                    | 6 000                      | 7 700                      | 2 600                      | 6 300                  | 13100               |
| 1.01 TO 1.50  | 1 600  | -                       | -                        | -                        | 200                      | 700                        | 500                        | -                          | 300                    | ...                 |
| 1.51 OR MORE  | 300    | -                       | -                        | 200                      | -                        | -                          | 200                        | -                          | -                      | ...                 |
| LACKING SOME OR ALL PLUMBING FACILITIES                                     | -      | -                       | -                        | -                        | -                        | -                          | -                          | -                          | -                      | ...                 |
| 1.00 OR LESS  | -      | -                       | -                        | -                        | -                        | -                          | -                          | -                          | -                      | ...                 |
| 1.01 TO 1.50  | -      | -                       | -                        | -                        | -                        | -                          | -                          | -                          | -                      | ...                 |
| 1.51 OR MORE  | -      | -                       | -                        | -                        | -                        | -                          | -                          | -                          | -                      | ...                 |
| <b>HOUSEHOLD COMPOSITION BY AGE OF HEAD</b>                                 |        |                         |                          |                          |                          |                            |                            |                            |                        |                     |
| 2-OR-MORE-PERSON HOUSEHOLDS   | 34 100 | 2 100                   | 1 500                    | 4 000                    | 3 400                    | 6 200                      | 7 800                      | 2 600                      | 6 400                  | 14800               |
| MALE HEAD, WIFE PRESENT, NO NONRELATIVES                                    | 21 800 | 700                     | 800                      | 2 000                    | 1 700                    | 3 200                      | 5 800                      | 2 100                      | 5 600                  | 17200               |
| UNDER 25 YEARS  | 200    | -                       | -                        | -                        | -                        | 200                        | -                          | -                          | -                      | ...                 |
| 25 TO 29 YEARS  | 1 100  | -                       | -                        | -                        | -                        | 200                        | 800                        | -                          | 200                    | ...                 |
| 30 TO 34 YEARS  | 1 500  | -                       | -                        | -                        | 200                      | 200                        | 300                        | 600                        | 200                    | ...                 |
| 35 TO 44 YEARS  | 3 500  | -                       | -                        | 300                      | -                        | 1 000                      | 900                        | 500                        | 800                    | ...                 |
| 45 TO 64 YEARS  | 11 700 | 300                     | 200                      | 800                      | 1 200                    | 1 400                      | 3 200                      | 700                        | 4 000                  | 18100               |
| 65 YEARS AND OVER   | 3 800  | 400                     | 600                      | 800                      | 300                      | 300                        | 500                        | 300                        | 500                    | ...                 |
| OTHER MALE HEAD   | 3 600  | 600                     | 200                      | 500                      | 500                      | 1 000                      | 800                        | -                          | -                      | ...                 |
| UNDER 65 YEARS  | 2 300  | -                       | 200                      | 100                      | 300                      | 1 000                      | 700                        | -                          | -                      | ...                 |
| 65 YEARS AND OVER   | 1 300  | 600                     | 300                      | 300                      | 200                      | 100                        | 100                        | -                          | -                      | ...                 |
| FEMALE HEAD   | 8 700  | 800                     | 500                      | 1 600                    | 1 700                    | 2 000                      | 1 300                      | 500                        | 800                    | 10400               |
| UNDER 65 YEARS  | 7 400  | 500                     | 300                      | 1 100                    | 1 100                    | 1 800                      | 1 300                      | 500                        | 800                    | 11800               |
| 65 YEARS AND OVER   | 1 300  | 300                     | 200                      | 500                      | 200                      | 200                        | -                          | -                          | -                      | ...                 |
| 1-PERSON HOUSEHOLDS   | 5 600  | 1 600                   | 1 100                    | 900                      | 800                      | 500                        | 500                        | 300                        | 100                    | 5200                |
| UNDER 65 YEARS  | 3 500  | 800                     | 500                      | 500                      | 800                      | 500                        | 300                        | -                          | 100                    | ...                 |
| 65 YEARS AND OVER   | 2 000  | 800                     | 600                      | 500                      | -                        | -                          | 100                        | -                          | -                      | ...                 |
| <b>OWN CHILDREN UNDER 18 YEARS OLD BY AGE GROUP</b>                         |        |                         |                          |                          |                          |                            |                            |                            |                        |                     |
| NO OWN CHILDREN UNDER 18 YEARS  | 24 300 | 3 200                   | 2 400                    | 3 700                    | 2 800                    | 2 600                      | 4 800                      | 1 300                      | 3 500                  | 10100               |
| WITH OWN CHILDREN UNDER 18 YEARS  | 15 300 | 500                     | 200                      | 1 300                    | 1 500                    | 4 100                      | 3 500                      | 1 300                      | 3 100                  | 15300               |
| UNDER 6 YEARS ONLY  | 700    | -                       | -                        | 200                      | -                        | -                          | -                          | -                          | -                      | ...                 |
| 1   | 300    | -                       | -                        | 200                      | -                        | -                          | 200                        | -                          | -                      | ...                 |
| 2   | 300    | -                       | -                        | -                        | -                        | -                          | 300                        | -                          | -                      | ...                 |
| 3 OR MORE   | -      | -                       | -                        | -                        | -                        | -                          | -                          | -                          | -                      | ...                 |
| 6 TO 17 YEARS ONLY  | 12 500 | 500                     | 200                      | 1 100                    | 1 300                    | 3 600                      | 2 400                      | 600                        | 2 800                  | 14400               |
| 1   | 5 800  | 200                     | 200                      | 300                      | 500                      | 1 800                      | 1 100                      | 500                        | 1 300                  | 15000               |
| 2   | 2 900  | 200                     | -                        | -                        | 300                      | 1 000                      | 500                        | -                          | 1 000                  | ...                 |
| 3 OR MORE   | 3 700  | 200                     | -                        | 800                      | 500                      | 800                        | 800                        | 200                        | 500                    | ...                 |
| BOTH AGE GROUPS   | 2 200  | -                       | -                        | -                        | 200                      | 500                        | 600                        | 200                        | 200                    | ...                 |
| 1   | 800    | -                       | -                        | -                        | -                        | 300                        | 200                        | 200                        | 200                    | ...                 |
| 2   | 800    | -                       | -                        | -                        | -                        | 300                        | 200                        | 200                        | 200                    | ...                 |
| 3 OR MORE   | 1 400  | -                       | -                        | -                        | 200                      | 200                        | 500                        | 200                        | 200                    | ...                 |

TABLE 8-4. INCOME OF FAMILIES AND PRIMARY INDIVIDUALS IN OWNER AND RENTER OCCUPIED HOUSING UNITS WITH BLACK HOUSEHOLD HEAD: 1976--CONTINUED  
(DATA BASED ON SAMPLE. SEE TEXT. FOR MINIMUM BASE FOR DERIVED FIGURES (PERCENT, MEDIAN, ETC.) AND MEANING OF SYMBOLS, SEE TEXT)

| STANDARD METROPOLITAN STATISTICAL AREA<br>BALTIMORE, MD.<br>IN CENTRAL CITY | TOTAL  | LESS<br>THAN<br>\$3,000 | \$3,000<br>TO<br>\$4,999 | \$5,000<br>TO<br>\$6,999 | \$7,000<br>TO<br>\$9,999 | \$10,000<br>TO<br>\$14,999 | \$15,000<br>TO<br>\$19,999 | \$20,000<br>TO<br>\$24,999 | \$25,000<br>OR<br>MORE | MEDIAN<br>(DOLLARS) |
|---|--------|-------------------------|--------------------------|--------------------------|--------------------------|----------------------------|----------------------------|----------------------------|------------------------|---------------------|
| <b>OWNER OCCUPIED HOUSING UNITS--CONTINUED</b>                              |        |                         |                          |                          |                          |                            |                            |                            |                        |                     |
| <b>YEARS OF SCHOOL COMPLETED BY HEAD</b>                                    |        |                         |                          |                          |                          |                            |                            |                            |                        |                     |
| NO SCHOOL YEARS COMPLETED . . . . .   | 400    | 200                     | -                        | -                        | -                        | -                          | -                          | 200                        | -                      | ...                 |
| <b>ELEMENTARY:</b>  |        |                         |                          |                          |                          |                            |                            |                            |                        |                     |
| LESS THAN 8 YEARS . . . . .   | 7 100  | 1 300                   | 1 100                    | 1 600                    | 500                      | 1 000                      | 1 100                      | 200                        | 300                    | 6400                |
| 8 YEARS . . . . .   | 4 300  | 500                     | 500                      | 1 100                    | 300                      | 700                        | 800                        | 200                        | 300                    | 7700                |
| <b>HIGH SCHOOL:</b>   |        |                         |                          |                          |                          |                            |                            |                            |                        |                     |
| 1 TO 3 YEARS . . . . .  | 10 300 | 800                     | 300                      | 800                      | 1 300                    | 1 800                      | 3 200                      | 800                        | 1 400                  | 15400               |
| 4 YEARS . . . . .   | 10 600 | 500                     | 500                      | 600                      | 1 000                    | 2 100                      | 2 600                      | 800                        | 2 400                  | 16000               |
| <b>COLLEGE:</b>   |        |                         |                          |                          |                          |                            |                            |                            |                        |                     |
| 1 TO 3 YEARS . . . . .  | 3 400  | 200                     | -                        | 500                      | 800                      | 1 000                      | 200                        | 300                        | 500                    | ...                 |
| 4 YEARS OR MORE . . . . .   | 3 500  | 300                     | 200                      | 300                      | 300                      | 200                        | 500                        | 200                        | 1 600                  | ...                 |
| MEDIAN . . . . .  | 11.5   | ...                     | ...                      | 8.8                      | 12.0                     | 11.9                       | 11.2                       | ...                        | 12.5                   | ...                 |
| <b>YEAR HEAD MOVED INTO UNIT</b>  |        |                         |                          |                          |                          |                            |                            |                            |                        |                     |
| 1975 OR LATER . . . . .   | 3 000  | 200                     | -                        | 200                      | 200                      | 500                        | 1 300                      | 300                        | 300                    | ...                 |
| MOVED IN WITHIN PAST 12 MONTHS . . . . .                                    | 1 600  | -                       | -                        | -                        | 200                      | 200                        | 800                        | 300                        | 200                    | ...                 |
| APRIL 1970 TO 1974 . . . . .  | 6 100  | -                       | 100                      | 800                      | 1 100                    | 1 400                      | 600                        | 700                        | 1 300                  | 13300               |
| 1965 TO MARCH 1970 . . . . .  | 8 900  | 300                     | 700                      | 600                      | 1 000                    | 2 300                      | 2 100                      | 600                        | 1 100                  | 13900               |
| 1960 TO 1964 . . . . .  | 6 600  | 200                     | 200                      | 1 000                    | 300                      | 1 500                      | 1 900                      | 200                        | 1 500                  | 15600               |
| 1950 TO 1959 . . . . .  | 12 200 | 2 200                   | 800                      | 1 700                    | 1 500                    | 800                        | 2 200                      | 600                        | 2 400                  | 9800                |
| 1949 OR EARLIER . . . . .   | 3 000  | 800                     | 800                      | 700                      | 200                      | 200                        | 200                        | 200                        | -                      | ...                 |
| <b>SPECIFIED OWNER OCCUPIED<sup>1</sup></b>                                 |        |                         |                          |                          |                          |                            |                            |                            |                        |                     |
|   | 37 900 | 3 200                   | 2 600                    | 4 500                    | 4 000                    | 6 500                      | 8 000                      | 2 600                      | 6 600                  | 13600               |
| <b>VALUE</b>  |        |                         |                          |                          |                          |                            |                            |                            |                        |                     |
| LESS THAN \$10,000 . . . . .  | 8 100  | 1 500                   | 600                      | 1 900                    | 700                      | 1 600                      | 900                        | 500                        | 300                    | 7000                |
| \$10,000 TO \$19,999 . . . . .  | 13 400 | 700                     | 1 300                    | 1 100                    | 1 200                    | 3 400                      | 3 500                      | 700                        | 1 600                  | 13600               |
| \$20,000 TO \$29,999 . . . . .  | 4 700  | -                       | 500                      | 500                      | 500                      | 500                        | 1 100                      | 500                        | 1 000                  | 16100               |
| \$30,000 TO \$39,999 . . . . .  | 5 200  | 600                     | 200                      | 300                      | 500                      | 500                        | 1 400                      | 800                        | 1 000                  | 17000               |
| \$40,000 TO \$49,999 . . . . .  | 3 400  | 500                     | -                        | 300                      | 500                      | 200                        | 500                        | 200                        | 1 300                  | ...                 |
| \$50,000 OR MORE . . . . .  | 1 300  | -                       | -                        | 200                      | 300                      | 200                        | 200                        | -                          | 500                    | ...                 |
| MEDIAN . . . . .  | 1 400  | -                       | -                        | 200                      | 200                      | 300                        | -                          | -                          | 800                    | ...                 |
|   | 1 400  | -                       | -                        | -                        | 200                      | 200                        | -                          | -                          | 200                    | ...                 |
|   | 400    | -                       | -                        | -                        | -                        | 200                        | -                          | -                          | 200                    | ...                 |
|   | 18100  | ...                     | ...                      | 12700                    | 21200                    | 14800                      | 18700                      | ...                        | 27100                  | ...                 |
| <b>VALUE-INCOME RATIO</b>   |        |                         |                          |                          |                          |                            |                            |                            |                        |                     |
| LESS THAN 1.5 . . . . .   | 20 900 | -                       | 200                      | 1 300                    | 1 100                    | 4 000                      | 5 700                      | 2 600                      | 5 900                  | 18300               |
| 1.5 TO 1.9 . . . . .  | 4 400  | -                       | 300                      | 800                      | -                        | 1 300                      | 1 500                      | -                          | 500                    | 14000               |
| 2.0 TO 2.4 . . . . .  | 2 900  | -                       | 300                      | 300                      | 1 000                    | 600                        | 500                        | -                          | 200                    | ...                 |
| 2.5 TO 2.9 . . . . .  | 1 300  | 400                     | -                        | 300                      | 200                      | 300                        | 200                        | -                          | -                      | ...                 |
| 3.0 TO 3.9 . . . . .  | 2 700  | 600                     | 500                      | 600                      | 800                      | 200                        | 200                        | -                          | -                      | ...                 |
| 4.0 OR MORE . . . . .   | 5 500  | 2 100                   | 1 300                    | 1 100                    | 800                      | 200                        | -                          | -                          | -                      | 4000                |
| NOT COMPUTED . . . . .  | 200    | 200                     | -                        | -                        | -                        | -                          | -                          | -                          | -                      | ...                 |
| <b>MORTGAGE STATUS</b>  |        |                         |                          |                          |                          |                            |                            |                            |                        |                     |
| MORTGAGE, DEED OF TRUST, OR LAND CONTRACT . . . . .                         | 24 000 | 700                     | 1 300                    | 2 100                    | 2 600                    | 4 900                      | 6 400                      | 1 800                      | 4 400                  | 15400               |
| OWNED FREE AND CLEAR . . . . .  | 13 900 | 2 600                   | 1 300                    | 2 400                    | 1 300                    | 1 600                      | 1 600                      | 800                        | 2 200                  | 8500                |
| <b>REAL ESTATE TAXES LAST YEAR</b>  |        |                         |                          |                          |                          |                            |                            |                            |                        |                     |
| MEAN (PER \$1,000 VALUE) . . . . .  | 26     | ...                     | ...                      | 30                       | 32                       | 32                         | 22                         | ...                        | 23                     | ...                 |
| <b>SELECTED MONTHLY HOUSING COSTS<sup>2</sup></b>                           |        |                         |                          |                          |                          |                            |                            |                            |                        |                     |
| <b>UNITS WITH A MORTGAGE . . . . .</b>                                      |        |                         |                          |                          |                          |                            |                            |                            |                        |                     |
| LESS THAN \$100 . . . . .   | 24 000 | 700                     | 1 300                    | 2 100                    | 2 600                    | 4 900                      | 6 400                      | 1 800                      | 4 400                  | 15400               |
| \$100 TO \$149 . . . . .  | -      | -                       | -                        | -                        | -                        | -                          | -                          | -                          | -                      | -                   |
| \$150 TO \$199 . . . . .  | 2 100  | -                       | 100                      | 300                      | -                        | 500                        | 1 000                      | -                          | 200                    | ...                 |
| \$200 TO \$249 . . . . .  | 8 100  | 300                     | 700                      | 500                      | 1 000                    | 2 100                      | 2 100                      | 300                        | 1 100                  | 13800               |
| \$250 TO \$299 . . . . .  | 9 000  | 300                     | 300                      | 1 000                    | 1 100                    | 2 000                      | 2 000                      | 800                        | 1 400                  | 14400               |
| \$300 TO \$399 . . . . .  | 2 600  | -                       | 200                      | 200                      | 300                      | -                          | 800                        | 200                        | 1 000                  | ...                 |
| \$400 OR MORE . . . . .   | 1 600  | -                       | -                        | 200                      | -                        | 200                        | 300                        | 300                        | 700                    | ...                 |
| NOT REPORTED . . . . .  | 600    | -                       | -                        | -                        | -                        | -                          | -                          | -                          | -                      | ...                 |
| MEDIAN . . . . .  | 208    | ...                     | ...                      | ...                      | 195                      | 201                        | ...                        | ...                        | 230                    | ...                 |
| <b>UNITS OWNED FREE AND CLEAR . . . . .</b>                                 |        |                         |                          |                          |                          |                            |                            |                            |                        |                     |
| LESS THAN \$50 . . . . .  | 13 900 | 2 600                   | 1 300                    | 2 400                    | 1 300                    | 1 600                      | 1 600                      | 800                        | 2 200                  | 8500                |
| \$50 TO \$69 . . . . .  | 500    | 300                     | -                        | 200                      | -                        | -                          | -                          | -                          | -                      | ...                 |
| \$70 TO \$99 . . . . .  | 2 000  | 500                     | 800                      | 500                      | 200                      | -                          | -                          | -                          | -                      | ...                 |
| \$100 TO \$149 . . . . .  | 4 400  | 800                     | 200                      | 700                      | 700                      | 800                        | 500                        | 500                        | 300                    | 9500                |
| \$150 TO \$199 . . . . .  | 4 700  | 600                     | 300                      | 600                      | 300                      | 500                        | 1 000                      | 200                        | 1 100                  | 13000               |
| \$200 OR MORE . . . . .   | 500    | -                       | -                        | 200                      | 200                      | -                          | -                          | -                          | -                      | ...                 |
| NOT REPORTED . . . . .  | 200    | -                       | -                        | -                        | -                        | -                          | -                          | -                          | -                      | ...                 |
| MEDIAN . . . . .  | 1 700  | 300                     | -                        | 300                      | -                        | 100                        | 100                        | 200                        | 600                    | ...                 |
|   | 94     | ...                     | ...                      | ...                      | ...                      | ...                        | ...                        | ...                        | ...                    | ...                 |
| <b>SELECTED MONTHLY HOUSING COSTS AS PERCENTAGE OF INCOME<sup>2</sup></b>   |        |                         |                          |                          |                          |                            |                            |                            |                        |                     |
| <b>UNITS WITH A MORTGAGE . . . . .</b>                                      |        |                         |                          |                          |                          |                            |                            |                            |                        |                     |
| LESS THAN 10 PERCENT . . . . .  | 24 000 | 700                     | 1 300                    | 2 100                    | 2 600                    | 4 900                      | 6 400                      | 1 800                      | 4 400                  | 15400               |
| 10 TO 14 PERCENT . . . . .  | 3 400  | -                       | -                        | -                        | -                        | -                          | 300                        | 300                        | 2 700                  | ...                 |
| 15 TO 19 PERCENT . . . . .  | 5 800  | -                       | -                        | -                        | -                        | 600                        | 2 900                      | 1 000                      | 1 300                  | 18900               |
| 20 TO 24 PERCENT . . . . .  | 4 500  | -                       | -                        | -                        | -                        | 1 400                      | 2 400                      | 300                        | 300                    | 16700               |
| 25 TO 34 PERCENT . . . . .  | 3 000  | -                       | -                        | -                        | 700                      | 1 800                      | 500                        | -                          | -                      | ...                 |
| 35 PERCENT OR MORE . . . . .  | 2 800  | -                       | -                        | 500                      | 1 500                    | 700                        | 200                        | -                          | -                      | ...                 |
| NOT COMPUTED . . . . .  | 3 900  | 500                     | 1 300                    | 1 600                    | 300                      | 200                        | -                          | -                          | -                      | 5200                |
| NOT REPORTED . . . . .  | 200    | 200                     | -                        | -                        | -                        | -                          | -                          | -                          | -                      | ...                 |
| MEDIAN . . . . .  | 600    | -                       | -                        | -                        | 200                      | 200                        | 100                        | 200                        | -                      | ...                 |
|   | 18     | ...                     | ...                      | ...                      | ...                      | 21                         | 15                         | ...                        | 10-                    | ...                 |

<sup>1</sup>LIMITED TO 1-FAMILY HOMES ON LESS THAN 10 ACRES AND NO BUSINESS ON PROPERTY.

<sup>2</sup>SUM OF PAYMENTS FOR REAL ESTATE TAXES, PROPERTY INSURANCE, UTILITIES, FUEL, WATER, GARBAGE AND TRASH COLLECTION, AND MORTGAGE AT TIME OF ENUMERATION.

TABLE B-4. INCOME OF FAMILIES AND PRIMARY INDIVIDUALS IN OWNER AND RENTER OCCUPIED HOUSING UNITS WITH BLACK HOUSEHOLD HEAD: 1976--CONTINUED

(DATA BASED ON SAMPLE, SEE TEXT; FOR MINIMUM BASE FOR DERIVED FIGURES (PERCENT, MEDIAN, ETC.) AND MEANING OF SYMBOLS, SEE TEXT)

| STANDARD METROPOLITAN STATISTICAL AREA<br>BALTIMORE, MD.<br>IN CENTRAL CITY | TOTAL         | LESS<br>THAN<br>\$3,000 | \$3,000<br>TO<br>\$4,999 | \$5,000<br>TO<br>\$6,999 | \$7,000<br>TO<br>\$9,999 | \$10,000<br>TO<br>\$14,999 | \$15,000<br>TO<br>\$19,999 | \$20,000<br>TO<br>\$24,999 | \$25,000<br>OR<br>MORE | MEDIAN<br>(DOLLARS) |
|---|---------------|-------------------------|--------------------------|--------------------------|--------------------------|----------------------------|----------------------------|----------------------------|------------------------|---------------------|
| <b>SPECIFIED OWNER OCCUPIED<sup>1</sup>--CONTINUED</b>                      |               |                         |                          |                          |                          |                            |                            |                            |                        |                     |
| UNITS OWNED FREE AND CLEAR . . . . .  | 13 900        | 2 600                   | 1 300                    | 2 400                    | 1 300                    | 1 600                      | 1 600                      | 800                        | 2 200                  | 8500                |
| LESS THAN 10 PERCENT . . . . .  | 4 600         | -                       | -                        | 200                      | 200                      | 800                        | 1 300                      | 600                        | 1 600                  | 19600               |
| 10 TO 14 PERCENT . . . . .  | 1 700         | -                       | -                        | 300                      | 700                      | 500                        | 200                        | -                          | -                      | ...                 |
| 15 TO 19 PERCENT . . . . .  | 1 600         | -                       | 300                      | 800                      | 300                      | 200                        | -                          | -                          | -                      | ...                 |
| 20 TO 24 PERCENT . . . . .  | 800           | -                       | 600                      | 200                      | -                        | -                          | -                          | -                          | -                      | ...                 |
| 25 TO 34 PERCENT . . . . .  | 1 900         | 1 000                   | 200                      | 600                      | 200                      | -                          | -                          | -                          | -                      | ...                 |
| 35 PERCENT OR MORE . . . . .  | 1 400         | 1 300                   | 200                      | -                        | -                        | -                          | -                          | -                          | -                      | ...                 |
| NOT COMPUTED . . . . .  | -             | -                       | -                        | -                        | -                        | -                          | -                          | -                          | -                      | ...                 |
| NOT REPORTED . . . . .  | 1 700         | 300                     | -                        | 300                      | -                        | 100                        | 100                        | 200                        | 600                    | ...                 |
| MEDIAN . . . . .  | 14            | ...                     | ...                      | ...                      | ...                      | ...                        | ...                        | ...                        | ...                    | ...                 |
| <b>OWNER OCCUPIED HOUSING UNITS . . . . .</b>                               | <b>39 600</b> | <b>3 700</b>            | <b>2 600</b>             | <b>5 000</b>             | <b>4 300</b>             | <b>6 700</b>               | <b>8 300</b>               | <b>2 600</b>               | <b>6 600</b>           | <b>13200</b>        |
| <b>HEATING EQUIPMENT</b>  |               |                         |                          |                          |                          |                            |                            |                            |                        |                     |
| WARM-AIR FURNACE . . . . .  | 13 100        | 800                     | 1 100                    | 1 600                    | 1 300                    | 1 800                      | 3 100                      | 1 300                      | 2 100                  | 14800               |
| HEAT PUMP . . . . .   | -             | -                       | -                        | -                        | -                        | -                          | -                          | -                          | -                      | -                   |
| STEAM OR HOT WATER . . . . .  | 25 600        | 2 900                   | 1 500                    | 2 900                    | 2 600                    | 4 900                      | 5 100                      | 1 300                      | 4 500                  | 13000               |
| BUILT-IN ELECTRIC UNITS . . . . .   | -             | -                       | -                        | -                        | -                        | -                          | -                          | -                          | -                      | -                   |
| FLOOR, WALL, OR PIPELESS FURNACE . . . . .                                  | 500           | -                       | -                        | 300                      | 200                      | -                          | -                          | -                          | -                      | ...                 |
| OTHER MEANS . . . . .   | 500           | -                       | -                        | 200                      | 200                      | -                          | 100                        | -                          | -                      | ...                 |
| NONE . . . . .  | -             | -                       | -                        | -                        | -                        | -                          | -                          | -                          | -                      | -                   |
| <b>SOURCE OF WATER</b>  |               |                         |                          |                          |                          |                            |                            |                            |                        |                     |
| PUBLIC SYSTEM OR PRIVATE COMPANY . . . . .                                  | 39 600        | 3 700                   | 2 600                    | 5 000                    | 4 300                    | 6 700                      | 8 300                      | 2 600                      | 6 600                  | 13200               |
| INDIVIDUAL WELL . . . . .   | -             | -                       | -                        | -                        | -                        | -                          | -                          | -                          | -                      | -                   |
| OTHER . . . . .   | -             | -                       | -                        | -                        | -                        | -                          | -                          | -                          | -                      | -                   |
| <b>SEWAGE DISPOSAL</b>  |               |                         |                          |                          |                          |                            |                            |                            |                        |                     |
| PUBLIC SEWER . . . . .  | 39 600        | 3 700                   | 2 600                    | 5 000                    | 4 300                    | 6 700                      | 8 300                      | 2 600                      | 6 600                  | 13200               |
| SEPTIC TANK OR CESSPOOL . . . . .   | -             | -                       | -                        | -                        | -                        | -                          | -                          | -                          | -                      | -                   |
| OTHER . . . . .   | -             | -                       | -                        | -                        | -                        | -                          | -                          | -                          | -                      | -                   |
| <b>SELECTED CHARACTERISTICS</b>   |               |                         |                          |                          |                          |                            |                            |                            |                        |                     |
| WITH AIR CONDITIONING . . . . .   | 21 900        | 1 400                   | 1 000                    | 2 200                    | 2 300                    | 3 300                      | 5 000                      | 1 600                      | 5 200                  | 15800               |
| ROOM UNIT(S) . . . . .  | 19 400        | 1 400                   | 1 000                    | 2 100                    | 1 900                    | 3 100                      | 4 500                      | 1 600                      | 3 800                  | 15200               |
| CENTRAL SYSTEM . . . . .  | 2 500         | -                       | -                        | 200                      | 300                      | 200                        | 500                        | -                          | 1 300                  | ...                 |
| WITH BASEMENT . . . . .   | 39 300        | 3 700                   | 2 600                    | 5 000                    | 4 100                    | 6 700                      | 8 100                      | 2 600                      | 6 600                  | 13200               |
| OWNED SECOND HOME . . . . .   | 500           | 100                     | -                        | -                        | -                        | -                          | -                          | -                          | 300                    | ...                 |
| AUTOMOBILES AVAILABLE:  |               |                         |                          |                          |                          |                            |                            |                            |                        |                     |
| 1 . . . . .   | 19 600        | 1 800                   | 1 400                    | 1 900                    | 2 500                    | 3 100                      | 5 100                      | 1 000                      | 2 800                  | 13600               |
| 2 . . . . .   | 9 100         | 200                     | 400                      | 800                      | 300                      | 2 200                      | 1 800                      | 1 000                      | 2 600                  | 17200               |
| 3 OR MORE . . . . .   | 1 800         | -                       | -                        | -                        | -                        | 200                        | 800                        | 200                        | 600                    | ...                 |
| <b>RENTER OCCUPIED HOUSING UNITS . . . . .</b>                              | <b>82 200</b> | <b>17 700</b>           | <b>15 000</b>            | <b>8 800</b>             | <b>14 800</b>            | <b>13 800</b>              | <b>7 300</b>               | <b>3 700</b>               | <b>1 100</b>           | <b>6900</b>         |
| <b>UNITS IN STRUCTURE</b>   |               |                         |                          |                          |                          |                            |                            |                            |                        |                     |
| 1 . . . . .   | 38 600        | 7 600                   | 6 700                    | 4 500                    | 6 700                    | 6 800                      | 3 400                      | 2 200                      | 600                    | 7200                |
| 2 TO 4 . . . . .  | 23 600        | 5 100                   | 5 600                    | 2 200                    | 3 700                    | 4 300                      | 1 800                      | 700                        | 300                    | 6100                |
| 5 TO 19 . . . . .   | 15 400        | 3 400                   | 1 600                    | 1 600                    | 3 900                    | 2 600                      | 1 800                      | 700                        | -                      | 7900                |
| 20 OR MORE . . . . .  | 4 600         | 1 600                   | 1 200                    | 500                      | 500                      | 200                        | 300                        | 200                        | 200                    | 4100                |
| MOBILE HOME OR TRAILER . . . . .  | -             | -                       | -                        | -                        | -                        | -                          | -                          | -                          | -                      | -                   |
| <b>YEAR STRUCTURE BUILT</b>   |               |                         |                          |                          |                          |                            |                            |                            |                        |                     |
| APRIL 1970 OR LATER . . . . .   | 1 400         | 200                     | -                        | 200                      | 200                      | 500                        | 200                        | 200                        | -                      | ...                 |
| 1965 TO MARCH 1970 . . . . .  | 3 800         | 500                     | 300                      | 200                      | 800                      | 1 100                      | 300                        | 300                        | 300                    | 10700               |
| 1960 TO 1964 . . . . .  | 5 800         | 1 000                   | 600                      | 500                      | 1 600                    | 600                        | 1 100                      | 300                        | -                      | 8500                |
| 1950 TO 1959 . . . . .  | 7 000         | 1 600                   | 1 300                    | 1 300                    | 900                      | 1 000                      | 500                        | 500                        | -                      | 6000                |
| 1940 TO 1949 . . . . .  | 5 600         | 1 300                   | 1 600                    | 200                      | 800                      | 1 100                      | 500                        | -                          | 200                    | 4900                |
| 1939 OR EARLIER . . . . .   | 58 600        | 13 200                  | 11 200                   | 6 600                    | 10 400                   | 9 500                      | 4 700                      | 2 400                      | 600                    | 6500                |
| <b>COMPLETE BATHROOMS</b>   |               |                         |                          |                          |                          |                            |                            |                            |                        |                     |
| 1 . . . . .   | 69 800        | 16 400                  | 13 800                   | 7 700                    | 12 200                   | 11 300                     | 5 300                      | 2 500                      | 600                    | 6200                |
| 1 AND ONE-HALF . . . . .  | 6 700         | 200                     | 1 000                    | 500                      | 1 600                    | 1 700                      | 800                        | 800                        | 200                    | 10400               |
| 2 OR MORE . . . . .   | 5 100         | 600                     | 300                      | 600                      | 800                      | 800                        | 1 100                      | 500                        | 300                    | 11000               |
| ALSO USED BY ANOTHER HOUSEHOLD . . . . .                                    | -             | -                       | -                        | -                        | -                        | -                          | -                          | -                          | -                      | -                   |
| NONE . . . . .  | 600           | 500                     | -                        | -                        | 200                      | -                          | -                          | -                          | -                      | ...                 |
| <b>COMPLETE KITCHEN FACILITIES</b>  |               |                         |                          |                          |                          |                            |                            |                            |                        |                     |
| FOR EXCLUSIVE USE OF HOUSEHOLD . . . . .                                    | 81 300        | 17 100                  | 14 900                   | 8 800                    | 14 600                   | 13 800                     | 7 300                      | 3 700                      | 1 100                  | 7000                |
| ALSO USED BY ANOTHER HOUSEHOLD . . . . .                                    | -             | -                       | -                        | -                        | -                        | -                          | -                          | -                          | -                      | -                   |
| NO COMPLETE KITCHEN FACILITIES . . . . .                                    | 1 000         | 600                     | 200                      | -                        | 200                      | -                          | -                          | -                          | -                      | ...                 |
| <b>ROOMS</b>  |               |                         |                          |                          |                          |                            |                            |                            |                        |                     |
| 1 AND 2 ROOMS . . . . .   | 3 400         | 500                     | 700                      | 200                      | 800                      | 800                        | 200                        | 200                        | 200                    | ...                 |
| 3 ROOMS . . . . .   | 16 900        | 6 200                   | 3 100                    | 1 800                    | 2 500                    | 2 200                      | 800                        | 300                        | 500                    | 4500                |
| 4 ROOMS . . . . .   | 21 500        | 5 400                   | 4 300                    | 2 200                    | 4 000                    | 2 900                      | 1 100                      | 1 000                      | 500                    | 5900                |
| 5 ROOMS . . . . .   | 13 300        | 2 300                   | 2 900                    | 1 300                    | 2 200                    | 1 600                      | 2 200                      | 800                        | -                      | 7300                |
| 6 ROOMS . . . . .   | 20 700        | 2 700                   | 3 100                    | 2 400                    | 4 100                    | 4 700                      | 2 100                      | 1 100                      | 500                    | 8600                |
| 7 ROOMS OR MORE . . . . .   | 6 400         | 600                     | 1 000                    | 1 000                    | 1 100                    | 1 600                      | 800                        | 300                        | -                      | 8600                |
| MEDIAN . . . . .  | 4.5           | 3.9                     | 4.4                      | 4.7                      | 4.5                      | 5.1                        | 5.2                        | ...                        | ...                    | ...                 |
| <b>BEDROOMS</b>   |               |                         |                          |                          |                          |                            |                            |                            |                        |                     |
| NONE . . . . .  | 200           | 200                     | -                        | -                        | -                        | -                          | -                          | -                          | -                      | ...                 |
| 1 . . . . .   | 21 200        | 6 500                   | 3 700                    | 1 900                    | 4 100                    | 3 400                      | 800                        | 600                        | 200                    | 5400                |
| 2 . . . . .   | 29 500        | 7 200                   | 5 700                    | 3 000                    | 4 800                    | 4 000                      | 2 900                      | 1 100                      | 800                    | 6200                |
| 3 OR MORE . . . . .   | 31 400        | 3 900                   | 5 700                    | 3 900                    | 5 900                    | 6 500                      | 3 500                      | 1 900                      | 200                    | 8200                |

<sup>1</sup>LIMITED TO 1-FAMILY HOMES ON LESS THAN 10 ACRES AND NO BUSINESS ON PROPERTY.

TABLE B-4. INCOME OF FAMILIES AND PRIMARY INDIVIDUALS IN OWNER AND RENTER OCCUPIED HOUSING UNITS WITH BLACK HOUSEHOLD HEAD: 1976--CONTINUED

(DATA BASED ON SAMPLE, SEE TEXT. FOR MINIMUM BASE FOR DERIVED FIGURES (PERCENT, MEDIAN, ETC.) AND MEANING OF SYMBOLS, SEE TEXT)

| STANDARD METROPOLITAN STATISTICAL AREA<br>BALTIMORE, MD.<br>IN CENTRAL CITY | TOTAL  | LESS<br>THAN<br>\$3,000 | \$3,000<br>TO<br>\$4,999 | \$5,000<br>TO<br>\$6,999 | \$7,000<br>TO<br>\$9,999 | \$10,000<br>TO<br>\$14,999 | \$15,000<br>TO<br>\$19,999 | \$20,000<br>TO<br>\$24,999 | \$25,000<br>OR<br>MORE | MEDIAN<br>(DOLLARS) |
|---|--------|-------------------------|--------------------------|--------------------------|--------------------------|----------------------------|----------------------------|----------------------------|------------------------|---------------------|
| <b>RENTER OCCUPIED HOUSING UNITS--CONTINUED</b>                             |        |                         |                          |                          |                          |                            |                            |                            |                        |                     |
| <b>PERSONS</b>  |        |                         |                          |                          |                          |                            |                            |                            |                        |                     |
| 1 PERSON . . . . .  | 18 300 | 6 300                   | 3 800                    | 1 300                    | 3 900                    | 2 200                      | 800                        | -                          | -                      | 4500                |
| 2 PERSONS . . . . .   | 22 400 | 5 800                   | 3 300                    | 2 100                    | 4 000                    | 3 400                      | 1 800                      | 1 300                      | 800                    | 7600                |
| 3 PERSONS . . . . .   | 14 800 | 2 700                   | 2 100                    | 1 700                    | 1 400                    | 3 000                      | 2 900                      | 600                        | 200                    | 8600                |
| 4 PERSONS . . . . .   | 11 200 | 1 800                   | 2 100                    | 900                      | 2 600                    | 1 900                      | 1 000                      | 800                        | 200                    | 7900                |
| 5 PERSONS . . . . .   | 6 100  | 500                     | 1 600                    | 1 000                    | 1 000                    | 1 400                      | -                          | 700                        | -                      | 7600                |
| 6 PERSONS OR MORE . . . . .   | 9 400  | 600                     | 2 100                    | 1 800                    | 1 900                    | 1 900                      | 800                        | 300                        | -                      | 7300                |
| MEDIAN . . . . .  | 2.5    | 1.9                     | 2.7                      | 3.1                      | 2.4                      | 2.9                        | 2.8                        | ...                        | ...                    | ...                 |
| UNITS WITH SUBFAMILIES . . . . .  | 1 400  | -                       | -                        | 300                      | 300                      | 300                        | -                          | 500                        | -                      | ...                 |
| UNITS WITH NONRELATIVES . . . . .   | 7 300  | 1 800                   | 1 000                    | 1 100                    | 1 400                    | 1 900                      | 200                        | -                          | -                      | 6700                |
| <b>PLUMBING FACILITIES BY PERSONS PER ROOM</b>                              |        |                         |                          |                          |                          |                            |                            |                            |                        |                     |
| WITH ALL PLUMBING FACILITIES . . . . .                                      | 81 900 | 17 400                  | 15 000                   | 8 800                    | 14 800                   | 13 800                     | 7 300                      | 3 700                      | 1 100                  | 6900                |
| 1.00 OR LESS . . . . .  | 73 700 | 16 200                  | 12 800                   | 7 500                    | 13 500                   | 12 600                     | 6 600                      | 3 400                      | 1 100                  | 7100                |
| 1.01 TO 1.50 . . . . .  | 7 500  | 1 000                   | 2 200                    | 800                      | 1 300                    | 1 300                      | 600                        | 300                        | -                      | 6300                |
| 1.51 OR MORE . . . . .  | 600    | 200                     | -                        | 500                      | -                        | -                          | -                          | -                          | -                      | ...                 |
| LACKING SOME OR ALL PLUMBING FACILITIES . . . . .                           | 300    | 300                     | -                        | -                        | -                        | -                          | -                          | -                          | -                      | ...                 |
| 1.00 OR LESS . . . . .  | 300    | 300                     | -                        | -                        | -                        | -                          | -                          | -                          | -                      | ...                 |
| 1.01 TO 1.50 . . . . .  | -      | -                       | -                        | -                        | -                        | -                          | -                          | -                          | -                      | ...                 |
| 1.51 OR MORE . . . . .  | -      | -                       | -                        | -                        | -                        | -                          | -                          | -                          | -                      | ...                 |
| <b>HOUSEHOLD COMPOSITION BY AGE OF HEAD</b>                                 |        |                         |                          |                          |                          |                            |                            |                            |                        |                     |
| 2-OR-MORE-PERSON HOUSEHOLDS . . . . .                                       | 63 900 | 11 400                  | 11 200                   | 7 500                    | 10 900                   | 11 600                     | 6 400                      | 3 700                      | 1 100                  | 7500                |
| MALE HEAD, WIFE PRESENT, NO NONRELATIVES . . . . .                          | 24 400 | 1 400                   | 1 700                    | 2 300                    | 4 900                    | 6 200                      | 3 900                      | 3 200                      | 800                    | 11500               |
| UNDER 25 YEARS . . . . .  | 1 500  | 300                     | 200                      | 200                      | -                        | 500                        | 300                        | -                          | -                      | ...                 |
| 25 TO 29 YEARS . . . . .  | 4 100  | -                       | -                        | 500                      | 800                      | 800                        | 1 000                      | 700                        | 300                    | 14400               |
| 30 TO 34 YEARS . . . . .  | 3 200  | -                       | 200                      | 200                      | 300                      | 1 400                      | 600                        | 300                        | 200                    | ...                 |
| 35 TO 44 YEARS . . . . .  | 6 000  | -                       | 500                      | 300                      | 1 300                    | 1 300                      | 1 100                      | 1 300                      | 200                    | 13500               |
| 45 TO 64 YEARS . . . . .  | 7 200  | 600                     | 500                      | 700                      | 1 900                    | 1 700                      | 800                        | 800                        | 200                    | 9900                |
| 65 YEARS AND OVER . . . . .   | 2 500  | 500                     | 500                      | 500                      | 500                      | 500                        | -                          | 200                        | -                      | ...                 |
| OTHER MALE HEAD . . . . .   | 5 900  | 1 100                   | 700                      | 600                      | 1 300                    | 1 400                      | 500                        | 200                        | 200                    | 8300                |
| UNDER 65 YEARS . . . . .  | 5 400  | 1 000                   | 700                      | 500                      | 1 300                    | 1 300                      | 500                        | 200                        | 200                    | 8500                |
| 65 YEARS AND OVER . . . . .   | 500    | 200                     | -                        | 200                      | -                        | 200                        | -                          | -                          | -                      | ...                 |
| FEMALE HEAD . . . . .   | 33 600 | 8 800                   | 8 800                    | 4 700                    | 4 800                    | 4 000                      | 2 100                      | 300                        | 200                    | 4800                |
| UNDER 65 YEARS . . . . .  | 31 800 | 8 500                   | 8 200                    | 4 300                    | 4 800                    | 3 600                      | 1 900                      | 300                        | 200                    | 4800                |
| 65 YEARS AND OVER . . . . .   | 1 800  | 300                     | 700                      | 300                      | -                        | 300                        | 200                        | -                          | -                      | ...                 |
| 1-PERSON HOUSEHOLDS . . . . .   | 18 300 | 6 300                   | 3 800                    | 1 300                    | 3 900                    | 2 200                      | 800                        | -                          | -                      | 4500                |
| UNDER 65 YEARS . . . . .  | 15 300 | 4 100                   | 3 300                    | 1 100                    | 3 700                    | 2 200                      | 800                        | -                          | -                      | 5400                |
| 65 YEARS AND OVER . . . . .   | 3 000  | 2 200                   | 500                      | 200                      | 200                      | -                          | -                          | -                          | -                      | ...                 |
| <b>OWN CHILDREN UNDER 18 YEARS OLD BY AGE GROUP</b>                         |        |                         |                          |                          |                          |                            |                            |                            |                        |                     |
| NO OWN CHILDREN UNDER 18 YEARS . . . . .                                    | 45 200 | 9 700                   | 8 100                    | 4 500                    | 8 800                    | 6 800                      | 4 400                      | 1 900                      | 1 000                  | 7100                |
| WITH OWN CHILDREN UNDER 18 YEARS . . . . .                                  | 37 000 | 8 000                   | 6 900                    | 4 300                    | 5 900                    | 7 000                      | 2 900                      | 1 800                      | 200                    | 6600                |
| UNDER 6 YEARS ONLY . . . . .  | 6 900  | 2 400                   | 800                      | 1 000                    | 800                      | 1 300                      | 300                        | 300                        | -                      | 5500                |
| 1 . . . . .   | 4 900  | 1 800                   | 600                      | 600                      | 300                      | 1 100                      | 300                        | 200                        | -                      | 5200                |
| 2 . . . . .   | 1 400  | 500                     | -                        | 200                      | 500                      | 200                        | -                          | 200                        | -                      | ...                 |
| 3 OR MORE . . . . .   | 500    | 200                     | 200                      | 200                      | -                        | -                          | -                          | -                          | -                      | ...                 |
| 6 TO 17 YEARS ONLY . . . . .  | 22 000 | 4 200                   | 4 200                    | 1 900                    | 3 500                    | 4 500                      | 2 200                      | 1 300                      | 200                    | 7600                |
| 1 . . . . .   | 9 300  | 2 600                   | 1 300                    | 500                      | 1 100                    | 1 400                      | 300                        | 300                        | 200                    | 7800                |
| 2 . . . . .   | 4 700  | 500                     | 1 000                    | 800                      | 800                      | 300                        | 500                        | -                          | -                      | 7300                |
| 3 OR MORE . . . . .   | 8 000  | 1 100                   | 1 900                    | 600                      | 1 600                    | 1 700                      | 500                        | 500                        | -                      | 7600                |
| BOTH AGE GROUPS . . . . .   | 8 100  | 1 400                   | 1 900                    | 1 500                    | 1 600                    | 1 300                      | 300                        | 200                        | -                      | 6000                |
| 1 . . . . .   | 4 400  | 800                     | 800                      | 800                      | 600                      | 900                        | 300                        | 200                        | -                      | 6500                |
| 2 . . . . .   | 3 700  | 600                     | 1 100                    | 600                      | 1 000                    | 300                        | -                          | -                          | -                      | ...                 |
| 3 OR MORE . . . . .   | -      | -                       | -                        | -                        | -                        | -                          | -                          | -                          | -                      | ...                 |
| <b>YEARS OF SCHOOL COMPLETED BY HEAD</b>                                    |        |                         |                          |                          |                          |                            |                            |                            |                        |                     |
| NO SCHOOL YEARS COMPLETED . . . . .   | 1 000  | 300                     | 300                      | 200                      | -                        | 200                        | -                          | -                          | -                      | ...                 |
| ELEMENTARY:<br>LESS THAN 8 YEARS . . . . .                                  | 14 700 | 5 300                   | 3 500                    | 1 000                    | 2 000                    | 1 900                      | 200                        | 800                        | -                      | 4100                |
| 8 YEARS . . . . .   | 6 500  | 1 300                   | 800                      | 1 100                    | 1 000                    | 1 900                      | 500                        | -                          | -                      | 7400                |
| HIGH SCHOOL:<br>1 TO 3 YEARS . . . . .                                      | 24 600 | 5 000                   | 5 700                    | 3 100                    | 4 400                    | 3 600                      | 1 800                      | 1 000                      | -                      | 6000                |
| 4 YEARS . . . . .   | 24 500 | 4 500                   | 3 400                    | 2 900                    | 4 900                    | 4 100                      | 3 200                      | 1 100                      | 300                    | 7900                |
| COLLEGE:<br>1 TO 3 YEARS . . . . .  | 7 100  | 1 000                   | 1 000                    | 300                      | 1 600                    | 1 300                      | 1 000                      | 300                        | 700                    | 9400                |
| 4 YEARS OR MORE . . . . .   | 3 800  | 300                     | 300                      | 300                      | 800                      | 800                        | 700                        | 500                        | 200                    | 11000               |
| MEDIAN . . . . .  | 11.4   | 10.3                    | 10.5                     | 11.2                     | 12.0                     | 11.6                       | 12.4                       | ...                        | ...                    | ...                 |
| <b>YEAR HEAD MOVED INTO UNIT</b>  |        |                         |                          |                          |                          |                            |                            |                            |                        |                     |
| 1975 OR LATER . . . . .   | 26 900 | 6 000                   | 4 500                    | 2 600                    | 5 200                    | 4 700                      | 1 600                      | 1 800                      | 600                    | 7200                |
| MOVED IN WITHIN PAST 12 MONTHS . . . . .                                    | 19 900 | 4 500                   | 3 800                    | 2 300                    | 3 500                    | 3 600                      | 1 000                      | 1 000                      | 200                    | 6400                |
| APRIL 1970 TO 1974 . . . . .  | 28 500 | 4 700                   | 5 600                    | 3 400                    | 5 100                    | 4 400                      | 3 600                      | 1 500                      | 300                    | 7400                |
| 1965 TO MARCH 1970 . . . . .  | 15 900 | 4 700                   | 2 100                    | 1 500                    | 2 700                    | 2 800                      | 1 800                      | 300                        | 200                    | 6700                |
| 1960 TO 1964 . . . . .  | 6 700  | 1 100                   | 1 600                    | 900                      | 1 100                    | 1 400                      | 300                        | -                          | -                      | 6300                |
| 1950 TO 1959 . . . . .  | 3 300  | 1 100                   | 1 000                    | 300                      | 500                      | 500                        | -                          | -                          | -                      | ...                 |
| 1949 OR EARLIER . . . . .   | 800    | 200                     | 300                      | 200                      | 200                      | -                          | -                          | -                          | -                      | ...                 |
| <b>GROSS RENT</b>   |        |                         |                          |                          |                          |                            |                            |                            |                        |                     |
| <b>SPECIFIED RENTER OCCUPIED<sup>1</sup></b>                                |        |                         |                          |                          |                          |                            |                            |                            |                        |                     |
| LESS THAN \$70 . . . . .  | 82 200 | 17 700                  | 15 000                   | 6 800                    | 14 800                   | 13 800                     | 7 300                      | 3 700                      | 1 100                  | 6900                |
| \$70 TO \$99 . . . . .  | 6 800  | 3 800                   | 2 400                    | 300                      | -                        | 300                        | -                          | -                          | -                      | 3000-               |
| \$100 TO \$149 . . . . .  | 4 900  | 2 200                   | 1 800                    | 200                      | -                        | 500                        | 200                        | -                          | -                      | 3300-               |
| \$150 TO \$199 . . . . .  | 23 900 | 7 700                   | 5 100                    | 1 600                    | 4 500                    | 3 400                      | 1 000                      | 700                        | -                      | 4700                |
| \$200 TO \$249 . . . . .  | 26 900 | 2 400                   | 4 200                    | 4 200                    | 6 200                    | 5 500                      | 3 600                      | 600                        | 200                    | 8300                |
| \$250 TO \$299 . . . . .  | 15 300 | 1 100                   | 1 100                    | 2 100                    | 3 300                    | 3 500                      | 1 800                      | 1 800                      | 600                    | 10000               |
| \$300 TO \$349 . . . . .  | 2 600  | -                       | 300                      | 200                      | -                        | 600                        | 700                        | 500                        | 300                    | ...                 |
| \$350 OR MORE . . . . .   | 1 000  | 200                     | 200                      | 200                      | 200                      | -                          | 200                        | 200                        | -                      | ...                 |
| NO CASH RENT . . . . .  | -      | -                       | -                        | -                        | -                        | -                          | -                          | -                          | -                      | ...                 |
| MEDIAN . . . . .  | 800    | 300                     | -                        | 200                      | 300                      | -                          | -                          | -                          | -                      | ...                 |
|   | 159    | 117                     | 132                      | 177                      | 170                      | 174                        | 184                        | ...                        | ...                    | ...                 |

<sup>1</sup>EXCLUDES 1-FAMILY HOMES ON 10 ACRES OR MORE.

TABLE B-4. INCOME OF FAMILIES AND PRIMARY INDIVIDUALS IN OWNER AND RENTER OCCUPIED HOUSING UNITS WITH BLACK HOUSEHOLD HEAD: 1976--CONTINUED  
(DATA BASED ON SAMPLE. SEE TEXT. FOR MINIMUM BASE FOR DERIVED FIGURES (PERCENT, MEDIAN, ETC.) AND MEANING OF SYMBOLS, SEE TEXT)

| STANDARD METROPOLITAN STATISTICAL AREA<br>BALTIMORE, MD.<br>IN CENTRAL CITY | TOTAL  | LESS<br>THAN<br>\$3,000 | \$3,000<br>TO<br>\$4,999 | \$5,000<br>TO<br>\$6,999 | \$7,000<br>TO<br>\$9,999 | \$10,000<br>TO<br>\$14,999 | \$15,000<br>TO<br>\$19,999 | \$20,000<br>TO<br>\$24,999 | \$25,000<br>OR<br>MORE | MEDIAN<br>(DOLLARS) |
|---|--------|-------------------------|--------------------------|--------------------------|--------------------------|----------------------------|----------------------------|----------------------------|------------------------|---------------------|
| <b>GROSS RENT AS PERCENTAGE OF INCOME</b>                                   |        |                         |                          |                          |                          |                            |                            |                            |                        |                     |
| <b>SPECIFIED RENTER OCCUPIED<sup>1</sup></b>                                |        |                         |                          |                          |                          |                            |                            |                            |                        |                     |
| LESS THAN 10 PERCENT  | 82 200 | 17 700                  | 15 000                   | 8 800                    | 14,800                   | 13 800                     | 7 300                      | 3 700                      | 1 100                  | 6900                |
| 10 TO 14 PERCENT  | 2 600  | -                       | -                        | 200                      | -                        | 300                        | 600                        | 1 000                      | 500                    | ...                 |
| 15 TO 19 PERCENT  | 11 300 | -                       | 300                      | 200                      | 500                      | 2 900                      | 4 500                      | 2 300                      | 600                    | 17000               |
| 20 TO 24 PERCENT  | 10 800 | 500                     | 600                      | 200                      | 2 400                    | 5 200                      | 1 500                      | 500                        | -                      | 11700               |
| 25 TO 34 PERCENT  | 15 000 | 2 500                   | 2 200                    | 500                      | 4 800                    | 4 300                      | 600                        | -                          | -                      | 8400                |
| 35 PERCENT OR MORE  | 13 300 | 500                     | 2 100                    | 3 700                    | 5 900                    | 1 100                      | -                          | -                          | -                      | 7200                |
| NOT COMPUTED  | 27 800 | 13 200                  | 9 800                    | 4 000                    | 800                      | -                          | -                          | -                          | -                      | 3100                |
| MEDIAN  | 1 500  | 1 000                   | -                        | 200                      | 300                      | -                          | -                          | -                          | -                      | ...                 |
|   | 26     | 35+                     | 35+                      | 34                       | 24                       | 19                         | 13                         | ...                        | ...                    | ...                 |
| <b>HEATING EQUIPMENT</b>  |        |                         |                          |                          |                          |                            |                            |                            |                        |                     |
| WARM-AIR FURNACE  | 36 800 | 7 800                   | 5 000                    | 3 800                    | 6 300                    | 6 500                      | 4 200                      | 2 700                      | 500                    | 7900                |
| HEAT PUMP   | -      | -                       | -                        | -                        | -                        | -                          | -                          | -                          | -                      | -                   |
| STEAM OR HOT WATER  | 39 600 | 8 000                   | 8 800                    | 3 900                    | 7 400                    | 7 000                      | 3 100                      | 1 000                      | 500                    | 6500                |
| BUILT-IN ELECTRIC UNITS   | 1 500  | 200                     | 300                      | 200                      | 600                      | -                          | -                          | -                          | 200                    | ...                 |
| FLOOR, WALL, OR PIPELESS FURNACE  | 500    | -                       | 200                      | -                        | 300                      | -                          | -                          | -                          | -                      | ...                 |
| OTHER MEANS   | 3 600  | 1 600                   | 600                      | 900                      | 200                      | 300                        | -                          | -                          | -                      | ...                 |
| NONE  | 300    | 200                     | 200                      | -                        | -                        | -                          | -                          | -                          | -                      | ...                 |
| <b>SOURCE OF WATER</b>  |        |                         |                          |                          |                          |                            |                            |                            |                        |                     |
| PUBLIC SYSTEM OR PRIVATE COMPANY  | 82 200 | 17 700                  | 15 000                   | 8 800                    | 14 800                   | 13 800                     | 7 300                      | 3 700                      | 1 100                  | 6900                |
| INDIVIDUAL WELL   | -      | -                       | -                        | -                        | -                        | -                          | -                          | -                          | -                      | -                   |
| OTHER   | -      | -                       | -                        | -                        | -                        | -                          | -                          | -                          | -                      | -                   |
| <b>SEWAGE DISPOSAL</b>  |        |                         |                          |                          |                          |                            |                            |                            |                        |                     |
| PUBLIC SEWER  | 82 200 | 17 700                  | 15 000                   | 8 800                    | 14 800                   | 13 800                     | 7 300                      | 3 700                      | 1 100                  | 6900                |
| SEPTIC TANK OR CESSPOOL   | -      | -                       | -                        | -                        | -                        | -                          | -                          | -                          | -                      | -                   |
| OTHER   | -      | -                       | -                        | -                        | -                        | -                          | -                          | -                          | -                      | -                   |
| <b>SELECTED CHARACTERISTICS</b>   |        |                         |                          |                          |                          |                            |                            |                            |                        |                     |
| WITH AIR CONDITIONING   | 29 100 | 4 000                   | 3 800                    | 2 900                    | 5 900                    | 5 400                      | 4 500                      | 1 800                      | 800                    | 9000                |
| ROOM UNIT(S)  | 18 300 | 2 700                   | 3 000                    | 1 900                    | 3 400                    | 3 300                      | 3 000                      | 600                        | 300                    | 8400                |
| CENTRAL SYSTEM  | 10 800 | 1 300                   | 800                      | 1 000                    | 2 600                    | 2 100                      | 1 500                      | 1 100                      | 500                    | 9700                |
| 4 FLOORS OR MORE  | 5 100  | 1 900                   | 1 300                    | 300                      | 600                      | 200                        | 300                        | 200                        | 200                    | 3900                |
| WITH ELEVATOR   | 3 600  | 1 600                   | 800                      | 300                      | 300                      | 200                        | -                          | 200                        | 200                    | ...                 |
| OWNED SECOND HOME   | 1 400  | 500                     | 200                      | 200                      | 200                      | 200                        | 200                        | -                          | 200                    | ...                 |
| <b>AUTOMOBILES AVAILABLE:</b>   |        |                         |                          |                          |                          |                            |                            |                            |                        |                     |
| 1.  | 26 000 | 1 000                   | 2 900                    | 2 900                    | 6 900                    | 6 000                      | 4 700                      | 1 000                      | 600                    | 9700                |
| 2.  | 6 200  | 500                     | -                        | 200                      | 500                      | 1 400                      | 1 600                      | 1 600                      | 500                    | 16900               |
| 3 OR MORE   | 200    | -                       | -                        | -                        | -                        | -                          | -                          | 200                        | -                      | ...                 |
| UNITS IN PUBLIC HOUSING PROJECT   | 17 000 | 5 900                   | 4 500                    | 1 400                    | 2 200                    | 2 600                      | 200                        | 200                        | -                      | 4100                |
| PRIVATE UNITS WITH GOVERNMENT RENT SUBSIDY                                  | 800    | -                       | 300                      | -                        | 200                      | 200                        | -                          | 200                        | -                      | ...                 |

<sup>1</sup>EXCLUDES 1-FAMILY HOMES ON 10 ACRES OR MORE.

TABLE B-5. VALUE OF OWNER OCCUPIED HOUSING UNITS WITH BLACK HOUSEHOLD HEAD: 1976

(DATA BASED ON SAMPLE, SEE TEXT. FOR MINIMUM BASE FOR DERIVED FIGURES (PERCENT, MEDIAN, ETC.) AND MEANING OF SYMBOLS, SEE TEXT)

| STANDARD METROPOLITAN STATISTICAL AREA<br>BALTIMORE, MD.<br>IN CENTRAL CITY | TOTAL  | LESS     | \$10,000 | \$20,000 | \$25,000 | \$30,000 | \$35,000 | \$40,000 | \$50,000 | MEDIAN<br>(DOLLARS) |
|---|--------|----------|----------|----------|----------|----------|----------|----------|----------|---------------------|
|   |        | THAN     | TO       | TO       | TO       | TO       | TO       | TO       | OR       |                     |
|   |        | \$10,000 | \$19,999 | \$24,999 | \$29,999 | \$34,999 | \$39,999 | \$49,999 | MORE     |                     |
| <b>SPECIFIED OWNER OCCUPIED<sup>1</sup></b> . . . . .                       | 37 900 | 8 100    | 13 400   | 4 700    | 5 200    | 3 400    | 1 300    | 1 400    | 400      | 18100               |
| <b>YEAR STRUCTURE BUILT</b>   |        |          |          |          |          |          |          |          |          |                     |
| APRIL 1970 OR LATER . . . . .   | -      | -        | -        | -        | -        | -        | -        | -        | -        | -                   |
| 1965 TO MARCH 1970 . . . . .  | 300    | -        | -        | -        | -        | -        | -        | -        | -        | -                   |
| 1960 TO 1964 . . . . .  | 1 000  | -        | 300      | 200      | 300      | -        | -        | -        | -        | ...                 |
| 1950 TO 1959 . . . . .  | 5 100  | -        | 1 600    | 700      | 1 300    | 1 200    | 200      | 200      | -        | 25900               |
| 1940 TO 1949 . . . . .  | 6 800  | 300      | 2 400    | 1 900    | 900      | 500      | -        | 600      | -        | 21600               |
| 1939 OR EARLIER . . . . .   | 24 700 | 7 700    | 9 000    | 1 900    | 2 900    | 1 800    | 800      | 600      | 400      | 15100               |
| <b>COMPLETE BATHROOMS</b>   |        |          |          |          |          |          |          |          |          |                     |
| 1 . . . . .   | 14 800 | 5 000    | 5 700    | 1 400    | 1 100    | 1 000    | 500      | -        | 200      | 14300               |
| 1 AND ONE-HALF . . . . .  | 13 800 | 1 800    | 5 200    | 2 000    | 2 400    | 1 300    | 500      | 500      | 200      | 19800               |
| 2 OR MORE . . . . .   | 9 300  | 1 300    | 2 500    | 1 300    | 1 700    | 1 200    | 300      | 1 000    | -        | 23400               |
| ALSO USED BY ANOTHER HOUSEHOLD . . . . .                                    | -      | -        | -        | -        | -        | -        | -        | -        | -        | -                   |
| NONE . . . . .  | -      | -        | -        | -        | -        | -        | -        | -        | -        | -                   |
| <b>COMPLETE KITCHEN FACILITIES</b>  |        |          |          |          |          |          |          |          |          |                     |
| FOR EXCLUSIVE USE OF HOUSEHOLD . . . . .                                    | 37 900 | 8 100    | 13 400   | 4 700    | 5 200    | 3 400    | 1 300    | 1 400    | 400      | 18100               |
| ALSO USED BY ANOTHER HOUSEHOLD . . . . .                                    | -      | -        | -        | -        | -        | -        | -        | -        | -        | -                   |
| NO COMPLETE KITCHEN FACILITIES . . . . .                                    | -      | -        | -        | -        | -        | -        | -        | -        | -        | -                   |
| <b>ROOMS</b>  |        |          |          |          |          |          |          |          |          |                     |
| 1 AND 2 ROOMS . . . . .   | -      | -        | -        | -        | -        | -        | -        | -        | -        | -                   |
| 3 ROOMS . . . . .   | -      | -        | -        | -        | -        | -        | -        | -        | -        | -                   |
| 4 ROOMS . . . . .   | 600    | 300      | 300      | -        | -        | -        | -        | -        | -        | -                   |
| 5 ROOMS . . . . .   | 2 600  | 200      | 1 300    | 200      | 900      | -        | -        | -        | -        | ...                 |
| 6 ROOMS . . . . .   | 22 200 | 5 400    | 7 400    | 3 400    | 2 400    | 2 300    | 600      | 500      | 200      | 17700               |
| 7 ROOMS OR MORE . . . . .   | 12 500 | 2 200    | 4 300    | 1 100    | 1 900    | 1 200    | 700      | 1 000    | 200      | 19300               |
| MEDIAN . . . . .  | 6.2    | 6.2      | 6.2      | 6.1      | 6.2      | ...      | ...      | ...      | ...      | ...                 |
| <b>BEDROOMS</b>   |        |          |          |          |          |          |          |          |          |                     |
| NONE AND 1 . . . . .  | 100    | 100      | -        | -        | -        | -        | -        | -        | -        | ...                 |
| 2 . . . . .   | 3 300  | 300      | 1 400    | 500      | 600      | 300      | 200      | -        | -        | ...                 |
| 3 OR MORE . . . . .   | 34 400 | 7 600    | 12 000   | 4 200    | 4 600    | 3 100    | 1 100    | 1 400    | 400      | 18000               |
| <b>PERSONS</b>  |        |          |          |          |          |          |          |          |          |                     |
| 1 PERSON . . . . .  | 4 900  | 1 900    | 1 300    | 800      | 600      | 300      | -        | -        | -        | 14400               |
| 2 PERSONS . . . . .   | 8 000  | 1 300    | 3 500    | 600      | 600      | 1 000    | 300      | 600      | -        | 17600               |
| 3 PERSONS . . . . .   | 7 500  | 2 000    | 2 100    | 1 200    | 1 100    | 800      | -        | 200      | 200      | 18500               |
| 4 PERSONS . . . . .   | 6 900  | 1 100    | 1 800    | 1 600    | 1 600    | 300      | 200      | 200      | 200      | 21800               |
| 5 PERSONS . . . . .   | 4 600  | 1 000    | 2 400    | 200      | 500      | 200      | 200      | 200      | -        | 15700               |
| 6 PERSONS OR MORE . . . . .   | 5 900  | 800      | 2 400    | 300      | 800      | 800      | 500      | 300      | -        | 18900               |
| MEDIAN . . . . .  | 3.3    | 2.9      | 3.4      | 3.3      | 3.7      | ...      | ...      | ...      | ...      | ...                 |
| UNITS WITH SUBFAMILIES . . . . .  | 1 100  | 200      | 500      | -        | 200      | 300      | -        | -        | -        | ...                 |
| UNITS WITH NONRELATIVES . . . . .   | 3 700  | 500      | 1 900    | 300      | 500      | 300      | 200      | -        | -        | ...                 |
| <b>PLUMBING FACILITIES BY PERSONS PER ROOM</b>                              |        |          |          |          |          |          |          |          |          |                     |
| WITH ALL PLUMBING FACILITIES . . . . .                                      | 37 900 | 8 100    | 13 400   | 4 700    | 5 200    | 3 400    | 1 300    | 1 400    | 400      | 18100               |
| 1.00 OR LESS . . . . .  | 36 000 | 7 700    | 12 400   | 4 700    | 4 900    | 3 300    | 1 100    | 1 400    | 400      | 18200               |
| 1.01 TO 1.50 . . . . .  | 1 600  | 300      | 800      | -        | 200      | 200      | -        | -        | -        | ...                 |
| 1.51 OR MORE . . . . .  | 300    | -        | 200      | -        | 200      | -        | -        | -        | -        | ...                 |
| LACKING SOME OR ALL PLUMBING FACILITIES . . . . .                           | -      | -        | -        | -        | -        | -        | -        | -        | -        | ...                 |
| 1.00 OR LESS . . . . .  | -      | -        | -        | -        | -        | -        | -        | -        | -        | ...                 |
| 1.01 TO 1.50 . . . . .  | -      | -        | -        | -        | -        | -        | -        | -        | -        | ...                 |
| 1.51 OR MORE . . . . .  | -      | -        | -        | -        | -        | -        | -        | -        | -        | ...                 |
| <b>HOUSEHOLD COMPOSITION BY AGE OF HEAD</b>                                 |        |          |          |          |          |          |          |          |          |                     |
| 2-OR-MORE-PERSON HOUSEHOLDS . . . . .                                       | 33 000 | 6 200    | 12 200   | 3 900    | 4 600    | 3 100    | 1 300    | 1 400    | 400      | 18500               |
| MALE HEAD, WIFE PRESENT, NO NONRELATIVES . . . . .                          | 21 200 | 3 300    | 7 300    | 2 600    | 3 800    | 2 100    | 800      | 1 100    | 200      | 20000               |
| UNDER 25 YEARS . . . . .  | 200    | -        | 200      | -        | -        | -        | -        | -        | -        | ...                 |
| 25 TO 29 YEARS . . . . .  | 1 100  | 100      | -        | 300      | 300      | 200      | 200      | -        | -        | ...                 |
| 30 TO 34 YEARS . . . . .  | 1 500  | 200      | 600      | -        | 500      | -        | 200      | -        | -        | ...                 |
| 35 TO 44 YEARS . . . . .  | 3 500  | 200      | 1 100    | 800      | 1 000    | 300      | -        | -        | 200      | ...                 |
| 45 TO 64 YEARS . . . . .  | 11 300 | 1 800    | 3 700    | 1 500    | 1 900    | 1 100    | 300      | 900      | -        | ...                 |
| 65 YEARS AND OVER . . . . .   | 3 600  | 1 000    | 1 700    | -        | 200      | 500      | 200      | 200      | -        | 20400               |
| OTHER MALE HEAD . . . . .   | 3 400  | 700      | 1 800    | 200      | 300      | 500      | -        | -        | -        | ...                 |
| UNDER 65 YEARS . . . . .  | 2 300  | 300      | 1 500    | 200      | -        | 300      | -        | -        | -        | ...                 |
| 65 YEARS AND OVER . . . . .   | 1 100  | 300      | 300      | -        | 300      | 200      | -        | -        | -        | ...                 |
| FEMALE HEAD . . . . .   | 8 400  | 2 200    | 3 000    | 1 100    | 500      | 500      | 500      | 300      | 200      | 16450               |
| UNDER 65 YEARS . . . . .  | 7 300  | 1 600    | 2 900    | 1 100    | 300      | 500      | 300      | 300      | 200      | 17100               |
| 65 YEARS AND OVER . . . . .   | 1 100  | 700      | 200      | -        | 100      | -        | 200      | -        | -        | ...                 |
| 1-PERSON HOUSEHOLDS . . . . .   | 4 900  | 1 900    | 1 300    | 800      | 600      | 300      | 200      | -        | -        | 14400               |
| UNDER 65 YEARS . . . . .  | 3 200  | 800      | 900      | 600      | 600      | 200      | -        | -        | -        | ...                 |
| 65 YEARS AND OVER . . . . .   | 1 700  | 1 100    | 300      | 200      | -        | 200      | -        | -        | -        | ...                 |
| <b>OWN CHILDREN UNDER 18 YEARS OLD BY AGE GROUP</b>                         |        |          |          |          |          |          |          |          |          |                     |
| NO OWN CHILDREN UNDER 18 YEARS . . . . .                                    | 22 600 | 6 100    | 8 100    | 2 300    | 2 700    | 2 000    | 600      | 800      | -        | 16400               |
| WITH OWN CHILDREN UNDER 18 YEARS . . . . .                                  | 15 300 | 1 900    | 5 300    | 2 400    | 2 600    | 1 500    | 700      | 600      | 400      | 20900               |
| UNDER 6 YEARS ONLY . . . . .  | 700    | -        | 200      | -        | 300      | -        | 200      | -        | -        | ...                 |
| 1 . . . . .   | 300    | -        | 200      | -        | 200      | -        | -        | -        | -        | ...                 |
| 2 . . . . .   | 300    | -        | -        | -        | 200      | -        | -        | -        | -        | ...                 |
| 3 OR MORE . . . . .   | -      | -        | -        | -        | -        | -        | -        | -        | -        | ...                 |
| 6 TO 17 YEARS ONLY . . . . .  | 12 500 | 1 600    | 4 200    | 1 900    | 1 900    | 1 500    | 300      | 600      | 400      | 21000               |
| 1 . . . . .   | 5 800  | 800      | 1 900    | 1 000    | 1 000    | 700      | -        | 300      | 200      | 20800               |
| 2 . . . . .   | 2 900  | -        | 1 300    | 700      | 200      | 500      | 100      | -        | -        | ...                 |
| 3 OR MORE . . . . .   | 3 700  | 800      | 1 000    | 300      | 600      | 300      | 200      | 300      | -        | ...                 |
| BOTH AGE GROUPS . . . . .   | 2 200  | 300      | 900      | 500      | 300      | 300      | 200      | -        | -        | ...                 |
| 2 . . . . .   | 800    | 200      | -        | 300      | 300      | -        | -        | -        | -        | ...                 |
| 3 OR MORE . . . . .   | 1 400  | 100      | 900      | 200      | -        | -        | -        | -        | -        | ...                 |

<sup>1</sup>LIMITED TO 1-FAMILY HOMES ON LESS THAN 10 ACRES AND NO BUSINESS ON PROPERTY.

TABLE B-5. VALUE OF OWNER OCCUPIED HOUSING UNITS WITH BLACK HOUSEHOLD HEAD: 1976--CONTINUED

(DATA BASED ON SAMPLE, SEE TEXT. FOR MINIMUM BASE FOR DERIVED FIGURES (PERCENT, MEDIAN, ETC.) AND MEANING OF SYMBOLS, SEE TEXT)

| STANDARD METROPOLITAN STATISTICAL AREA<br>BALTIMORE, MD.<br>IN CENTRAL CITY    | TOTAL  | LESS<br>THAN<br>\$10,000 | \$10,000<br>TO<br>\$19,999 | \$20,000<br>TO<br>\$24,999 | \$25,000<br>TO<br>\$29,999 | \$30,000<br>TO<br>\$34,999 | \$35,000<br>TO<br>\$39,999 | \$40,000<br>TO<br>\$49,999 | \$50,000<br>OR<br>MORE | MEDIAN<br>(DOLLARS) |
|--|--------|--------------------------|----------------------------|----------------------------|----------------------------|----------------------------|----------------------------|----------------------------|------------------------|---------------------|
| SPECIFIED OWNER OCCUPIED <sup>1</sup> --CONTINUED                              |        |                          |                            |                            |                            |                            |                            |                            |                        |                     |
| YEARS OF SCHOOL COMPLETED BY HEAD  |        |                          |                            |                            |                            |                            |                            |                            |                        |                     |
| NO SCHOOL YEARS COMPLETED . . . . .  | 400    | 200                      | 200                        | -                          | -                          | -                          | -                          | -                          | -                      | ...                 |
| ELEMENTARY:  |        |                          |                            |                            |                            |                            |                            |                            |                        |                     |
| LESS THAN 8 YEARS . . . . .  | 6 600  | 2 900                    | 2 900                      | 100                        | 200                        | 300                        | -                          | 200                        | -                      | 11300               |
| 8 YEARS . . . . .  | 4 200  | 800                      | 1 700                      | 300                        | 900                        | 200                        | 300                        | -                          | -                      | 17800               |
| HIGH SCHOOL:   |        |                          |                            |                            |                            |                            |                            |                            |                        |                     |
| 1 TO 3 YEARS . . . . .   | 10 200 | 1 900                    | 3 800                      | 1 800                      | 1 400                      | 1 000                      | -                          | 300                        | -                      | 18400               |
| 4 YEARS . . . . .  | 10 400 | 1 600                    | 2 900                      | 1 500                      | 2 200                      | 1 300                      | 300                        | 300                        | 200                    | 22200               |
| COLLEGE:   |        |                          |                            |                            |                            |                            |                            |                            |                        |                     |
| 1 TO 3 YEARS . . . . .   | 3 300  | 500                      | 1 500                      | 300                        | -                          | 300                        | 500                        | -                          | 200                    | ...                 |
| 4 YEARS OR MORE . . . . .  | 2 900  | 200                      | 500                        | 600                        | 500                        | 300                        | 200                        | 600                        | -                      | ...                 |
| MEDIAN . . . . .   | 11.4   | 9.2                      | 10.8                       | 12.1                       | 12.0                       | ...                        | ...                        | ...                        | ...                    | ...                 |
| YEAR HEAD MOVED INTO UNIT  |        |                          |                            |                            |                            |                            |                            |                            |                        |                     |
| 1975 OR LATER . . . . .  | 2 800  | 200                      | 1 100                      | 200                        | 600                        | 400                        | 300                        | -                          | -                      | ...                 |
| MOVED IN WITHIN PAST 12 MONTHS . . . . .                                       | 1 600  | 200                      | 600                        | -                          | 500                        | 200                        | 200                        | -                          | -                      | ...                 |
| APRIL 1970 TO 1974 . . . . .   | 6 100  | 300                      | 2 500                      | 1 300                      | 800                        | 500                        | 500                        | 200                        | -                      | 20700               |
| 1965 TO MARCH 1970 . . . . .   | 8 700  | 1 600                    | 3 200                      | 1 300                      | 1 300                      | 700                        | 200                        | 300                        | 200                    | 18700               |
| 1960 TO 1964 . . . . .   | 6 200  | 1 100                    | 2 100                      | 600                        | 1 400                      | 500                        | 200                        | 200                        | 200                    | 19600               |
| 1950 TO 1959 . . . . .   | 11 100 | 2 900                    | 3 500                      | 1 300                      | 1 100                      | 1 400                      | 200                        | 800                        | -                      | 17600               |
| 1949 OR EARLIER . . . . .  | 3 000  | 2 000                    | 1 000                      | -                          | -                          | -                          | -                          | -                          | -                      | ...                 |
| MORTGAGE STATUS  |        |                          |                            |                            |                            |                            |                            |                            |                        |                     |
| MORTGAGE, DEED OF TRUST, OR LAND CONTRACT . . . . .                            | 24 000 | 2 700                    | 9 700                      | 3 600                      | 4 100                      | 2 200                      | 1 000                      | 500                        | 400                    | 19600               |
| OWNED FREE AND CLEAR . . . . .   | 13 900 | 5 400                    | 3 700                      | 1 100                      | 1 100                      | 1 300                      | 300                        | 1 000                      | -                      | 14200               |
| MORTGAGE INSURANCE   |        |                          |                            |                            |                            |                            |                            |                            |                        |                     |
| UNITS WITH MORTGAGE OR SIMILAR DEBT . . . . .                                  | 24 000 | 2 700                    | 9 700                      | 3 600                      | 4 100                      | 2 200                      | 1 000                      | 500                        | 400                    | 19600               |
| INSURED BY FHA, VA, OR FARMERS HOME ADMIN. . . . .                             | 12 000 | 800                      | 5 000                      | 2 100                      | 2 200                      | 1 100                      | 300                        | 200                        | 200                    | 20400               |
| NOT INSURED OR INSURED BY PRIVATE MORTGAGE<br>INSURANCE <sup>2</sup> . . . . . | 9 700  | 1 600                    | 3 700                      | 1 300                      | 1 600                      | 900                        | 300                        | 200                        | 200                    | 18800               |
| DON'T KNOW . . . . .   | 1 900  | 200                      | 800                        | 200                        | 300                        | 200                        | 200                        | -                          | -                      | ...                 |
| NOT REPORTED . . . . .   | 500    | 200                      | 200                        | -                          | -                          | -                          | -                          | -                          | -                      | ...                 |
| UNITS OWNED FREE AND CLEAR . . . . .   | 13 900 | 5 400                    | 3 700                      | 1 100                      | 1 100                      | 1 300                      | 300                        | 1 000                      | -                      | 14200               |
| REAL ESTATE TAXES LAST YEAR  |        |                          |                            |                            |                            |                            |                            |                            |                        |                     |
| MEAN (PER \$1,000 VALUE) . . . . .   | 26     | 44                       | 26                         | 21                         | 21                         | ...                        | ...                        | ...                        | ...                    | ...                 |
| SELECTED MONTHLY HOUSING COSTS <sup>3</sup>                                    |        |                          |                            |                            |                            |                            |                            |                            |                        |                     |
| UNITS WITH A MORTGAGE . . . . .  |        |                          |                            |                            |                            |                            |                            |                            |                        |                     |
| LESS THAN \$100 . . . . .  | 24 000 | 2 700                    | 9 700                      | 3 600                      | 4 100                      | 2 200                      | 1 000                      | 500                        | 400                    | 19600               |
| \$100 TO \$149 . . . . .   | -      | -                        | -                          | -                          | -                          | -                          | -                          | -                          | -                      | -                   |
| \$150 TO \$199 . . . . .   | 2 100  | 500                      | 1 000                      | 300                        | 100                        | 200                        | -                          | -                          | -                      | -                   |
| \$200 TO \$249 . . . . .   | 8 100  | 900                      | 4 100                      | 1 300                      | 1 100                      | 600                        | -                          | -                          | -                      | 17700               |
| \$250 TO \$299 . . . . .   | 9 000  | 1 000                    | 3 400                      | 1 500                      | 1 700                      | 800                        | 300                        | 200                        | 200                    | 20500               |
| \$300 TO \$399 . . . . .   | 2 600  | -                        | 800                        | 300                        | 500                        | 300                        | 200                        | 200                        | 200                    | ...                 |
| \$400 OR MORE . . . . .  | 1 600  | -                        | 300                        | 200                        | 600                        | 200                        | 200                        | 200                        | -                      | ...                 |
| NOT REPORTED . . . . .   | 600    | 300                      | 200                        | -                          | -                          | -                          | 200                        | -                          | -                      | ...                 |
| MEDIAN . . . . .   | 208    | ...                      | 196                        | ...                        | 222                        | ...                        | ...                        | ...                        | ...                    | ...                 |
| UNITS OWNED FREE AND CLEAR . . . . .   |        |                          |                            |                            |                            |                            |                            |                            |                        |                     |
| LESS THAN \$50 . . . . .   | 13 900 | 5 400                    | 3 700                      | 1 100                      | 1 100                      | 1 300                      | 300                        | 1 000                      | -                      | 14200               |
| \$50 TO \$69 . . . . .   | 500    | 300                      | -                          | -                          | -                          | 200                        | -                          | -                          | -                      | ...                 |
| \$70 TO \$99 . . . . .   | 2 000  | 1 300                    | 500                        | -                          | -                          | 200                        | -                          | -                          | -                      | ...                 |
| \$100 TO \$149 . . . . .   | 4 400  | 1 500                    | 1 700                      | 500                        | 400                        | -                          | 200                        | -                          | -                      | 13800               |
| \$150 TO \$199 . . . . .   | 4 700  | 1 300                    | 1 500                      | 500                        | 500                        | 300                        | 200                        | 700                        | -                      | 18100               |
| \$200 OR MORE . . . . .  | 500    | 500                      | -                          | -                          | -                          | -                          | -                          | -                          | -                      | ...                 |
| NOT REPORTED . . . . .   | 200    | -                        | -                          | -                          | -                          | -                          | -                          | 200                        | -                      | ...                 |
| NOT COMPUTED . . . . .   | 1 700  | 500                      | 200                        | 200                        | 200                        | 600                        | -                          | 100                        | -                      | ...                 |
| MEDIAN . . . . .   | 94     | 86                       | ...                        | ...                        | ...                        | ...                        | ...                        | ...                        | ...                    | ...                 |
| SELECTED MONTHLY HOUSING COSTS AS PERCENTAGE<br>OF INCOME <sup>3</sup>         |        |                          |                            |                            |                            |                            |                            |                            |                        |                     |
| UNITS WITH A MORTGAGE . . . . .  |        |                          |                            |                            |                            |                            |                            |                            |                        |                     |
| LESS THAN 10 PERCENT . . . . .   | 24 000 | 2 700                    | 9 700                      | 3 600                      | 4 100                      | 2 200                      | 1 000                      | 500                        | 400                    | 19600               |
| 10 TO 14 PERCENT . . . . .   | 3 400  | 200                      | 1 100                      | 500                        | 600                        | 800                        | 200                        | -                          | -                      | ...                 |
| 15 TO 19 PERCENT . . . . .   | 5 800  | 600                      | 2 100                      | 1 000                      | 1 100                      | 300                        | 100                        | 300                        | 200                    | 20900               |
| 20 TO 24 PERCENT . . . . .   | 4 500  | 500                      | 1 900                      | 300                        | 900                        | 300                        | 300                        | 200                        | -                      | 19200               |
| 25 TO 34 PERCENT . . . . .   | 3 000  | 200                      | 1 900                      | 200                        | 800                        | -                          | -                          | -                          | -                      | ...                 |
| 35 PERCENT OR MORE . . . . .   | 2 800  | 300                      | 1 700                      | 1 000                      | 200                        | 500                        | -                          | -                          | 200                    | ...                 |
| NOT COMPUTED . . . . .   | 3 900  | 500                      | 1 900                      | 600                        | 500                        | 200                        | 200                        | -                          | -                      | 17500               |
| NOT REPORTED . . . . .   | 200    | 200                      | -                          | -                          | -                          | -                          | -                          | -                          | -                      | ...                 |
| NOT COMPUTED . . . . .   | 600    | 300                      | 200                        | -                          | -                          | -                          | 200                        | -                          | -                      | ...                 |
| MEDIAN . . . . .   | 18     | ...                      | 19                         | ...                        | 17                         | ...                        | ...                        | ...                        | ...                    | ...                 |
| UNITS OWNED FREE AND CLEAR . . . . .   |        |                          |                            |                            |                            |                            |                            |                            |                        |                     |
| LESS THAN 10 PERCENT . . . . .   | 13 900 | 5 400                    | 3 700                      | 1 100                      | 1 100                      | 1 300                      | 300                        | 1 000                      | -                      | 14200               |
| 10 TO 14 PERCENT . . . . .   | 4 600  | 1 000                    | 2 100                      | 600                        | 300                        | 300                        | -                          | 300                        | -                      | 16500               |
| 15 TO 19 PERCENT . . . . .   | 1 700  | 900                      | 200                        | 200                        | -                          | -                          | 300                        | 200                        | -                      | ...                 |
| 20 TO 24 PERCENT . . . . .   | 1 600  | 1 000                    | -                          | 200                        | 200                        | 200                        | -                          | 200                        | -                      | ...                 |
| 25 TO 34 PERCENT . . . . .   | 800    | 100                      | 600                        | -                          | -                          | -                          | -                          | -                          | -                      | ...                 |
| 35 PERCENT OR MORE . . . . .   | 1 900  | 1 500                    | 200                        | -                          | -                          | -                          | -                          | 200                        | -                      | ...                 |
| NOT COMPUTED . . . . .   | 1 400  | 500                      | 500                        | -                          | 500                        | -                          | -                          | -                          | -                      | ...                 |
| NOT REPORTED . . . . .   | 200    | -                        | -                          | -                          | -                          | -                          | -                          | -                          | -                      | ...                 |
| NOT COMPUTED . . . . .   | 1 700  | 500                      | 200                        | 200                        | 200                        | 600                        | -                          | 100                        | -                      | ...                 |
| MEDIAN . . . . .   | 14     | 18                       | ...                        | ...                        | ...                        | ...                        | ...                        | ...                        | ...                    | ...                 |
| ACQUISITION OF PROPERTY  |        |                          |                            |                            |                            |                            |                            |                            |                        |                     |
| PLACED OR ASSUMED A MORTGAGE . . . . .   | 34 900 | 6 700                    | 12 600                     | 4 700                      | 5 100                      | 3 100                      | 1 100                      | 1 300                      | 400                    | 18500               |
| ACQUIRED THROUGH INHERITANCE OR GIFT . . . . .                                 | 700    | 300                      | 300                        | -                          | -                          | -                          | -                          | -                          | -                      | ...                 |
| PAID ALL CASH . . . . .  | 1 000  | 500                      | 200                        | -                          | -                          | -                          | 200                        | 200                        | -                      | ...                 |
| ACQUIRED IN OTHER MANNER . . . . .   | 800    | 500                      | 200                        | -                          | 200                        | -                          | -                          | -                          | -                      | ...                 |
| NOT REPORTED . . . . .   | 500    | -                        | 200                        | -                          | -                          | 300                        | -                          | -                          | -                      | ...                 |

<sup>1</sup>LIMITED TO 1-FAMILY HOMES ON LESS THAN 10 ACRES AND NO BUSINESS ON PROPERTY.

<sup>2</sup>DATA ARE NOT SEPARABLE.

<sup>3</sup>SUM OF PAYMENTS FOR REAL ESTATE TAXES, PROPERTY INSURANCE, UTILITIES, FUEL, WATER, GARBAGE AND TRASH COLLECTION, AND MORTGAGE AT TIME OF ENUMERATION.



TABLE B-5. VALUE OF OWNER OCCUPIED HOUSING UNITS WITH BLACK HOUSEHOLD HEAD: 1976--CONTINUED

(DATA BASED ON SAMPLE, SEE TEXT. FOR MINIMUM BASE FOR DERIVED FIGURES (PERCENT, MEDIAN, ETC.) AND MEANING OF SYMBOLS, SEE TEXT)

| STANDARD METROPOLITAN STATISTICAL AREA<br>BALTIMORE, MD.<br>IN CENTRAL CITY | TOTAL  | LESS<br>THAN<br>\$10,000 | \$10,000<br>TO<br>\$19,999 | \$20,000<br>TO<br>\$24,999 | \$25,000<br>TO<br>\$29,999 | \$30,000<br>TO<br>\$34,999 | \$35,000<br>TO<br>\$39,999 | \$40,000<br>TO<br>\$49,999 | \$50,000<br>OR<br>MORE | MEDIAN<br>(DOLLARS) |
|---|--------|--------------------------|----------------------------|----------------------------|----------------------------|----------------------------|----------------------------|----------------------------|------------------------|---------------------|
| SPECIFIED OWNER OCCUPIED <sup>1</sup> --CONTINUED                           |        |                          |                            |                            |                            |                            |                            |                            |                        |                     |
| ALTERATIONS AND REPAIRS DURING LAST 12 MONTHS                               |        |                          |                            |                            |                            |                            |                            |                            |                        |                     |
| NO ALTERATIONS OR REPAIRS . . . . .   | 11 700 | 2 700                    | 4 500                      | 1 100                      | 1 900                      | 700                        | 700                        | 200                        | -                      | 16900               |
| ALTERATIONS AND REPAIRS COSTING LESS THAN \$100 <sup>2</sup> . . . . .      | 12 100 | 2 100                    | 4 200                      | 1 300                      | 1 900                      | 1 600                      | 200                        | 500                        | 400                    | 19500               |
| ADDITIONS . . . . .   | 200    | -                        | -                          | -                          | -                          | -                          | -                          | -                          | 200                    | ...                 |
| ALTERATIONS . . . . .   | 1 500  | -                        | 1 000                      | -                          | 300                        | 200                        | -                          | -                          | -                      | ...                 |
| REPLACEMENTS . . . . .  | 1 800  | 500                      | 700                        | 200                        | 200                        | 300                        | -                          | -                          | -                      | ...                 |
| REPAIRS . . . . .   | 9 400  | 1 700                    | 2 900                      | 1 200                      | 1 400                      | 1 300                      | 200                        | 500                        | 200                    | 20100               |
| ALTERATIONS AND REPAIRS COSTING \$100 OR MORE <sup>2</sup> . . . . .        | 20 500 | 4 500                    | 7 100                      | 2 900                      | 2 400                      | 1 600                      | 500                        | 1 100                      | 400                    | 18000               |
| ADDITIONS . . . . .   | 600    | 300                      | -                          | 300                        | -                          | -                          | -                          | -                          | -                      | ...                 |
| ALTERATIONS . . . . .   | 6 800  | 1 300                    | 3 000                      | 1 100                      | 300                        | 300                        | 500                        | 300                        | -                      | 17100               |
| REPLACEMENTS . . . . .  | 12 300 | 2 400                    | 4 100                      | 1 800                      | 2 000                      | 800                        | 300                        | 600                        | 200                    | 19100               |
| REPAIRS . . . . .   | 10 000 | 2 100                    | 3 200                      | 1 800                      | 800                        | 700                        | 500                        | 800                        | 200                    | 19000               |
| NOT REPORTED . . . . .  | 200    | -                        | -                          | -                          | -                          | 200                        | -                          | -                          | -                      | ...                 |
| PLANS FOR IMPROVEMENTS DURING NEXT 12 MONTHS                                |        |                          |                            |                            |                            |                            |                            |                            |                        |                     |
| NONE PLANNED . . . . .  | 11 900 | 2 600                    | 3 600                      | 1 500                      | 2 200                      | 800                        | 300                        | 1 000                      | -                      | 19400               |
| SOME PLANNED . . . . .  | 21 800 | 4 500                    | 8 300                      | 2 900                      | 2 700                      | 2 000                      | 700                        | 500                        | 400                    | 17700               |
| COSTING LESS THAN \$100 . . . . .   | 2 300  | 200                      | 800                        | 200                        | 300                        | 700                        | -                          | -                          | 200                    | ...                 |
| COSTING \$100 OR MORE . . . . .   | 18 300 | 4 000                    | 7 300                      | 2 600                      | 2 200                      | 1 100                      | 700                        | 200                        | 200                    | 17600               |
| DON'T KNOW . . . . .  | 1 100  | 300                      | 100                        | -                          | 100                        | -                          | -                          | 300                        | -                      | ...                 |
| NOT REPORTED . . . . .  | 100    | -                        | -                          | 100                        | -                          | -                          | -                          | -                          | -                      | ...                 |
| DON'T KNOW . . . . .  | 4 000  | 1 000                    | 1 600                      | 300                        | 300                        | 500                        | 300                        | -                          | -                      | 16700               |
| NOT REPORTED . . . . .  | 200    | -                        | -                          | -                          | -                          | 200                        | -                          | -                          | -                      | ...                 |
| HEATING EQUIPMENT   |        |                          |                            |                            |                            |                            |                            |                            |                        |                     |
| WARM-AIR FURNACE . . . . .  | 12 900 | 3 900                    | 2 900                      | 1 600                      | 2 200                      | 1 500                      | 300                        | 500                        | -                      | 19000               |
| HEAT PUMP . . . . .   | -      | -                        | -                          | -                          | -                          | -                          | -                          | -                          | -                      | -                   |
| STEAM OR HOT WATER . . . . .  | 24 000 | 3 700                    | 10 000                     | 3 100                      | 3 000                      | 2 000                      | 1 000                      | 900                        | 400                    | 18200               |
| BUILT-IN ELECTRIC UNITS . . . . .   | -      | -                        | -                          | -                          | -                          | -                          | -                          | -                          | -                      | -                   |
| FLOOR, WALL, OR PIPELESS FURNACE . . . . .                                  | 500    | 200                      | 300                        | -                          | -                          | -                          | -                          | -                          | -                      | ...                 |
| OTHER MEANS . . . . .   | 500    | 300                      | 200                        | -                          | -                          | -                          | -                          | -                          | -                      | ...                 |
| NONE . . . . .  | -      | -                        | -                          | -                          | -                          | -                          | -                          | -                          | -                      | ...                 |
| AIR CONDITIONING  |        |                          |                            |                            |                            |                            |                            |                            |                        |                     |
| ROOM UNIT(S) . . . . .  | 18 100 | 3 200                    | 6 100                      | 2 900                      | 2 500                      | 2 000                      | 300                        | 800                        | 400                    | 19700               |
| CENTRAL SYSTEM . . . . .  | 2 500  | 200                      | 200                        | 700                        | 300                        | 300                        | 500                        | 300                        | -                      | -                   |
| NONE . . . . .  | 17 300 | 4 700                    | 7 200                      | 1 100                      | 2 400                      | 1 100                      | 500                        | 300                        | -                      | 15500               |
| BASEMENT  |        |                          |                            |                            |                            |                            |                            |                            |                        |                     |
| WITH BASEMENT . . . . .   | 37 600 | 8 100                    | 13 100                     | 4 700                      | 5 200                      | 3 400                      | 1 300                      | 1 400                      | 400                    | 18200               |
| NO BASEMENT . . . . .   | 300    | -                        | 300                        | -                          | -                          | -                          | -                          | -                          | -                      | ...                 |
| SOURCE OF WATER   |        |                          |                            |                            |                            |                            |                            |                            |                        |                     |
| PUBLIC SYSTEM OR PRIVATE COMPANY . . . . .                                  | 37 900 | 8 100                    | 13 400                     | 4 700                      | 5 200                      | 3 400                      | 1 300                      | 1 400                      | 400                    | 18100               |
| INDIVIDUAL WELL . . . . .   | -      | -                        | -                          | -                          | -                          | -                          | -                          | -                          | -                      | -                   |
| OTHER . . . . .   | -      | -                        | -                          | -                          | -                          | -                          | -                          | -                          | -                      | -                   |
| SEWAGE DISPOSAL   |        |                          |                            |                            |                            |                            |                            |                            |                        |                     |
| PUBLIC SEWER . . . . .  | 37 900 | 8 100                    | 13 400                     | 4 700                      | 5 200                      | 3 400                      | 1 300                      | 1 400                      | 400                    | 18100               |
| SEPTIC TANK OR CESSPOOL . . . . .   | -      | -                        | -                          | -                          | -                          | -                          | -                          | -                          | -                      | -                   |
| OTHER . . . . .   | -      | -                        | -                          | -                          | -                          | -                          | -                          | -                          | -                      | -                   |
| HOUSE HEATING FUEL  |        |                          |                            |                            |                            |                            |                            |                            |                        |                     |
| UTILITY GAS . . . . .   | 14 800 | 2 100                    | 5 300                      | 2 600                      | 2 500                      | 1 500                      | 300                        | 500                        | -                      | 20000               |
| BOTTLED, TANK, OR LP GAS . . . . .  | -      | -                        | -                          | -                          | -                          | -                          | -                          | -                          | -                      | -                   |
| FUEL OIL, KEROSENE, ETC. . . . .  | 22 800 | 5 700                    | 8 100                      | 2 100                      | 2 700                      | 2 000                      | 1 000                      | 1 000                      | 400                    | 17100               |
| ELECTRICITY . . . . .   | -      | -                        | -                          | -                          | -                          | -                          | -                          | -                          | -                      | -                   |
| COAL OR COKE . . . . .  | 300    | 300                      | -                          | -                          | -                          | -                          | -                          | -                          | -                      | ...                 |
| WOOD . . . . .  | -      | -                        | -                          | -                          | -                          | -                          | -                          | -                          | -                      | ...                 |
| OTHER FUEL . . . . .  | -      | -                        | -                          | -                          | -                          | -                          | -                          | -                          | -                      | ...                 |
| NONE . . . . .  | -      | -                        | -                          | -                          | -                          | -                          | -                          | -                          | -                      | ...                 |
| COOKING FUEL  |        |                          |                            |                            |                            |                            |                            |                            |                        |                     |
| UTILITY GAS . . . . .   | 36 500 | 7 900                    | 13 000                     | 4 500                      | 5 200                      | 3 300                      | 1 300                      | 1 100                      | 200                    | 18000               |
| BOTTLED, TANK, OR LP GAS . . . . .  | -      | -                        | -                          | -                          | -                          | -                          | -                          | -                          | -                      | -                   |
| ELECTRICITY . . . . .   | 1 300  | -                        | 500                        | 200                        | -                          | 200                        | -                          | 300                        | 200                    | ...                 |
| FUEL OIL, KEROSENE, ETC. . . . .  | -      | -                        | -                          | -                          | -                          | -                          | -                          | -                          | -                      | ...                 |
| COAL OR COKE . . . . .  | 200    | 200                      | -                          | -                          | -                          | -                          | -                          | -                          | -                      | ...                 |
| WOOD . . . . .  | -      | -                        | -                          | -                          | -                          | -                          | -                          | -                          | -                      | ...                 |
| OTHER FUEL . . . . .  | -      | -                        | -                          | -                          | -                          | -                          | -                          | -                          | -                      | ...                 |
| NONE . . . . .  | -      | -                        | -                          | -                          | -                          | -                          | -                          | -                          | -                      | ...                 |
| SELECTED CHARACTERISTICS  |        |                          |                            |                            |                            |                            |                            |                            |                        |                     |
| OWNED SECOND HOME . . . . .   | 300    | -                        | -                          | -                          | -                          | -                          | -                          | 300                        | -                      | ...                 |
| WITH GARAGE OR CARPORT ON PROPERTY . . . . .                                | 9 200  | 700                      | 2 900                      | 800                        | 2 000                      | 1 000                      | 500                        | 1 100                      | 200                    | 25500               |
| AUTOMOBILES AVAILABLE: . . . . .  | -      | -                        | -                          | -                          | -                          | -                          | -                          | -                          | -                      | -                   |
| 1 . . . . .   | 18 500 | 3 200                    | 6 900                      | 1 600                      | 3 200                      | 1 900                      | 1 000                      | 500                        | 200                    | 18700               |
| 2 . . . . .   | 9 000  | 1 000                    | 3 100                      | 1 900                      | 1 300                      | 1 000                      | -                          | 500                        | 200                    | 21000               |
| 3 OR MORE . . . . .   | 1 800  | 200                      | 700                        | 200                        | 100                        | 300                        | -                          | 300                        | -                      | ...                 |
| TRUCKS AVAILABLE: . . . . .   | -      | -                        | -                          | -                          | -                          | -                          | -                          | -                          | -                      | -                   |
| 1 . . . . .   | 2 200  | 300                      | 500                        | 500                        | 500                        | 300                        | -                          | 200                        | -                      | ...                 |
| 2 OR MORE . . . . .   | -      | -                        | -                          | -                          | -                          | -                          | -                          | -                          | -                      | ...                 |
| FAILURES IN PLUMBING AND EQUIPMENT  |        |                          |                            |                            |                            |                            |                            |                            |                        |                     |
| UNITS OCCUPIED 3 MONTHS OR LONGER . . . . .                                 | 37 200 | 7 900                    | 13 300                     | 4 700                      | 5 100                      | 3 300                      | 1 300                      | 1 400                      | 400                    | 18100               |
| UNUSABLE 6 HOURS OR LONGER:   | -      | -                        | -                          | -                          | -                          | -                          | -                          | -                          | -                      | -                   |
| WATER SUPPLY . . . . .  | 800    | 200                      | 300                        | 100                        | -                          | 200                        | -                          | -                          | -                      | ...                 |
| SEWAGE DISPOSAL . . . . .   | 200    | -                        | 200                        | -                          | -                          | -                          | -                          | -                          | -                      | ...                 |
| FLUSH TOILET . . . . .  | 800    | -                        | 600                        | 200                        | -                          | -                          | -                          | -                          | -                      | ...                 |
| UNITS OCCUPIED LAST WINTER . . . . .  | 37 100 | 7 900                    | 13 400                     | 4 700                      | 4 700                      | 3 300                      | 1 300                      | 1 400                      | 400                    | 17900               |
| UNUSABLE 6 HOURS OR LONGER:   | -      | -                        | -                          | -                          | -                          | -                          | -                          | -                          | -                      | -                   |
| HEATING EQUIPMENT . . . . .   | 4 200  | 500                      | 1 600                      | 500                        | 800                        | 500                        | -                          | 300                        | -                      | 19800               |

<sup>1</sup>LIMITED TO 1-FAMILY HOMES ON LESS THAN 10 ACRES AND NO BUSINESS ON PROPERTY.  
<sup>2</sup>COMPONENTS MAY NOT ADD TO TOTAL BECAUSE MORE THAN ONE IMPROVEMENT WAS MADE.

TABLE B-6. GROSS RENT OF RENTER OCCUPIED HOUSING UNITS WITH BLACK HOUSEHOLD HEAD: 1976

(DATA BASED ON SAMPLE, SEE TEXT. FOR MINIMUM BASE FOR DERIVED FIGURES (PERCENT, MEDIAN, ETC.) AND MEANING OF SYMBOLS, SEE TEXT)

| STANDARD METROPOLITAN STATISTICAL AREA<br>BALTIMORE, MD.<br>IN CENTRAL CITY   | TOTAL  | LESS<br>THAN<br>\$70 | \$70<br>TO<br>\$99 | \$100<br>TO<br>\$149 | \$150<br>TO<br>\$199 | \$200<br>TO<br>\$249 | \$250<br>OR<br>MORE | NO<br>CASH<br>RENT | MEDIAN<br>(DOLLARS) |
|---|--------|----------------------|--------------------|----------------------|----------------------|----------------------|---------------------|--------------------|---------------------|
| SPECIFIED RENTER OCCUPIED <sup>1</sup><br>UNITS REPORTING AMOUNT PAID FOR GAR-<br>BAGE AND TRASH COLLECTION SERVICE . . . . . | 82 200 | 6 800                | 4 900              | 23 900               | 26 900               | 15 300               | 3 500               | 800                | 159                 |
| 500   | -      | -                    | 200                | 200                  | 200                  | -                    | -                   | -                  | ...                 |
| UNITS IN STRUCTURE  |        |                      |                    |                      |                      |                      |                     |                    |                     |
| 1. . . . .  | 38 600 | 4 400                | 1 800              | 6 100                | 12 600               | 10 400               | 3 000               | 300                | 177                 |
| 2 TO 4 . . . . .  | 23 600 | 300                  | 2 500              | 12 300               | 6 800                | 900                  | 500                 | 300                | 135                 |
| 5 TO 19 . . . . .   | 15 400 | 300                  | 600                | 3 900                | 6 900                | 3 700                | -                   | -                  | 171                 |
| 20 OR MORE . . . . .  | 4 600  | 1 800                | -                  | 1 700                | 600                  | 300                  | -                   | 200                | 113                 |
| MOBILE HOME OR TRAILER . . . . .  | -      | -                    | -                  | -                    | -                    | -                    | -                   | -                  | -                   |
| YEAR STRUCTURE BUILT  |        |                      |                    |                      |                      |                      |                     |                    |                     |
| APRIL 1970 OR LATER. . . . .  | 1 400  | -                    | -                  | -                    | 900                  | 500                  | -                   | -                  | ...                 |
| 1965 TO MARCH 1970 . . . . .  | 3 800  | 200                  | -                  | 300                  | 1 700                | 1 400                | 200                 | -                  | 190                 |
| 1960 TO 1964 . . . . .  | 5 800  | 300                  | 200                | 200                  | 2 400                | 2 700                | -                   | -                  | 196                 |
| 1950 TO 1959 . . . . .  | 7 000  | 1 400                | 300                | 1 100                | 2 400                | 1 300                | 500                 | -                  | 163                 |
| 1940 TO 1949 . . . . .  | 5 600  | 2 100                | 200                | 1 100                | 1 400                | 200                  | 600                 | -                  | 124                 |
| 1939 OR EARLIER. . . . .  | 58 600 | 2 800                | 4 300              | 21 200               | 18 100               | 9 200                | 2 200               | 800                | 152                 |
| COMPLETE BATHROOMS  |        |                      |                    |                      |                      |                      |                     |                    |                     |
| 1. . . . .  | 69 800 | 6 700                | 4 600              | 22 800               | 23 000               | 10 600               | 1 600               | 600                | 151                 |
| 1 AND ONE-HALF . . . . .  | 6 700  | -                    | 200                | -                    | 2 800                | 2 400                | 1 300               | -                  | 206                 |
| 2 OR MORE . . . . .   | 5 100  | -                    | -                  | 900                  | 1 000                | 2 400                | 600                 | 200                | 212                 |
| ALSO USED BY ANOTHER HOUSEHOLD . . . . .  | -      | -                    | -                  | -                    | -                    | -                    | -                   | -                  | -                   |
| NONE . . . . .  | 600    | 200                  | 200                | 200                  | 200                  | -                    | -                   | -                  | ...                 |
| COMPLETE KITCHEN FACILITIES   |        |                      |                    |                      |                      |                      |                     |                    |                     |
| FOR EXCLUSIVE USE OF HOUSEHOLD . . . . .  | 81 300 | 6 700                | 4 600              | 23 600               | 26 800               | 15 300               | 3 500               | 800                | 160                 |
| ALSO USED BY ANOTHER HOUSEHOLD . . . . .  | -      | -                    | -                  | -                    | -                    | -                    | -                   | -                  | -                   |
| NO COMPLETE KITCHEN FACILITIES . . . . .  | 1 000  | 200                  | 300                | 300                  | 200                  | -                    | -                   | -                  | ...                 |
| ROOMS   |        |                      |                    |                      |                      |                      |                     |                    |                     |
| 1 AND 2 ROOMS. . . . .  | 3 400  | 200                  | 200                | 2 400                | 500                  | 200                  | -                   | -                  | ...                 |
| 3 ROOMS. . . . .  | 16 900 | 2 400                | 1 600              | 7 900                | 4 800                | 300                  | -                   | -                  | 128                 |
| 4 ROOMS. . . . .  | 21 500 | 2 800                | 1 200              | 6 800                | 6 100                | 3 700                | 500                 | 300                | 147                 |
| 5 ROOMS. . . . .  | 13 300 | 1 000                | 1 300              | 3 000                | 4 700                | 2 700                | 500                 | 200                | 164                 |
| 6 ROOMS. . . . .  | 20 700 | 500                  | 500                | 2 600                | 8 900                | 6 000                | 1 900               | 300                | 187                 |
| 7 ROOMS OR MORE. . . . .  | 6 400  | -                    | 200                | 1 300                | 1 900                | 2 400                | 600                 | -                  | 195                 |
| MEDIAN . . . . .  | 4.5    | 3.8                  | 4.1                | 3.7                  | 4.9                  | 5.6                  | ...                 | ...                | ...                 |
| BEDROOMS  |        |                      |                    |                      |                      |                      |                     |                    |                     |
| NONE . . . . .  | 200    | 200                  | -                  | -                    | -                    | -                    | -                   | -                  | ...                 |
| 1. . . . .  | 21 200 | 2 400                | 1 600              | 10 600               | 6 300                | 300                  | -                   | -                  | 131                 |
| 2. . . . .  | 29 500 | 3 000                | 1 900              | 9 000                | 9 100                | 5 600                | 500                 | 500                | 154                 |
| 3 OR MORE. . . . .  | 31 400 | 1 300                | 1 500              | 4 300                | 11 500               | 9 400                | 3 000               | 300                | 186                 |
| PERSONS   |        |                      |                    |                      |                      |                      |                     |                    |                     |
| 1 PERSON . . . . .  | 18 300 | 2 000                | 1 700              | 7 000                | 6 100                | 1 000                | -                   | 500                | 136                 |
| 2 PERSONS. . . . .  | 22 400 | 2 100                | 1 400              | 8 700                | 5 900                | 3 500                | 500                 | 300                | 143                 |
| 3 PERSONS. . . . .  | 14 800 | 600                  | 200                | 3 200                | 6 600                | 2 800                | 1 300               | -                  | 175                 |
| 4 PERSONS. . . . .  | 11 200 | 900                  | 500                | 2 700                | 3 500                | 2 600                | 900                 | -                  | 170                 |
| 5 PERSONS. . . . .  | 6 100  | 500                  | 700                | 1 000                | 1 800                | 2 100                | 200                 | -                  | 176                 |
| 6 PERSONS OR MORE. . . . .  | 9 400  | 600                  | 500                | 1 300                | 3 000                | 3 400                | 700                 | -                  | 188                 |
| MEDIAN . . . . .  | 2.5    | 2.1                  | 2.0                | 2.1                  | 2.7                  | 3.6                  | ...                 | ...                | ...                 |
| UNITS WITH SUBFAMILIES . . . . .  | 1 400  | -                    | -                  | -                    | 500                  | 1 000                | -                   | -                  | ...                 |
| UNITS WITH NONRELATIVES. . . . .  | 7 300  | 300                  | 300                | 2 300                | 2 200                | 1 400                | 600                 | 200                | 165                 |
| PLUMBING FACILITIES BY PERSONS PER ROOM   |        |                      |                    |                      |                      |                      |                     |                    |                     |
| WITH ALL PLUMBING FACILITIES . . . . .  | 81 900 | 6 700                | 4 800              | 23 900               | 26 900               | 15 300               | 3 500               | 800                | 159                 |
| 1.00 OR LESS . . . . .  | 73 700 | 5 800                | 4 100              | 21 500               | 25 000               | 13 400               | 3 000               | 800                | 160                 |
| 1.01 TO 1.50 . . . . .  | 7 500  | 800                  | 500                | 2 300                | 1 800                | 1 900                | 300                 | -                  | 156                 |
| 1.51 OR MORE . . . . .  | 600    | -                    | 200                | 200                  | 200                  | -                    | 200                 | -                  | ...                 |
| LACKING SOME OR ALL PLUMBING FACILITIES. . . . .  | 300    | 200                  | 200                | -                    | -                    | -                    | -                   | -                  | ...                 |
| 1.00 OR LESS . . . . .  | 300    | 200                  | 200                | -                    | -                    | -                    | -                   | -                  | ...                 |
| 1.01 TO 1.50 . . . . .  | -      | -                    | -                  | -                    | -                    | -                    | -                   | -                  | ...                 |
| 1.51 OR MORE . . . . .  | -      | -                    | -                  | -                    | -                    | -                    | -                   | -                  | ...                 |
| HOUSEHOLD COMPOSITION BY AGE OF HEAD  |        |                      |                    |                      |                      |                      |                     |                    |                     |
| 2-OR-MORE-PERSON HOUSEHOLDS. . . . .  | 63 900 | 4 800                | 3 200              | 16 900               | 20 800               | 14 400               | 3 500               | 300                | 166                 |
| MALE HEAD, WIFE PRESENT, NO NONRELATIVES . . . . .  | 24 400 | 500                  | 1 300              | 6 200                | 8 000                | 6 900                | 1 400               | 200                | 176                 |
| UNDER 25 YEARS . . . . .  | 1 500  | -                    | 200                | 800                  | 500                  | -                    | -                   | -                  | ...                 |
| 25 TO 29 YEARS . . . . .  | 4 100  | -                    | 300                | 1 800                | 1 300                | 600                  | -                   | -                  | 197                 |
| 30 TO 34 YEARS . . . . .  | 3 200  | -                    | -                  | 800                  | 900                  | 1 100                | 300                 | -                  | ...                 |
| 35 TO 44 YEARS . . . . .  | 6 000  | 100                  | 200                | 1 800                | 1 800                | 1 900                | 200                 | -                  | 174                 |
| 45 TO 64 YEARS . . . . .  | 7 200  | 200                  | 800                | 1 900                | 2 200                | 1 600                | 300                 | 200                | 164                 |
| 65 YEARS AND OVER. . . . .  | 2 500  | 200                  | 200                | 500                  | 800                  | 900                  | -                   | -                  | ...                 |
| OTHER MALE HEAD. . . . .  | 5 900  | 200                  | 300                | 1 800                | 1 600                | 1 300                | 600                 | 200                | 169                 |
| UNDER 65 YEARS . . . . .  | 5 400  | 200                  | 300                | 1 600                | 1 400                | 1 100                | 600                 | 200                | 169                 |
| 65 YEARS AND OVER. . . . .  | 500    | -                    | -                  | 200                  | 200                  | 200                  | -                   | -                  | ...                 |
| FEMALE HEAD. . . . .  | 33 600 | 4 200                | 1 600              | 9 000                | 11 200               | 6 200                | 1 500               | -                  | 159                 |
| UNDER 65 YEARS . . . . .  | 31 800 | 4 000                | 1 400              | 8 500                | 10 800               | 5 700                | 1 500               | -                  | 159                 |
| 65 YEARS AND OVER. . . . .  | 1 800  | 200                  | 200                | 500                  | 500                  | 500                  | -                   | -                  | ...                 |
| 1-PERSON HOUSEHOLDS. . . . .  | 18 300 | 2 000                | 1 700              | 7 000                | 6 100                | 1 000                | -                   | 500                | 136                 |
| UNDER 65 YEARS . . . . .  | 15 300 | 1 300                | 1 100              | 5 700                | 5 800                | 1 000                | -                   | 500                | 143                 |
| 65 YEARS AND OVER. . . . .  | 3 000  | 800                  | 600                | 1 300                | 300                  | -                    | -                   | -                  | ...                 |

<sup>1</sup>EXCLUDES 1-FAMILY HOMES ON 10 ACRES OR MORE.

TABLE B-6. GROSS RENT OF RENTER OCCUPIED HOUSING UNITS WITH BLACK HOUSEHOLD HEAD: 1976--CONTINUED

(DATA BASED ON SAMPLE, SEE TEXT. FOR MINIMUM BASE FOR DERIVED FIGURES (PERCENT, MEDIAN, ETC.) AND MEANING OF SYMBOLS, SEE TEXT)

| STANDARD METROPOLITAN STATISTICAL AREA<br>BALTIMORE, MD.<br>IN CENTRAL CITY | TOTAL  | LESS<br>THAN<br>\$70 | \$70<br>TO<br>\$99 | \$100<br>TO<br>\$149 | \$150<br>TO<br>\$199 | \$200<br>TO<br>\$249 | \$250<br>OR<br>MORE | NO<br>CASH<br>RENT | MEDIAN<br>(DOLLARS) |
|---|--------|----------------------|--------------------|----------------------|----------------------|----------------------|---------------------|--------------------|---------------------|
| SPECIFIED RENTER OCCUPIED <sup>1</sup> --CONTINUED                          |        |                      |                    |                      |                      |                      |                     |                    |                     |
| OWN CHILDREN UNDER 18 YEARS OLD BY AGE GROUP                                |        |                      |                    |                      |                      |                      |                     |                    |                     |
| NO OWN CHILDREN UNDER 18 YEARS . . . . .                                    | 45 200 | 3 300                | 3 500              | 15 100               | 15 000               | 6 400                | 1 100               | 800                | 151                 |
| WITH OWN CHILDREN UNDER 18 YEARS  | 37 000 | 3 500                | 1 400              | 8 800                | 11 900               | 9 000                | 2 400               | -                  | 169                 |
| UNDER 6 YEARS ONLY . . . . .  | 6 900  | 600                  | 200                | 1 600                | 1 600                | 2 300                | 600                 | -                  | 183                 |
| 1. . . . .  | 4 900  | 600                  | -                  | 1 000                | 1 300                | 1 400                | 600                 | -                  | 183                 |
| 2. . . . .  | 1 400  | -                    | -                  | 500                  | 300                  | -                    | -                   | -                  | ...                 |
| 3 OR MORE . . . . .   | 500    | -                    | 200                | 200                  | -                    | 200                  | -                   | -                  | ...                 |
| 6 TO 17 YEARS ONLY . . . . .  | 22 000 | 1 600                | 1 300              | 5 200                | 7 100                | 5 700                | 1 100               | -                  | 170                 |
| 1. . . . .  | 9 300  | 700                  | 300                | 2 900                | 3 200                | 1 700                | 500                 | -                  | 162                 |
| 2. . . . .  | 4 700  | 300                  | -                  | 1 100                | 1 800                | 1 100                | 300                 | -                  | 175                 |
| 3 OR MORE . . . . .   | 8 000  | 600                  | 1 000              | 1 200                | 2 000                | 2 900                | 300                 | -                  | 179                 |
| BOTH AGE GROUPS . . . . .   | 8 100  | 1 300                | -                  | 2 100                | 3 200                | 1 000                | 700                 | -                  | 161                 |
| 2. . . . .  | 4 400  | 600                  | -                  | 1 000                | 2 400                | 300                  | 200                 | -                  | 163                 |
| 3 OR MORE . . . . .   | 3 700  | 600                  | -                  | 1 100                | 800                  | 600                  | 500                 | -                  | ...                 |
| YEARS OF SCHOOL COMPLETED BY HEAD   |        |                      |                    |                      |                      |                      |                     |                    |                     |
| NO SCHOOL YEARS COMPLETED . . . . .   | 1 000  | -                    | -                  | 500                  | 200                  | 300                  | -                   | -                  | ...                 |
| ELEMENTARY:   |        |                      |                    |                      |                      |                      |                     |                    |                     |
| LESS THAN 8 YEARS . . . . .   | 14 700 | 3 000                | 2 200              | 4 000                | 3 000                | 2 000                | 300                 | 200                | 125                 |
| 8 YEARS . . . . .   | 6 500  | 100                  | 900                | 2 500                | 2 100                | 800                  | -                   | -                  | 142                 |
| HIGH SCHOOL:  |        |                      |                    |                      |                      |                      |                     |                    |                     |
| 1 TO 3 YEARS . . . . .  | 24 600 | 1 800                | 1 100              | 7 200                | 7 500                | 5 300                | 1 400               | 300                | 164                 |
| 4 YEARS . . . . .   | 24 500 | 1 600                | 600                | 7 500                | 9 900                | 3 700                | 1 100               | 200                | 162                 |
| COLLEGE:  |        |                      |                    |                      |                      |                      |                     |                    |                     |
| 1 TO 3 YEARS . . . . .  | 7 100  | 200                  | -                  | 1 100                | 3 500                | 1 800                | 500                 | -                  | 181                 |
| 4 YEARS OR MORE . . . . .   | 3 800  | 200                  | -                  | 1 100                | 800                  | 1 500                | 200                 | 200                | ...                 |
| MEDIAN . . . . .  | 11.4   | 9.8                  | 8.2                | 11.1                 | 12.1                 | 11.6                 | ...                 | ...                | ...                 |
| YEAR HEAD MOVED INTO UNIT   |        |                      |                    |                      |                      |                      |                     |                    |                     |
| 1975 OR LATER . . . . .   | 26 900 | 1 200                | 900                | 8 700                | 8 400                | 5 900                | 1 600               | 200                | 164                 |
| MOVED IN WITHIN PAST 12 MONTHS . . . . .                                    | 19 900 | 800                  | 800                | 6 100                | 7 000                | 4 300                | 800                 | 200                | 165                 |
| APRIL 1970 TO 1974 . . . . .  | 28 500 | 2 500                | 1 400              | 8 000                | 8 000                | 6 600                | 1 600               | 300                | 163                 |
| 1965 TO MARCH 1970 . . . . .  | 15 900 | 1 600                | 1 300              | 3 800                | 6 900                | 1 900                | 300                 | 200                | 159                 |
| 1960 TO 1964 . . . . .  | 6 700  | 500                  | 1 000              | 1 800                | 2 500                | 1 000                | -                   | -                  | 153                 |
| 1950 TO 1959 . . . . .  | 3 300  | 800                  | 300                | 1 100                | 900                  | -                    | -                   | 200                | ...                 |
| 1949 OR EARLIER . . . . .   | 800    | 200                  | -                  | 500                  | 200                  | -                    | -                   | -                  | ...                 |
| GROSS RENT AS PERCENTAGE OF INCOME  |        |                      |                    |                      |                      |                      |                     |                    |                     |
| LESS THAN 10 PERCENT . . . . .  | 2 600  | 500                  | 200                | 1 100                | 500                  | 200                  | 200                 | -                  | ...                 |
| 10 TO 14 PERCENT . . . . .  | 11 300 | 500                  | 600                | 2 900                | 4 200                | 2 700                | 300                 | -                  | 169                 |
| 15 TO 19 PERCENT . . . . .  | 10 800 | 1 100                | 200                | 3 700                | 3 500                | 1 800                | 600                 | -                  | 156                 |
| 20 TO 24 PERCENT . . . . .  | 15 000 | 4 000                | 800                | 2 200                | 4 800                | 2 200                | 1 000               | -                  | 155                 |
| 25 TO 34 PERCENT . . . . .  | 13 300 | 500                  | 800                | 2 200                | 5 900                | 3 500                | 300                 | -                  | 176                 |
| 35 PERCENT OR MORE . . . . .  | 27 800 | 300                  | 2 200              | 11 500               | 7 900                | 4 800                | 1 100               | -                  | 149                 |
| NOT COMPUTED . . . . .  | 1 500  | -                    | 200                | 200                  | 200                  | 200                  | -                   | 800                | ...                 |
| MEDIAN . . . . .  | 26     | 22                   | 33                 | 33                   | 26                   | 27                   | ...                 | ...                | ...                 |
| HEATING EQUIPMENT   |        |                      |                    |                      |                      |                      |                     |                    |                     |
| WARM-AIR FURNACE . . . . .  | 36 800 | 1 400                | 1 000              | 8 000                | 13 800               | 10 400               | 2 100               | 200                | 178                 |
| HEAT PUMP . . . . .   | -      | -                    | -                  | -                    | -                    | -                    | -                   | -                  | -                   |
| STEAM OR HOT WATER . . . . .  | 39 600 | 5 100                | 2 200              | 13 300               | 12 100               | 4 800                | 1 500               | 600                | 145                 |
| BUILT-IN ELECTRIC UNITS . . . . .   | 1 500  | -                    | 300                | 800                  | 200                  | 200                  | -                   | -                  | ...                 |
| FLOOR, WALL, OR PIPELESS FURNACE . . . . .                                  | 500    | -                    | -                  | 300                  | 200                  | -                    | -                   | -                  | ...                 |
| OTHER MEANS . . . . .   | 3 600  | 300                  | 1 200              | 1 300                | 800                  | -                    | -                   | -                  | ...                 |
| NONE . . . . .  | 300    | -                    | 200                | 200                  | -                    | -                    | -                   | -                  | ...                 |
| AIR CONDITIONING  |        |                      |                    |                      |                      |                      |                     |                    |                     |
| ROOM UNIT(S) . . . . .  | 18 300 | 800                  | 600                | 4 300                | 8 100                | 3 000                | 1 100               | 300                | 170                 |
| CENTRAL SYSTEM . . . . .  | 10 800 | 200                  | 200                | 700                  | 4 400                | 5 000                | 500                 | -                  | 201                 |
| NONE . . . . .  | 53 100 | 5 900                | 4 100              | 19 000               | 14 400               | 7 300                | 1 900               | 500                | 142                 |
| ELEVATOR IN STRUCTURE   |        |                      |                    |                      |                      |                      |                     |                    |                     |
| 4 FLOORS OR MORE . . . . .  | 5 100  | 1 600                | -                  | 2 000                | 1 000                | 300                  | -                   | 200                | 121                 |
| WITH ELEVATOR . . . . .   | 3 600  | 1 600                | -                  | 1 200                | 300                  | 300                  | -                   | 200                | ...                 |
| WALK-UP . . . . .   | 1 400  | -                    | -                  | 800                  | 700                  | -                    | -                   | -                  | ...                 |
| 1 TO 3 FLOORS . . . . .   | 77 200 | 5 200                | 4 900              | 22 000               | 26 000               | 15 000               | 3 500               | 600                | 162                 |
| BASEMENT  |        |                      |                    |                      |                      |                      |                     |                    |                     |
| WITH BASEMENT . . . . .   | 67 100 | 2 900                | 3 900              | 21 100               | 21 900               | 13 100               | 3 400               | 800                | 162                 |
| NO BASEMENT . . . . .   | 15 100 | 4 000                | 1 000              | 2 800                | 5 000                | 2 200                | 200                 | -                  | 146                 |
| SOURCE OF WATER   |        |                      |                    |                      |                      |                      |                     |                    |                     |
| PUBLIC SYSTEM OR PRIVATE COMPANY . . . . .                                  | 82 200 | 6 800                | 4 900              | 23 900               | 26 900               | 15 300               | 3 500               | 800                | 159                 |
| INDIVIDUAL WELL . . . . .   | -      | -                    | -                  | -                    | -                    | -                    | -                   | -                  | -                   |
| OTHER . . . . .   | -      | -                    | -                  | -                    | -                    | -                    | -                   | -                  | -                   |
| SEWAGE DISPOSAL   |        |                      |                    |                      |                      |                      |                     |                    |                     |
| PUBLIC SEWER . . . . .  | 82 200 | 6 800                | 4 900              | 23 900               | 26 900               | 15 300               | 3 500               | 800                | 159                 |
| SEPTIC TANK OR CESSPOOL . . . . .   | -      | -                    | -                  | -                    | -                    | -                    | -                   | -                  | -                   |
| OTHER . . . . .   | -      | -                    | -                  | -                    | -                    | -                    | -                   | -                  | -                   |
| HOUSE HEATING FUEL  |        |                      |                    |                      |                      |                      |                     |                    |                     |
| UTILITY GAS . . . . .   | 32 500 | 2 600                | 1 900              | 7 000                | 11 000               | 8 100                | 1 900               | -                  | 171                 |
| BOTTLED, TANK, OR LP GAS . . . . .  | -      | -                    | -                  | -                    | -                    | -                    | -                   | -                  | -                   |
| FUEL OIL, KEROSENE, ETC. . . . .  | 44 800 | 4 100                | 2 400              | 15 300               | 14 600               | 6 200                | 1 400               | 800                | 151                 |
| ELECTRICITY . . . . .   | 3 400  | -                    | 300                | 1 000                | 1 000                | 1 000                | 200                 | -                  | ...                 |
| COAL OR COKE . . . . .  | 1 000  | -                    | 200                | 500                  | 300                  | -                    | -                   | -                  | ...                 |
| WOOD . . . . .  | 200    | 200                  | -                  | -                    | -                    | -                    | -                   | -                  | ...                 |
| OTHER FUEL . . . . .  | -      | -                    | -                  | -                    | -                    | -                    | -                   | -                  | ...                 |
| NONE . . . . .  | 300    | -                    | 200                | 200                  | -                    | -                    | -                   | -                  | ...                 |

<sup>1</sup>EXCLUDES 1-FAMILY HOMES ON 10 ACRES OR MORE.

TABLE B-6. GROSS RENT OF RENTER OCCUPIED HOUSING UNITS WITH BLACK HOUSEHOLD HEAD: 1976--CONTINUED  
(DATA BASED ON SAMPLE, SEE TEXT. FOR MINIMUM BASE FOR DERIVED FIGURES (PERCENT, MEDIAN, ETC.) AND MEANING OF SYMBOLS, SEE TEXT)

| STANDARD METROPOLITAN STATISTICAL AREA<br>BALTIMORE, MD.<br>IN CENTRAL CITY | TOTAL  | LESS<br>THAN<br>\$70 | \$70<br>TO<br>\$99 | \$100<br>TO<br>\$149 | \$150<br>TO<br>\$199 | \$200<br>TO<br>\$249 | \$250<br>OR<br>MORE | NO<br>CASH<br>RENT | MEDIAN<br>(DOLLARS) |
|---|--------|----------------------|--------------------|----------------------|----------------------|----------------------|---------------------|--------------------|---------------------|
| SPECIFIED RENTER OCCUPIED <sup>1</sup> --CONTINUED                          |        |                      |                    |                      |                      |                      |                     |                    |                     |
| COOKING FUEL  |        |                      |                    |                      |                      |                      |                     |                    |                     |
| UTILITY GAS . . . . .   | 79 000 | 6 700                | 4 600              | 23 300               | 26 100               | 14 200               | 3 400               | 800                | 159                 |
| BOTTLED, TANK, OR LP GAS . . . . .  | -      | -                    | -                  | -                    | -                    | -                    | -                   | -                  | -                   |
| ELECTRICITY . . . . .   | 3 100  | -                    | 300                | 600                  | 800                  | 1 100                | 200                 | -                  | ...                 |
| FUEL OIL, KEROSENE, ETC. . . . .  | -      | -                    | -                  | -                    | -                    | -                    | -                   | -                  | -                   |
| COAL OR COKE . . . . .  | -      | -                    | -                  | -                    | -                    | -                    | -                   | -                  | -                   |
| WOOD . . . . .  | 200    | 200                  | -                  | -                    | -                    | -                    | -                   | -                  | ...                 |
| OTHER FUEL . . . . .  | -      | -                    | -                  | -                    | -                    | -                    | -                   | -                  | -                   |
| NONE . . . . .  | -      | -                    | -                  | -                    | -                    | -                    | -                   | -                  | -                   |
| INCLUSION IN RENT   |        |                      |                    |                      |                      |                      |                     |                    |                     |
| PARKING FACILITIES . . . . .  | 80 300 | 6 800                | 4 900              | 23 600               | 26 800               | 14 700               | 3 500               | NA                 | 159                 |
| GARBAGE AND TRASH COLLECTION . . . . .                                      | 81 800 | 6 800                | 4 900              | 23 800               | 26 800               | 15 200               | 3 500               | 800                | 159                 |
| FURNITURE . . . . .   | 3 500  | 200                  | 300                | 2 600                | 300                  | 200                  | -                   | NA                 | ...                 |
| PUBLIC OR SUBSIDIZED HOUSING <sup>2</sup>                                   |        |                      |                    |                      |                      |                      |                     |                    |                     |
| UNITS IN PUBLIC HOUSING PROJECT . . . . .                                   | 17 000 | 6 300                | 1 500              | 3 600                | 4 000                | 1 100                | 300                 | 200                | 109                 |
| PRIVATE UNITS . . . . .   | 64 700 | 500                  | 3 500              | 20 000               | 22 700               | 14 200               | 3 200               | 600                | 167                 |
| WITH GOVERNMENT RENT SUBSIDIES . . . . .                                    | 800    | -                    | 200                | 200                  | 300                  | 200                  | -                   | -                  | ...                 |
| NOT REPORTED . . . . .  | 500    | -                    | -                  | 300                  | 200                  | -                    | -                   | -                  | ...                 |
| OWNER OR MANAGER ON PROPERTY  |        |                      |                    |                      |                      |                      |                     |                    |                     |
| 2 OR MORE UNITS IN STRUCTURE . . . . .                                      | 43 600 | 2 400                | 3 100              | 17 800               | 14 300               | 5 000                | 500                 | 500                | 144                 |
| WITH OWNER ON PROPERTY . . . . .  | 3 700  | -                    | 500                | 1 600                | 1 100                | -                    | 200                 | 300                | ...                 |
| WITH RESIDENT MANAGER OR SUPERINTENDENT ON<br>PROPERTY . . . . .            | 9 600  | 800                  | 200                | 1 800                | 3 700                | 2 900                | -                   | 200                | 175                 |
| 1 UNIT IN STRUCTURE (INCLUDES MOBILE HOME OR<br>TRAILER). . . . .           | 38 600 | 4 400                | 1 800              | 6 100                | 12 600               | 10 400               | 3 000               | 300                | 177                 |
| OWNED SECOND HOME   |        |                      |                    |                      |                      |                      |                     |                    |                     |
| YES . . . . .   | 1 400  | -                    | -                  | 300                  | 300                  | 500                  | 300                 | -                  | ...                 |
| NO . . . . .  | 80 800 | 6 800                | 4 900              | 23 600               | 26 600               | 14 800               | 3 200               | 800                | 159                 |
| AUTOMOBILES AND TRUCKS AVAILABLE  |        |                      |                    |                      |                      |                      |                     |                    |                     |
| AUTOMOBILES AVAILABLE:  |        |                      |                    |                      |                      |                      |                     |                    |                     |
| 1 . . . . .   | 26 000 | 300                  | 500                | 6 000                | 11 700               | 5 900                | 1 400               | 200                | 176                 |
| 2 . . . . .   | 6 200  | -                    | -                  | 800                  | 2 200                | 2 100                | 1 100               | -                  | 202                 |
| 3 OR MORE . . . . .   | 200    | -                    | -                  | -                    | -                    | 200                  | -                   | -                  | ...                 |
| NONE . . . . .  | 49 900 | 6 500                | 4 400              | 17 100               | 13 000               | 7 100                | 1 000               | 600                | 139                 |
| TRUCKS AVAILABLE:   |        |                      |                    |                      |                      |                      |                     |                    |                     |
| 1 . . . . .   | 1 100  | -                    | -                  | -                    | 600                  | 300                  | 200                 | -                  | ...                 |
| 2 OR MORE . . . . .   | -      | -                    | -                  | -                    | -                    | -                    | -                   | -                  | -                   |
| NONE . . . . .  | 81 100 | 6 800                | 4 900              | 23 900               | 26 300               | 15 000               | 3 400               | 800                | 158                 |
| FAILURES IN PLUMBING AND EQUIPMENT  |        |                      |                    |                      |                      |                      |                     |                    |                     |
| UNITS OCCUPIED 3 MONTHS OR LONGER . . . . .                                 |        |                      |                    |                      |                      |                      |                     |                    |                     |
| UNUSABLE 6 HOURS OR LONGER:   | 77 200 | 6 800                | 4 700              | 22 500               | 24 800               | 14 400               | 3 200               | 800                | 158                 |
| WATER SUPPLY . . . . .  | 3 800  | 800                  | 200                | 1 000                | 1 100                | 800                  | -                   | -                  | ...                 |
| SEWAGE DISPOSAL . . . . .   | 1 800  | 200                  | -                  | 300                  | 1 100                | 200                  | -                   | -                  | ...                 |
| FLUSH TOILET . . . . .  | 4 500  | 200                  | -                  | 1 800                | 2 100                | 200                  | 300                 | -                  | 158                 |
| UNITS OCCUPIED LAST WINTER . . . . .  |        |                      |                    |                      |                      |                      |                     |                    |                     |
| UNUSABLE 6 HOURS OR LONGER:   | 69 900 | 6 500                | 4 300              | 20 500               | 21 700               | 13 100               | 3 000               | 600                | 157                 |
| HEATING EQUIPMENT . . . . .   | 11 900 | 1 000                | 800                | 3 900                | 4 200                | 1 400                | 600                 | -                  | 154                 |

<sup>1</sup>EXCLUDES 1-FAMILY HOMES ON 10 ACRES OR MORE.

<sup>2</sup>EXCLUDES MOBILE HOMES AND TRAILERS.

TABLE B-7. INCOME OF FAMILIES AND PRIMARY INDIVIDUALS IN OWNER AND RENTER OCCUPIED HOUSING UNITS WITH HOUSEHOLD HEAD OF SPANISH ORIGIN: 1976

TABLE B-8. VALUE OF OWNER OCCUPIED HOUSING UNITS WITH HOUSEHOLD HEAD OF SPANISH ORIGIN: 1976

TABLE B-9. GROSS RENT OF RENTER OCCUPIED HOUSING UNITS WITH HOUSEHOLD HEAD OF SPANISH ORIGIN: 1976

(TABLES B-7 THROUGH B-9 OMITTED BECAUSE OF INSUFFICIENT NUMBER OF HOUSEHOLDS WITH HEAD OF SPANISH ORIGIN; SEE INTRODUCTION)

TABLE C-1. INCOME OF FAMILIES AND PRIMARY INDIVIDUALS IN OWNER AND RENTER OCCUPIED HOUSING UNITS: 1976

(DATA BASED ON SAMPLE, SEE TEXT. FOR MINIMUM BASE FOR DERIVED FIGURES (PERCENT, MEDIAN, ETC.) AND MEANING OF SYMBOLS, SEE TEXT)

| STANDARD METROPOLITAN STATISTICAL AREA<br>BALTIMORE, MD.<br>NOT IN CENTRAL CITY | TOTAL   | LESS<br>THAN<br>\$3,000 | \$3,000<br>TO<br>\$4,999 | \$5,000<br>TO<br>\$6,999 | \$7,000<br>TO<br>\$9,999 | \$10,000<br>TO<br>\$12,499 | \$12,500<br>TO<br>\$14,999 | \$15,000<br>TO<br>\$19,999 | \$20,000<br>TO<br>\$24,999 | \$25,000<br>TO<br>\$34,999 | \$35,000<br>OR<br>MORE | MEDIAN<br>(DOL-<br>LARS) |
|---|---------|-------------------------|--------------------------|--------------------------|--------------------------|----------------------------|----------------------------|----------------------------|----------------------------|----------------------------|------------------------|--------------------------|
| <b>OWNER OCCUPIED HOUSING UNITS . . . . .</b>                                   | 291 200 | 8 500                   | 10 900                   | 10 900                   | 16 500                   | 17 100                     | 21 800                     | 57 500                     | 52 200                     | 54 800                     | 41 000                 | 20200                    |
| <b>YEAR STRUCTURE BUILT</b>   |         |                         |                          |                          |                          |                            |                            |                            |                            |                            |                        |                          |
| APRIL 1970 OR LATER . . . . .   | 54 300  | 500                     | 300                      | 500                      | 1 100                    | 2 500                      | 4 000                      | 12 600                     | 15 200                     | 11 500                     | 6 100                  | 21900                    |
| 1965 TO MARCH 1970 . . . . .  | 35 800  | 500                     | 600                      | 1 500                    | 900                      | 1 100                      | 2 900                      | 6 000                      | 6 900                      | 7 500                      | 7 900                  | 23200                    |
| 1960 TO 1964 . . . . .  | 35 500  | 800                     | 800                      | 900                      | 1 500                    | 2 300                      | 1 700                      | 4 900                      | 6 000                      | 9 500                      | 7 000                  | 23900                    |
| 1950 TO 1959 . . . . .  | 84 100  | 2 500                   | 2 400                    | 3 200                    | 5 500                    | 4 900                      | 6 300                      | 19 500                     | 14 700                     | 14 900                     | 10 100                 | 19400                    |
| 1940 TO 1949 . . . . .  | 31 700  | 1 400                   | 1 800                    | 900                      | 2 800                    | 3 100                      | 2 800                      | 6 400                      | 3 700                      | 6 200                      | 2 600                  | 17400                    |
| 1939 OR EARLIER . . . . .   | 49 800  | 2 900                   | 5 100                    | 3 800                    | 4 600                    | 3 200                      | 4 000                      | 8 100                      | 5 700                      | 5 300                      | 7 200                  | 15900                    |
| <b>COMPLETE BATHROOMS</b>   |         |                         |                          |                          |                          |                            |                            |                            |                            |                            |                        |                          |
| 1 . . . . .   | 113 600 | 5 100                   | 6 600                    | 6 700                    | 10 200                   | 9 800                      | 11 600                     | 27 500                     | 16 900                     | 13 600                     | 5 600                  | 16200                    |
| 1 AND ONE-HALF . . . . .  | 78 700  | 1 100                   | 2 000                    | 2 600                    | 3 700                    | 4 000                      | 6 800                      | 17 000                     | 14 900                     | 18 000                     | 8 600                  | 20700                    |
| 2 OR MORE . . . . .   | 96 000  | 1 500                   | 1 700                    | 1 400                    | 2 500                    | 3 000                      | 3 300                      | 12 900                     | 19 800                     | 23 000                     | 26 800                 | 25800                    |
| ALSO USED BY ANOTHER HOUSEHOLD . . . . .  | -       | -                       | -                        | -                        | -                        | -                          | -                          | -                          | -                          | -                          | -                      | -                        |
| NONE . . . . .  | 2 800   | 700                     | 600                      | 200                      | 100                      | 300                        | -                          | 100                        | 600                        | 200                        | -                      | ...                      |
| <b>COMPLETE KITCHEN FACILITIES</b>  |         |                         |                          |                          |                          |                            |                            |                            |                            |                            |                        |                          |
| FOR EXCLUSIVE USE OF HOUSEHOLD . . . . .  | 289 600 | 8 200                   | 10 500                   | 10 900                   | 16 500                   | 17 000                     | 21 600                     | 57 400                     | 52 100                     | 54 800                     | 40 700                 | 20300                    |
| ALSO USED BY ANOTHER HOUSEHOLD . . . . .  | -       | -                       | -                        | -                        | -                        | -                          | -                          | -                          | -                          | -                          | -                      | -                        |
| NO COMPLETE KITCHEN FACILITIES . . . . .  | 1 600   | 300                     | 500                      | -                        | -                        | 100                        | 200                        | 100                        | 200                        | -                          | 300                    | ...                      |
| <b>ROOMS</b>  |         |                         |                          |                          |                          |                            |                            |                            |                            |                            |                        |                          |
| 3 ROOMS OR LESS . . . . .   | 2 500   | 400                     | 300                      | -                        | 500                      | 300                        | 500                        | 300                        | 200                        | -                          | -                      | ...                      |
| 4 ROOMS . . . . .   | 22 500  | 1 800                   | 2 600                    | 1 800                    | 2 400                    | 1 500                      | 2 800                      | 4 800                      | 1 900                      | 1 800                      | 900                    | 13400                    |
| 5 ROOMS . . . . .   | 52 700  | 1 800                   | 2 900                    | 2 300                    | 5 400                    | 5 200                      | 4 600                      | 13 400                     | 8 900                      | 5 300                      | 2 900                  | 16500                    |
| 6 ROOMS . . . . .   | 93 600  | 2 500                   | 3 100                    | 4 000                    | 5 300                    | 6 200                      | 8 900                      | 21 500                     | 20 400                     | 14 200                     | 7 600                  | 18900                    |
| 7 ROOMS OR MORE . . . . .   | 119 900 | 1 900                   | 2 000                    | 2 700                    | 2 900                    | 3 900                      | 5 000                      | 17 600                     | 20 900                     | 33 500                     | 29 500                 | 25900                    |
| MEDIAN . . . . .  | 6.2     | 5.5                     | 5.4                      | 5.8                      | 5.5                      | 5.7                        | 5.8                        | 6.0                        | 6.2                        | 6.5+                       | 6.5+                   | ...                      |
| <b>BEDROOMS</b>   |         |                         |                          |                          |                          |                            |                            |                            |                            |                            |                        |                          |
| NONE AND 1 . . . . .  | 9 100   | 800                     | 2 000                    | 500                      | 900                      | 500                        | 1 100                      | 900                        | 900                        | 800                        | 800                    | 12200                    |
| 2 . . . . .   | 62 700  | 3 700                   | 3 700                    | 4 900                    | 7 500                    | 5 200                      | 6 200                      | 13 200                     | 7 900                      | 6 700                      | 3 800                  | 15100                    |
| 3 OR MORE . . . . .   | 219 400 | 4 000                   | 5 200                    | 5 500                    | 8 100                    | 11 400                     | 14 500                     | 43 400                     | 43 400                     | 47 300                     | 36 500                 | 22000                    |
| <b>PERSONS</b>  |         |                         |                          |                          |                          |                            |                            |                            |                            |                            |                        |                          |
| 1 PERSON . . . . .  | 25 900  | 4 600                   | 6 100                    | 3 400                    | 3 200                    | 1 500                      | 1 700                      | 2 200                      | 1 400                      | 800                        | 900                    | 6300                     |
| 2 PERSONS . . . . .   | 80 300  | 2 500                   | 3 400                    | 4 300                    | 7 900                    | 5 900                      | 7 700                      | 15 000                     | 12 000                     | 12 900                     | 8 800                  | 17800                    |
| 3 PERSONS . . . . .   | 61 300  | 800                     | 400                      | 2 100                    | 2 600                    | 3 700                      | 4 000                      | 13 500                     | 13 000                     | 12 600                     | 8 600                  | 21300                    |
| 4 PERSONS . . . . .   | 69 600  | 500                     | 800                      | 600                      | 1 900                    | 4 000                      | 4 900                      | 15 800                     | 14 100                     | 16 300                     | 10 800                 | 22300                    |
| 5 PERSONS . . . . .   | 31 900  | 200                     | 200                      | -                        | 300                      | 1 800                      | 2 000                      | 6 300                      | 7 500                      | 7 200                      | 6 300                  | 23400                    |
| 6 PERSONS OR MORE . . . . .   | 22 200  | -                       | -                        | 400                      | 600                      | 200                        | 1 400                      | 4 800                      | 4 200                      | 5 100                      | 5 500                  | 24400                    |
| MEDIAN . . . . .  | 3.1     | 1.5-                    | 1.5-                     | 2.0                      | 2.1                      | 2.8                        | 2.9                        | 3.4                        | 3.5                        | 3.6                        | 3.7                    | ...                      |
| UNITS WITH SUBFAMILIES . . . . .  | 6 200   | -                       | -                        | 100                      | 500                      | 600                        | 300                        | 900                        | 900                        | 1 400                      | 1 400                  | 23400                    |
| UNITS WITH NONRELATIVES . . . . .   | 5 700   | 300                     | 500                      | 300                      | 300                      | 500                        | 300                        | 1 200                      | 1 500                      | 300                        | 500                    | 17900                    |
| <b>PLUMBING FACILITIES BY PERSONS PER ROOM</b>                                  |         |                         |                          |                          |                          |                            |                            |                            |                            |                            |                        |                          |
| WITH ALL PLUMBING FACILITIES . . . . .  | 288 500 | 7 700                   | 10 300                   | 10 700                   | 16 400                   | 17 000                     | 21 800                     | 57 400                     | 51 600                     | 54 700                     | 41 000                 | 20300                    |
| 1.00 OR LESS . . . . .  | 283 300 | 7 700                   | 10 300                   | 10 600                   | 16 400                   | 17 000                     | 21 800                     | 55 500                     | 50 800                     | 53 600                     | 40 300                 | 20300                    |
| 1.01 TO 1.50 . . . . .  | 4 300   | -                       | -                        | 100                      | -                        | -                          | 600                        | 1 500                      | 600                        | 900                        | 500                    | 19600                    |
| 1.51 OR MORE . . . . .  | 900     | -                       | -                        | -                        | -                        | -                          | 200                        | 300                        | 200                        | 200                        | 200                    | ...                      |
| LACKING SOME OR ALL PLUMBING FACILITIES . . . . .                               | 2 700   | 700                     | 600                      | 200                      | 100                      | 100                        | 100                        | 100                        | 600                        | 200                        | -                      | ...                      |
| 1.00 OR LESS . . . . .  | 2 200   | 700                     | 600                      | 200                      | -                        | 100                        | -                          | 100                        | 300                        | 200                        | -                      | ...                      |
| 1.01 TO 1.50 . . . . .  | 400     | -                       | -                        | -                        | 100                      | -                          | -                          | -                          | 300                        | -                          | -                      | ...                      |
| 1.51 OR MORE . . . . .  | -       | -                       | -                        | -                        | -                        | -                          | -                          | -                          | -                          | -                          | -                      | ...                      |
| <b>HOUSEHOLD COMPOSITION BY AGE OF HEAD</b>                                     |         |                         |                          |                          |                          |                            |                            |                            |                            |                            |                        |                          |
| 2-OR-MORE-PERSON HOUSEHOLDS . . . . .   | 265 300 | 3 900                   | 4 800                    | 7 500                    | 13 300                   | 15 600                     | 20 100                     | 55 400                     | 50 800                     | 54 100                     | 40 000                 | 21200                    |
| MALE HEAD, WIFE PRESENT, NO NONRELATIVES . . . . .                              | 234 200 | 2 500                   | 2 600                    | 5 200                    | 10 500                   | 12 300                     | 17 500                     | 49 500                     | 46 000                     | 50 900                     | 37 100                 | 21800                    |
| UNDER 25 YEARS . . . . .  | 4 900   | 200                     | -                        | -                        | -                        | 500                        | 600                        | 2 000                      | 900                        | 500                        | 1 100                  | 17900                    |
| 25 TO 29 YEARS . . . . .  | 19 000  | -                       | -                        | -                        | 500                      | 1 500                      | 1 600                      | 6 100                      | 5 200                      | 3 100                      | 1 100                  | 19000                    |
| 30 TO 34 YEARS . . . . .  | 30 400  | 200                     | -                        | 300                      | 200                      | 1 600                      | 3 400                      | 8 300                      | 7 600                      | 6 500                      | 2 300                  | 20900                    |
| 35 TO 44 YEARS . . . . .  | 52 600  | 200                     | -                        | 500                      | 100                      | 1 400                      | 3 700                      | 12 500                     | 12 400                     | 14 100                     | 7 700                  | 23200                    |
| 45 TO 64 YEARS . . . . .  | 105 900 | 1 400                   | 900                      | 1 100                    | 4 900                    | 5 400                      | 5 900                      | 17 400                     | 18 700                     | 25 600                     | 24 500                 | 24700                    |
| 65 YEARS AND OVER . . . . .   | 21 500  | 600                     | 1 600                    | 3 400                    | 4 800                    | 2 000                      | 2 300                      | 3 300                      | 1 300                      | 1 100                      | 1 300                  | 10600                    |
| OTHER MALE HEAD . . . . .   | 9 100   | 100                     | 500                      | 100                      | 300                      | 500                        | 1 100                      | 2 000                      | 1 800                      | 1 400                      | 1 200                  | 19800                    |
| UNDER 65 YEARS . . . . .  | 7 600   | 100                     | 300                      | -                        | 200                      | 300                        | 800                        | 1 700                      | 1 500                      | 1 400                      | 1 200                  | 21300                    |
| 65 YEARS AND OVER . . . . .   | 1 500   | -                       | 200                      | 100                      | 200                      | 200                        | 300                        | 300                        | 300                        | -                          | -                      | -                        |
| FEMALE HEAD . . . . .   | 22 000  | 1 200                   | 1 700                    | 2 100                    | 2 500                    | 2 800                      | 1 500                      | 3 900                      | 2 900                      | 1 700                      | 1 700                  | 13700                    |
| UNDER 65 YEARS . . . . .  | 18 100  | 900                     | 1 100                    | 1 800                    | 2 200                    | 2 200                      | 1 200                      | 3 700                      | 2 800                      | 1 600                      | 1 500                  | 15600                    |
| 65 YEARS AND OVER . . . . .   | 4 000   | 300                     | 600                      | 900                      | 600                      | 600                        | 300                        | 200                        | 100                        | 200                        | 200                    | 7700                     |
| 1-PERSON HOUSEHOLDS . . . . .   | 25 900  | 4 600                   | 6 100                    | 3 400                    | 3 200                    | 1 500                      | 1 700                      | 2 200                      | 1 400                      | 800                        | 900                    | 6300                     |
| UNDER 65 YEARS . . . . .  | 13 200  | 800                     | 1 800                    | 800                      | 2 200                    | 1 200                      | 1 700                      | 2 000                      | 1 100                      | 800                        | 800                    | 12100                    |
| 65 YEARS AND OVER . . . . .   | 12 700  | 3 800                   | 4 300                    | 2 600                    | 1 100                    | 300                        | -                          | 200                        | 300                        | -                          | 200                    | 4200                     |
| <b>OWN CHILDREN UNDER 18 YEARS OLD BY AGE GROUP</b>                             |         |                         |                          |                          |                          |                            |                            |                            |                            |                            |                        |                          |
| NO OWN CHILDREN UNDER 18 YEARS . . . . .  | 149 400 | 6 900                   | 9 800                    | 9 100                    | 12 700                   | 9 600                      | 10 300                     | 23 900                     | 21 600                     | 24 200                     | 21 400                 | 18400                    |
| WITH OWN CHILDREN UNDER 18 YEARS . . . . .                                      | 141 800 | 1 500                   | 1 100                    | 1 800                    | 3 900                    | 7 500                      | 11 400                     | 33 600                     | 30 700                     | 30 700                     | 19 600                 | 21600                    |
| UNDER 6 YEARS ONLY . . . . .  | 26 300  | 500                     | -                        | -                        | 300                      | 2 500                      | 2 800                      | 10 000                     | 5 500                      | 3 400                      | 1 400                  | 18600                    |
| 1 . . . . .   | 15 100  | 500                     | -                        | -                        | 200                      | 1 400                      | 1 700                      | 4 800                      | 3 300                      | 2 300                      | 900                    | 19000                    |
| 2 . . . . .   | 10 200  | -                       | -                        | -                        | 200                      | 1 100                      | 1 100                      | 4 700                      | 1 900                      | 1 100                      | 300                    | 18000                    |
| 3 OR MORE . . . . .   | 900     | -                       | -                        | -                        | -                        | -                          | -                          | 500                        | 300                        | 200                        | 200                    | -                        |
| 6 TO 17 YEARS ONLY . . . . .  | 92 000  | 900                     | 900                      | 1 700                    | 3 100                    | 3 500                      | 5 600                      | 17 900                     | 19 300                     | 23 200                     | 15 900                 | 23200                    |
| 1 . . . . .   | 38 700  | 300                     | 300                      | 800                      | 1 400                    | 1 100                      | 2 600                      | 6 600                      | 8 500                      | 9 300                      | 7 900                  | 23700                    |
| 2 . . . . .   | 33 700  | 500                     | 500                      | 600                      | 900                      | 2 000                      | 1 800                      | 6 500                      | 7 100                      | 9 000                      | 4 800                  | 22900                    |
| 3 OR MORE . . . . .   | 19 600  | 200                     | 200                      | 300                      | 800                      | 500                        | 1 100                      | 4 800                      | 3 700                      | 4 900                      | 3 200                  | 22800                    |
| BOTH AGE GROUPS . . . . .   | 23 500  | 200                     | 200                      | 200                      | 500                      | 1 500                      | 3 100                      | 5 700                      | 5 900                      | 4 000                      | 2 300                  | 20400                    |
| 2 . . . . .   | 9 700   | 200                     | -                        | -                        | 300                      | 600                        | 1 100                      | 2 800                      | 1 900                      | 2 000                      | 800                    | 19800                    |
| 3 OR MORE . . . . .   | 13 900  | -                       | 200                      | 200                      | 200                      | 900                        | 2 000                      | 2 900                      | 4 000                      | 2 000                      | 1 500                  | 20700                    |

TABLE C-1. INCOME OF FAMILIES AND PRIMARY INDIVIDUALS IN OWNER AND RENTER OCCUPIED HOUSING UNITS: 1976--CONTINUED

(DATA BASED ON SAMPLE, SEE TEXT, FOR MINIMUM BASE FOR DERIVED FIGURES (PERCENT, MEDIAN, ETC.) AND MEANING OF SYMBOLS, SEE TEXT)

| STANDARD METROPOLITAN STATISTICAL AREA<br>BALTIMORE, MD.<br>NOT IN CENTRAL CITY | TOTAL   | LESS<br>THAN<br>\$3,000 | \$3,000<br>TO<br>\$4,999 | \$5,000<br>TO<br>\$6,999 | \$7,000<br>TO<br>\$9,999 | \$10,000<br>TO<br>\$12,499 | \$12,500<br>TO<br>\$14,999 | \$15,000<br>TO<br>\$19,999 | \$20,000<br>TO<br>\$24,999 | \$25,000<br>TO<br>\$34,999 | \$35,000<br>OR<br>MORE | MEDIAN<br>(DOL-<br>LARS) |
|---|---------|-------------------------|--------------------------|--------------------------|--------------------------|----------------------------|----------------------------|----------------------------|----------------------------|----------------------------|------------------------|--------------------------|
| <b>OWNER OCCUPIED HOUSING UNITS--CONTINUED</b>                                  |         |                         |                          |                          |                          |                            |                            |                            |                            |                            |                        |                          |
| <b>YEARS OF SCHOOL COMPLETED BY HEAD</b>  |         |                         |                          |                          |                          |                            |                            |                            |                            |                            |                        |                          |
| NO SCHOOL YEARS COMPLETED . . . . .   | 300     | -                       | 200                      | -                        | -                        | -                          | -                          | -                          | -                          | -                          | 200                    | ...                      |
| <b>ELEMENTARY:</b>  |         |                         |                          |                          |                          |                            |                            |                            |                            |                            |                        |                          |
| LESS THAN 8 YEARS . . . . .   | 23 500  | 1 800                   | 2 400                    | 3 200                    | 3 400                    | 2 300                      | 1 700                      | 3 500                      | 2 500                      | 1 200                      | 1 600                  | 11100                    |
| 8 YEARS . . . . .   | 21 000  | 1 600                   | 2 300                    | 1 700                    | 2 800                    | 1 100                      | 2 400                      | 4 500                      | 2 000                      | 1 900                      | 1 800                  | 13600                    |
| <b>HIGH SCHOOL:</b>   |         |                         |                          |                          |                          |                            |                            |                            |                            |                            |                        |                          |
| 1 TO 3 YEARS . . . . .  | 42 300  | 2 000                   | 2 300                    | 1 500                    | 4 000                    | 3 700                      | 3 900                      | 9 100                      | 6 000                      | 7 900                      | 1 900                  | 17100                    |
| 4 YEARS . . . . .   | 85 900  | 1 800                   | 1 900                    | 3 700                    | 3 900                    | 6 000                      | 8 100                      | 20 500                     | 18 100                     | 12 700                     | 9 200                  | 19300                    |
| <b>COLLEGE:</b>   |         |                         |                          |                          |                          |                            |                            |                            |                            |                            |                        |                          |
| 1 TO 3 YEARS . . . . .  | 41 900  | 500                     | 1 100                    | 500                      | 1 300                    | 1 700                      | 2 900                      | 8 900                      | 9 400                      | 9 000                      | 6 700                  | 22200                    |
| 4 YEARS OR MORE . . . . .   | 76 200  | 800                     | 800                      | 300                      | 1 300                    | 2 300                      | 2 800                      | 11 000                     | 14 200                     | 22 100                     | 20 600                 | 27100                    |
| MEDIAN . . . . .  | 12.7    | 10.2                    | 9.6                      | 10.1                     | 10.6                     | 12.2                       | 12.4                       | 12.6                       | 12.9                       | 14.3                       | 16.0                   | ...                      |
| <b>YEAR HEAD MOVED INTO UNIT</b>  |         |                         |                          |                          |                          |                            |                            |                            |                            |                            |                        |                          |
| 1975 OR LATER . . . . .   | 39 100  | 500                     | 300                      | 200                      | 1 100                    | 2 600                      | 2 300                      | 9 100                      | 10 500                     | 7 800                      | 4 800                  | 21700                    |
| MOVED IN WITHIN PAST 12 MONTHS . . . . .  | 25 500  | -                       | 200                      | -                        | 1 100                    | 1 700                      | 2 000                      | 6 900                      | 6 200                      | 4 300                      | 3 100                  | 20700                    |
| APRIL 1970 TO 1974 . . . . .  | 71 500  | 1 100                   | 600                      | 1 200                    | 2 500                    | 4 000                      | 7 300                      | 16 300                     | 16 000                     | 13 500                     | 8 900                  | 20900                    |
| 1965 TO MARCH 1970 . . . . .  | 51 700  | 1 400                   | 1 200                    | 1 800                    | 1 900                    | 2 200                      | 4 400                      | 8 200                      | 8 800                      | 11 200                     | 10 600                 | 22700                    |
| 1960 TO 1964 . . . . .  | 37 600  | 600                     | 1 100                    | 900                      | 2 200                    | 2 200                      | 2 000                      | 7 000                      | 5 900                      | 9 000                      | 6 800                  | 22400                    |
| 1950 TO 1959 . . . . .  | 63 500  | 2 500                   | 2 800                    | 3 700                    | 5 500                    | 3 100                      | 3 700                      | 13 600                     | 9 100                      | 11 300                     | 8 100                  | 18800                    |
| 1949 OR EARLIER . . . . .   | 27 700  | 2 400                   | 4 900                    | 3 100                    | 3 400                    | 3 100                      | 2 100                      | 3 300                      | 1 800                      | 2 000                      | 1 700                  | 10100                    |
| <b>SPECIFIED OWNER OCCUPIED<sup>1</sup></b>                                     |         |                         |                          |                          |                          |                            |                            |                            |                            |                            |                        |                          |
|   | 261 800 | 7 900                   | 9 200                    | 9 500                    | 14 500                   | 15 100                     | 19 100                     | 50 800                     | 46 700                     | 51 100                     | 37 900                 | 20500                    |
| <b>VALUE</b>  |         |                         |                          |                          |                          |                            |                            |                            |                            |                            |                        |                          |
| LESS THAN \$10,000 . . . . .  | 1 400   | 200                     | 600                      | 200                      | 300                      | -                          | -                          | -                          | 200                        | -                          | -                      | ...                      |
| \$10,000 TO \$19,999 . . . . .  | 10 300  | 600                     | 1 400                    | 800                      | 1 500                    | 1 200                      | 1 200                      | 2 400                      | 600                        | 500                        | -                      | 11700                    |
| \$20,000 TO \$24,999 . . . . .  | 15 300  | 700                     | 600                      | 1 400                    | 1 800                    | 900                        | 1 400                      | 3 900                      | 1 900                      | 1 900                      | 800                    | 16000                    |
| \$25,000 TO \$29,999 . . . . .  | 18 500  | 1 500                   | 1 200                    | 1 100                    | 1 400                    | 1 600                      | 1 500                      | 5 600                      | 2 000                      | 1 200                      | 1 400                  | 15900                    |
| \$30,000 TO \$34,999 . . . . .  | 31 200  | 500                     | 900                      | 1 400                    | 1 700                    | 2 100                      | 4 500                      | 6 900                      | 5 200                      | 5 900                      | 2 000                  | 18200                    |
| \$35,000 TO \$39,999 . . . . .  | 31 700  | 900                     | 900                      | 1 800                    | 2 300                    | 2 900                      | 3 400                      | 5 900                      | 6 600                      | 5 100                      | 1 700                  | 17900                    |
| \$40,000 TO \$49,999 . . . . .  | 58 900  | 1 300                   | 1 900                    | 1 400                    | 2 500                    | 3 500                      | 3 400                      | 14 300                     | 11 500                     | 12 400                     | 6 700                  | 20500                    |
| \$50,000 TO \$59,999 . . . . .  | 39 800  | 1 100                   | 900                      | 800                      | 1 100                    | 1 900                      | 3 000                      | 5 800                      | 11 100                     | 9 800                      | 4 500                  | 22500                    |
| \$60,000 TO \$74,999 . . . . .  | 25 900  | 500                     | -                        | -                        | 300                      | 200                        | 300                        | 3 600                      | 4 800                      | 7 700                      | 8 600                  | 29300                    |
| \$75,000 OR MORE . . . . .  | 28 700  | 600                     | 800                      | 800                      | 1 500                    | 800                        | 300                        | 2 400                      | 2 800                      | 6 700                      | 12 100                 | 31600                    |
| MEDIAN . . . . .  | 43800   | 37400                   | 34500                    | 35000                    | 36000                    | 37900                      | 36200                      | 40500                      | 46000                      | 48900                      | 63100                  | ...                      |
| <b>VALUE-INCOME RATIO</b>   |         |                         |                          |                          |                          |                            |                            |                            |                            |                            |                        |                          |
| LESS THAN 1.5 . . . . .   | 54 300  | -                       | -                        | 200                      | 300                      | 500                        | 1 200                      | 6 800                      | 6 700                      | 16 100                     | 22 600                 | 32200                    |
| 1.5 TO 1.9 . . . . .  | 50 300  | -                       | 300                      | -                        | 600                      | 1 200                      | 1 700                      | 9 300                      | 12 500                     | 16 300                     | 8 400                  | 24800                    |
| 2.0 TO 2.4 . . . . .  | 47 800  | -                       | 400                      | 500                      | 1 100                    | 1 200                      | 3 900                      | 11 500                     | 14 300                     | 9 500                      | 5 400                  | 21800                    |
| 2.5 TO 2.9 . . . . .  | 35 600  | -                       | 200                      | -                        | 1 800                    | 2 200                      | 5 000                      | 12 300                     | 7 300                      | 5 500                      | 1 400                  | 18500                    |
| 3.0 TO 3.9 . . . . .  | 28 200  | -                       | -                        | 900                      | 2 000                    | 4 300                      | 5 300                      | 8 100                      | 3 900                      | 3 800                      | -                      | 16000                    |
| 4.0 OR MORE . . . . .   | 44 900  | 7 300                   | 6 300                    | 8 000                    | 8 700                    | 5 700                      | 2 000                      | 2 800                      | 2 000                      | -                          | -                      | 6700                     |
| NOT COMPUTED . . . . .  | 600     | 600                     | -                        | -                        | -                        | -                          | -                          | -                          | -                          | -                          | -                      | ...                      |
| <b>MORTGAGE STATUS</b>  |         |                         |                          |                          |                          |                            |                            |                            |                            |                            |                        |                          |
| MORTGAGE, DEED OF TRUST, OR LAND CONTRACT . . . . .                             | 171 000 | 1 900                   | 1 800                    | 2 100                    | 5 400                    | 8 600                      | 13 200                     | 35 800                     | 35 800                     | 39 400                     | 26 900                 | 22300                    |
| OWNED FREE AND CLEAR . . . . .  | 90 800  | 6 000                   | 7 400                    | 7 400                    | 9 100                    | 6 500                      | 5 900                      | 14 900                     | 10 900                     | 11 700                     | 11 000                 | 16000                    |
| <b>REAL ESTATE TAXES LAST YEAR</b>  |         |                         |                          |                          |                          |                            |                            |                            |                            |                            |                        |                          |
| MEAN (PER \$1,000 VALUE) . . . . .  | 12      | 10                      | 13                       | 13                       | 12                       | 12                         | 13                         | 13                         | 13                         | 12                         | 12                     | ...                      |
| <b>SELECTED MONTHLY HOUSING COSTS<sup>2</sup></b>                               |         |                         |                          |                          |                          |                            |                            |                            |                            |                            |                        |                          |
| <b>UNITS WITH A MORTGAGE</b>  |         |                         |                          |                          |                          |                            |                            |                            |                            |                            |                        |                          |
| LESS THAN \$100 . . . . .   | 171 000 | 1 900                   | 1 800                    | 2 100                    | 5 400                    | 8 600                      | 13 200                     | 35 800                     | 35 800                     | 39 400                     | 26 900                 | 22300                    |
| \$100 TO \$149 . . . . .  | 300     | -                       | -                        | 200                      | 200                      | -                          | -                          | 200                        | -                          | -                          | -                      | ...                      |
| \$150 TO \$199 . . . . .  | 7 400   | 200                     | 200                      | 300                      | 300                      | 500                        | 800                        | 4 000                      | 800                        | 300                        | 200                    | 16900                    |
| \$200 TO \$249 . . . . .  | 26 200  | 200                     | 900                      | 900                      | 1 700                    | 1 500                      | 2 700                      | 5 900                      | 4 800                      | 5 300                      | 2 300                  | 19400                    |
| \$250 TO \$299 . . . . .  | 32 300  | -                       | 500                      | 600                      | 1 300                    | 2 800                      | 3 900                      | 5 900                      | 6 800                      | 7 300                      | 3 400                  | 21000                    |
| \$300 TO \$399 . . . . .  | 26 500  | -                       | -                        | 800                      | 1 500                    | 2 500                      | 5 800                      | 5 900                      | 7 500                      | 5 100                      | 3 300                  | 21800                    |
| \$400 OR MORE . . . . .   | 37 000  | 600                     | -                        | 200                      | 200                      | 1 600                      | 2 000                      | 8 600                      | 8 300                      | 10 200                     | 5 400                  | 23300                    |
| NOT REPORTED . . . . .  | 24 900  | 500                     | -                        | 100                      | -                        | 300                        | 300                        | 3 300                      | 4 800                      | 7 600                      | 8 200                  | 29500                    |
| MEDIAN . . . . .  | 16 400  | 500                     | 300                      | 200                      | 900                      | 800                        | 1 100                      | 2 300                      | 2 800                      | 3 600                      | 4 000                  | 23900                    |
| <b>UNITS OWNED FREE AND CLEAR</b>   |         |                         |                          |                          |                          |                            |                            |                            |                            |                            |                        |                          |
| LESS THAN \$50 . . . . .  | 90 800  | 6 000                   | 7 400                    | 7 400                    | 9 100                    | 6 500                      | 5 900                      | 14 900                     | 10 900                     | 11 700                     | 11 000                 | 16000                    |
| \$50 TO \$69 . . . . .  | 1 100   | 300                     | 600                      | 200                      | -                        | -                          | -                          | -                          | -                          | -                          | -                      | ...                      |
| \$70 TO \$99 . . . . .  | 7 100   | 1 400                   | 1 300                    | 1 200                    | 1 100                    | 800                        | 200                        | 300                        | 600                        | 200                        | 200                    | 6500                     |
| \$100 TO \$149 . . . . .  | 25 200  | 1 800                   | 2 400                    | 3 500                    | 4 000                    | 2 400                      | 2 300                      | 3 400                      | 2 300                      | 1 900                      | 1 100                  | 10900                    |
| \$150 TO \$199 . . . . .  | 35 100  | 1 600                   | 2 000                    | 2 000                    | 3 000                    | 2 800                      | 2 700                      | 7 500                      | 5 300                      | 5 300                      | 3 000                  | 17300                    |
| \$200 OR MORE . . . . .   | 9 700   | 200                     | 200                      | 100                      | 200                      | 500                        | 300                        | 1 900                      | 1 400                      | 2 500                      | 2 500                  | 25700                    |
| NOT REPORTED . . . . .  | 3 300   | -                       | 200                      | 300                      | 200                      | -                          | 200                        | 800                        | 300                        | 300                        | 1 100                  | ...                      |
| MEDIAN . . . . .  | 9 300   | 800                     | 800                      | 800                      | 800                      | -                          | 300                        | 1 100                      | 900                        | 1 600                      | 3 200                  | 25500                    |
| <b>SELECTED MONTHLY HOUSING COSTS AS PERCENTAGE OF INCOME<sup>2</sup></b>       |         |                         |                          |                          |                          |                            |                            |                            |                            |                            |                        |                          |
| <b>UNITS WITH A MORTGAGE</b>  |         |                         |                          |                          |                          |                            |                            |                            |                            |                            |                        |                          |
| LESS THAN 10 PERCENT . . . . .  | 171 000 | 1 900                   | 1 800                    | 2 100                    | 5 400                    | 8 600                      | 13 200                     | 35 800                     | 35 800                     | 39 400                     | 26 900                 | 22300                    |
| 10 TO 14 PERCENT . . . . .  | 29 500  | -                       | -                        | -                        | -                        | -                          | 200                        | 2 800                      | 2 700                      | 11 500                     | 12 400                 | 33000                    |
| 15 TO 19 PERCENT . . . . .  | 40 500  | -                       | -                        | -                        | 200                      | 200                        | 1 100                      | 7 700                      | 11 900                     | 12 000                     | 7 600                  | 24700                    |
| 20 TO 24 PERCENT . . . . .  | 38 500  | -                       | -                        | 200                      | 200                      | 1 700                      | 1 400                      | 9 600                      | 11 100                     | 9 000                      | 2 800                  | 21700                    |
| 25 TO 29 PERCENT . . . . .  | 21 000  | -                       | -                        | 200                      | 1 200                    | 1 700                      | 3 900                      | 6 700                      | 4 800                      | 2 500                      | -                      | 17600                    |
| 30 TO 34 PERCENT . . . . .  | 17 800  | -                       | -                        | 600                      | 1 400                    | 3 400                      | 3 000                      | 6 400                      | 2 200                      | 900                        | -                      | 15500                    |
| 35 PERCENT OR MORE . . . . .  | 7 000   | 1 100                   | 1 500                    | 1 200                    | 1 600                    | 900                        | -                          | 300                        | 300                        | -                          | -                      | 6400                     |
| NOT COMPUTED . . . . .  | 300     | 300                     | -                        | -                        | -                        | -                          | -                          | -                          | -                          | -                          | -                      | ...                      |
| NOT REPORTED . . . . .  | 16 400  | 500                     | 300                      | 200                      | 900                      | 800                        | 1 100                      | 2 300                      | 2 800                      | 3 600                      | 4 000                  | 23900                    |
| MEDIAN . . . . .  | 16      | ...                     | ...                      | ...                      | 30                       | 26                         | 21                         | 18                         | 16                         | 13                         | 10-                    | ...                      |

<sup>1</sup>LIMITED TO 1-FAMILY HOMES ON LESS THAN 10 ACRES AND NO BUSINESS ON PROPERTY.

<sup>2</sup>SUM OF PAYMENTS FOR REAL ESTATE TAXES, PROPERTY INSURANCE, UTILITIES, FUEL, WATER, GARBAGE AND TRASH COLLECTION, AND MORTGAGE AT TIME OF ENUMERATION.

TABLE C-1. INCOME OF FAMILIES AND PRIMARY INDIVIDUALS IN OWNER AND RENTER OCCUPIED HOUSING UNITS: 1976--CONTINUED  
(DATA BASED ON SAMPLE, SEE TEXT. FOR MINIMUM BASE FOR DERIVED FIGURES (PERCENT, MEDIAN, ETC.) AND MEANING OF SYMBOLS, SEE TEXT)

| STANDARD METROPOLITAN STATISTICAL AREA<br>BALTIMORE, MD.<br>NOT IN CENTRAL CITY | TOTAL   | LESS<br>THAN<br>\$3,000 | \$3,000<br>TO<br>\$4,999 | \$5,000<br>TO<br>\$6,999 | \$7,000<br>TO<br>\$9,999 | \$10,000<br>TO<br>\$12,499 | \$12,500<br>TO<br>\$14,999 | \$15,000<br>TO<br>\$19,999 | \$20,000<br>TO<br>\$24,999 | \$25,000<br>TO<br>\$34,999 | \$35,000<br>OR<br>MORE | MEDIAN<br>(DOL-<br>LARS) |
|---|---------|-------------------------|--------------------------|--------------------------|--------------------------|----------------------------|----------------------------|----------------------------|----------------------------|----------------------------|------------------------|--------------------------|
| <b>SPECIFIED OWNER OCCUPIED<sup>1</sup>--CONTINUED</b>                          |         |                         |                          |                          |                          |                            |                            |                            |                            |                            |                        |                          |
| <b>UNITS OWNED FREE AND CLEAR</b>   |         |                         |                          |                          |                          |                            |                            |                            |                            |                            |                        |                          |
| LESS THAN 10 PERCENT  | 90 800  | 6 000                   | 7 400                    | 7 400                    | 9 100                    | 6 500                      | 5 900                      | 14 900                     | 10 900                     | 11 700                     | 11 000                 | 16000                    |
| 10 TO 14 PERCENT  | 43 000  | -                       | -                        | 1 200                    | 600                      | 2 400                      | 2 900                      | 10 100                     | 9 000                      | 10 000                     | 7 800                  | 22900                    |
| 15 TO 19 PERCENT  | 16 600  | -                       | 300                      | 1 200                    | 4 700                    | 3 300                      | 2 500                      | 3 400                      | 900                        | 200                        | -                      | 11600                    |
| 20 TO 24 PERCENT  | 8 100   | -                       | 1 600                    | 3 100                    | 2 200                    | 800                        | -                          | 300                        | -                          | -                          | -                      | 6500                     |
| 25 TO 34 PERCENT  | 3 600   | 100                     | 500                      | 800                      | 1 700                    | 500                        | -                          | -                          | -                          | -                          | -                      | ...                      |
| 35 PERCENT OR MORE  | 4 100   | 500                     | 2 400                    | 900                      | 300                      | -                          | 200                        | -                          | -                          | -                          | -                      | 4300                     |
| NOT COMPUTED  | 5 900   | 4 000                   | 1 600                    | 300                      | -                        | -                          | -                          | -                          | -                          | -                          | -                      | 3000-                    |
| NOT REPORTED  | 200     | 200                     | -                        | -                        | -                        | -                          | -                          | -                          | -                          | -                          | -                      | ...                      |
| MEDIAN  | 9 300   | 800                     | 800                      | -                        | 800                      | -                          | 300                        | 1 100                      | 900                        | 1 600                      | 3 200                  | 25500                    |
|   | 10-     | 35+                     | 28                       | 19                       | 14                       | 11                         | 10-                        | 10-                        | 10-                        | 10-                        | 10-                    | ...                      |
| <b>OWNER OCCUPIED HOUSING UNITS</b>   | 291 200 | 8 500                   | 10 900                   | 10 900                   | 16 500                   | 17 100                     | 21 800                     | 57 500                     | 52 200                     | 54 800                     | 41 000                 | 20200                    |
| <b>HEATING EQUIPMENT</b>  |         |                         |                          |                          |                          |                            |                            |                            |                            |                            |                        |                          |
| WARM-AIR FURNACE  | 187 100 | 4 300                   | 4 100                    | 5 500                    | 10 000                   | 10 700                     | 14 200                     | 38 100                     | 37 100                     | 38 700                     | 24 400                 | 20900                    |
| HEAT PUMP   | 800     | -                       | -                        | -                        | -                        | -                          | -                          | 200                        | 200                        | 500                        | -                      | ...                      |
| STEAM OR HOT WATER  | 79 400  | 3 100                   | 5 100                    | 3 700                    | 4 500                    | 4 900                      | 5 200                      | 14 600                     | 11 200                     | 13 200                     | 13 900                 | 19500                    |
| BUILT-IN ELECTRIC UNITS   | 12 700  | 300                     | 500                      | 800                      | 900                      | 500                        | 1 200                      | 2 500                      | 2 500                      | 1 100                      | 2 500                  | 19400                    |
| FLOOR, WALL, OR PIPELESS FURNACE  | 6 600   | -                       | 300                      | 600                      | 600                      | 600                        | 900                        | 1 900                      | 800                        | 900                        | -                      | 15600                    |
| OTHER MEANS   | 4 500   | 700                     | 900                      | 300                      | 400                      | 500                        | 200                        | 300                        | 600                        | 500                        | 200                    | 9200                     |
| NONE  | -       | -                       | -                        | -                        | -                        | -                          | -                          | -                          | -                          | -                          | -                      | -                        |
| <b>SOURCE OF WATER</b>  |         |                         |                          |                          |                          |                            |                            |                            |                            |                            |                        |                          |
| PUBLIC SYSTEM OR PRIVATE COMPANY  | 214 100 | 5 400                   | 6 400                    | 7 800                    | 12 500                   | 12 200                     | 15 600                     | 42 600                     | 40 000                     | 41 900                     | 29 700                 | 20600                    |
| INDIVIDUAL WELL   | 75 100  | 2 900                   | 4 300                    | 3 100                    | 4 000                    | 4 700                      | 6 200                      | 14 500                     | 12 000                     | 12 800                     | 10 700                 | 19300                    |
| OTHER   | 2 000   | 100                     | 200                      | -                        | -                        | 200                        | -                          | 500                        | 300                        | 200                        | 600                    | ...                      |
| <b>SEWAGE DISPOSAL</b>  |         |                         |                          |                          |                          |                            |                            |                            |                            |                            |                        |                          |
| PUBLIC SEWER  | 191 000 | 3 900                   | 6 300                    | 7 100                    | 12 200                   | 10 600                     | 15 100                     | 38 900                     | 35 900                     | 36 500                     | 24 600                 | 20200                    |
| SEPTIC TANK OR CESSPOOL   | 98 300  | 4 000                   | 4 000                    | 3 800                    | 4 300                    | 6 300                      | 6 700                      | 18 500                     | 15 900                     | 18 400                     | 16 400                 | 20500                    |
| OTHER   | 1 900   | 600                     | 600                      | -                        | -                        | 100                        | -                          | 100                        | 500                        | -                          | -                      | ...                      |
| <b>SELECTED CHARACTERISTICS</b>   |         |                         |                          |                          |                          |                            |                            |                            |                            |                            |                        |                          |
| WITH AIR CONDITIONING   | 216 200 | 4 200                   | 4 900                    | 6 600                    | 11 100                   | 11 300                     | 16 200                     | 43 600                     | 40 300                     | 44 900                     | 33 000                 | 21300                    |
| ROOM UNIT(S)  | 118 000 | 2 600                   | 4 200                    | 5 400                    | 8 400                    | 7 400                      | 11 100                     | 25 400                     | 19 800                     | 20 200                     | 13 500                 | 18900                    |
| CENTRAL SYSTEM  | 98 200  | 1 600                   | 800                      | 1 200                    | 2 800                    | 3 900                      | 5 100                      | 18 200                     | 20 500                     | 24 700                     | 19 500                 | 23800                    |
| WITH BASEMENT   | 228 500 | 6 500                   | 7 700                    | 8 900                    | 12 100                   | 12 500                     | 15 600                     | 43 900                     | 43 600                     | 45 200                     | 32 600                 | 20800                    |
| OWNED SECOND HOME   | 13 100  | 300                     | 500                      | 200                      | 600                      | -                          | 200                        | 2 000                      | 1 600                      | 3 500                      | 4 300                  | 28700                    |
| <b>AUTOMOBILES AVAILABLE:</b>   |         |                         |                          |                          |                          |                            |                            |                            |                            |                            |                        |                          |
| 1   | 108 600 | 3 400                   | 6 300                    | 7 500                    | 11 300                   | 9 500                      | 13 700                     | 25 200                     | 14 300                     | 11 400                     | 5 900                  | 15500                    |
| 2   | 125 600 | 800                     | 900                      | 600                      | 2 900                    | 5 400                      | 6 700                      | 25 700                     | 30 900                     | 32 500                     | 19 200                 | 23200                    |
| 3 OR MORE   | 40 600  | 200                     | 200                      | 300                      | 500                      | 1 100                      | 900                        | 5 000                      | 6 600                      | 11 000                     | 15 000                 | 30100                    |
| <b>RENTER OCCUPIED HOUSING UNITS</b>  | 131 800 | 8 500                   | 7 600                    | 10 900                   | 21 700                   | 19 400                     | 13 300                     | 24 700                     | 13 900                     | 8 100                      | 3 700                  | 12200                    |
| <b>UNITS IN STRUCTURE</b>   |         |                         |                          |                          |                          |                            |                            |                            |                            |                            |                        |                          |
| 1   | 46 300  | 2 800                   | 2 000                    | 2 300                    | 6 800                    | 6 300                      | 5 400                      | 9 000                      | 6 000                      | 3 700                      | 2 100                  | 13900                    |
| 2 TO 4  | 19 800  | 1 500                   | 2 000                    | 2 600                    | 3 800                    | 4 000                      | 2 000                      | 2 400                      | 900                        | 500                        | -                      | 9900                     |
| 5 TO 19   | 61 100  | 3 900                   | 3 500                    | 5 500                    | 10 000                   | 8 600                      | 5 300                      | 12 900                     | 6 300                      | 3 600                      | 1 600                  | 12200                    |
| 20 OR MORE  | 3 300   | 200                     | 100                      | 300                      | 600                      | 200                        | 600                        | 200                        | 800                        | 300                        | -                      | ...                      |
| MOBILE HOME OR TRAILER  | 1 300   | 200                     | -                        | 200                      | 500                      | 300                        | -                          | 200                        | -                          | -                          | -                      | ...                      |
| <b>YEAR STRUCTURE BUILT</b>   |         |                         |                          |                          |                          |                            |                            |                            |                            |                            |                        |                          |
| APRIL 1970 OR LATER   | 35 600  | 2 200                   | 1 400                    | 3 400                    | 6 100                    | 4 800                      | 4 400                      | 6 700                      | 4 200                      | 2 000                      | 300                    | 12400                    |
| 1965 TO MARCH 1970  | 24 300  | 500                     | 1 600                    | 1 300                    | 3 300                    | 3 700                      | 2 100                      | 5 500                      | 3 500                      | 2 300                      | 500                    | 14700                    |
| 1960 TO 1964  | 11 300  | 600                     | 500                      | 1 100                    | 1 900                    | 2 200                      | 1 100                      | 1 700                      | 1 300                      | 600                        | 300                    | 11800                    |
| 1950 TO 1959  | 12 900  | 800                     | 800                      | 1 300                    | 1 900                    | 1 600                      | 800                        | 3 400                      | 1 200                      | 1 000                      | 100                    | 12900                    |
| 1940 TO 1939  | 13 600  | 1 600                   | 1 100                    | 1 700                    | 1 700                    | 2 600                      | 1 400                      | 2 300                      | 800                        | 600                        | -                      | 10800                    |
| 1939 OR EARLIER   | 34 100  | 2 900                   | 2 300                    | 2 200                    | 6 900                    | 4 400                      | 3 500                      | 5 000                      | 2 900                      | 1 600                      | 2 500                  | 11600                    |
| <b>COMPLETE BATHROOMS</b>   |         |                         |                          |                          |                          |                            |                            |                            |                            |                            |                        |                          |
| 1   | 100 600 | 7 900                   | 6 100                    | 9 800                    | 18 400                   | 16 200                     | 11 000                     | 16 600                     | 8 500                      | 5 100                      | 900                    | 11200                    |
| 1 AND ONE-HALF  | 14 500  | 300                     | 800                      | 600                      | 1 300                    | 1 900                      | 1 200                      | 4 500                      | 2 200                      | 1 400                      | 300                    | 16300                    |
| 2 OR MORE   | 14 700  | -                       | 300                      | 200                      | 1 700                    | 900                        | 900                        | 3 400                      | 3 300                      | 1 600                      | 2 400                  | 19900                    |
| ALSO USED BY ANOTHER HOUSEHOLD  | 300     | -                       | 100                      | -                        | -                        | 100                        | -                          | -                          | -                          | -                          | -                      | ...                      |
| NONE  | 1 700   | 300                     | 300                      | 300                      | 300                      | 200                        | 100                        | 200                        | -                          | -                          | -                      | ...                      |
| <b>COMPLETE KITCHEN FACILITIES</b>  |         |                         |                          |                          |                          |                            |                            |                            |                            |                            |                        |                          |
| FOR EXCLUSIVE USE OF HOUSEHOLD  | 130 600 | 8 400                   | 7 500                    | 10 300                   | 21 400                   | 19 400                     | 13 300                     | 24 700                     | 13 900                     | 8 100                      | 3 700                  | 12300                    |
| ALSO USED BY ANOTHER HOUSEHOLD  | -       | -                       | -                        | -                        | -                        | -                          | -                          | -                          | -                          | -                          | -                      | -                        |
| NO COMPLETE KITCHEN FACILITIES  | 1 200   | 200                     | 200                      | 600                      | 300                      | -                          | -                          | -                          | -                          | -                          | -                      | ...                      |
| <b>ROOMS</b>  |         |                         |                          |                          |                          |                            |                            |                            |                            |                            |                        |                          |
| 1 AND 2 ROOMS   | 2 900   | 500                     | 500                      | 300                      | 400                      | 400                        | -                          | 400                        | 300                        | -                          | -                      | ...                      |
| 3 ROOMS   | 25 300  | 3 400                   | 2 200                    | 2 500                    | 5 000                    | 4 600                      | 3 100                      | 2 600                      | 900                        | 600                        | 300                    | 9700                     |
| 4 ROOMS   | 48 600  | 3 100                   | 2 300                    | 5 300                    | 9 800                    | 7 300                      | 5 400                      | 8 200                      | 3 900                      | 3 000                      | 200                    | 11300                    |
| 5 ROOMS   | 33 400  | 900                     | 1 400                    | 2 000                    | 4 800                    | 5 100                      | 2 800                      | 8 900                      | 4 500                      | 2 200                      | 800                    | 14600                    |
| 6 ROOMS   | 12 700  | 600                     | 900                      | 800                      | 1 100                    | 1 200                      | 1 100                      | 2 500                      | 2 900                      | 1 100                      | 500                    | 16300                    |
| 7 ROOMS OR MORE   | 9 000   | -                       | 300                      | -                        | 500                      | 700                        | 900                        | 2 000                      | 1 400                      | 1 300                      | 2 000                  | 20300                    |
| MEDIAN  | 4.3     | 3.6                     | 4.0                      | 4.0                      | 4.0                      | 4.1                        | 4.2                        | 4.6                        | 4.9                        | 4.7                        | ...                    | ...                      |
| <b>BEDROOMS</b>   |         |                         |                          |                          |                          |                            |                            |                            |                            |                            |                        |                          |
| NONE  | 900     | 300                     | 200                      | 200                      | 300                      | -                          | -                          | -                          | -                          | -                          | -                      | ...                      |
| 1   | 39 400  | 3 900                   | 3 300                    | 4 300                    | 6 200                    | 6 400                      | 4 300                      | 6 200                      | 2 500                      | 1 900                      | 500                    | 10800                    |
| 2   | 63 100  | 3 700                   | 2 800                    | 5 200                    | 12 700                   | 9 700                      | 6 400                      | 12 200                     | 5 700                      | 3 900                      | 800                    | 11800                    |
| 3 OR MORE   | 28 300  | 600                     | 1 400                    | 1 200                    | 2 500                    | 3 200                      | 2 600                      | 6 300                      | 5 700                      | 2 300                      | 2 400                  | 17100                    |

<sup>1</sup>LIMITED TO 1-FAMILY HOMES ON LESS THAN 10 ACRES AND NO BUSINESS ON PROPERTY.

TABLE C-1. INCOME OF FAMILIES AND PRIMARY INDIVIDUALS IN OWNER AND RENTER OCCUPIED HOUSING UNITS: 1976--CONTINUED  
(DATA BASED ON SAMPLE, SEE TEXT. FOR MINIMUM BASE FOR DERIVED FIGURES (PERCENT, MEDIAN, ETC.) AND MEANING OF SYMBOLS, SEE TEXT)

| STANDARD METROPOLITAN STATISTICAL AREA<br>BALTIMORE, MD.<br>NOT IN CENTRAL CITY | TOTAL   | LESS<br>THAN<br>\$3,000 | \$3,000<br>TO<br>\$4,999 | \$5,000<br>TO<br>\$6,999 | \$7,000<br>TO<br>\$9,999 | \$10,000<br>TO<br>\$12,499 | \$12,500<br>TO<br>\$14,999 | \$15,000<br>TO<br>\$19,999 | \$20,000<br>TO<br>\$24,999 | \$25,000<br>TO<br>\$34,999 | \$35,000<br>OR<br>MORE | MEDIAN<br>(DOL-<br>LARS) |
|---|---------|-------------------------|--------------------------|--------------------------|--------------------------|----------------------------|----------------------------|----------------------------|----------------------------|----------------------------|------------------------|--------------------------|
| RENTER OCCUPIED HOUSING UNITS--CONTINUED  |         |                         |                          |                          |                          |                            |                            |                            |                            |                            |                        |                          |
| PERSONS   |         |                         |                          |                          |                          |                            |                            |                            |                            |                            |                        |                          |
| 1 PERSON . . . . .  | 36 600  | 5 400                   | 3 600                    | 4 600                    | 6 000                    | 6 100                      | 3 300                      | 4 600                      | 900                        | 1 600                      | 500                    | 9300                     |
| 2 PERSONS . . . . .   | 43 500  | 2 000                   | 1 700                    | 2 500                    | 8 700                    | 4 800                      | 4 300                      | 10 000                     | 5 700                      | 3 100                      | 600                    | 13700                    |
| 3 PERSONS . . . . .   | 24 900  | 600                     | 1 200                    | 2 600                    | 3 300                    | 4 000                      | 2 700                      | 4 200                      | 3 200                      | 1 900                      | 1 200                  | 13200                    |
| 4 PERSONS . . . . .   | 15 600  | 200                     | 1 100                    | 500                      | 2 500                    | 2 600                      | 1 500                      | 3 100                      | 2 500                      | 1 100                      | 600                    | 14200                    |
| 5 PERSONS . . . . .   | 7 200   | 300                     | -                        | 600                      | 600                      | 1 400                      | 1 000                      | 1 200                      | 1 200                      | 500                        | 300                    | 14200                    |
| 6 PERSONS OR MORE . . . . .   | 3 900   | -                       | -                        | 200                      | 600                      | 500                        | 500                        | 1 500                      | 300                        | -                          | 400                    | 15900                    |
| MEDIAN . . . . .  | 2.2     | 1.5-                    | 1.6                      | 1.9                      | 2.0                      | 2.2                        | 2.3                        | 2.3                        | 2.6                        | 2.3                        | ...                    | ...                      |
| UNITS WITH SUBFAMILIES . . . . .  | 1 500   | -                       | -                        | -                        | 300                      | 100                        | -                          | 100                        | 300                        | -                          | 200                    | ...                      |
| UNITS WITH NONRELATIVES . . . . .   | 10 100  | 500                     | 1 100                    | 900                      | 2 600                    | 1 700                      | 1 200                      | 1 400                      | 300                        | 300                        | -                      | 9900                     |
| PLUMBING FACILITIES BY PERSONS PER ROOM   |         |                         |                          |                          |                          |                            |                            |                            |                            |                            |                        |                          |
| WITH ALL PLUMBING FACILITIES . . . . .  | 130 100 | 8 200                   | 7 300                    | 10 600                   | 21 400                   | 19 200                     | 13 100                     | 24 500                     | 13 900                     | 8 100                      | 3 700                  | 12300                    |
| 1.00 OR LESS . . . . .  | 126 900 | 8 100                   | 7 300                    | 10 200                   | 20 800                   | 18 800                     | 12 300                     | 23 800                     | 13 900                     | 8 100                      | 3 700                  | 12300                    |
| 1.01 TO 1.50 . . . . .  | 2 700   | 200                     | -                        | 500                      | 500                      | 500                        | 600                        | 600                        | -                          | -                          | -                      | ...                      |
| 1.51 OR MORE . . . . .  | 500     | -                       | -                        | -                        | 200                      | -                          | 200                        | 200                        | -                          | -                          | -                      | ...                      |
| LACKING SOME OR ALL PLUMBING FACILITIES . . . . .                               | 1 700   | 300                     | 300                      | 300                      | 300                      | 100                        | 100                        | 200                        | -                          | -                          | -                      | ...                      |
| 1.00 OR LESS . . . . .  | 1 400   | 300                     | 300                      | 300                      | 200                      | 100                        | -                          | 200                        | -                          | -                          | -                      | ...                      |
| 1.01 TO 1.50 . . . . .  | 200     | -                       | -                        | -                        | 200                      | -                          | -                          | -                          | -                          | -                          | -                      | ...                      |
| 1.51 OR MORE . . . . .  | 100     | -                       | -                        | -                        | -                        | -                          | 100                        | -                          | -                          | -                          | -                      | ...                      |
| HOUSEHOLD COMPOSITION BY AGE OF HEAD  |         |                         |                          |                          |                          |                            |                            |                            |                            |                            |                        |                          |
| 2-OR-MORE-PERSON HOUSEHOLDS . . . . .   | 95 200  | 3 100                   | 4 000                    | 6 400                    | 15 600                   | 13 200                     | 10 000                     | 20 000                     | 13 000                     | 6 500                      | 3 200                  | 13800                    |
| MALE HEAD, WIFE PRESENT, NO NONRELATIVES . . . . .                              | 69 900  | 900                     | 1 800                    | 2 900                    | 9 700                    | 10 000                     | 7 200                      | 17 000                     | 12 100                     | 5 400                      | 2 900                  | 15700                    |
| UNDER 25 YEARS . . . . .  | 14 000  | 300                     | 500                      | 800                      | 4 200                    | 2 900                      | 900                        | 3 100                      | 800                        | 500                        | -                      | 11000                    |
| 25 TO 29 YEARS . . . . .  | 16 200  | -                       | -                        | 300                      | 2 200                    | 3 500                      | 2 400                      | 3 200                      | 2 200                      | 2 300                      | -                      | 14600                    |
| 30 TO 34 YEARS . . . . .  | 10 600  | 200                     | 200                      | 300                      | 600                      | 1 100                      | 800                        | 3 200                      | 3 500                      | 500                        | 300                    | 18400                    |
| 35 TO 44 YEARS . . . . .  | 10 400  | -                       | 600                      | 100                      | 500                      | 900                        | 1 700                      | 3 400                      | 1 400                      | 800                        | 900                    | 16900                    |
| 45 TO 64 YEARS . . . . .  | 14 300  | 300                     | 200                      | 300                      | 1 200                    | 1 400                      | 1 100                      | 3 400                      | 3 700                      | 1 100                      | 1 700                  | 19000                    |
| 65 YEARS AND OVER . . . . .   | 4 500   | 100                     | 500                      | 1 100                    | 900                      | 200                        | 300                        | 600                        | 500                        | 300                        | -                      | 8800                     |
| OTHER MALE HEAD . . . . .   | 9 000   | -                       | 1 100                    | 300                      | 2 000                    | 1 600                      | 1 100                      | 1 200                      | 800                        | 800                        | 200                    | 11800                    |
| UNDER 65 YEARS . . . . .  | 8 500   | -                       | 900                      | 300                      | 2 000                    | 1 600                      | 900                        | 1 100                      | 800                        | 800                        | 200                    | 11600                    |
| 65 YEARS AND OVER . . . . .   | 500     | -                       | 200                      | -                        | -                        | -                          | 100                        | 200                        | -                          | -                          | -                      | ...                      |
| FEMALE HEAD . . . . .   | 16 200  | 2 200                   | 1 100                    | 3 100                    | 4 000                    | 1 700                      | 1 700                      | 1 800                      | 200                        | 300                        | 200                    | 8300                     |
| UNDER 65 YEARS . . . . .  | 14 500  | 1 900                   | 1 100                    | 2 800                    | 3 500                    | 1 500                      | 1 600                      | 1 700                      | -                          | 300                        | 200                    | 8300                     |
| 65 YEARS AND OVER . . . . .   | 1 700   | 300                     | -                        | 300                      | 500                      | 100                        | 200                        | 100                        | 200                        | -                          | -                      | ...                      |
| 1-PERSON HOUSEHOLDS . . . . .   | 36 600  | 5 400                   | 3 600                    | 4 600                    | 6 000                    | 6 100                      | 3 300                      | 4 600                      | 900                        | 1 600                      | 500                    | 9300                     |
| UNDER 65 YEARS . . . . .  | 27 300  | 1 700                   | 1 500                    | 3 200                    | 5 100                    | 5 500                      | 3 000                      | 4 500                      | 900                        | 1 400                      | 500                    | 11000                    |
| 65 YEARS AND OVER . . . . .   | 9 300   | 3 700                   | 2 100                    | 1 400                    | 1 000                    | 600                        | 300                        | 100                        | -                          | 200                        | -                      | 3900                     |
| OWN CHILDREN UNDER 18 YEARS OLD BY AGE GROUP                                    |         |                         |                          |                          |                          |                            |                            |                            |                            |                            |                        |                          |
| NO OWN CHILDREN UNDER 18 YEARS . . . . .  | 84 600  | 6 700                   | 5 500                    | 7 200                    | 14 100                   | 11 200                     | 8 200                      | 14 900                     | 8 200                      | 6 400                      | 2 200                  | 12000                    |
| WITH OWN CHILDREN UNDER 18 YEARS . . . . .                                      | 47 200  | 1 800                   | 2 200                    | 3 700                    | 7 600                    | 8 100                      | 5 100                      | 9 700                      | 5 700                      | 1 700                      | 1 500                  | 12600                    |
| UNDER 6 YEARS ONLY . . . . .  | 18 700  | 600                     | 800                      | 1 200                    | 4 500                    | 4 100                      | 2 200                      | 2 500                      | 1 500                      | 800                        | 500                    | 11200                    |
| 1 . . . . .   | 13 900  | 600                     | 800                      | 1 100                    | 2 800                    | 3 200                      | 1 400                      | 1 700                      | 1 500                      | 500                        | 300                    | 11300                    |
| 2 . . . . .   | 4 300   | -                       | 200                      | 200                      | 1 400                    | 900                        | 600                        | 800                        | 200                        | 200                        | 200                    | 11200                    |
| 3 OR MORE . . . . .   | 500     | -                       | -                        | -                        | 300                      | -                          | -                          | -                          | -                          | -                          | -                      | ...                      |
| 6 TO 17 YEARS ONLY . . . . .  | 21 700  | 600                     | 1 200                    | 1 700                    | 2 300                    | 2 800                      | 1 900                      | 5 500                      | 3 600                      | 1 100                      | 1 100                  | 15300                    |
| 1 . . . . .   | 9 600   | 300                     | 500                      | 900                      | 1 200                    | 1 200                      | 500                        | 2 600                      | 1 500                      | 500                        | 500                    | 15600                    |
| 2 . . . . .   | 7 600   | 200                     | 900                      | 500                      | 800                      | 800                        | 600                        | 1 700                      | 1 400                      | 500                        | 100                    | 14800                    |
| 3 OR MORE . . . . .   | 4 500   | 200                     | -                        | 300                      | 300                      | 700                        | 600                        | 1 200                      | 600                        | 200                        | 400                    | 15600                    |
| BOTH AGE GROUPS . . . . .   | 6 700   | 600                     | -                        | 800                      | 800                      | 1 200                      | 1 100                      | 1 700                      | 600                        | -                          | -                      | 12500                    |
| 1 . . . . .   | 3 500   | 600                     | -                        | 500                      | 500                      | 600                        | 500                        | 600                        | 300                        | -                          | -                      | ...                      |
| 2 . . . . .   | 3 200   | -                       | -                        | 300                      | 300                      | 600                        | 600                        | 1 100                      | 300                        | -                          | -                      | ...                      |
| YEARS OF SCHOOL COMPLETED BY HEAD   |         |                         |                          |                          |                          |                            |                            |                            |                            |                            |                        |                          |
| NO SCHOOL YEARS COMPLETED . . . . .   | 300     | 100                     | -                        | -                        | -                        | -                          | -                          | 100                        | -                          | -                          | -                      | ...                      |
| ELEMENTARY . . . . .  | 10 800  | 2 400                   | 1 600                    | 1 900                    | 1 100                    | 1 100                      | 1 100                      | 500                        | 800                        | 200                        | -                      | 6400                     |
| 8 YEARS . . . . .   | 5 900   | 1 200                   | 600                      | 900                      | 900                      | 300                        | 100                        | 600                        | 800                        | 200                        | 200                    | 7500                     |
| HIGH SCHOOL . . . . .   | 21 400  | 2 000                   | 1 500                    | 2 300                    | 3 900                    | 3 200                      | 2 800                      | 3 800                      | 1 400                      | 500                        | -                      | 10700                    |
| 1 TO 3 YEARS . . . . .  | 44 200  | 1 400                   | 2 000                    | 3 300                    | 9 600                    | 8 600                      | 3 900                      | 7 600                      | 5 100                      | 1 700                      | 1 100                  | 11700                    |
| COLLEGE . . . . .   | 21 200  | 1 100                   | 1 200                    | 900                      | 2 600                    | 2 800                      | 2 600                      | 5 200                      | 3 100                      | 1 200                      | 300                    | 14300                    |
| 1 TO 3 YEARS . . . . .  | 25 400  | 300                     | 600                      | 1 600                    | 3 600                    | 3 400                      | 2 800                      | 6 700                      | 2 800                      | 4 400                      | 2 200                  | 16400                    |
| 4 YEARS OR MORE . . . . .   | 12.6    | 9.9                     | 12.0                     | 12.1                     | 12.5                     | 12.6                       | 12.7                       | 12.9                       | 12.8                       | 16.1                       | ...                    | ...                      |
| YEAR HEAD MOVED INTO UNIT   |         |                         |                          |                          |                          |                            |                            |                            |                            |                            |                        |                          |
| 1975 OR LATER . . . . .   | 67 600  | 3 400                   | 3 100                    | 4 800                    | 12 700                   | 11 000                     | 6 200                      | 12 300                     | 6 700                      | 5 300                      | 2 000                  | 12200                    |
| MOVED IN WITHIN PAST 12 MONTHS . . . . .  | 45 700  | 1 900                   | 2 200                    | 2 800                    | 8 900                    | 8 000                      | 4 200                      | 9 300                      | 4 300                      | 3 200                      | 900                    | 12200                    |
| APRIL 1970 TO 1974 . . . . .  | 42 700  | 2 200                   | 2 800                    | 4 200                    | 6 200                    | 6 500                      | 5 200                      | 8 200                      | 4 500                      | 1 900                      | 1 100                  | 12300                    |
| 1965 TO MARCH 1970 . . . . .  | 14 300  | 1 700                   | 1 100                    | 1 100                    | 1 600                    | 1 400                      | 1 200                      | 3 500                      | 1 800                      | 500                        | 500                    | 13200                    |
| 1960 TO 1964 . . . . .  | 3 300   | 500                     | 300                      | 500                      | 800                      | 500                        | -                          | 200                        | 500                        | -                          | 100                    | ...                      |
| 1950 TO 1959 . . . . .  | 2 800   | 600                     | 300                      | 100                      | 300                      | -                          | 500                        | 300                        | 300                        | 300                        | -                      | ...                      |
| 1949 OR EARLIER . . . . .   | 1 100   | 100                     | -                        | 100                      | 200                      | -                          | 100                        | 100                        | 200                        | 200                        | -                      | ...                      |
| GROSS RENT  |         |                         |                          |                          |                          |                            |                            |                            |                            |                            |                        |                          |
| SPECIFIED RENTER OCCUPIED . . . . .   | 129 300 | 8 500                   | 7 300                    | 10 800                   | 21 200                   | 19 200                     | 13 000                     | 24 500                     | 13 200                     | 8 100                      | 3 500                  | 12200                    |
| LESS THAN \$70 . . . . .  | 1 400   | 900                     | -                        | 200                      | 200                      | -                          | -                          | -                          | -                          | 200                        | -                      | ...                      |
| \$70 TO \$99 . . . . .  | 3 100   | 800                     | 300                      | 300                      | 900                      | 100                        | 300                        | -                          | 200                        | 200                        | -                      | ...                      |
| \$100 TO \$124 . . . . .  | 7 300   | 1 100                   | 1 100                    | 1 100                    | 1 100                    | 900                        | 300                        | 1 200                      | 300                        | -                          | 200                    | 8100                     |
| \$125 TO \$149 . . . . .  | 11 600  | 1 700                   | 1 100                    | 2 500                    | 2 300                    | 2 000                      | 800                        | 900                        | 300                        | -                          | -                      | 7600                     |
| \$150 TO \$174 . . . . .  | 13 400  | 1 200                   | 800                      | 1 600                    | 4 000                    | 2 100                      | 1 200                      | 1 600                      | 300                        | -                          | -                      | 9300                     |
| \$175 TO \$199 . . . . .  | 18 700  | 600                     | 900                      | 1 400                    | 3 700                    | 4 100                      | 3 200                      | 2 400                      | 1 400                      | 800                        | -                      | 11600                    |
| \$200 TO \$249 . . . . .  | 39 600  | 1 200                   | 2 000                    | 3 000                    | 5 900                    | 6 000                      | 3 900                      | 9 900                      | 4 500                      | 2 300                      | 800                    | 13500                    |
| \$250 TO \$299 . . . . .  | 18 300  | 500                     | 300                      | 200                      | 1 600                    | 2 800                      | 2 200                      | 5 100                      | 3 300                      | 1 700                      | 800                    | 16700                    |
| \$300 TO \$349 . . . . .  | 6 500   | -                       | 200                      | -                        | 600                      | 300                        | 300                        | 1 800                      | 1 700                      | 1 300                      | 300                    | 20000                    |
| \$350 OR MORE . . . . .   | 4 500   | -                       | 200                      | -                        | 100                      | 300                        | 200                        | 300                        | 900                        | 900                        | 1 500                  | 27400                    |
| NO CASH RENT . . . . .  | 5 000   | 500                     | 500                      | 600                      | 800                      | 500                        | 600                        | 1 200                      | 300                        | 200                        | -                      | 11000                    |
| MEDIAN . . . . .  | 208     | 142                     | 179                      | 165                      | 186                      | 201                        | 204                        | 227                        | 243                        | 247                        | ...                    | ...                      |

\*EXCLUDES 1-FAMILY HOMES ON 10 ACRES OR MORE.



TABLE C-1. INCOME OF FAMILIES AND PRIMARY INDIVIDUALS IN OWNER AND RENTER OCCUPIED HOUSING UNITS: 1976--CONTINUED  
 (DATA BASED ON SAMPLE, SEE TEXT. FOR MINIMUM BASE FOR DERIVED FIGURES (PERCENT, MEDIAN, ETC.) AND MEANING OF SYMBOLS, SEE TEXT)

| STANDARD METROPOLITAN STATISTICAL AREA<br>BALTIMORE, MD.<br>NOT IN CENTRAL CITY | TOTAL   | LESS    | \$3,000 | \$5,000 | \$7,000 | \$10,000 | \$12,500 | \$15,000 | \$20,000 | \$25,000 | \$35,000 | MEDIAN<br>(DOL-<br>LARS) |
|---|---------|---------|---------|---------|---------|----------|----------|----------|----------|----------|----------|--------------------------|
|   |         | THAN    | TO      | TO      | TO      | TO       | TO       | TO       | TO       | TO       | OR       |                          |
|   |         | \$3,000 | \$4,999 | \$6,999 | \$9,999 | \$12,499 | \$14,999 | \$19,999 | \$24,999 | \$34,999 | MORE     |                          |
| <b>GROSS RENT AS PERCENTAGE OF INCOME</b>                                       |         |         |         |         |         |          |          |          |          |          |          |                          |
| <b>SPECIFIED RENTER OCCUPIED<sup>1</sup></b>                                    |         |         |         |         |         |          |          |          |          |          |          |                          |
| LESS THAN 10 PERCENT . . . . .  | 129 300 | 8 500   | 7 300   | 10 800  | 21 200  | 19 200   | 13 000   | 24 500   | 13 200   | 8 100    | 3 500    | 12200                    |
| 10 TO 14 PERCENT . . . . .  | 7 100   | -       | -       | 200     | 200     | -        | 300      | 1 400    | 1 200    | 1 900    | 2 000    | 26900                    |
| 15 TO 19 PERCENT . . . . .  | 24 000  | -       | -       | -       | 900     | 1 400    | 1 700    | 6 600    | 7 400    | 5 000    | 1 100    | 21000                    |
| 20 TO 24 PERCENT . . . . .  | 28 500  | -       | -       | 300     | 2 500   | 5 500    | 4 900    | 11 500   | 3 200    | 600      | -        | 15500                    |
| 25 TO 34 PERCENT . . . . .  | 20 800  | 600     | 300     | 900     | 4 600   | 6 000    | 3 600    | 3 100    | 900      | 300      | 400      | 11500                    |
| 35 PERCENT OR MORE . . . . .  | 22 400  | 300     | 600     | 3 900   | 9 300   | 5 600    | 1 700    | 600      | 200      | 200      | -        | 9000                     |
| NOT COMPUTED . . . . .  | 21 000  | 6 700   | 5 900   | 4 800   | 2 900   | 300      | 200      | 200      | -        | -        | -        | 4300                     |
| MEDIAN . . . . .  | 5 500   | 900     | 500     | 600     | 800     | 500      | 600      | 1 200    | 300      | 200      | -        | 9900                     |
|   | 21      | 35+     | 35+     | 34      | 27      | 22       | 19       | 17       | 14       | 12       | ...      | ...                      |
| <b>HEATING EQUIPMENT</b>  |         |         |         |         |         |          |          |          |          |          |          |                          |
| WARM-AIR FURNACE . . . . .  | 90 400  | 5 600   | 2 800   | 8 000   | 14 300  | 12 800   | 9 000    | 19 000   | 10 600   | 6 400    | 1 900    | 13000                    |
| HEAT PUMP . . . . .   | 200     | -       | -       | 200     | -       | -        | -        | -        | -        | -        | -        | ...                      |
| STEAM OR HOT WATER . . . . .  | 30 600  | 1 900   | 3 200   | 2 000   | 5 300   | 4 900    | 3 100    | 4 700    | 2 200    | 1 600    | 1 800    | 11500                    |
| BUILT-IN ELECTRIC UNITS . . . . .   | 2 500   | 200     | 800     | -       | 600     | 300      | 200      | 300      | 300      | -        | -        | ...                      |
| FLOOR, WALL, OR PIPELESS FURNACE . . . . .                                      | 2 900   | 200     | 200     | 100     | 500     | 300      | 500      | 500      | 600      | 100      | -        | ...                      |
| OTHER MEANS . . . . .   | 5 300   | 800     | 600     | 600     | 1 000   | 1 100    | 600      | 300      | 300      | -        | -        | 8600                     |
| NONE . . . . .  | -       | -       | -       | -       | -       | -        | -        | -        | -        | -        | -        | -                        |
| <b>SOURCE OF WATER</b>  |         |         |         |         |         |          |          |          |          |          |          |                          |
| PUBLIC SYSTEM OR PRIVATE COMPANY . . . . .                                      | 116 100 | 7 300   | 6 500   | 10 000  | 18 400  | 16 500   | 12 000   | 22 600   | 12 100   | 7 200    | 3 400    | 12400                    |
| INDIVIDUAL WELL . . . . .   | 15 100  | 1 100   | 1 100   | 700     | 3 300   | 2 900    | 1 100    | 2 000    | 1 700    | 900      | 300      | 11200                    |
| OTHER . . . . .   | 600     | 200     | -       | 200     | -       | -        | 100      | -        | 200      | -        | -        | ...                      |
| <b>SEWAGE DISPOSAL</b>  |         |         |         |         |         |          |          |          |          |          |          |                          |
| PUBLIC SEWER . . . . .  | 112 100 | 7 100   | 6 400   | 10 200  | 18 100  | 16 300   | 12 000   | 21 400   | 11 400   | 6 900    | 2 400    | 12200                    |
| SEPTIC TANK OR CESSPOOL . . . . .   | 18 300  | 1 100   | 1 100   | 500     | 3 300   | 3 100    | 1 100    | 3 100    | 2 600    | 1 200    | 1 300    | 13000                    |
| OTHER . . . . .   | 1 400   | 300     | 200     | 300     | 300     | -        | 100      | 200      | -        | -        | -        | ...                      |
| <b>SELECTED CHARACTERISTICS</b>   |         |         |         |         |         |          |          |          |          |          |          |                          |
| WITH AIR CONDITIONING . . . . .   | 101 100 | 5 100   | 4 500   | 7 300   | 15 700  | 13 900   | 9 700    | 21 800   | 12 100   | 7 300    | 3 500    | 13500                    |
| ROOM UNIT(S) . . . . .  | 32 700  | 2 000   | 1 400   | 2 200   | 5 600   | 4 000    | 3 400    | 7 200    | 3 100    | 2 200    | 1 800    | 13500                    |
| CENTRAL SYSTEM . . . . .  | 68 300  | 3 100   | 3 100   | 5 200   | 10 100  | 9 900    | 6 400    | 14 500   | 9 000    | 5 100    | 1 700    | 13500                    |
| 4 FLOORS OR MORE . . . . .  | 2 400   | -       | 300     | 200     | 300     | 200      | 300      | 800      | 200      | -        | 200      | ...                      |
| WITH ELEVATOR . . . . .   | 900     | -       | 100     | 200     | 200     | -        | 100      | 200      | 200      | -        | -        | ...                      |
| OWNED SECOND HOME . . . . .   | 2 500   | 200     | -       | -       | -       | -        | 200      | 900      | 300      | 200      | 800      | ...                      |
| <b>AUTOMOBILES AVAILABLE:</b>   |         |         |         |         |         |          |          |          |          |          |          |                          |
| 1 . . . . .   | 72 400  | 2 200   | 2 800   | 7 800   | 14 800  | 13 700   | 8 300    | 13 200   | 6 000    | 2 700    | 900      | 11600                    |
| 2 . . . . .   | 34 400  | 200     | 1 100   | 900     | 2 900   | 4 200    | 2 600    | 9 300    | 6 700    | 4 800    | 1 700    | 17800                    |
| 3 OR MORE . . . . .   | 6 000   | -       | -       | -       | 600     | 800      | 800      | 1 200    | 1 100    | 500      | 1 100    | 18400                    |
| UNITS IN PUBLIC HOUSING PROJECT . . . . .                                       | 7 300   | 1 100   | 600     | 900     | 1 200   | 900      | 1 100    | 1 100    | 300      | -        | -        | 9300                     |
| PRIVATE UNITS WITH GOVERNMENT RENT SUBSIDY . . . . .                            | 5 900   | 800     | 600     | 1 600   | 1 700   | 500      | 300      | 200      | 300      | -        | -        | 7000                     |

<sup>1</sup>EXCLUDES 1-FAMILY HOMES ON 10 ACRES OR MORE.

TABLE C-2. VALUE OF OWNER OCCUPIED HOUSING UNITS: 1976

(DATA BASED ON SAMPLE, SEE TEXT. FOR MINIMUM BASE FOR DERIVED FIGURES (PERCENT, MEDIAN, ETC.) AND MEANING OF SYMBOLS, SEE TEXT)

| STANDARD METROPOLITAN STATISTICAL AREA<br>BALTIMORE, MD.<br>NOT IN CENTRAL CITY | TOTAL   | LESS<br>THAN<br>\$10,000 | \$10,000<br>TO<br>\$19,999 | \$20,000<br>TO<br>\$24,999 | \$25,000<br>TO<br>\$29,999 | \$30,000<br>TO<br>\$34,999 | \$35,000<br>TO<br>\$39,999 | \$40,000<br>TO<br>\$49,999 | \$50,000<br>TO<br>\$59,999 | \$60,000<br>TO<br>\$74,999 | \$75,000<br>OR<br>MORE | MEDIAN<br>(DOL-<br>LARS) |
|---|---------|--------------------------|----------------------------|----------------------------|----------------------------|----------------------------|----------------------------|----------------------------|----------------------------|----------------------------|------------------------|--------------------------|
| <b>SPECIFIED OWNER OCCUPIED<sup>1</sup></b>                                     | 261 800 | 1 400                    | 10 300                     | 15 300                     | 18 500                     | 31 200                     | 31 700                     | 58 900                     | 39 800                     | 25 900                     | 28 700                 | 43800                    |
| <b>YEAR STRUCTURE BUILT</b>   |         |                          |                            |                            |                            |                            |                            |                            |                            |                            |                        |                          |
| APRIL 1970 OR LATER   | 41 000  | -                        | -                          | -                          | 900                        | 1 700                      | 3 900                      | 9 800                      | 10 000                     | 7 500                      | 7 200                  | 54100                    |
| 1965 TO MARCH 1970  | 32 900  | -                        | 600                        | 600                        | 1 700                      | 1 200                      | 2 200                      | 7 400                      | 7 300                      | 5 600                      | 6 200                  | 53700                    |
| 1960 TO 1964  | 33 800  | 100                      | 500                        | 1 400                      | 2 000                      | 2 500                      | 5 000                      | 8 200                      | 5 000                      | 5 500                      | 3 700                  | 46700                    |
| 1950 TO 1959  | 80 800  | 300                      | 3 400                      | 7 300                      | 6 800                      | 13 700                     | 10 700                     | 20 300                     | 9 000                      | 4 600                      | 4 700                  | 39200                    |
| 1940 TO 1939  | 30 200  | 300                      | 2 300                      | 2 200                      | 3 400                      | 5 900                      | 5 100                      | 5 300                      | 2 600                      | 1 100                      | 2 000                  | 36000                    |
| 1939 OR EARLIER   | 43 200  | 600                      | 3 500                      | 3 800                      | 3 700                      | 6 200                      | 4 900                      | 7 900                      | 5 900                      | 1 700                      | 5 000                  | 38800                    |
| <b>COMPLETE BATHROOMS</b>   |         |                          |                            |                            |                            |                            |                            |                            |                            |                            |                        |                          |
| 1   | 98 600  | 800                      | 8 700                      | 11 200                     | 12 200                     | 16 500                     | 16 200                     | 18 600                     | 7 800                      | 2 000                      | 4 600                  | 35000                    |
| 1 AND ONE-HALF  | 73 300  | -                        | 800                        | 3 400                      | 5 000                      | 10 200                     | 9 600                      | 23 500                     | 12 000                     | 5 300                      | 3 600                  | 43300                    |
| 2 OR MORE   | 87 500  | -                        | 500                        | 500                        | 1 200                      | 4 500                      | 5 700                      | 16 500                     | 20 000                     | 18 400                     | 20 200                 | 57400                    |
| ALSO USED BY ANOTHER HOUSEHOLD  | -       | -                        | -                          | -                          | -                          | -                          | -                          | -                          | -                          | -                          | -                      | -                        |
| NONE  | 2 400   | 600                      | 300                        | 300                        | 200                        | -                          | 200                        | 300                        | 100                        | 200                        | 300                    | ...                      |
| <b>COMPLETE KITCHEN FACILITIES</b>  |         |                          |                            |                            |                            |                            |                            |                            |                            |                            |                        |                          |
| FOR EXCLUSIVE USE OF HOUSEHOLD  | 260 400 | 1 100                    | 10 000                     | 15 000                     | 18 400                     | 31 200                     | 31 700                     | 58 900                     | 39 700                     | 25 900                     | 28 600                 | 43900                    |
| ALSO USED BY ANOTHER HOUSEHOLD  | -       | -                        | -                          | -                          | -                          | -                          | -                          | -                          | -                          | -                          | -                      | -                        |
| NO COMPLETE KITCHEN FACILITIES  | 1 400   | 300                      | 300                        | 300                        | 200                        | -                          | -                          | -                          | 200                        | -                          | 200                    | ...                      |
| <b>ROOMS</b>  |         |                          |                            |                            |                            |                            |                            |                            |                            |                            |                        |                          |
| 1 AND 2 ROOMS   | -       | -                        | -                          | -                          | -                          | -                          | -                          | -                          | -                          | -                          | -                      | -                        |
| 3 ROOMS   | 1 200   | 100                      | 500                        | 300                        | -                          | 200                        | -                          | -                          | -                          | -                          | 200                    | ...                      |
| 4 ROOMS   | 18 000  | 300                      | 2 600                      | 2 300                      | 3 200                      | 3 400                      | 2 900                      | 1 600                      | 600                        | 600                        | 500                    | 30800                    |
| 5 ROOMS   | 44 900  | 600                      | 4 400                      | 4 900                      | 5 900                      | 6 000                      | 7 900                      | 8 400                      | 3 700                      | 1 100                      | 2 000                  | 35400                    |
| 6 ROOMS   | 86 400  | 200                      | 2 200                      | 5 900                      | 6 600                      | 13 900                     | 11 900                     | 22 300                     | 13 000                     | 5 500                      | 5 000                  | 41100                    |
| 7 ROOMS OR MORE   | 111 300 | 200                      | 600                        | 1 800                      | 2 800                      | 7 800                      | 8 900                      | 26 800                     | 22 000                     | 18 700                     | 21 200                 | 53000                    |
| MEDIAN  | 6.3     | ...                      | 5.0                        | 5.5                        | 5.5                        | 5.9                        | 5.9                        | 6.4                        | 6.5+                       | 6.5+                       | 6.5+                   | ...                      |
| <b>BEDROOMS</b>   |         |                          |                            |                            |                            |                            |                            |                            |                            |                            |                        |                          |
| NONE AND 1  | 6 900   | 100                      | 1 100                      | 600                        | 600                        | 900                        | 900                        | 1 100                      | 300                        | -                          | 1 200                  | 35600                    |
| 2   | 52 600  | 700                      | 4 600                      | 5 900                      | 7 700                      | 8 000                      | 8 800                      | 7 300                      | 5 900                      | 1 300                      | 2 300                  | 34600                    |
| 3 OR MORE   | 202 300 | 500                      | 4 600                      | 8 800                      | 10 200                     | 22 300                     | 21 900                     | 50 500                     | 33 600                     | 24 600                     | 25 200                 | 46500                    |
| <b>PERSONS</b>  |         |                          |                            |                            |                            |                            |                            |                            |                            |                            |                        |                          |
| 1 PERSON  | 21 700  | 600                      | 2 000                      | 1 800                      | 3 700                      | 2 900                      | 2 600                      | 3 600                      | 2 600                      | 500                        | 1 400                  | 34800                    |
| 2 PERSONS   | 70 700  | 500                      | 3 900                      | 6 700                      | 4 400                      | 8 100                      | 10 100                     | 13 400                     | 11 100                     | 5 200                      | 7 400                  | 41300                    |
| 3 PERSONS   | 55 800  | -                        | 1 200                      | 1 700                      | 4 200                      | 6 500                      | 8 300                      | 13 700                     | 9 000                      | 5 100                      | 5 900                  | 44300                    |
| 4 PERSONS   | 64 900  | 200                      | 2 100                      | 3 500                      | 3 700                      | 7 700                      | 6 200                      | 17 200                     | 9 300                      | 8 900                      | 6 100                  | 45200                    |
| 5 PERSONS   | 28 500  | -                        | 600                        | 900                        | 1 500                      | 3 700                      | 3 000                      | 5 900                      | 4 800                      | 2 800                      | 5 200                  | 47600                    |
| 6 PERSONS OR MORE   | 20 200  | 200                      | 500                        | 600                        | 1 100                      | 2 300                      | 1 400                      | 5 100                      | 2 900                      | 3 400                      | 2 800                  | 48000                    |
| MEDIAN  | 3.2     | ...                      | 2.3                        | 2.4                        | 2.8                        | 3.2                        | 2.9                        | 3.4                        | 3.2                        | 3.7                        | 3.4                    | ...                      |
| UNITS WITH SUBFAMILIES  | 5 700   | 200                      | 500                        | 300                        | 500                        | 500                        | 900                        | 600                        | 800                        | 600                        | 900                    | 40900                    |
| UNITS WITH NONRELATIVES   | 4 600   | -                        | 600                        | 500                        | 500                        | -                          | 1 200                      | 900                        | 500                        | 200                        | 300                    | 38100                    |
| <b>PLUMBING FACILITIES BY PERSONS PER ROOM</b>                                  |         |                          |                            |                            |                            |                            |                            |                            |                            |                            |                        |                          |
| WITH ALL PLUMBING FACILITIES  | 259 500 | 800                      | 10 000                     | 15 000                     | 18 400                     | 31 200                     | 31 500                     | 58 800                     | 39 700                     | 25 700                     | 28 400                 | 43900                    |
| 1.00 OR LESS  | 255 000 | 800                      | 9 800                      | 14 600                     | 17 500                     | 30 600                     | 30 900                     | 57 900                     | 39 500                     | 25 300                     | 28 300                 | 44100                    |
| 1.01 TO 1.50  | 3 700   | -                        | 200                        | 500                        | 500                        | 600                        | 600                        | 800                        | -                          | 500                        | 200                    | ...                      |
| 1.51 OR MORE  | 800     | -                        | -                          | -                          | 500                        | -                          | -                          | 200                        | 200                        | -                          | -                      | ...                      |
| LACKING SOME OR ALL PLUMBING FACILITIES   | 2 300   | 600                      | 300                        | 300                        | 200                        | -                          | 200                        | 200                        | 100                        | 200                        | 300                    | ...                      |
| 1.00 OR LESS  | 1 800   | 400                      | 100                        | 300                        | 200                        | -                          | 200                        | 200                        | 100                        | 200                        | 200                    | ...                      |
| 1.01 TO 1.50  | 400     | 200                      | 200                        | -                          | -                          | -                          | -                          | -                          | -                          | -                          | 100                    | ...                      |
| 1.51 OR MORE  | -       | -                        | -                          | -                          | -                          | -                          | -                          | -                          | -                          | -                          | -                      | ...                      |
| <b>HOUSEHOLD COMPOSITION BY AGE OF HEAD</b>                                     |         |                          |                            |                            |                            |                            |                            |                            |                            |                            |                        |                          |
| 2-OR-MORE-PERSON HOUSEHOLDS   | 240 000 | 800                      | 8 300                      | 13 500                     | 14 900                     | 28 300                     | 29 000                     | 55 300                     | 37 200                     | 25 400                     | 27 300                 | 44600                    |
| MALE HEAD, WIFE PRESENT, NO NONRELATIVES  | 212 900 | 200                      | 6 000                      | 10 500                     | 12 100                     | 25 500                     | 25 000                     | 49 900                     | 35 100                     | 23 700                     | 24 800                 | 45400                    |
| UNDER 25 YEARS  | 2 900   | -                        | -                          | 100                        | 300                        | 200                        | 800                        | 600                        | 700                        | 200                        | -                      | ...                      |
| 25 TO 29 YEARS  | 16 300  | -                        | 600                        | -                          | 1 400                      | 2 600                      | 3 400                      | 3 700                      | 3 000                      | 1 300                      | 300                    | 40300                    |
| 30 TO 34 YEARS  | 28 300  | -                        | 100                        | 900                        | 1 700                      | 3 600                      | 2 800                      | 7 000                      | 6 400                      | 3 400                      | 2 300                  | 47100                    |
| 35 TO 44 YEARS  | 47 600  | -                        | 800                        | 1 500                      | 2 600                      | 5 000                      | 4 600                      | 12 700                     | 7 300                      | 7 000                      | 6 100                  | 47300                    |
| 45 TO 64 YEARS  | 98 000  | 200                      | 3 100                      | 6 500                      | 4 700                      | 11 800                     | 10 400                     | 22 400                     | 15 100                     | 10 800                     | 13 200                 | 45600                    |
| 65 YEARS AND OVER   | 19 700  | -                        | 1 400                      | 1 400                      | 1 400                      | 2 400                      | 3 100                      | 3 400                      | 2 500                      | 1 100                      | 3 000                  | 40500                    |
| OTHER MALE HEAD   | 7 600   | 200                      | 500                        | 1 300                      | 800                        | 300                        | 800                        | 1 900                      | 800                        | 600                        | 600                    | 40400                    |
| UNDER 65 YEARS  | 6 200   | -                        | 200                        | 1 100                      | 600                        | 300                        | 800                        | 1 600                      | 800                        | 600                        | 300                    | 41000                    |
| 65 YEARS AND OVER   | 1 400   | 200                      | 300                        | 200                        | 100                        | -                          | -                          | 300                        | -                          | -                          | 300                    | ...                      |
| FEMALE HEAD   | 19 500  | 500                      | 1 800                      | 1 700                      | 2 000                      | 2 500                      | 3 200                      | 3 500                      | 1 400                      | 1 100                      | 1 900                  | 37100                    |
| UNDER 65 YEARS  | 15 900  | 200                      | 1 500                      | 1 600                      | 1 800                      | 2 000                      | 1 800                      | 3 100                      | 1 100                      | 1 100                      | 1 700                  | 37400                    |
| 65 YEARS AND OVER   | 3 700   | 300                      | 300                        | 100                        | 200                        | 500                        | 1 400                      | 500                        | 300                        | -                          | 200                    | ...                      |
| 1-PERSON HOUSEHOLDS   | 21 700  | 600                      | 2 000                      | 1 800                      | 3 700                      | 2 900                      | 2 600                      | 3 600                      | 2 600                      | 500                        | 1 400                  | 34800                    |
| UNDER 65 YEARS  | 10 700  | 100                      | 800                        | 600                        | 1 700                      | 1 200                      | 1 400                      | 2 300                      | 1 300                      | 200                        | 1 100                  | 38300                    |
| 65 YEARS AND OVER   | 11 000  | 400                      | 1 200                      | 1 200                      | 2 000                      | 1 700                      | 1 200                      | 1 300                      | 1 400                      | 300                        | 300                    | 32000                    |
| <b>OWN CHILDREN UNDER 18 YEARS OLD BY AGE GROUP</b>                             |         |                          |                            |                            |                            |                            |                            |                            |                            |                            |                        |                          |
| NO OWN CHILDREN UNDER 18 YEARS  | 132 200 | 1 200                    | 7 400                      | 10 400                     | 10 500                     | 15 300                     | 16 700                     | 26 100                     | 19 800                     | 10 700                     | 14 000                 | 41700                    |
| WITH OWN CHILDREN UNDER 18 YEARS  | 129 600 | 200                      | 2 900                      | 4 900                      | 8 000                      | 15 900                     | 14 900                     | 32 800                     | 20 000                     | 15 200                     | 14 700                 | 45500                    |
| UNDER 6 YEARS ONLY  | 23 000  | -                        | 100                        | 300                        | 1 700                      | 3 100                      | 3 200                      | 7 000                      | 4 400                      | 1 200                      | 1 900                  | 44300                    |
| 1   | 12 800  | -                        | -                          | -                          | 900                        | 1 200                      | 2 100                      | 4 400                      | 2 400                      | 600                        | 900                    | 44500                    |
| 2   | 9 500   | -                        | 100                        | 300                        | 800                        | 1 900                      | 1 100                      | 2 200                      | 1 900                      | 600                        | 600                    | 42600                    |
| 3 OR MORE   | 900     | -                        | -                          | -                          | -                          | -                          | -                          | 500                        | 200                        | -                          | 300                    | ...                      |
| 6 TO 17 YEARS ONLY  | 84 800  | 200                      | 2 300                      | 4 300                      | 4 600                      | 10 500                     | 10 600                     | 20 500                     | 11 600                     | 9 200                      | 11 000                 | 44800                    |
| 1   | 36 400  | 200                      | 900                        | 1 500                      | 1 700                      | 5 200                      | 5 400                      | 8 900                      | 4 800                      | 4 000                      | 3 700                  | 43700                    |
| 2   | 31 600  | -                        | 600                        | 1 700                      | 2 200                      | 3 700                      | 2 800                      | 8 300                      | 4 000                      | 3 600                      | 4 600                  | 45800                    |
| 3 OR MORE   | 16 800  | -                        | 800                        | 1 100                      | 2 800                      | 1 500                      | 2 800                      | 3 300                      | 2 800                      | 1 500                      | 2 600                  | 45500                    |
| BOTH AGE GROUPS   | 21 800  | -                        | 500                        | 1 300                      | 1 700                      | 2 300                      | 1 100                      | 5 300                      | 4 800                      | 4 800                      | 1 900                  | 49600                    |
| 2   | 9 000   | -                        | 300                        | 300                        | 800                        | 800                        | 300                        | 1 700                      | 2 000                      | 2 400                      | 500                    | 51700                    |
| 3 OR MORE   | 12 800  | -                        | 200                        | -                          | 900                        | 1 500                      | 800                        | 3 500                      | 2 800                      | 2 500                      | 1 400                  | 48500                    |

<sup>1</sup>LIMITED TO 1-FAMILY HOMES ON LESS THAN 10 ACRES AND NO BUSINESS ON PROPERTY.

TABLE C-2. VALUE OF OWNER OCCUPIED HOUSING UNITS: 1976--CONTINUED

(DATA BASED ON SAMPLE, SEE TEXT. FOR MINIMUM BASE FOR DERIVED FIGURES (PERCENT, MEDIAN, ETC.) AND MEANING OF SYMBOLS, SEE TEXT)

| STANDARD METROPOLITAN STATISTICAL AREA<br>BALTIMORE, MD.<br>NOT IN CENTRAL CITY | TOTAL   | LESS<br>THAN<br>\$10,000 | \$10,000<br>TO<br>\$19,999 | \$20,000<br>TO<br>\$24,999 | \$25,000<br>TO<br>\$29,999 | \$30,000<br>TO<br>\$34,999 | \$35,000<br>TO<br>\$39,999 | \$40,000<br>TO<br>\$49,999 | \$50,000<br>TO<br>\$59,999 | \$60,000<br>TO<br>\$74,999 | \$75,000<br>OR<br>MORE | MEDIAN<br>(DOL-<br>LARS) |
|---|---------|--------------------------|----------------------------|----------------------------|----------------------------|----------------------------|----------------------------|----------------------------|----------------------------|----------------------------|------------------------|--------------------------|
| SPECIFIED OWNER OCCUPIED <sup>1</sup> --CONTINUED                               |         |                          |                            |                            |                            |                            |                            |                            |                            |                            |                        |                          |
| YEARS OF SCHOOL COMPLETED BY HEAD   |         |                          |                            |                            |                            |                            |                            |                            |                            |                            |                        |                          |
| NO SCHOOL YEARS COMPLETED . . . . .   | 300     | -                        | -                          | -                          | -                          | -                          | -                          | -                          | -                          | -                          | 300                    | ...                      |
| ELEMENTARY:   |         |                          |                            |                            |                            |                            |                            |                            |                            |                            |                        |                          |
| LESS THAN 8 YEARS . . . . .   | 20 400  | 900                      | 2 000                      | 2 000                      | 2 500                      | 3 700                      | 1 400                      | 3 400                      | 2 200                      | 500                        | 2 000                  | 33900                    |
| 8 YEARS . . . . .   | 18 700  | 200                      | 1 200                      | 2 600                      | 2 400                      | 2 100                      | 3 100                      | 3 800                      | 1 400                      | 1 100                      | 800                    | 36300                    |
| HIGH SCHOOL:  |         |                          |                            |                            |                            |                            |                            |                            |                            |                            |                        |                          |
| 1 TO 3 YEARS . . . . .  | 38 900  | 300                      | 2 700                      | 4 800                      | 3 700                      | 5 600                      | 5 900                      | 7 500                      | 4 900                      | 1 900                      | 1 700                  | 37100                    |
| 4 YEARS . . . . .   | 75 600  | -                        | 3 400                      | 4 000                      | 6 100                      | 11 000                     | 11 200                     | 19 200                     | 10 600                     | 6 100                      | 4 000                  | 41100                    |
| COLLEGE:  |         |                          |                            |                            |                            |                            |                            |                            |                            |                            |                        |                          |
| 1 TO 3 YEARS . . . . .  | 36 800  | -                        | 600                        | 1 300                      | 2 200                      | 3 700                      | 4 700                      | 8 700                      | 7 000                      | 3 900                      | 4 800                  | 46900                    |
| 4 YEARS OR MORE . . . . .   | 71 000  | -                        | 300                        | 600                        | 1 700                      | 5 300                      | 5 400                      | 16 400                     | 13 700                     | 12 500                     | 15 100                 | 54200                    |
| MEDIAN . . . . .  | 12.7    | ...                      | 10.9                       | 10.6                       | 12.1                       | 12.4                       | 12.5                       | 12.8                       | 13.3                       | 15.6                       | 16.1                   | ...                      |
| YEAR HEAD MOVED INTO UNIT   |         |                          |                            |                            |                            |                            |                            |                            |                            |                            |                        |                          |
| 1975 OR LATER . . . . .   | 29 600  | -                        | 600                        | 100                        | 1 500                      | 2 800                      | 3 200                      | 6 400                      | 6 200                      | 4 300                      | 4 400                  | 50200                    |
| MOVED IN WITHIN PAST 12 MONTHS . . . . .  | 19 200  | -                        | 500                        | 100                        | 1 200                      | 1 900                      | 2 300                      | 4 200                      | 3 900                      | 2 500                      | 2 700                  | 48600                    |
| APRIL 1970 TO 1974 . . . . .  | 63 400  | -                        | 1 200                      | 2 800                      | 2 800                      | 7 100                      | 7 700                      | 14 300                     | 12 200                     | 7 000                      | 8 300                  | 47100                    |
| 1965 TO MARCH 1970 . . . . .  | 48 600  | -                        | 1 500                      | 2 000                      | 3 100                      | 3 900                      | 5 100                      | 12 700                     | 7 300                      | 6 500                      | 6 500                  | 46900                    |
| 1960 TO 1964 . . . . .  | 35 600  | 300                      | 1 600                      | 2 000                      | 2 900                      | 4 200                      | 3 100                      | 9 000                      | 5 600                      | 3 400                      | 3 600                  | 44200                    |
| 1950 TO 1959 . . . . .  | 60 300  | 300                      | 3 200                      | 6 200                      | 5 400                      | 10 700                     | 9 100                      | 12 900                     | 5 600                      | 3 600                      | 3 300                  | 37400                    |
| 1949 OR EARLIER . . . . .   | 24 200  | 800                      | 2 100                      | 2 100                      | 2 800                      | 2 700                      | 3 400                      | 3 700                      | 2 900                      | 900                        | 2 800                  | 37400                    |
| MORTGAGE STATUS   |         |                          |                            |                            |                            |                            |                            |                            |                            |                            |                        |                          |
| MORTGAGE, DEED OF TRUST, OR LAND CONTRACT . . . . .                             | 171 000 | 300                      | 4 000                      | 7 200                      | 11 000                     | 19 500                     | 20 500                     | 41 300                     | 28 000                     | 19 900                     | 19 300                 | 45600                    |
| OWNED FREE AND CLEAR . . . . .  | 90 800  | 1 100                    | 6 300                      | 8 100                      | 7 600                      | 11 800                     | 11 100                     | 17 700                     | 11 800                     | 5 900                      | 9 500                  | 39800                    |
| MORTGAGE INSURANCE  |         |                          |                            |                            |                            |                            |                            |                            |                            |                            |                        |                          |
| UNITS WITH MORTGAGE OR SIMILAR DEBT . . . . .                                   | 171 000 | 300                      | 4 000                      | 7 200                      | 11 000                     | 19 500                     | 20 500                     | 41 300                     | 28 000                     | 19 900                     | 19 300                 | 45600                    |
| INSURED BY FHA, VA, OR FARMERS HOME ADMIN. . . . .                              | 47 400  | 200                      | 2 000                      | 4 200                      | 5 400                      | 8 100                      | 7 700                      | 11 900                     | 4 600                      | 2 500                      | 800                    | 37500                    |
| NOT INSURED OR INSURED BY PRIVATE MORTGAGE . . . . .                            | 82 800  | 100                      | 1 200                      | 1 600                      | 2 600                      | 6 400                      | 8 500                      | 20 800                     | 17 000                     | 11 100                     | 13 500                 | 50100                    |
| DON'T KNOW . . . . .  | 35 100  | -                        | 600                        | 1 200                      | 2 600                      | 4 700                      | 3 400                      | 7 200                      | 5 800                      | 5 300                      | 4 400                  | 47000                    |
| NOT REPORTED . . . . .  | 5 700   | -                        | 200                        | 300                        | 300                        | 300                        | 900                        | 1 400                      | 600                        | 1 100                      | 600                    | 46300                    |
| UNITS OWNED FREE AND CLEAR . . . . .  | 90 800  | 1 100                    | 6 300                      | 8 100                      | 7 600                      | 11 800                     | 11 100                     | 17 700                     | 11 800                     | 5 900                      | 9 500                  | 39800                    |
| REAL ESTATE TAXES LAST YEAR   |         |                          |                            |                            |                            |                            |                            |                            |                            |                            |                        |                          |
| MEAN (PER \$1,000 VALUE) . . . . .  | 12      | ...                      | 21                         | 16                         | 14                         | 13                         | 12                         | 12                         | 11                         | 11                         | 10                     | ...                      |
| SELECTED MONTHLY HOUSING COSTS <sup>2</sup>                                     |         |                          |                            |                            |                            |                            |                            |                            |                            |                            |                        |                          |
| UNITS WITH A MORTGAGE . . . . .   |         |                          |                            |                            |                            |                            |                            |                            |                            |                            |                        |                          |
| LESS THAN \$100 . . . . .   | 171 000 | 300                      | 4 000                      | 7 200                      | 11 000                     | 19 500                     | 20 500                     | 41 300                     | 28 000                     | 19 900                     | 19 300                 | 45600                    |
| \$100 TO \$149 . . . . .  | 7 400   | 200                      | 900                        | 1 700                      | 1 800                      | 1 200                      | 800                        | 800                        | -                          | -                          | -                      | 27500                    |
| \$150 TO \$199 . . . . .  | 26 200  | -                        | 1 400                      | 2 800                      | 4 300                      | 6 000                      | 4 500                      | 4 500                      | 1 900                      | 600                        | 100                    | 33800                    |
| \$200 TO \$249 . . . . .  | 32 300  | -                        | 900                        | 1 700                      | 2 300                      | 5 200                      | 4 000                      | 10 300                     | 4 500                      | 2 300                      | 900                    | 41900                    |
| \$250 TO \$299 . . . . .  | 26 500  | -                        | 300                        | 300                        | 1 300                      | 3 200                      | 4 000                      | 8 700                      | 5 400                      | 2 300                      | 1 000                  | 44800                    |
| \$300 TO \$399 . . . . .  | 37 000  | -                        | -                          | -                          | 500                        | 2 500                      | 5 100                      | 9 500                      | 8 700                      | 6 200                      | 4 500                  | 51100                    |
| \$400 OR MORE . . . . .   | 24 900  | -                        | -                          | -                          | -                          | 300                        | 800                        | 3 700                      | 4 700                      | 5 700                      | 9 600                  | 67700                    |
| NOT REPORTED . . . . .  | 16 400  | 100                      | 400                        | 600                        | 800                        | 800                        | 1 400                      | 3 700                      | 2 800                      | 2 700                      | 3 100                  | 51400                    |
| MEDIAN . . . . .  | 271     | ...                      | ...                        | 176                        | 187                        | 218                        | 254                        | 268                        | 309                        | 353                        | 400+                   | ...                      |
| UNITS OWNED FREE AND CLEAR . . . . .  |         |                          |                            |                            |                            |                            |                            |                            |                            |                            |                        |                          |
| LESS THAN \$50 . . . . .  | 90 800  | 1 100                    | 6 300                      | 8 100                      | 7 600                      | 11 800                     | 11 100                     | 17 700                     | 11 800                     | 5 900                      | 9 500                  | 39800                    |
| \$50 TO \$69 . . . . .  | 1 100   | 300                      | -                          | 100                        | 300                        | 200                        | 200                        | -                          | -                          | -                          | 200                    | ...                      |
| \$70 TO \$99 . . . . .  | 7 100   | -                        | 1 400                      | 900                        | 1 400                      | 600                        | 1 500                      | 500                        | 500                        | 200                        | 200                    | 29600                    |
| \$100 TO \$149 . . . . .  | 25 200  | 800                      | 2 000                      | 4 300                      | 2 600                      | 4 900                      | 3 500                      | 3 600                      | 1 600                      | 500                        | 1 500                  | 33000                    |
| \$150 TO \$199 . . . . .  | 35 100  | -                        | 2 500                      | 1 900                      | 2 400                      | 5 800                      | 4 300                      | 9 400                      | 5 500                      | 1 400                      | 2 000                  | 40700                    |
| \$200 OR MORE . . . . .   | 9 700   | -                        | 200                        | 200                        | 200                        | 200                        | 300                        | 2 000                      | 2 300                      | 2 700                      | 1 700                  | 58100                    |
| NOT REPORTED . . . . .  | 3 300   | -                        | -                          | -                          | -                          | -                          | -                          | 300                        | 300                        | 300                        | 2 400                  | ...                      |
| NOT REPORTED . . . . .  | 9 300   | 300                      | 600                        | 800                        | 800                        | 300                        | 1 200                      | 1 900                      | 1 700                      | 1 000                      | 1 500                  | 47600                    |
| MEDIAN . . . . .  | 110     | ...                      | 94                         | 88                         | 89                         | 102                        | 97                         | 120                        | 127                        | 159                        | 153                    | ...                      |
| SELECTED MONTHLY HOUSING COSTS AS PERCENTAGE OF INCOME <sup>3</sup>             |         |                          |                            |                            |                            |                            |                            |                            |                            |                            |                        |                          |
| UNITS WITH A MORTGAGE . . . . .   |         |                          |                            |                            |                            |                            |                            |                            |                            |                            |                        |                          |
| LESS THAN 10 PERCENT . . . . .  | 171 000 | 300                      | 4 000                      | 7 200                      | 11 000                     | 19 500                     | 20 500                     | 41 300                     | 28 000                     | 19 900                     | 19 300                 | 45600                    |
| 10 TO 14 PERCENT . . . . .  | 29 500  | -                        | 300                        | 2 200                      | 2 200                      | 4 500                      | 4 000                      | 7 700                      | 3 100                      | 2 800                      | 2 600                  | 42000                    |
| 15 TO 19 PERCENT . . . . .  | 40 500  | -                        | 800                        | 2 300                      | 2 800                      | 4 200                      | 4 500                      | 7 700                      | 7 300                      | 5 300                      | 5 600                  | 47500                    |
| 20 TO 24 PERCENT . . . . .  | 38 500  | -                        | 900                        | 1 200                      | 2 000                      | 4 600                      | 4 000                      | 10 300                     | 5 900                      | 5 300                      | 4 200                  | 46300                    |
| 25 TO 34 PERCENT . . . . .  | 21 000  | 200                      | 600                        | 1 000                      | 1 400                      | 2 300                      | 3 300                      | 5 300                      | 4 400                      | 2 700                      | 1 200                  | 44500                    |
| 35 PERCENT OR MORE . . . . .  | 17 800  | -                        | 500                        | 300                        | 900                        | 2 300                      | 2 900                      | 4 500                      | 3 400                      | 1 100                      | 1 900                  | 44400                    |
| NOT COMPUTED . . . . .  | 7 000   | -                        | 500                        | 500                        | 900                        | 800                        | 500                        | 1 800                      | 1 100                      | 600                        | 300                    | 42100                    |
| NOT REPORTED . . . . .  | 300     | -                        | -                          | -                          | -                          | -                          | -                          | 200                        | -                          | -                          | 200                    | ...                      |
| NOT REPORTED . . . . .  | 16 400  | 100                      | 400                        | 600                        | 800                        | 800                        | 1 400                      | 3 700                      | 2 800                      | 2 700                      | 3 100                  | 51400                    |
| MEDIAN . . . . .  | 16      | ...                      | ...                        | 12                         | 15                         | 16                         | 16                         | 17                         | 17                         | 16                         | 15                     | ...                      |
| UNITS OWNED FREE AND CLEAR . . . . .  |         |                          |                            |                            |                            |                            |                            |                            |                            |                            |                        |                          |
| LESS THAN 10 PERCENT . . . . .  | 90 800  | 1 100                    | 6 300                      | 8 100                      | 7 600                      | 11 800                     | 11 100                     | 17 700                     | 11 800                     | 5 900                      | 9 500                  | 39800                    |
| 10 TO 14 PERCENT . . . . .  | 43 000  | 200                      | 3 100                      | 3 900                      | 3 000                      | 7 100                      | 5 000                      | 7 000                      | 5 900                      | 4 200                      | 3 700                  | 34300                    |
| 15 TO 19 PERCENT . . . . .  | 16 600  | 100                      | 600                        | 1 600                      | 1 200                      | 2 200                      | 1 800                      | 4 500                      | 1 700                      | 500                        | 2 100                  | 41500                    |
| 20 TO 24 PERCENT . . . . .  | 8 100   | 500                      | 600                        | 1 100                      | 800                        | 900                        | 1 400                      | 1 600                      | 800                        | -                          | 600                    | 36200                    |
| 25 TO 34 PERCENT . . . . .  | 3 600   | 200                      | 600                        | 300                        | 500                        | 300                        | 800                        | 1 000                      | 300                        | -                          | 200                    | ...                      |
| 35 PERCENT OR MORE . . . . .  | 4 100   | 100                      | 600                        | 200                        | 500                        | 500                        | 300                        | 900                        | 500                        | 200                        | 500                    | 38800                    |
| NOT COMPUTED . . . . .  | 5 900   | -                        | 500                        | 400                        | 1 600                      | 300                        | 600                        | 800                        | 900                        | -                          | 800                    | 36700                    |
| NOT REPORTED . . . . .  | 200     | -                        | -                          | -                          | -                          | -                          | -                          | -                          | -                          | -                          | -                      | ...                      |
| NOT REPORTED . . . . .  | 9 300   | -                        | 300                        | 600                        | 800                        | 300                        | 1 200                      | 1 900                      | 1 700                      | 1 000                      | 1 500                  | 47600                    |
| MEDIAN . . . . .  | 10-     | ...                      | 10-                        | 10-                        | 12                         | 10-                        | 10-                        | 11                         | 10-                        | 10-                        | 11                     | ...                      |
| ACQUISITION OF PROPERTY   |         |                          |                            |                            |                            |                            |                            |                            |                            |                            |                        |                          |
| PLACED OR ASSUMED A MORTGAGE . . . . .  | 231 800 | 600                      | 8 000                      | 13 200                     | 16 600                     | 28 100                     | 28 600                     | 54 800                     | 35 300                     | 23 400                     | 23 300                 | 43800                    |
| ACQUIRED THROUGH INHERITANCE OR GIFT . . . . .                                  | 5 700   | 300                      | 300                        | 800                        | 500                        | 300                        | 800                        | 600                        | 900                        | 200                        | 1 100                  | 39400                    |
| PAID ALL CASH . . . . .   | 17 000  | 100                      | 1 400                      | 700                        | 1 400                      | 2 500                      | 1 700                      | 1 900                      | 2 500                      | 1 600                      | 3 300                  | 43800                    |
| ACQUIRED IN OTHER MANNER . . . . .  | 2 800   | 300                      | 500                        | 300                        | 300                        | -                          | -                          | 1 100                      | 200                        | 200                        | 300                    | ...                      |
| NOT REPORTED . . . . .  | 4 500   | -                        | 100                        | 300                        | 200                        | 300                        | 600                        | -                          | -                          | -                          | -                      | 51200                    |

<sup>1</sup>LIMITED TO 1-FAMILY HOMES ON LESS THAN 10 ACRES AND NO BUSINESS ON PROPERTY.

<sup>2</sup>DATA ARE NOT SEPARABLE.

<sup>3</sup>SUM OF PAYMENTS FOR REAL ESTATE TAXES, PROPERTY INSURANCE, UTILITIES, FUEL, WATER, GARBAGE AND TRASH COLLECTION, AND MORTGAGE AT TIME OF ENUMERATION.

TABLE C-2. VALUE OF OWNER OCCUPIED HOUSING UNITS: 1976--CONTINUED

(DATA BASED ON SAMPLE, SEE TEXT. FOR MINIMUM BASE FOR DERIVED FIGURES (PERCENT, MEDIAN, ETC.) AND MEANING OF SYMBOLS, SEE TEXT)

| STANDARD METROPOLITAN STATISTICAL AREA<br>BALTIMORE, MD.<br>NOT IN CENTRAL CITY | TOTAL   | LESS     | \$10,000 | \$20,000 | \$25,000 | \$30,000 | \$35,000 | \$40,000 | \$50,000 | \$60,000 | \$75,000 | MEDIAN |
|---|---------|----------|----------|----------|----------|----------|----------|----------|----------|----------|----------|--------|
|   |         | THAN     | TO       | TO       | TO       | TO       | TO       | TO       | TO       | TO       | TO       | OR     |
|   |         | \$10,000 | \$19,999 | \$24,999 | \$29,999 | \$34,999 | \$39,999 | \$49,999 | \$59,999 | \$74,999 | MORE     | LARS)  |
| SPECIFIED OWNER OCCUPIED--CONTINUED   |         |          |          |          |          |          |          |          |          |          |          |        |
| ALTERATIONS AND REPAIRS DURING LAST 12 MONTHS                                   |         |          |          |          |          |          |          |          |          |          |          |        |
| NO ALTERATIONS OR REPAIRS   | 76 100  | 500      | 4 400    | 5 700    | 5 600    | 10 600   | 9 400    | 14 700   | 9 600    | 5 600    | 9 900    | 41300  |
| ALTERATIONS AND REPAIRS COSTING LESS THAN \$100 <sup>1</sup>                    | 89 900  | 300      | 3 400    | 5 100    | 6 300    | 11 400   | 12 500   | 21 200   | 14 400   | 8 900    | 6 400    | 42800  |
| ADDITIONS   | 200     | -        | -        | -        | -        | -        | -        | 200      | -        | -        | -        | ...    |
| ALTERATIONS   | 17 300  | -        | 500      | 900      | 1 100    | 1 900    | 1 900    | 4 500    | 3 000    | 1 900    | 1 700    | 45400  |
| REPLACEMENTS  | 13 300  | 200      | 800      | 1 700    | 1 400    | 1 500    | 1 500    | 2 200    | 2 000    | 900      | 1 100    | 38600  |
| REPAIRS   | 17 200  | 100      | 2 500    | 3 400    | 4 800    | 9 300    | 10 000   | 17 500   | 11 400   | 7 800    | 4 300    | 43100  |
| ALTERATIONS AND REPAIRS COSTING \$100 OR MORE <sup>2</sup>                      | 132 800 | 600      | 3 700    | 5 900    | 9 400    | 14 300   | 13 900   | 32 000   | 22 900   | 15 100   | 15 000   | 45800  |
| ADDITIONS   | 17 400  | -        | 100      | 1 200    | 800      | 2 000    | 1 100    | 3 200    | 3 600    | 3 300    | 2 000    | 50600  |
| ALTERATIONS   | 56 300  | -        | 1 500    | 2 500    | 2 900    | 6 300    | 12 900   | 12 000   | 7 200    | 5 800    | 4 750    | 47500  |
| REPLACEMENTS  | 50 200  | 200      | 2 000    | 2 800    | 4 500    | 7 600    | 5 000    | 12 800   | 7 400    | 4 100    | 4 100    | 42500  |
| REPAIRS   | 66 500  | 500      | 900      | 1 700    | 3 900    | 5 900    | 6 600    | 16 700   | 11 500   | 8 900    | 10 000   | 48300  |
| NOT REPORTED  | 3 000   | -        | 200      | 200      | 500      | -        | 100      | 900      | 300      | 500      | 500      | ...    |
| PLANS FOR IMPROVEMENTS DURING NEXT 12 MONTHS                                    |         |          |          |          |          |          |          |          |          |          |          |        |
| NONE PLANNED  | 106 800 | 900      | 5 500    | 7 400    | 7 900    | 11 900   | 13 600   | 22 300   | 15 600   | 10 300   | 11 200   | 42700  |
| SOME PLANNED  | 134 300 | 300      | 3 200    | 6 600    | 9 100    | 17 700   | 15 400   | 31 000   | 21 600   | 13 100   | 16 200   | 44700  |
| COSTING LESS THAN \$100   | 31 000  | 200      | 1 400    | 1 900    | 1 500    | 4 900    | 4 100    | 7 100    | 5 100    | 2 300    | 2 500    | 42100  |
| COSTING \$100 OR MORE   | 99 400  | 100      | 1 700    | 4 500    | 7 400    | 11 900   | 10 500   | 23 400   | 15 800   | 10 600   | 13 400   | 45800  |
| DON'T KNOW  | 3 300   | -        | 200      | 300      | 200      | 500      | 800      | 500      | 200      | 200      | 300      | ...    |
| NOT REPORTED  | 600     | -        | -        | -        | -        | -        | -        | -        | -        | -        | -        | ...    |
| DON'T KNOW  | 17 500  | 100      | 1 400    | 1 100    | 1 200    | 1 200    | 2 500    | 4 500    | 2 300    | 2 200    | 900      | 42700  |
| NOT REPORTED  | 3 200   | -        | 200      | 200      | 300      | 300      | 100      | 1 100    | 300      | 300      | 500      | ...    |
| HEATING EQUIPMENT   |         |          |          |          |          |          |          |          |          |          |          |        |
| WARM-AIR FURNACE  | 166 600 | 600      | 6 100    | 10 700   | 11 100   | 18 200   | 21 100   | 39 900   | 25 400   | 18 100   | 15 400   | 43900  |
| HEAT PUMP   | 800     | -        | -        | -        | -        | -        | -        | -        | 500      | 200      | 200      | ...    |
| STEAM OR HOT WATER  | 72 000  | 300      | 2 000    | 3 100    | 4 600    | 10 100   | 7 900    | 15 300   | 10 700   | 6 400    | 11 500   | 45200  |
| BUILT-IN ELECTRIC UNITS   | 12 100  | -        | 600      | 300      | 600      | 1 400    | 1 200    | 2 800    | 2 800    | 1 100    | 1 300    | 46800  |
| FLOOR, WALL, OR PIPELESS FURNACE  | 6 200   | 200      | 800      | 500      | 1 600    | 1 200    | 1 100    | 800      | 200      | 200      | 500      | 30600  |
| OTHER MEANS   | 4 100   | 300      | 700      | 600      | 600      | 300      | 300      | 200      | 300      | 200      | 500      | 26900  |
| NONE  | -       | -        | -        | -        | -        | -        | -        | -        | -        | -        | -        | -      |
| AIR CONDITIONING  |         |          |          |          |          |          |          |          |          |          |          |        |
| ROOM UNIT(S)  | 109 500 | 300      | 5 500    | 8 700    | 8 900    | 16 600   | 15 300   | 25 700   | 14 300   | 6 700    | 7 400    | 39800  |
| CENTRAL SYSTEM  | 85 500  | -        | 300      | 1 200    | 3 100    | 5 400    | 7 600    | 21 800   | 16 100   | 14 300   | 15 700   | 52100  |
| NONE  | 66 800  | 1 100    | 4 400    | 5 400    | 6 500    | 9 300    | 8 800    | 11 500   | 9 400    | 4 800    | 5 600    | 38900  |
| BASEMENT  |         |          |          |          |          |          |          |          |          |          |          |        |
| WITH BASEMENT   | 211 100 | 600      | 6 800    | 11 500   | 13 800   | 24 400   | 24 700   | 50 600   | 34 400   | 20 300   | 24 000   | 44700  |
| NO BASEMENT   | 50 700  | 800      | 3 500    | 3 900    | 4 700    | 6 800    | 6 900    | 8 300    | 5 400    | 5 600    | 4 800    | 39100  |
| SOURCE OF WATER   |         |          |          |          |          |          |          |          |          |          |          |        |
| PUBLIC SYSTEM OR PRIVATE COMPANY  | 195 100 | 600      | 7 500    | 13 200   | 16 000   | 26 000   | 25 800   | 46 300   | 26 300   | 18 700   | 14 800   | 41800  |
| INDIVIDUAL WELL   | 65 400  | 600      | 2 700    | 2 100    | 2 600    | 5 100    | 5 600    | 12 200   | 13 500   | 7 200    | 13 800   | 51400  |
| OTHER   | 1 200   | 200      | -        | -        | -        | 200      | 300      | 400      | -        | -        | 200      | ...    |
| SEWAGE DISPOSAL   |         |          |          |          |          |          |          |          |          |          |          |        |
| PUBLIC SEWER  | 173 700 | 600      | 7 000    | 11 500   | 14 900   | 25 900   | 24 600   | 41 700   | 24 100   | 13 700   | 9 600    | 40600  |
| SEPTIC TANK OR CESSPOOL   | 86 600  | 300      | 2 900    | 3 500    | 3 500    | 5 300    | 7 100    | 17 200   | 15 600   | 12 100   | 19 000   | 52200  |
| OTHER   | 1 500   | 400      | 300      | 300      | 200      | -        | -        | -        | 100      | -        | 200      | ...    |
| HOUSE HEATING FUEL  |         |          |          |          |          |          |          |          |          |          |          |        |
| UTILITY GAS   | 135 800 | 600      | 4 000    | 9 300    | 11 000   | 16 400   | 17 600   | 33 800   | 17 500   | 15 000   | 10 700   | 42700  |
| BOTTLED, TANK, OR LP GAS  | 1 400   | -        | 100      | 500      | -        | -        | 100      | 300      | -        | -        | 300      | ...    |
| FUEL OIL, KEROSENE, ETC.  | 104 400 | 600      | 5 200    | 5 100    | 7 000    | 12 700   | 11 600   | 20 000   | 17 700   | 9 400    | 15 300   | 45100  |
| ELECTRICITY   | 19 100  | -        | 800      | 300      | 600      | 2 000    | 2 200    | 4 600    | 4 700    | 1 400    | 2 500    | 47900  |
| COAL OR COKE  | 600     | 200      | 200      | -        | -        | 200      | -        | 200      | -        | -        | -        | ...    |
| WOOD  | 500     | -        | -        | 200      | -        | -        | -        | 200      | -        | 200      | -        | ...    |
| OTHER FUEL  | -       | -        | -        | -        | -        | -        | -        | -        | -        | -        | -        | -      |
| NONE  | -       | -        | -        | -        | -        | -        | -        | -        | -        | -        | -        | -      |
| COOKING FUEL  |         |          |          |          |          |          |          |          |          |          |          |        |
| UTILITY GAS   | 118 500 | 800      | 5 700    | 10 500   | 11 600   | 18 400   | 17 800   | 28 500   | 12 600   | 7 800    | 4 800    | 38500  |
| BOTTLED, TANK, OR LP GAS  | 23 100  | 600      | 2 100    | 2 200    | 2 000    | 2 600    | 3 400    | 4 700    | 2 600    | 1 100    | 1 800    | 38000  |
| ELECTRICITY   | 120 100 | -        | 2 400    | 2 600    | 4 900    | 10 200   | 10 500   | 25 700   | 24 600   | 16 900   | 22 100   | 51400  |
| FUEL OIL, KEROSENE, ETC.  | -       | -        | -        | -        | -        | -        | -        | -        | -        | -        | -        | -      |
| COAL OR COKE  | -       | -        | -        | -        | -        | -        | -        | -        | -        | -        | -        | -      |
| WOOD  | 200     | -        | -        | -        | -        | -        | -        | -        | -        | 200      | -        | ...    |
| OTHER FUEL  | -       | -        | -        | -        | -        | -        | -        | -        | -        | -        | -        | -      |
| NONE  | -       | -        | -        | -        | -        | -        | -        | -        | -        | -        | -        | -      |
| SELECTED CHARACTERISTICS  |         |          |          |          |          |          |          |          |          |          |          |        |
| OWNED SECOND HOME   | 11 100  | -        | 300      | 800      | 1 100    | 1 100    | 500      | 2 000    | 1 700    | 1 900    | 1 900    | 49600  |
| WITH GARAGE OR CARPORT ON PROPERTY  | 106 500 | 300      | 3 100    | 3 200    | 4 800    | 8 600    | 9 200    | 20 200   | 19 700   | 16 000   | 21 500   | 52000  |
| AUTOMOBILES AVAILABLE:  |         |          |          |          |          |          |          |          |          |          |          |        |
| 1   | 95 700  | 800      | 5 100    | 7 400    | 9 300    | 15 000   | 13 600   | 20 300   | 13 200   | 5 300    | 5 600    | 38800  |
| 2   | 113 200 | -        | 2 600    | 4 800    | 5 300    | 11 100   | 12 800   | 27 400   | 21 200   | 13 900   | 14 000   | 47300  |
| 3 OR MORE   | 37 800  | 200      | 500      | 1 100    | 1 200    | 3 600    | 3 700    | 8 600    | 4 600    | 6 500    | 7 800    | 50200  |
| TRUCKS AVAILABLE:   |         |          |          |          |          |          |          |          |          |          |          |        |
| 1   | 46 200  | 300      | 1 600    | 2 900    | 3 200    | 6 600    | 5 600    | 8 100    | 7 600    | 5 000    | 5 300    | 43500  |
| 2 OR MORE   | 4 500   | -        | 100      | 300      | -        | 800      | 500      | 1 500    | 500      | 300      | 500      | 43500  |
| FAILURES IN PLUMBING AND EQUIPMENT  |         |          |          |          |          |          |          |          |          |          |          |        |
| UNITS OCCUPIED 3 MONTHS OR LONGER   |         |          |          |          |          |          |          |          |          |          |          |        |
| UNUSABLE 6 HOURS OR LONGER:   | 256 800 | 1 400    | 10 000   | 15 300   | 18 100   | 30 900   | 31 000   | 57 700   | 39 200   | 25 600   | 27 700   | 43800  |
| WATER SUPPLY  | 6 800   | -        | -        | 600      | 300      | 500      | 300      | 1 700    | 1 400    | 500      | 1 500    | 50000  |
| SEWAGE DISPOSAL   | 3 700   | -        | 300      | 200      | -        | 800      | 300      | 800      | 800      | 200      | 500      | ...    |
| FLUSH TOILET  | 1 900   | -        | 300      | -        | -        | 800      | 300      | 300      | -        | -        | 300      | ...    |
| UNITS OCCUPIED LAST WINTER  |         |          |          |          |          |          |          |          |          |          |          |        |
| UNUSABLE 6 HOURS OR LONGER:   | 250 300 | 1 400    | 9 800    | 15 300   | 17 800   | 30 000   | 29 800   | 56 500   | 37 800   | 24 800   | 27 200   | 43700  |
| HEATING EQUIPMENT   | 16 800  | 100      | 900      | 600      | 1 200    | 2 200    | 1 700    | 3 900    | 2 200    | 2 000    | 1 900    | 44100  |

<sup>1</sup>LIMITED TO 1-FAMILY HOMES ON LESS THAN 10 ACRES AND NO BUSINESS ON PROPERTY.

<sup>2</sup>COMPONENTS MAY NOT ADD TO TOTAL BECAUSE MORE THAN ONE IMPROVEMENT WAS MADE.

TABLE C-3. GROSS RENT OF RENTER OCCUPIED HOUSING UNITS: 1976

(DATA BASED ON SAMPLE, SEE TEXT. FOR MINIMUM BASE FOR DERIVED FIGURES (PERCENT, MEDIAN, ETC.) AND MEANING OF SYMBOLS, SEE TEXT)

| STANDARD METROPOLITAN STATISTICAL AREA<br>BALTIMORE, MD.<br>NOT IN CENTRAL CITY    | TOTAL   | LESS<br>THAN<br>\$70 | \$70<br>TO<br>\$99 | \$100<br>TO<br>\$124 | \$125<br>TO<br>\$149 | \$150<br>TO<br>\$174 | \$175<br>TO<br>\$199 | \$200<br>TO<br>\$249 | \$250<br>TO<br>\$349 | \$350<br>OR<br>MORE | NO<br>CASH<br>RENT | MEDIAN<br>(DOL-<br>LARS) |
|--|---------|----------------------|--------------------|----------------------|----------------------|----------------------|----------------------|----------------------|----------------------|---------------------|--------------------|--------------------------|
| SPECIFIED RENTER OCCUPIED <sup>1</sup> . . . . .                                   | 129 300 | 1 400                | 3 100              | 7 300                | 11 600               | 13 400               | 18 700               | 39 500               | 24 800               | 4 500               | 5 000              | 208                      |
| UNITS REPORTING AMOUNT PAID FOR GAR-<br>BAGE AND TRASH COLLECTION SERVICE. . . . . | 2 900   | -                    | -                  | 500                  | 200                  | 300                  | 200                  | 500                  | 1 100                | 200                 | 100                | ...                      |
| UNITS IN STRUCTURE   |         |                      |                    |                      |                      |                      |                      |                      |                      |                     |                    |                          |
| 1 . . . . .  | 43 800  | 300                  | 800                | 1 800                | 2 800                | 5 900                | 4 300                | 10 800               | 10 400               | 3 500               | 3 300              | 220                      |
| 2 TO 4 . . . . .   | 19 800  | -                    | 1 200              | 3 500                | 4 400                | 3 700                | 3 400                | 1 700                | 600                  | -                   | 1 300              | 150                      |
| 5 TO 19 . . . . .  | 61 100  | 900                  | 1 100              | 1 700                | 4 000                | 3 500                | 9 900                | 25 400               | 13 200               | 800                 | 500                | 217                      |
| 20 OR MORE . . . . .   | 3 300   | 200                  | -                  | -                    | -                    | -                    | 800                  | 1 700                | 500                  | 200                 | -                  | ...                      |
| MOBILE HOME OR TRAILER. . . . .  | 1 300   | -                    | -                  | 200                  | 300                  | 300                  | -                    | -                    | 200                  | -                   | -                  | ...                      |
| YEAR STRUCTURE BUILT   |         |                      |                    |                      |                      |                      |                      |                      |                      |                     |                    |                          |
| APRIL 1970 OR LATER . . . . .  | 35 400  | 600                  | 200                | 500                  | 2 500                | 2 700                | 3 300                | 15 900               | 8 800                | 800                 | 300                | 224                      |
| 1965 TO MARCH 1970 . . . . .   | 23 900  | -                    | 300                | -                    | 500                  | 2 300                | 4 700                | 8 600                | 5 700                | 800                 | 1 100              | 221                      |
| 1960 TO 1964 . . . . .   | 11 000  | -                    | -                  | -                    | 500                  | 900                  | 2 500                | 4 400                | 2 100                | 300                 | 300                | 216                      |
| 1950 TO 1959 . . . . .   | 12 700  | 300                  | 300                | 1 200                | 500                  | 2 300                | 2 800                | 2 800                | 2 000                | 300                 | 200                | 189                      |
| 1940 TO 1949 . . . . .   | 13 400  | 200                  | 300                | 2 600                | 3 500                | 1 700                | 2 300                | 1 400                | 1 100                | -                   | 500                | 148                      |
| 1939 OR EARLIER . . . . .  | 32 900  | 300                  | 2 000              | 3 000                | 4 100                | 3 500                | 3 200                | 6 600                | 5 200                | 2 300               | 2 600              | 191                      |
| COMPLETE BATHROOMS   |         |                      |                    |                      |                      |                      |                      |                      |                      |                     |                    |                          |
| 1 . . . . .  | 99 800  | 1 400                | 2 500              | 6 600                | 11 400               | 12 600               | 17 300               | 32 100               | 12 200               | 600                 | 3 000              | 194                      |
| 1 AND ONE-HALF . . . . .   | 14 000  | -                    | -                  | 200                  | -                    | 300                  | 900                  | 5 600                | 5 900                | 300                 | 800                | 246                      |
| 2 OR MORE . . . . .  | 13 800  | -                    | 200                | 200                  | -                    | 100                  | 500                  | 1 700                | 6 700                | 3 500               | 900                | 306                      |
| ALSO USED BY ANOTHER HOUSEHOLD . . . . .   | 300     | -                    | 100                | -                    | 100                  | -                    | -                    | -                    | -                    | -                   | -                  | ...                      |
| NONE . . . . .   | 1 400   | -                    | 300                | 300                  | -                    | 300                  | -                    | 200                  | -                    | -                   | 300                | ...                      |
| COMPLETE KITCHEN FACILITIES  |         |                      |                    |                      |                      |                      |                      |                      |                      |                     |                    |                          |
| FOR EXCLUSIVE USE OF HOUSEHOLD . . . . .   | 128 200 | 1 200                | 2 900              | 7 000                | 11 600               | 13 300               | 18 700               | 39 600               | 24 800               | 4 500               | 4 700              | 209                      |
| ALSO USED BY ANOTHER HOUSEHOLD . . . . .   | -       | -                    | -                  | -                    | -                    | -                    | -                    | -                    | -                    | -                   | -                  | -                        |
| NO COMPLETE KITCHEN FACILITIES . . . . .   | 1 100   | 200                  | 200                | 300                  | -                    | 200                  | -                    | -                    | -                    | -                   | 300                | ...                      |
| ROOMS  |         |                      |                    |                      |                      |                      |                      |                      |                      |                     |                    |                          |
| 1 AND 2 ROOMS . . . . .  | 2 900   | 500                  | 400                | 400                  | 300                  | 300                  | 300                  | 200                  | 300                  | -                   | 200                | ...                      |
| 3 ROOMS . . . . .  | 25 100  | 500                  | 1 100              | 2 800                | 4 900                | 3 000                | 4 000                | 8 000                | 5 500                | -                   | 300                | 175                      |
| 4 ROOMS . . . . .  | 48 400  | 300                  | 900                | 2 100                | 4 400                | 7 400                | 9 400                | 15 400               | 7 500                | 200                 | 800                | 197                      |
| 5 ROOMS . . . . .  | 33 100  | 200                  | 300                | 1 400                | 2 000                | 1 700                | 3 800                | 11 700               | 10 100               | 600                 | 1 200              | 227                      |
| 6 ROOMS . . . . .  | 11 600  | -                    | 300                | 200                  | -                    | 600                  | 600                  | 3 200                | 4 200                | 1 300               | 1 300              | 256                      |
| 7 ROOMS OR MORE . . . . .  | 8 200   | -                    | -                  | 300                  | -                    | 300                  | 600                  | 1 100                | 2 300                | 2 400               | 1 200              | 302                      |
| MEDIAN . . . . .   | 4.3     | ...                  | ...                | 3.7                  | 3.6                  | 3.9                  | 4.0                  | 4.3                  | 4.9                  | 6.5+                | 5.5                | ...                      |
| BEDROOMS   |         |                      |                    |                      |                      |                      |                      |                      |                      |                     |                    |                          |
| NONE . . . . .   | 900     | 500                  | 100                | 200                  | -                    | 200                  | -                    | -                    | -                    | -                   | -                  | ...                      |
| 1 . . . . .  | 39 100  | 300                  | 1 500              | 3 500                | 5 300                | 3 000                | 6 900                | 14 400               | 3 100                | -                   | 1 100              | 194                      |
| 2 . . . . .  | 62 700  | 500                  | 900                | 3 100                | 5 700                | 9 000                | 9 800                | 19 300               | 12 700               | 600                 | 1 100              | 205                      |
| 3 OR MORE . . . . .  | 26 500  | 200                  | 500                | 500                  | 600                  | 1 300                | 2 000                | 5 900                | 9 100                | 3 800               | 2 800              | 262                      |
| PERSONS  |         |                      |                    |                      |                      |                      |                      |                      |                      |                     |                    |                          |
| 1 PERSON . . . . .   | 36 500  | 1 100                | 2 000              | 2 800                | 4 200                | 3 400                | 6 000                | 12 800               | 3 100                | 300                 | 800                | 193                      |
| 2 PERSONS . . . . .  | 43 300  | -                    | 300                | 3 000                | 3 700                | 3 800                | 5 700                | 14 300               | 9 500                | 900                 | 2 100              | 214                      |
| 3 PERSONS . . . . .  | 24 200  | 300                  | 200                | 900                  | 2 300                | 4 000                | 4 200                | 5 800                | 4 800                | 1 200               | 500                | 199                      |
| 4 PERSONS . . . . .  | 14 700  | -                    | 300                | 500                  | 800                  | 1 700                | 1 200                | 4 300                | 4 200                | 600                 | 1 100              | 226                      |
| 5 PERSONS . . . . .  | 6 900   | -                    | 300                | 100                  | 500                  | 300                  | 900                  | 1 800                | 2 000                | 500                 | 500                | 228                      |
| 6 PERSONS OR MORE . . . . .  | 3 800   | -                    | -                  | -                    | -                    | 100                  | 200                  | 600                  | 1 200                | 900                 | 200                | ...                      |
| MEDIAN . . . . .   | 2.1     | ...                  | ...                | 1.8                  | 1.9                  | 2.4                  | 2.1                  | 2.0                  | 2.5                  | 3.3                 | 2.3                | ...                      |
| UNITS WITH SUBFAMILIES . . . . .   | 1 500   | -                    | -                  | -                    | -                    | 200                  | -                    | 300                  | 900                  | -                   | 200                | ...                      |
| UNITS WITH NONRELATIVES . . . . .  | 10 100  | -                    | 100                | -                    | 600                  | 800                  | 1 400                | 4 000                | 2 300                | 600                 | 200                | 224                      |
| PLUMBING FACILITIES BY PERSONS PER ROOM  |         |                      |                    |                      |                      |                      |                      |                      |                      |                     |                    |                          |
| WITH ALL PLUMBING FACILITIES . . . . .   | 127 900 | 1 400                | 2 600              | 7 100                | 11 400               | 13 100               | 18 700               | 39 600               | 24 800               | 4 500               | 4 700              | 209                      |
| 1.00 OR LESS . . . . .   | 124 700 | 1 400                | 2 600              | 7 000                | 11 000               | 12 800               | 18 000               | 39 000               | 24 000               | 4 300               | 4 700              | 209                      |
| 1.01 TO 1.50 . . . . .   | 2 700   | -                    | -                  | -                    | 500                  | 300                  | 700                  | 600                  | 500                  | 200                 | -                  | ...                      |
| 1.51 OR MORE . . . . .   | 500     | -                    | -                  | 200                  | -                    | -                    | -                    | -                    | 300                  | -                   | -                  | ...                      |
| LACKING SOME OR ALL PLUMBING FACILITIES . . . . .                                  | 1 400   | -                    | 500                | 100                  | 100                  | 300                  | -                    | -                    | -                    | -                   | 300                | ...                      |
| 1.00 OR LESS . . . . .   | 1 200   | -                    | 300                | 100                  | 100                  | 300                  | -                    | -                    | -                    | -                   | 300                | ...                      |
| 1.01 TO 1.50 . . . . .   | 200     | -                    | 200                | -                    | -                    | -                    | -                    | -                    | -                    | -                   | -                  | ...                      |
| 1.51 OR MORE . . . . .   | -       | -                    | -                  | -                    | -                    | -                    | -                    | -                    | -                    | -                   | -                  | ...                      |
| HOUSEHOLD COMPOSITION BY AGE OF HEAD   |         |                      |                    |                      |                      |                      |                      |                      |                      |                     |                    |                          |
| 2-OR-MORE-PERSON HOUSEHOLDS . . . . .  | 92 800  | 300                  | 1 100              | 4 500                | 7 400                | 10 000               | 12 700               | 26 800               | 21 700               | 4 100               | 4 300              | 215                      |
| MALE HEAD, WIFE PRESENT, NO NONRELATIVES . . . . .                                 | 67 900  | 200                  | 600                | 3 600                | 5 800                | 6 300                | 9 500                | 18 400               | 16 500               | 3 200               | 3 800              | 216                      |
| UNDER 25 YEARS . . . . .   | 14 000  | -                    | 200                | 500                  | 1 700                | 2 400                | 2 300                | 4 200                | 2 000                | -                   | 600                | 195                      |
| 25 TO 29 YEARS . . . . .   | 13 900  | -                    | -                  | 900                  | 1 200                | 1 600                | 1 800                | 5 600                | 3 400                | 800                 | 600                | 219                      |
| 30 TO 34 YEARS . . . . .   | 10 100  | -                    | 200                | -                    | 500                  | 600                  | 1 400                | 3 300                | 3 300                | 300                 | 800                | 232                      |
| 35 TO 44 YEARS . . . . .   | 9 900   | -                    | -                  | 300                  | 500                  | 900                  | 2 200                | 1 800                | 2 500                | 900                 | 800                | 218                      |
| 45 TO 64 YEARS . . . . .   | 13 900  | 200                  | 300                | 1 600                | 1 100                | 600                  | 1 400                | 2 600                | 4 500                | 1 200               | 500                | 231                      |
| 65 YEARS AND OVER . . . . .  | 4 200   | -                    | -                  | 300                  | 900                  | 200                  | 500                  | 1 100                | 800                  | -                   | 500                | ...                      |
| OTHER MALE HEAD . . . . .  | 8 900   | -                    | -                  | -                    | 300                  | 200                  | 1 100                | 3 300                | 1 700                | 800                 | 300                | 222                      |
| UNDER 65 YEARS . . . . .   | 8 400   | -                    | 100                | -                    | 300                  | 1 100                | 1 300                | 3 300                | 1 700                | 800                 | 300                | 222                      |
| 65 YEARS AND OVER . . . . .  | 500     | -                    | 100                | -                    | 300                  | 1 100                | 1 300                | 3 100                | 1 500                | 800                 | 200                | 221                      |
| FEMALE HEAD . . . . .  | 16 000  | 200                  | 300                | 900                  | 1 300                | 2 600                | 1 800                | 5 100                | 3 500                | 200                 | 200                | 208                      |
| UNDER 65 YEARS . . . . .   | 14 500  | 200                  | 300                | 900                  | 900                  | 2 500                | 1 800                | 4 600                | 3 100                | 200                 | 200                | 206                      |
| 65 YEARS AND OVER . . . . .  | 1 600   | -                    | -                  | -                    | 300                  | 200                  | -                    | 500                  | 500                  | -                   | 200                | ...                      |
| 1-PERSON HOUSEHOLDS . . . . .  | 36 500  | 1 100                | 2 000              | 2 800                | 4 200                | 3 400                | 6 000                | 12 800               | 3 100                | 300                 | 800                | 193                      |
| UNDER 65 YEARS . . . . .   | 27 300  | 200                  | 1 200              | 1 200                | 2 900                | 2 100                | 5 100                | 11 400               | 2 800                | 300                 | -                  | 204                      |
| 65 YEARS AND OVER . . . . .  | 9 200   | 900                  | 800                | 1 500                | 1 300                | 1 200                | 900                  | 1 400                | 300                  | -                   | 800                | 42                       |

<sup>1</sup>EXCLUDES 1-FAMILY HOMES ON 10 ACRES OR MORE.

TABLE C-3. GROSS RENT OF RENTER OCCUPIED HOUSING UNITS: 1976--CONTINUED

(DATA BASED ON SAMPLE. SEE TEXT. FOR MINIMUM BASE FOR DERIVED FIGURES (PERCENT, MEDIAN, ETC.) AND MEANING OF SYMBOLS, SEE TEXT)

| STANDARD METROPOLITAN STATISTICAL AREA<br>BALTIMORE, MD.<br>NOT IN CENTRAL CITY | TOTAL   | LESS<br>THAN<br>\$70 | \$70<br>TO<br>\$99 | \$100<br>TO<br>\$124 | \$125<br>TO<br>\$149 | \$150<br>TO<br>\$174 | \$175<br>TO<br>\$199 | \$200<br>TO<br>\$249 | \$250<br>TO<br>\$349 | \$350<br>OR<br>MORE | NO<br>CASH<br>RENT | MEDIAN<br>(DOL-<br>LARS) |
|---|---------|----------------------|--------------------|----------------------|----------------------|----------------------|----------------------|----------------------|----------------------|---------------------|--------------------|--------------------------|
| SPECIFIED RENTER OCCUPIED--CONTINUED  |         |                      |                    |                      |                      |                      |                      |                      |                      |                     |                    |                          |
| OWN CHILDREN UNDER 18 YEARS OLD BY AGE GROUP                                    |         |                      |                    |                      |                      |                      |                      |                      |                      |                     |                    |                          |
| NO OWN CHILDREN UNDER 18 YEARS . . . . .  | 83 400  | 1 200                | 2 300              | 5 300                | 8 100                | 6 900                | 11 300               | 27 400               | 15 400               | 2 300               | 3 200              | 209                      |
| WITH OWN CHILDREN UNDER 18 YEARS . . . . .                                      | 45 900  | 200                  | 800                | 2 000                | 3 500                | 6 500                | 7 400                | 12 200               | 9 400                | 2 100               | 1 900              | 207                      |
| UNDER 6 YEARS ONLY . . . . .  | 18 400  | 200                  | 200                | 800                  | 1 500                | 3 100                | 3 500                | 5 600                | 3 100                | -                   | 500                | 197                      |
| 1 . . . . .   | 13 800  | 200                  | -                  | 600                  | 1 200                | 2 500                | 2 600                | 4 000                | 2 500                | -                   | 200                | 196                      |
| 2 . . . . .   | 4 200   | -                    | -                  | 100                  | 300                  | 600                  | 800                  | 1 400                | 600                  | -                   | 300                | 203                      |
| 3 OR MORE . . . . .   | 500     | -                    | 200                | -                    | -                    | -                    | 100                  | 200                  | -                    | -                   | -                  | -                        |
| 6 TO 17 YEARS ONLY . . . . .  | 21 100  | -                    | 600                | 1 100                | 800                  | 2 600                | 3 200                | 4 900                | 5 100                | 1 700               | 1 100              | 217                      |
| 1 . . . . .   | 9 600   | -                    | 200                | 900                  | 600                  | 1 900                | 1 800                | 2 200                | 1 200                | 600                 | 200                | 190                      |
| 2 . . . . .   | 7 100   | -                    | 500                | 200                  | -                    | 500                  | 800                  | 1 700                | 2 500                | 300                 | 800                | 238                      |
| 3 OR MORE . . . . .   | 4 400   | -                    | -                  | -                    | 200                  | 300                  | 600                  | 1 000                | 1 400                | 700                 | 200                | 250                      |
| BOTH AGE GROUPS . . . . .   | 6 400   | -                    | -                  | 100                  | 1 200                | 800                  | 600                  | 1 700                | 1 200                | 500                 | 300                | 210                      |
| 2 . . . . .   | 3 400   | -                    | -                  | 100                  | 800                  | 800                  | 200                  | 1 100                | 300                  | 100                 | -                  | ...                      |
| 3 OR MORE . . . . .   | 3 100   | -                    | -                  | -                    | 400                  | -                    | 500                  | 600                  | 900                  | 300                 | 300                | ...                      |
| YEARS OF SCHOOL COMPLETED BY HEAD   |         |                      |                    |                      |                      |                      |                      |                      |                      |                     |                    |                          |
| NO SCHOOL YEARS COMPLETED . . . . .   | 300     | -                    | -                  | -                    | -                    | -                    | -                    | 100                  | -                    | -                   | 100                | ...                      |
| ELEMENTARY:   |         |                      |                    |                      |                      |                      |                      |                      |                      |                     |                    |                          |
| LESS THAN 8 YEARS . . . . .   | 9 500   | 500                  | 300                | 1 500                | 2 600                | 300                  | 1 100                | 1 100                | 1 100                | -                   | 900                | 143                      |
| 8 YEARS . . . . .   | 5 600   | 300                  | 300                | 600                  | 800                  | 300                  | 1 100                | 1 100                | 900                  | -                   | 200                | 184                      |
| HIGH SCHOOL:  |         |                      |                    |                      |                      |                      |                      |                      |                      |                     |                    |                          |
| 1 TO 3 YEARS . . . . .  | 21 400  | -                    | 900                | 2 000                | 2 900                | 3 300                | 3 200                | 4 500                | 3 500                | 500                 | 600                | 185                      |
| 4 YEARS . . . . .   | 43 400  | 500                  | 800                | 2 200                | 4 200                | 6 500                | 6 000                | 14 000               | 7 300                | 1 500               | 600                | 205                      |
| COLLEGE:  |         |                      |                    |                      |                      |                      |                      |                      |                      |                     |                    |                          |
| 1 TO 3 YEARS . . . . .  | 21 200  | -                    | 300                | 300                  | 600                  | 1 900                | 3 200                | 7 100                | 6 500                | 800                 | 500                | 228                      |
| 4 YEARS OR MORE . . . . .   | 27 900  | 200                  | 500                | 600                  | 500                  | 1 200                | 4 100                | 11 700               | 5 500                | 1 700               | 2 100              | 225                      |
| MEDIAN . . . . .  | 12.6    | ...                  | ...                | 10.9                 | 11.4                 | 12.4                 | 12.6                 | 12.9                 | 12.9                 | 14.3                | 13.3               | ...                      |
| YEAR HEAD MOVED INTO UNIT   |         |                      |                    |                      |                      |                      |                      |                      |                      |                     |                    |                          |
| 1975 OR LATER . . . . .   | 67 100  | 200                  | 800                | 2 300                | 4 000                | 7 400                | 9 100                | 23 500               | 15 100               | 3 100               | 1 800              | 219                      |
| MOVED IN WITHIN PAST 12 MONTHS . . . . .  | 45 300  | -                    | 600                | 1 500                | 2 000                | 4 900                | 6 000                | 16 000               | 10 700               | 2 600               | 900                | 222                      |
| APRIL 1970 TO 1974 . . . . .  | 42 000  | 900                  | 900                | 2 500                | 4 800                | 4 300                | 7 600                | 11 300               | 6 900                | 1 200               | 1 600              | 196                      |
| 1965 TO MARCH 1970 . . . . .  | 13 200  | -                    | 300                | 1 400                | 1 900                | 1 100                | 1 500                | 4 000                | 2 300                | 200                 | 600                | 202                      |
| 1960 TO 1964 . . . . .  | 3 100   | -                    | 300                | 200                  | 600                  | 300                  | 500                  | 600                  | 500                  | -                   | 200                | ...                      |
| 1950 TO 1959 . . . . .  | 2 800   | 300                  | 600                | 600                  | 200                  | 200                  | -                    | 200                  | 200                  | -                   | 600                | ...                      |
| 1949 OR EARLIER . . . . .   | 1 100   | -                    | 100                | 300                  | 100                  | 200                  | -                    | -                    | -                    | -                   | 300                | ...                      |
| GROSS RENT AS PERCENTAGE OF INCOME  |         |                      |                    |                      |                      |                      |                      |                      |                      |                     |                    |                          |
| LESS THAN 10 PERCENT . . . . .  | 7 100   | 500                  | 600                | 1 400                | 600                  | 1 100                | 1 000                | 900                  | 1 100                | -                   | -                  | 161                      |
| 10 TO 14 PERCENT . . . . .  | 24 000  | -                    | 1 100              | 1 500                | 1 700                | 1 900                | 3 400                | 8 900                | 4 600                | 1 100               | -                  | 214                      |
| 15 TO 19 PERCENT . . . . .  | 28 500  | -                    | 300                | 1 100                | 2 700                | 3 100                | 5 400                | 8 700                | 6 800                | 500                 | -                  | 210                      |
| 20 TO 24 PERCENT . . . . .  | 20 800  | 600                  | 300                | 800                  | 1 200                | 2 600                | 3 400                | 6 500                | 3 900                | 1 500               | -                  | 211                      |
| 25 TO 34 PERCENT . . . . .  | 22 400  | 300                  | -                  | 900                  | 2 400                | 2 300                | 3 000                | 7 100                | 5 900                | 500                 | -                  | 216                      |
| 35 PERCENT OR MORE . . . . .  | 21 000  | -                    | 800                | 1 400                | 3 000                | 2 500                | 2 600                | 7 500                | 2 300                | 900                 | -                  | 201                      |
| NOT COMPUTED . . . . .  | 5 500   | -                    | -                  | 200                  | -                    | -                    | -                    | -                    | 300                  | -                   | 5 000              | ...                      |
| MEDIAN . . . . .  | 21      | ...                  | ...                | 18                   | 23                   | 21                   | 20                   | 21                   | 20                   | 22                  | -                  | ...                      |
| HEATING EQUIPMENT   |         |                      |                    |                      |                      |                      |                      |                      |                      |                     |                    |                          |
| WARM-AIR FURNACE . . . . .  | 89 400  | 900                  | 1 300              | 2 200                | 4 500                | 8 200                | 13 800               | 33 700               | 19 800               | 2 700               | 2 400              | 218                      |
| HEAT PUMP . . . . .   | 200     | -                    | -                  | -                    | -                    | -                    | -                    | -                    | -                    | -                   | 200                | -                        |
| STEAM OR HOT WATER . . . . .  | 29 700  | 200                  | 1 100              | 4 300                | 4 900                | 3 200                | 4 000                | 4 500                | 3 800                | 1 800               | 1 900              | 176                      |
| BUILT-IN ELECTRIC UNITS . . . . .   | 2 500   | 200                  | 100                | -                    | 600                  | 500                  | 200                  | 500                  | 500                  | -                   | -                  | ...                      |
| FLOOR, WALL, OR PIPELESS FURNACE . . . . .                                      | 2 900   | -                    | -                  | 300                  | 300                  | 900                  | 300                  | 500                  | 600                  | -                   | -                  | ...                      |
| OTHER MEANS . . . . .   | 4 700   | 100                  | 600                | 400                  | 1 200                | 600                  | 500                  | 500                  | 100                  | -                   | 600                | 142                      |
| NONE . . . . .  | -       | -                    | -                  | -                    | -                    | -                    | -                    | -                    | -                    | -                   | -                  | -                        |
| AIR CONDITIONING  |         |                      |                    |                      |                      |                      |                      |                      |                      |                     |                    |                          |
| ROOM UNIT(S) . . . . .  | 31 900  | 600                  | 900                | 3 100                | 4 800                | 4 300                | 3 800                | 5 800                | 5 200                | 1 300               | 2 000              | 183                      |
| CENTRAL SYSTEM . . . . .  | 67 900  | 500                  | 500                | 800                  | 2 700                | 2 900                | 10 000               | 30 500               | 16 600               | 2 500               | 1 000              | 226                      |
| NONE . . . . .  | 29 500  | 300                  | 1 700              | 3 400                | 4 200                | 6 200                | 4 900                | 3 200                | 3 000                | 600                 | 2 000              | 166                      |
| ELEVATOR IN STRUCTURE   |         |                      |                    |                      |                      |                      |                      |                      |                      |                     |                    |                          |
| 4 FLOORS OR MORE . . . . .  | 2 400   | 200                  | 200                | -                    | -                    | -                    | -                    | 1 300                | 500                  | 200                 | 200                | ...                      |
| WITH ELEVATOR . . . . .   | 900     | 200                  | -                  | -                    | -                    | -                    | -                    | 300                  | 300                  | 200                 | -                  | ...                      |
| WALK-UP . . . . .   | 1 400   | -                    | 200                | -                    | -                    | -                    | -                    | 900                  | 200                  | -                   | 200                | ...                      |
| 1 TO 3 FLOORS . . . . .   | 126 900 | 1 200                | 2 900              | 7 300                | 11 600               | 13 400               | 18 700               | 38 300               | 24 300               | 4 300               | 4 900              | 208                      |
| BASEMENT  |         |                      |                    |                      |                      |                      |                      |                      |                      |                     |                    |                          |
| WITH BASEMENT . . . . .   | 62 700  | 600                  | 2 000              | 4 300                | 5 100                | 5 400                | 9 500                | 16 600               | 12 400               | 3 500               | 3 300              | 208                      |
| NO BASEMENT . . . . .   | 66 600  | 800                  | 1 100              | 2 900                | 6 500                | 8 000                | 9 200                | 23 000               | 12 400               | 900                 | 1 700              | 208                      |
| SOURCE OF WATER   |         |                      |                    |                      |                      |                      |                      |                      |                      |                     |                    |                          |
| PUBLIC SYSTEM OR PRIVATE COMPANY . . . . .                                      | 116 100 | 1 400                | 2 300              | 6 000                | 10 700               | 11 400               | 17 900               | 37 400               | 22 700               | 3 500               | 2 700              | 209                      |
| INDIVIDUAL WELL . . . . .   | 13 100  | -                    | 800                | 1 200                | 900                  | 1 900                | 800                  | 2 200                | 2 100                | 900                 | 2 300              | 194                      |
| OTHER . . . . .   | 200     | -                    | -                  | -                    | -                    | 200                  | -                    | -                    | -                    | -                   | -                  | ...                      |
| SEWAGE DISPOSAL   |         |                      |                    |                      |                      |                      |                      |                      |                      |                     |                    |                          |
| PUBLIC SEWER . . . . .  | 112 100 | 1 200                | 2 300              | 6 200                | 10 500               | 11 200               | 17 500               | 37 100               | 21 300               | 2 500               | 2 200              | 208                      |
| SEPTIC TANK OR CESSPOOL . . . . .   | 16 100  | 200                  | 400                | 900                  | 1 100                | 1 900                | 1 200                | 2 500                | 3 500                | 2 000               | 2 500              | 223                      |
| OTHER . . . . .   | 1 100   | -                    | 300                | 100                  | -                    | 300                  | -                    | -                    | -                    | -                   | 300                | ...                      |
| HOUSE HEATING FUEL  |         |                      |                    |                      |                      |                      |                      |                      |                      |                     |                    |                          |
| UTILITY GAS . . . . .   | 78 300  | 500                  | 1 100              | 2 000                | 4 300                | 8 000                | 12 700               | 29 700               | 17 500               | 1 600               | 1 000              | 217                      |
| BOTTLED, TANK, OR LP GAS . . . . .  | 1 500   | 100                  | -                  | 100                  | 100                  | 200                  | -                    | -                    | 500                  | -                   | 500                | ...                      |
| FUEL OIL, KEROSENE, ETC. . . . .  | 38 100  | 300                  | 1 900              | 5 100                | 5 900                | 4 400                | 4 300                | 5 400                | 5 300                | 2 400               | 3 100              | 174                      |
| ELECTRICITY . . . . .   | 11 200  | 500                  | 100                | -                    | 1 300                | 800                  | 1 600                | 4 500                | 1 600                | 500                 | 500                | 213                      |
| COAL OR COKE . . . . .  | 100     | -                    | -                  | -                    | -                    | -                    | 100                  | -                    | -                    | -                   | -                  | ...                      |
| WOOD . . . . .  | -       | -                    | -                  | -                    | -                    | -                    | -                    | -                    | -                    | -                   | -                  | -                        |
| OTHER FUEL . . . . .  | -       | -                    | -                  | -                    | -                    | -                    | -                    | -                    | -                    | -                   | -                  | -                        |
| NONE . . . . .  | -       | -                    | -                  | -                    | -                    | -                    | -                    | -                    | -                    | -                   | -                  | -                        |

1EXCLUDES 1-FAMILY HOMES ON 10 ACRES OR MORE.

TABLE C-3. GROSS RENT OF RENTER OCCUPIED HOUSING UNITS: 1976--CONTINUED

(DATA BASED ON SAMPLE, SEE TEXT. FOR MINIMUM BASE FOR DERIVED FIGURES (PERCENT, MEDIAN, ETC.) AND MEANING OF SYMBOLS, SEE TEXT)

| STANDARD METROPOLITAN STATISTICAL AREA<br>BALTIMORE, MD.<br>NOT IN CENTRAL CITY | TOTAL   | LESS<br>THAN<br>\$70 | \$70<br>TO<br>\$99 | \$100<br>TO<br>\$124 | \$125<br>TO<br>\$149 | \$150<br>TO<br>\$174 | \$175<br>TO<br>\$199 | \$200<br>TO<br>\$249 | \$250<br>TO<br>\$349 | \$350<br>OR<br>MORE | NO<br>CASH<br>RENT | MEDIAN<br>(DOL-<br>LARS) |
|---|---------|----------------------|--------------------|----------------------|----------------------|----------------------|----------------------|----------------------|----------------------|---------------------|--------------------|--------------------------|
| SPECIFIED RENTER OCCUPIED <sup>1</sup> --CONTINUED                              |         |                      |                    |                      |                      |                      |                      |                      |                      |                     |                    |                          |
| COOKING FUEL  |         |                      |                    |                      |                      |                      |                      |                      |                      |                     |                    |                          |
| UTILITY GAS . . . . .   | 88 600  | 600                  | 1 500              | 4 800                | 7 200                | 10 100               | 14 600               | 28 900               | 17 600               | 1 900               | 1 400              | 208                      |
| BOTTLED, TANK, OR LP GAS. . . . .   | 10 400  | 100                  | 800                | 1 200                | 1 400                | 1 500                | 800                  | 900                  | 2 000                | -                   | 1 700              | 163                      |
| ELECTRICITY . . . . .   | 30 000  | 500                  | 600                | 1 200                | 3 000                | 1 800                | 3 400                | 9 800                | 5 300                | 2 600               | 1 900              | 218                      |
| FUEL OIL, KEROSENE, ETC. . . . .  | 200     | -                    | 200                | -                    | -                    | -                    | -                    | -                    | -                    | -                   | -                  | ...                      |
| COAL OR COKE. . . . .   | -       | -                    | -                  | -                    | -                    | -                    | -                    | -                    | -                    | -                   | -                  | ...                      |
| WOOD. . . . .   | -       | -                    | -                  | -                    | -                    | -                    | -                    | -                    | -                    | -                   | -                  | ...                      |
| OTHER FUEL. . . . .   | -       | -                    | -                  | -                    | -                    | -                    | -                    | -                    | -                    | -                   | -                  | ...                      |
| NONE. . . . .   | 200     | 200                  | -                  | -                    | -                    | -                    | -                    | -                    | -                    | -                   | -                  | ...                      |
| INCLUSION IN RENT   |         |                      |                    |                      |                      |                      |                      |                      |                      |                     |                    |                          |
| PARKING FACILITIES. . . . .   | 123 700 | 1 200                | 3 100              | 7 100                | 11 400               | 13 400               | 18 700               | 39 400               | 24 800               | 4 500               | NA                 | 209                      |
| GARBAGE AND TRASH COLLECTION. . . . .   | 126 400 | 1 400                | 3 100              | 6 800                | 11 400               | 13 100               | 18 500               | 39 100               | 23 700               | 4 300               | 4 900              | 208                      |
| FURNITURE . . . . .   | 3 800   | -                    | 500                | 600                  | 900                  | 500                  | 800                  | 200                  | 400                  | -                   | NA                 | 147                      |
| PUBLIC OR SUBSIDIZED HOUSING <sup>2</sup>                                       |         |                      |                    |                      |                      |                      |                      |                      |                      |                     |                    |                          |
| UNITS IN PUBLIC HOUSING PROJECT . . . . .                                       | 7 300   | 600                  | 200                | 600                  | 1 500                | 800                  | 1 300                | 2 000                | 300                  | -                   | -                  | 173                      |
| PRIVATE UNITS . . . . .   | 119 500 | 800                  | 2 900              | 6 300                | 9 700                | 12 200               | 16 700               | 37 600               | 24 200               | 4 500               | 4 700              | 211                      |
| WITH GOVERNMENT RENT SUBSIDIES. . . . .   | 5 900   | 200                  | 600                | 600                  | 1 900                | 1 100                | 1 200                | 300                  | -                    | -                   | -                  | 145                      |
| NOT REPORTED. . . . .   | 1 600   | -                    | -                  | 200                  | 200                  | 200                  | 600                  | -                    | 200                  | -                   | 300                | ...                      |
| OWNER OR MANAGER ON PROPERTY  |         |                      |                    |                      |                      |                      |                      |                      |                      |                     |                    |                          |
| 2 OR MORE UNITS IN STRUCTURE. . . . .   | 84 200  | 1 100                | 2 300              | 5 300                | 8 500                | 7 200                | 14 100               | 28 800               | 14 200               | 1 000               | 1 700              | 205                      |
| WITH OWNER ON PROPERTY. . . . .   | 10 200  | -                    | 800                | 1 600                | 2 000                | 1 500                | 1 900                | 1 400                | 300                  | 200                 | 600                | 157                      |
| WITH RESIDENT MANAGER OR SUPERINTENDENT ON<br>PROPERTY . . . . .                | 51 600  | 200                  | 600                | 2 200                | 3 100                | 3 400                | 8 500                | 21 400               | 10 500               | 800                 | 900                | 217                      |
| 1 UNIT IN STRUCTURE (INCLUDES MOBILE HOME OR<br>TRAILER) . . . . .              | 45 100  | 300                  | 800                | 2 000                | 3 100                | 6 200                | 4 600                | 10 800               | 10 600               | 3 500               | 3 300              | 218                      |
| OWNED SECOND HOME   |         |                      |                    |                      |                      |                      |                      |                      |                      |                     |                    |                          |
| YES . . . . .   | 2 500   | -                    | -                  | 500                  | 100                  | -                    | 300                  | 200                  | 900                  | -                   | 300                | ...                      |
| NO. . . . .   | 126 800 | 1 400                | 3 100              | 6 800                | 11 400               | 13 400               | 18 400               | 39 400               | 23 900               | 4 300               | 4 700              | 208                      |
| AUTOMOBILES AND TRUCKS AVAILABLE  |         |                      |                    |                      |                      |                      |                      |                      |                      |                     |                    |                          |
| AUTOMOBILES AVAILABLE:  |         |                      |                    |                      |                      |                      |                      |                      |                      |                     |                    |                          |
| 1 . . . . .   | 71 400  | 200                  | 1 400              | 3 700                | 7 200                | 8 800                | 12 500               | 23 100               | 10 700               | 600                 | 3 300              | 201                      |
| 2 . . . . .   | 33 800  | 200                  | 200                | 1 300                | 1 100                | 2 000                | 3 300                | 11 600               | 10 100               | 3 100               | 1 100              | 236                      |
| 3 OR MORE . . . . .   | 5 700   | -                    | -                  | 200                  | -                    | 200                  | 500                  | 1 700                | 2 600                | 600                 | -                  | 263                      |
| NONE. . . . .   | 18 400  | 1 100                | 1 600              | 2 100                | 3 300                | 2 500                | 2 500                | 3 100                | 1 400                | 200                 | 600                | 158                      |
| TRUCKS AVAILABLE:   |         |                      |                    |                      |                      |                      |                      |                      |                      |                     |                    |                          |
| 1 . . . . .   | 13 400  | -                    | 200                | 600                  | 900                  | 1 100                | 1 400                | 3 900                | 3 900                | 300                 | 1 200              | 225                      |
| 2 OR MORE . . . . .   | 800     | -                    | -                  | -                    | -                    | -                    | 300                  | 300                  | 300                  | 200                 | -                  | ...                      |
| NONE. . . . .   | 115 100 | 1 400                | 2 900              | 6 700                | 10 700               | 12 300               | 17 000               | 35 700               | 20 600               | 4 000               | 3 800              | 206                      |
| FAILURES IN PLUMBING AND EQUIPMENT  |         |                      |                    |                      |                      |                      |                      |                      |                      |                     |                    |                          |
| UNITS OCCUPIED 3 MONTHS OR LONGER   |         |                      |                    |                      |                      |                      |                      |                      |                      |                     |                    |                          |
| UNUSABLE 6 HOURS OR LONGER:   | 116 900 | 1 400                | 2 900              | 6 800                | 11 100               | 12 300               | 17 500               | 35 200               | 21 400               | 3 400               | 4 900              | 206                      |
| WATER SUPPLY. . . . .   | 5 100   | -                    | 200                | 300                  | -                    | 600                  | 800                  | 2 000                | 1 100                | -                   | 200                | 215                      |
| SEWAGE DISPOSAL . . . . .   | 800     | -                    | -                  | -                    | -                    | -                    | 100                  | 500                  | 200                  | -                   | -                  | ...                      |
| FLUSH TOILET. . . . .   | 2 200   | -                    | -                  | 300                  | 300                  | -                    | 600                  | 900                  | -                    | -                   | -                  | ...                      |
| UNITS OCCUPIED LAST WINTER  |         |                      |                    |                      |                      |                      |                      |                      |                      |                     |                    |                          |
| UNUSABLE 6 HOURS OR LONGER:   | 105 100 | 1 400                | 2 600              | 6 500                | 10 700               | 10 600               | 15 800               | 31 100               | 19 200               | 2 800               | 4 400              | 204                      |
| HEATING EQUIPMENT . . . . .   | 9 000   | -                    | -                  | 900                  | 1 100                | 1 500                | 1 100                | 1 700                | 1 600                | 400                 | 600                | 189                      |

<sup>1</sup>EXCLUDES 1-FAMILY HOMES ON 10 ACRES OR MORE.

<sup>2</sup>EXCLUDES MOBILE HOMES AND TRAILERS.

TABLE C-4. INCOME OF FAMILIES AND PRIMARY INDIVIDUALS IN OWNER AND RENTER OCCUPIED HOUSING UNITS WITH BLACK HOUSEHOLD HEAD: 1976

(DATA BASED ON SAMPLE, SEE TEXT. FOR MINIMUM BASE FOR DERIVED FIGURES (PERCENT, MEDIAN, ETC.) AND MEANING OF SYMBOLS, SEE TEXT)

| STANDARD METROPOLITAN STATISTICAL AREA<br>BALTIMORE, MD.<br>NOT IN CENTRAL CITY | TOTAL  | LESS<br>THAN<br>\$3,000 | \$3,000<br>TO<br>\$4,999 | \$5,000<br>TO<br>\$6,999 | \$7,000<br>TO<br>\$9,999 | \$10,000<br>TO<br>\$14,999 | \$15,000<br>TO<br>\$19,999 | \$20,000<br>TO<br>\$24,999 | \$25,000<br>OR<br>MORE | MEDIAN<br>(DOLLARS) |
|---|--------|-------------------------|--------------------------|--------------------------|--------------------------|----------------------------|----------------------------|----------------------------|------------------------|---------------------|
| OWNER OCCUPIED HOUSING UNITS . . . . .  | 12 700 | 600                     | 1 000                    | 900                      | 1 300                    | 1 400                      | 2 400                      | 2 000                      | 3 100                  | 17400               |
| YEAR STRUCTURE BUILT  |        |                         |                          |                          |                          |                            |                            |                            |                        |                     |
| APRIL 1970 OR LATER . . . . .   | 2 800  | -                       | -                        | -                        | 500                      | 500                        | 800                        | 300                        | 800                    | ...                 |
| 1965 TO MARCH 1970 . . . . .  | 1 400  | -                       | -                        | 100                      | -                        | 200                        | 300                        | 300                        | 500                    | ...                 |
| 1960 TO 1964 . . . . .  | 1 800  | -                       | 100                      | 100                      | 100                      | -                          | 500                        | 300                        | 600                    | ...                 |
| 1950 TO 1959 . . . . .  | 2 100  | -                       | -                        | -                        | 600                      | 200                        | 200                        | 500                        | 800                    | ...                 |
| 1940 TO 1949 . . . . .  | 1 300  | -                       | 300                      | -                        | -                        | 100                        | 300                        | 300                        | 300                    | ...                 |
| 1939 OR EARLIER . . . . .   | 3 300  | 600                     | 600                      | 600                      | 200                      | 400                        | 400                        | 300                        | 200                    | ...                 |
| COMPLETE BATHROOMS  |        |                         |                          |                          |                          |                            |                            |                            |                        |                     |
| 1 . . . . .   | 6 900  | 100                     | 600                      | 900                      | 1 100                    | 700                        | 1 200                      | 1 200                      | 1 100                  | 15200               |
| 1 AND ONE-HALF . . . . .  | 2 000  | -                       | -                        | -                        | -                        | 500                        | 800                        | 200                        | 600                    | ...                 |
| 2 OR MORE . . . . .   | 2 400  | 100                     | 200                      | -                        | 200                      | -                          | 300                        | 300                        | 1 400                  | ...                 |
| ALSO USED BY ANOTHER HOUSEHOLD . . . . .  | -      | -                       | -                        | -                        | -                        | -                          | -                          | -                          | -                      | ...                 |
| NONE . . . . .  | 1 300  | 300                     | 300                      | -                        | 100                      | 100                        | 100                        | 300                        | -                      | ...                 |
| COMPLETE KITCHEN FACILITIES   |        |                         |                          |                          |                          |                            |                            |                            |                        |                     |
| FOR EXCLUSIVE USE OF HOUSEHOLD . . . . .  | 11 700 | 300                     | 700                      | 900                      | 1 300                    | 1 200                      | 2 300                      | 1 800                      | 3 100                  | 18000               |
| ALSO USED BY ANOTHER HOUSEHOLD . . . . .  | -      | -                       | -                        | -                        | -                        | -                          | -                          | -                          | -                      | ...                 |
| NO COMPLETE KITCHEN FACILITIES . . . . .  | 1 000  | 300                     | 300                      | -                        | -                        | 100                        | 100                        | 200                        | -                      | ...                 |
| ROOMS   |        |                         |                          |                          |                          |                            |                            |                            |                        |                     |
| 3 ROOMS OR LESS . . . . .   | 100    | 100                     | -                        | -                        | -                        | -                          | -                          | -                          | -                      | ...                 |
| 4 ROOMS . . . . .   | 700    | -                       | 100                      | 100                      | 300                      | -                          | 100                        | -                          | -                      | ...                 |
| 5 ROOMS . . . . .   | 3 900  | 300                     | 600                      | 100                      | 700                      | 600                        | 900                        | 500                        | 200                    | 11500               |
| 6 ROOMS . . . . .   | 4 000  | 100                     | 300                      | 300                      | 200                      | 500                        | 1 100                      | 600                        | 900                    | 17900               |
| 7 ROOMS OR MORE . . . . .   | 4 000  | -                       | -                        | 300                      | 200                      | 300                        | 300                        | 900                        | 2 000                  | 25000+              |
| MEDIAN . . . . .  | 5.9    | ...                     | ...                      | ...                      | ...                      | ...                        | ...                        | ...                        | ...                    | ...                 |
| BEDROOMS  |        |                         |                          |                          |                          |                            |                            |                            |                        |                     |
| NONE AND 1 . . . . .  | 300    | 100                     | -                        | -                        | 200                      | -                          | -                          | -                          | -                      | ...                 |
| 2 . . . . .   | 2 500  | 100                     | 400                      | 400                      | 600                      | 100                        | 600                        | -                          | 200                    | ...                 |
| 3 OR MORE . . . . .   | 9 900  | 300                     | 600                      | 400                      | 600                      | 1 200                      | 1 800                      | 2 000                      | 2 900                  | 19900               |
| PERSONS   |        |                         |                          |                          |                          |                            |                            |                            |                        |                     |
| 1 PERSON . . . . .  | 1 800  | 400                     | 600                      | -                        | 600                      | -                          | -                          | -                          | 200                    | ...                 |
| 2 PERSONS . . . . .   | 2 100  | 100                     | 300                      | 100                      | 200                      | 200                        | 600                        | 200                        | 500                    | ...                 |
| 3 PERSONS . . . . .   | 3 900  | -                       | -                        | 500                      | 300                      | 500                        | 1 300                      | 800                        | 600                    | 17900               |
| 4 PERSONS . . . . .   | 2 900  | -                       | 200                      | 100                      | 200                      | 500                        | 300                        | 600                        | 1 100                  | ...                 |
| 5 PERSONS . . . . .   | 900    | -                       | -                        | -                        | 100                      | 200                        | 200                        | 100                        | 400                    | ...                 |
| 6 PERSONS OR MORE . . . . .   | 1 100  | -                       | -                        | 100                      | 100                      | 200                        | -                          | 300                        | 300                    | ...                 |
| MEDIAN . . . . .  | 3.1    | ...                     | ...                      | ...                      | ...                      | ...                        | ...                        | ...                        | ...                    | ...                 |
| UNITS WITH SUBFAMILIES . . . . .  | 600    | -                       | -                        | 100                      | -                        | 100                        | 200                        | 200                        | -                      | ...                 |
| UNITS WITH NONRELATIVES . . . . .   | 600    | -                       | -                        | 300                      | -                        | -                          | 300                        | -                          | -                      | ...                 |
| PLUMBING FACILITIES BY PERSONS PER ROOM   |        |                         |                          |                          |                          |                            |                            |                            |                        |                     |
| WITH ALL PLUMBING FACILITIES . . . . .  | 11 400 | 300                     | 700                      | 900                      | 1 200                    | 1 200                      | 2 300                      | 1 700                      | 3 100                  | 18000               |
| 1.00 OR LESS . . . . .  | 11 000 | 300                     | 700                      | 900                      | 1 200                    | 1 100                      | 2 300                      | 1 700                      | 2 900                  | 18000               |
| 1.01 TO 1.50 . . . . .  | 200    | -                       | -                        | -                        | -                        | 200                        | -                          | -                          | -                      | ...                 |
| 1.51 OR MORE . . . . .  | 200    | -                       | -                        | -                        | -                        | -                          | -                          | -                          | 200                    | ...                 |
| LACKING SOME OR ALL PLUMBING FACILITIES . . . . .                               | 1 300  | 300                     | 300                      | -                        | 100                      | 100                        | 100                        | 300                        | -                      | ...                 |
| 1.00 OR LESS . . . . .  | 900    | 300                     | 300                      | -                        | -                        | 100                        | 100                        | -                          | -                      | ...                 |
| 1.01 TO 1.50 . . . . .  | 400    | -                       | -                        | -                        | 100                      | -                          | -                          | 300                        | -                      | ...                 |
| 1.51 OR MORE . . . . .  | -      | -                       | -                        | -                        | -                        | -                          | -                          | -                          | -                      | ...                 |
| HOUSEHOLD COMPOSITION BY AGE OF HEAD  |        |                         |                          |                          |                          |                            |                            |                            |                        |                     |
| 2-OR-MORE-PERSON HOUSEHOLDS . . . . .   | 10 900 | 100                     | 400                      | 900                      | 800                      | 1 400                      | 2 400                      | 2 000                      | 2 900                  | 18900               |
| MALE HEAD, WIFE PRESENT, NO NONRELATIVES . . . . .                              | 7 900  | 100                     | 100                      | 400                      | 300                      | 900                        | 2 000                      | 1 400                      | 2 600                  | 20200               |
| UNDER 25 YEARS . . . . .  | 300    | -                       | -                        | -                        | -                        | 200                        | 200                        | -                          | -                      | ...                 |
| 25 TO 29 YEARS . . . . .  | 500    | -                       | -                        | -                        | -                        | 200                        | 200                        | 200                        | -                      | ...                 |
| 30 TO 34 YEARS . . . . .  | 1 100  | -                       | -                        | -                        | -                        | 300                        | 300                        | -                          | 500                    | ...                 |
| 35 TO 44 YEARS . . . . .  | 2 100  | -                       | -                        | -                        | -                        | -                          | 400                        | 500                        | 1 200                  | ...                 |
| 45 TO 64 YEARS . . . . .  | 2 700  | -                       | 100                      | -                        | 300                      | 100                        | 600                        | 800                        | 800                    | ...                 |
| 65 YEARS AND OVER . . . . .   | 1 200  | 100                     | -                        | 400                      | -                        | 200                        | 300                        | -                          | 100                    | ...                 |
| OTHER MALE HEAD . . . . .   | 900    | -                       | -                        | 100                      | -                        | -                          | 200                        | 400                        | 200                    | ...                 |
| UNDER 65 YEARS . . . . .  | 500    | -                       | -                        | -                        | -                        | -                          | 200                        | 100                        | 200                    | ...                 |
| 65 YEARS AND OVER . . . . .   | 400    | -                       | -                        | 100                      | -                        | -                          | 300                        | -                          | -                      | ...                 |
| FEMALE HEAD . . . . .   | 2 100  | -                       | 300                      | 300                      | 500                      | 400                        | 300                        | 200                        | 200                    | ...                 |
| UNDER 65 YEARS . . . . .  | 1 400  | -                       | -                        | 500                      | -                        | 300                        | 300                        | 200                        | 200                    | ...                 |
| 65 YEARS AND OVER . . . . .   | 700    | -                       | 300                      | 300                      | -                        | 100                        | -                          | -                          | -                      | ...                 |
| 1-PERSON HOUSEHOLDS . . . . .   | 1 800  | 400                     | 600                      | -                        | 600                      | -                          | -                          | -                          | 200                    | ...                 |
| UNDER 65 YEARS . . . . .  | 600    | -                       | 100                      | -                        | 300                      | -                          | -                          | -                          | 200                    | ...                 |
| 65 YEARS AND OVER . . . . .   | 1 100  | 400                     | 400                      | -                        | 300                      | -                          | -                          | -                          | -                      | ...                 |
| OWN CHILDREN UNDER 18 YEARS OLD BY AGE GROUP                                    |        |                         |                          |                          |                          |                            |                            |                            |                        |                     |
| NO OWN CHILDREN UNDER 18 YEARS . . . . .  | 7 400  | 600                     | 1 000                    | 900                      | 1 100                    | 600                        | 1 200                      | 900                        | 1 200                  | 11600               |
| WITH OWN CHILDREN UNDER 18 YEARS . . . . .                                      | 5 200  | -                       | -                        | -                        | 300                      | 800                        | 1 200                      | 1 100                      | 1 900                  | 21500               |
| UNDER 6 YEARS ONLY . . . . .  | 1 300  | -                       | -                        | -                        | -                        | 200                        | 600                        | 200                        | 300                    | ...                 |
| 1 . . . . .   | 1 100  | -                       | -                        | -                        | -                        | 200                        | 600                        | -                          | 300                    | ...                 |
| 2 . . . . .   | 200    | -                       | -                        | -                        | -                        | -                          | -                          | 200                        | -                      | ...                 |
| 3 OR MORE . . . . .   | -      | -                       | -                        | -                        | -                        | -                          | -                          | -                          | -                      | ...                 |
| 6 TO 17 YEARS ONLY . . . . .  | 2 900  | -                       | -                        | -                        | 300                      | 500                        | 400                        | 800                        | 900                    | ...                 |
| 1 . . . . .   | 600    | -                       | -                        | -                        | -                        | -                          | 100                        | 500                        | -                      | ...                 |
| 2 . . . . .   | 1 500  | -                       | -                        | -                        | 200                      | 300                        | -                          | 300                        | 800                    | ...                 |
| 3 OR MORE . . . . .   | 800    | -                       | -                        | -                        | 100                      | 200                        | 300                        | -                          | -                      | ...                 |
| BOTH AGE GROUPS . . . . .   | 1 100  | -                       | -                        | -                        | -                        | 200                        | 200                        | 200                        | 600                    | ...                 |
| 2 . . . . .   | 600    | -                       | -                        | -                        | -                        | -                          | 200                        | -                          | 500                    | ...                 |
| 3 OR MORE . . . . .   | 500    | -                       | -                        | -                        | -                        | 200                        | -                          | 200                        | 200                    | ...                 |



TABLE C-4. INCOME OF FAMILIES AND PRIMARY INDIVIDUALS IN OWNER AND RENTER OCCUPIED HOUSING UNITS WITH BLACK HOUSEHOLD HEAD: 1976--CONTINUED  
(DATA BASED ON SAMPLE, SEE TEXT. FOR MINIMUM BASE FOR DERIVED FIGURES (PERCENT, MEDIAN, ETC.) AND MEANING OF SYMBOLS, SEE TEXT)

| STANDARD METROPOLITAN STATISTICAL AREA<br>BALTIMORE, MD.<br>NOT IN CENTRAL CITY | TOTAL  | LESS<br>THAN<br>\$3,000 | \$3,000<br>TO<br>\$4,999 | \$5,000<br>TO<br>\$6,999 | \$7,000<br>TO<br>\$9,999 | \$10,000<br>TO<br>\$14,999 | \$15,000<br>TO<br>\$19,999 | \$20,000<br>TO<br>\$24,999 | \$25,000<br>OR<br>MORE | MEDIAN<br>(DOLLARS) |
|---|--------|-------------------------|--------------------------|--------------------------|--------------------------|----------------------------|----------------------------|----------------------------|------------------------|---------------------|
| <b>OWNER OCCUPIED HOUSING UNITS--CONTINUED</b>                                  |        |                         |                          |                          |                          |                            |                            |                            |                        |                     |
| <b>YEARS OF SCHOOL COMPLETED BY HEAD</b>  |        |                         |                          |                          |                          |                            |                            |                            |                        |                     |
| NO SCHOOL YEARS COMPLETED. . . . .  | -      | -                       | -                        | -                        | -                        | -                          | -                          | -                          | -                      | -                   |
| ELEMENTARY:   |        |                         |                          |                          |                          |                            |                            |                            |                        |                     |
| LESS THAN 8 YEARS. . . . .  | 3 100  | 400                     | 100                      | 600                      | 300                      | 400                        | 300                        | 600                        | 300                    | ...                 |
| 8 YEARS. . . . .  | 1 000  | -                       | 200                      | 100                      | 300                      | -                          | 300                        | -                          | 200                    | ...                 |
| HIGH SCHOOL:  |        |                         |                          |                          |                          |                            |                            |                            |                        |                     |
| 1 TO 3 YEARS. . . . .   | 1 800  | -                       | 400                      | -                        | 300                      | 300                        | 400                        | 200                        | 200                    | ...                 |
| 4 YEARS. . . . .  | 2 900  | 100                     | 200                      | 200                      | 200                      | 100                        | 600                        | 1 100                      | 500                    | ...                 |
| COLLEGE:  |        |                         |                          |                          |                          |                            |                            |                            |                        |                     |
| 1 TO 3 YEARS. . . . .   | 1 100  | -                       | -                        | -                        | 300                      | -                          | 500                        | -                          | 300                    | ...                 |
| 4 YEARS OR MORE. . . . .  | 2 800  | -                       | 200                      | -                        | -                        | 500                        | -                          | -                          | 300                    | ...                 |
| MEDIAN. . . . .   | 12.1   | ...                     | ...                      | ...                      | ...                      | ...                        | ...                        | ...                        | ...                    | ...                 |
| <b>YEAR HEAD MOVED INTO UNIT</b>  |        |                         |                          |                          |                          |                            |                            |                            |                        |                     |
| 1975 OR LATER. . . . .  | 1 800  | -                       | -                        | -                        | 500                      | 300                        | 300                        | 200                        | 600                    | ...                 |
| MOVED IN WITHIN PAST 12 MONTHS. . . . .   | 1 500  | -                       | -                        | -                        | 500                      | 300                        | 200                        | -                          | 600                    | ...                 |
| APRIL 1970 TO 1974. . . . .   | 3 400  | -                       | -                        | 100                      | 300                      | 600                        | 900                        | 500                        | 900                    | ...                 |
| 1965 TO MARCH 1970. . . . .   | 1 400  | -                       | 200                      | -                        | -                        | -                          | 300                        | 500                        | 500                    | ...                 |
| 1960 TO 1964. . . . .   | 1 400  | -                       | 100                      | 100                      | 100                      | -                          | 300                        | 300                        | 300                    | ...                 |
| 1950 TO 1959. . . . .   | 1 800  | 100                     | -                        | 300                      | 400                      | -                          | 100                        | 200                        | 600                    | ...                 |
| 1949 OR EARLIER. . . . .  | 2 900  | 400                     | 700                      | 300                      | -                        | 400                        | 400                        | 400                        | 100                    | ...                 |
| SPECIFIED OWNER OCCUPIED <sup>1</sup> . . . . .                                 | 10 900 | 600                     | 1 000                    | 700                      | 1 000                    | 1 400                      | 1 700                      | 1 700                      | 2 800                  | 17100               |
| <b>VALUE</b>  |        |                         |                          |                          |                          |                            |                            |                            |                        |                     |
| LESS THAN \$10,000. . . . .   | 600    | -                       | 400                      | -                        | -                        | -                          | -                          | -                          | -                      | ...                 |
| \$10,000 TO \$19,999. . . . .   | 1 500  | -                       | 400                      | 200                      | 200                      | 100                        | 400                        | 200                        | -                      | ...                 |
| \$20,000 TO \$24,999. . . . .   | 1 300  | 400                     | -                        | -                        | 100                      | -                          | 200                        | 300                        | 300                    | ...                 |
| \$25,000 TO \$29,999. . . . .   | 700    | -                       | -                        | 100                      | 100                      | 200                        | -                          | 200                        | 200                    | ...                 |
| \$30,000 TO \$34,999. . . . .   | 900    | -                       | -                        | -                        | 100                      | 200                        | 300                        | 200                        | 300                    | ...                 |
| \$35,000 TO \$39,999. . . . .   | 1 400  | 100                     | 200                      | -                        | 200                      | 300                        | 300                        | 200                        | 200                    | ...                 |
| \$40,000 TO \$49,999. . . . .   | 1 500  | -                       | -                        | 100                      | 200                      | 500                        | 200                        | 300                        | 300                    | ...                 |
| \$50,000 OR MORE. . . . .   | 2 900  | -                       | -                        | 300                      | 100                      | 100                        | 300                        | 500                        | 1 600                  | ...                 |
| MEDIAN. . . . .   | 36300  | ...                     | ...                      | ...                      | ...                      | ...                        | ...                        | ...                        | ...                    | ...                 |
| <b>VALUE-INCOME RATIO</b>   |        |                         |                          |                          |                          |                            |                            |                            |                        |                     |
| LESS THAN 1.5. . . . .  | 2 600  | -                       | -                        | -                        | -                        | -                          | 600                        | 800                        | 1 200                  | ...                 |
| 1.5 TO 1.9. . . . .   | 1 700  | -                       | 300                      | -                        | -                        | -                          | 200                        | 300                        | 500                    | ...                 |
| 2.0 TO 2.4. . . . .   | 2 000  | -                       | 300                      | 200                      | 200                      | 300                        | 500                        | 200                        | 900                    | ...                 |
| 2.5 TO 2.9. . . . .   | 900    | -                       | -                        | -                        | 100                      | 300                        | 200                        | 200                        | 200                    | ...                 |
| 3.0 TO 3.9. . . . .   | 900    | -                       | -                        | -                        | 300                      | 300                        | 300                        | -                          | -                      | ...                 |
| 4.0 OR MORE. . . . .  | 2 800  | 600                     | 400                      | 600                      | 500                      | 400                        | -                          | 300                        | -                      | ...                 |
| NOT COMPUTED. . . . .   | -      | -                       | -                        | -                        | -                        | -                          | -                          | -                          | -                      | ...                 |
| <b>MORTGAGE STATUS</b>  |        |                         |                          |                          |                          |                            |                            |                            |                        |                     |
| MORTGAGE, DEED OF TRUST, OR LAND CONTRACT. . . . .                              | 6 900  | -                       | 100                      | 400                      | 400                      | 800                        | 1 400                      | 1 200                      | 2 500                  | 21100               |
| OWNED FREE AND CLEAR. . . . .   | 4 000  | 600                     | 900                      | 300                      | 600                      | 600                        | 300                        | 500                        | 300                    | 8200                |
| <b>REAL ESTATE TAXES LAST YEAR</b>  |        |                         |                          |                          |                          |                            |                            |                            |                        |                     |
| MEAN (PER \$1,000 VALUE). . . . .   | 14     | ...                     | ...                      | ...                      | ...                      | ...                        | ...                        | ...                        | ...                    | ...                 |
| <b>SELECTED MONTHLY HOUSING COSTS<sup>2</sup></b>                               |        |                         |                          |                          |                          |                            |                            |                            |                        |                     |
| <b>UNITS WITH A MORTGAGE.</b>   |        |                         |                          |                          |                          |                            |                            |                            |                        |                     |
| LESS THAN \$100. . . . .  | 6 900  | -                       | 100                      | 400                      | 400                      | 800                        | 1 400                      | 1 200                      | 2 500                  | 21100               |
| \$100 TO \$149. . . . .   | -      | -                       | -                        | -                        | -                        | -                          | -                          | -                          | -                      | ...                 |
| \$150 TO \$199. . . . .   | 700    | -                       | -                        | 300                      | 100                      | -                          | 100                        | 200                        | -                      | ...                 |
| \$200 TO \$249. . . . .   | 1 400  | -                       | -                        | 100                      | 200                      | -                          | 300                        | 300                        | 300                    | ...                 |
| \$250 TO \$299. . . . .   | 1 500  | -                       | -                        | -                        | -                        | 300                        | 300                        | 300                        | 600                    | ...                 |
| \$300 TO \$399. . . . .   | 1 200  | -                       | -                        | -                        | -                        | 300                        | 500                        | 200                        | 300                    | ...                 |
| \$400 OR MORE. . . . .  | 1 100  | -                       | -                        | -                        | -                        | 200                        | 200                        | -                          | 800                    | ...                 |
| NOT REPORTED. . . . .   | 900    | -                       | 100                      | -                        | -                        | -                          | 100                        | 200                        | 300                    | ...                 |
| MEDIAN. . . . .   | 278    | -                       | -                        | ...                      | ...                      | ...                        | ...                        | ...                        | ...                    | ...                 |
| <b>UNITS OWNED FREE AND CLEAR</b>   |        |                         |                          |                          |                          |                            |                            |                            |                        |                     |
| LESS THAN \$50. . . . .   | 4 000  | 600                     | 900                      | 300                      | 600                      | 600                        | 300                        | 500                        | 300                    | 8200                |
| \$50 TO \$69. . . . .   | 300    | 100                     | -                        | 200                      | -                        | -                          | -                          | -                          | -                      | ...                 |
| \$70 TO \$99. . . . .   | 400    | 100                     | -                        | -                        | -                        | -                          | 100                        | -                          | -                      | ...                 |
| \$100 TO \$149. . . . .   | 2 200  | 100                     | 600                      | -                        | 100                      | 300                        | 200                        | 200                        | 300                    | ...                 |
| \$150 TO \$199. . . . .   | 400    | 100                     | 100                      | -                        | -                        | -                          | -                          | -                          | -                      | ...                 |
| \$200 OR MORE. . . . .  | 100    | -                       | -                        | 100                      | -                        | -                          | -                          | -                          | -                      | ...                 |
| NOT REPORTED. . . . .   | 500    | -                       | -                        | -                        | -                        | -                          | -                          | -                          | -                      | ...                 |
| MEDIAN. . . . .   | ...    | ...                     | ...                      | ...                      | ...                      | ...                        | ...                        | ...                        | ...                    | ...                 |
| <b>SELECTED MONTHLY HOUSING COSTS AS PERCENTAGE OF INCOME<sup>2</sup></b>       |        |                         |                          |                          |                          |                            |                            |                            |                        |                     |
| <b>UNITS WITH A MORTGAGE.</b>   |        |                         |                          |                          |                          |                            |                            |                            |                        |                     |
| LESS THAN 10 PERCENT. . . . .   | 6 900  | -                       | 100                      | 400                      | 400                      | 800                        | 1 400                      | 1 200                      | 2 500                  | 21100               |
| 10 TO 14 PERCENT. . . . .   | 600    | -                       | -                        | -                        | -                        | -                          | -                          | -                          | 600                    | ...                 |
| 15 TO 19 PERCENT. . . . .   | 1 800  | -                       | -                        | -                        | -                        | -                          | 300                        | 600                        | 900                    | ...                 |
| 20 TO 24 PERCENT. . . . .   | 900    | -                       | -                        | -                        | -                        | -                          | 200                        | 500                        | 300                    | ...                 |
| 25 TO 34 PERCENT. . . . .   | 800    | -                       | -                        | -                        | 100                      | 200                        | 300                        | -                          | 200                    | ...                 |
| 35 PERCENT OR MORE. . . . .   | 1 500  | -                       | -                        | 300                      | 200                      | 500                        | 500                        | -                          | 200                    | ...                 |
| NOT COMPUTED. . . . .   | 300    | -                       | -                        | 100                      | -                        | 200                        | -                          | -                          | -                      | ...                 |
| NOT REPORTED. . . . .   | 900    | -                       | 100                      | -                        | -                        | -                          | -                          | -                          | -                      | ...                 |
| MEDIAN. . . . .   | 18     | -                       | ...                      | ...                      | ...                      | ...                        | ...                        | ...                        | ...                    | ...                 |

<sup>1</sup> LIMITED TO 1-FAMILY HOMES ON LESS THAN 10 ACRES AND NO BUSINESS ON PROPERTY.  
<sup>2</sup> SUM OF PAYMENTS FOR REAL ESTATE TAXES, PROPERTY INSURANCE, UTILITIES, FUEL, WATER, GARBAGE AND TRASH COLLECTION, AND MORTGAGE AT TIME OF ENUMERATION.

TABLE C-4. INCOME OF FAMILIES AND PRIMARY INDIVIDUALS IN OWNER AND RENTER OCCUPIED HOUSING UNITS WITH BLACK HOUSEHOLD HEAD: 1976--CONTINUED

(DATA BASED ON SAMPLE, SEE TEXT. FOR MINIMUM BASE FOR DERIVED FIGURES (PERCENT, MEDIAN, ETC.) AND MEANING OF SYMBOLS, SEE TEXT)

| STANDARD METROPOLITAN STATISTICAL AREA<br>BALTIMORE, MD.<br>NOT IN CENTRAL CITY | TOTAL         | LESS<br>THAN<br>\$3,000 | \$3,000<br>TO<br>\$4,999 | \$5,000<br>TO<br>\$6,999 | \$7,000<br>TO<br>\$9,999 | \$10,000<br>TO<br>\$14,999 | \$15,000<br>TO<br>\$19,999 | \$20,000<br>TO<br>\$24,999 | \$25,000<br>OR<br>MORE | MEDIAN<br>(DOLLARS) |
|---|---------------|-------------------------|--------------------------|--------------------------|--------------------------|----------------------------|----------------------------|----------------------------|------------------------|---------------------|
| <b>SPECIFIED OWNER OCCUPIED<sup>1</sup>--CONTINUED</b>                          |               |                         |                          |                          |                          |                            |                            |                            |                        |                     |
| UNITS OWNED FREE AND CLEAR . . . . .  | 4 000         | 600                     | 900                      | 300                      | 600                      | 600                        | 300                        | 500                        | 300                    | 8200                |
| LESS THAN 10 PERCENT . . . . .  | 1 500         | -                       | -                        | 200                      | -                        | 400                        | 300                        | 300                        | 300                    | ...                 |
| 10 TO 14 PERCENT . . . . .  | 600           | -                       | -                        | -                        | -                        | 100                        | -                          | -                          | -                      | ...                 |
| 15 TO 19 PERCENT . . . . .  | 300           | 100                     | 200                      | -                        | -                        | -                          | -                          | -                          | -                      | ...                 |
| 20 TO 24 PERCENT . . . . .  | 300           | 100                     | 200                      | -                        | -                        | -                          | -                          | -                          | -                      | ...                 |
| 25 TO 34 PERCENT . . . . .  | 600           | -                       | 400                      | 100                      | -                        | -                          | -                          | -                          | -                      | ...                 |
| 35 PERCENT OR MORE . . . . .  | 300           | 300                     | -                        | -                        | -                        | -                          | -                          | -                          | -                      | ...                 |
| NOT COMPUTED . . . . .  | -             | -                       | -                        | -                        | -                        | -                          | -                          | -                          | -                      | ...                 |
| NOT REPORTED . . . . .  | 500           | -                       | 100                      | -                        | 200                      | -                          | -                          | 200                        | -                      | ...                 |
| MEDIAN . . . . .  | ...           | ...                     | ...                      | ...                      | ...                      | ...                        | ...                        | ...                        | ...                    | ...                 |
| <b>OWNER OCCUPIED HOUSING UNITS . . . . .</b>                                   | <b>12 700</b> | <b>600</b>              | <b>1 000</b>             | <b>900</b>               | <b>1 300</b>             | <b>1 400</b>               | <b>2 400</b>               | <b>2 000</b>               | <b>3 100</b>           | <b>17400</b>        |
| <b>HEATING EQUIPMENT</b>  |               |                         |                          |                          |                          |                            |                            |                            |                        |                     |
| WARM-AIR FURNACE . . . . .  | 9 000         | 100                     | 600                      | 600                      | 1 000                    | 900                        | 2 300                      | 1 400                      | 2 000                  | 17600               |
| HEAT PUMP . . . . .   | 200           | -                       | -                        | -                        | -                        | -                          | -                          | -                          | 200                    | ...                 |
| STEAM OR HOT WATER . . . . .  | 1 800         | 100                     | 200                      | 100                      | -                        | 100                        | 200                        | 300                        | 800                    | ...                 |
| BUILT-IN ELECTRIC UNITS . . . . .   | 100           | -                       | -                        | 100                      | -                        | -                          | -                          | -                          | -                      | ...                 |
| FLOOR, WALL, OR PIPELESS FURNACE . . . . .                                      | 300           | -                       | -                        | -                        | 200                      | 200                        | -                          | -                          | -                      | ...                 |
| OTHER MEANS . . . . .   | 1 300         | 300                     | 300                      | -                        | 100                      | 100                        | -                          | 300                        | 200                    | ...                 |
| NONE . . . . .  | -             | -                       | -                        | -                        | -                        | -                          | -                          | -                          | -                      | ...                 |
| <b>SOURCE OF WATER</b>  |               |                         |                          |                          |                          |                            |                            |                            |                        |                     |
| PUBLIC SYSTEM OR PRIVATE COMPANY . . . . .                                      | 7 900         | 300                     | 100                      | 600                      | 800                      | 600                        | 2 000                      | 1 200                      | 2 300                  | 19000               |
| INDIVIDUAL WELL . . . . .   | 4 300         | 100                     | 700                      | 300                      | 600                      | 700                        | 300                        | 800                        | 800                    | 12800               |
| OTHER . . . . .   | 400           | 100                     | 200                      | -                        | -                        | -                          | 200                        | -                          | -                      | ...                 |
| <b>SEWAGE DISPOSAL</b>  |               |                         |                          |                          |                          |                            |                            |                            |                        |                     |
| PUBLIC SEWER . . . . .  | 6 400         | 100                     | 300                      | 400                      | 800                      | 600                        | 1 200                      | 900                        | 2 000                  | 18900               |
| SEPTIC TANK OR CESSPOOL . . . . .   | 5 100         | 100                     | 400                      | 400                      | 600                      | 600                        | 1 100                      | 800                        | 1 100                  | 16700               |
| OTHER . . . . .   | 1 200         | 300                     | 300                      | -                        | -                        | 100                        | 100                        | 300                        | -                      | ...                 |
| <b>SELECTED CHARACTERISTICS</b>   |               |                         |                          |                          |                          |                            |                            |                            |                        |                     |
| WITH AIR CONDITIONING . . . . .   | 7 100         | -                       | 200                      | -                        | 800                      | 800                        | 1 400                      | 1 500                      | 2 500                  | 21600               |
| ROOM UNIT(S) . . . . .  | 2 700         | -                       | 200                      | -                        | 300                      | 500                        | 600                        | 500                        | 800                    | ...                 |
| CENTRAL SYSTEM . . . . .  | 4 300         | -                       | -                        | -                        | 500                      | 300                        | 800                        | 1 100                      | 1 700                  | 22900               |
| WITH BASEMENT . . . . .   | 8 300         | 300                     | 400                      | 700                      | 500                      | 700                        | 1 800                      | 1 500                      | 2 300                  | 19100               |
| OWNED SECOND HOME . . . . .   | 700           | 100                     | 200                      | -                        | 100                      | -                          | 300                        | -                          | -                      | ...                 |
| AUTOMOBILES AVAILABLE:  |               |                         |                          |                          |                          |                            |                            |                            |                        |                     |
| 1 . . . . .   | 4 800         | 100                     | 700                      | 600                      | 600                      | 400                        | 1 200                      | 600                        | 500                    | 13500               |
| 2 . . . . .   | 5 400         | -                       | -                        | -                        | 400                      | 800                        | 1 100                      | 1 200                      | 1 900                  | 21700               |
| 3 OR MORE . . . . .   | 1 100         | -                       | -                        | -                        | -                        | -                          | 200                        | 200                        | 800                    | ...                 |
| <b>RENTER OCCUPIED HOUSING UNITS . . . . .</b>                                  | <b>15 500</b> | <b>2 000</b>            | <b>800</b>               | <b>2 000</b>             | <b>2 800</b>             | <b>3 100</b>               | <b>2 000</b>               | <b>1 800</b>               | <b>900</b>             | <b>10200</b>        |
| <b>UNITS IN STRUCTURE</b>   |               |                         |                          |                          |                          |                            |                            |                            |                        |                     |
| 1 . . . . .   | 5 800         | 600                     | 300                      | 900                      | 1 200                    | 1 200                      | 600                        | 600                        | 300                    | 9600                |
| 2 TO 4 . . . . .  | 1 700         | 500                     | 100                      | 300                      | 300                      | 300                        | 200                        | -                          | -                      | ...                 |
| 5 TO 19 . . . . .   | 7 200         | 600                     | 300                      | 800                      | 1 300                    | 1 400                      | 1 300                      | 1 100                      | 500                    | 12200               |
| 20 OR MORE . . . . .  | 600           | 200                     | -                        | -                        | -                        | 200                        | -                          | 200                        | 200                    | ...                 |
| MOBILE HOME OR TRAILER . . . . .  | 200           | 200                     | -                        | -                        | -                        | -                          | -                          | -                          | -                      | ...                 |
| <b>YEAR STRUCTURE BUILT</b>   |               |                         |                          |                          |                          |                            |                            |                            |                        |                     |
| APRIL 1970 OR LATER . . . . .   | 4 100         | 200                     | -                        | 300                      | 600                      | 1 200                      | 600                        | 900                        | 200                    | 13700               |
| 1965 TO MARCH 1970 . . . . .  | 3 100         | 200                     | 200                      | 300                      | 500                      | 800                        | 200                        | 400                        | 600                    | ...                 |
| 1960 TO 1964 . . . . .  | 800           | 200                     | -                        | 200                      | 300                      | -                          | -                          | 200                        | -                      | ...                 |
| 1950 TO 1959 . . . . .  | 1 400         | 500                     | -                        | 300                      | 200                      | -                          | 500                        | -                          | -                      | ...                 |
| 1940 TO 1949 . . . . .  | 1 100         | 200                     | 200                      | 200                      | 100                      | 300                        | -                          | -                          | 100                    | ...                 |
| 1939 OR EARLIER . . . . .   | 5 100         | 900                     | 500                      | 800                      | 1 100                    | 800                        | 800                        | 300                        | -                      | 8100                |
| <b>COMPLETE BATHROOMS</b>   |               |                         |                          |                          |                          |                            |                            |                            |                        |                     |
| 1 . . . . .   | 12 000        | 1 700                   | 500                      | 1 900                    | 2 300                    | 2 500                      | 1 100                      | 1 100                      | 900                    | 9500                |
| 1 AND ONE-HALF . . . . .  | 1 100         | 100                     | -                        | -                        | 200                      | 200                        | 500                        | 200                        | -                      | ...                 |
| 2 OR MORE . . . . .   | 1 700         | -                       | -                        | -                        | 200                      | 500                        | 500                        | 600                        | -                      | ...                 |
| ALSO USED BY ANOTHER HOUSEHOLD . . . . .  | 100           | -                       | 100                      | -                        | -                        | -                          | -                          | -                          | -                      | ...                 |
| NONE . . . . .  | 600           | 200                     | 200                      | 100                      | 200                      | -                          | -                          | -                          | -                      | ...                 |
| <b>COMPLETE KITCHEN FACILITIES</b>  |               |                         |                          |                          |                          |                            |                            |                            |                        |                     |
| FOR EXCLUSIVE USE OF HOUSEHOLD . . . . .  | 14 700        | 1 900                   | 600                      | 1 700                    | 2 600                    | 3 100                      | 2 000                      | 1 800                      | 900                    | 10900               |
| ALSO USED BY ANOTHER HOUSEHOLD . . . . .  | 800           | 200                     | 200                      | 300                      | 200                      | -                          | -                          | -                          | -                      | ...                 |
| NO COMPLETE KITCHEN FACILITIES . . . . .  | -             | -                       | -                        | -                        | -                        | -                          | -                          | -                          | -                      | ...                 |
| <b>ROOMS</b>  |               |                         |                          |                          |                          |                            |                            |                            |                        |                     |
| 1 AND 2 ROOMS . . . . .   | 100           | -                       | 100                      | -                        | -                        | -                          | -                          | -                          | -                      | ...                 |
| 3 ROOMS . . . . .   | 1 900         | 300                     | -                        | 200                      | 500                      | 600                        | -                          | 200                        | 200                    | ...                 |
| 4 ROOMS . . . . .   | 7 400         | 1 300                   | 300                      | 1 100                    | 1 900                    | 900                        | 900                        | 500                        | 500                    | 8600                |
| 5 ROOMS . . . . .   | 3 700         | 300                     | -                        | 300                      | 300                      | 900                        | 1 000                      | 600                        | 300                    | ...                 |
| 6 ROOMS . . . . .   | 2 100         | 100                     | 300                      | 400                      | 100                      | 300                        | 100                        | 600                        | -                      | ...                 |
| 7 ROOMS OR MORE . . . . .   | 300           | -                       | -                        | -                        | -                        | 300                        | -                          | -                          | -                      | ...                 |
| MEDIAN . . . . .  | 4.3           | ...                     | ...                      | ...                      | ...                      | ...                        | ...                        | ...                        | ...                    | ...                 |
| <b>BEDROOMS</b>   |               |                         |                          |                          |                          |                            |                            |                            |                        |                     |
| NONE . . . . .  | -             | -                       | -                        | -                        | -                        | -                          | -                          | -                          | -                      | ...                 |
| 1 . . . . .   | 3 100         | 300                     | 100                      | 600                      | 500                      | 600                        | 300                        | 300                        | 300                    | ...                 |
| 2 . . . . .   | 8 600         | 1 600                   | 300                      | 800                      | 1 800                    | 1 400                      | 1 400                      | 800                        | 500                    | 9600                |
| 3 OR MORE . . . . .   | 3 800         | 100                     | 300                      | 600                      | 500                      | 1 100                      | 300                        | 800                        | 100                    | ...                 |

<sup>1</sup>LIMITED TO 1-FAMILY HOMES ON LESS THAN 10 ACRES AND NO BUSINESS ON PROPERTY.

TABLE C-4. INCOME OF FAMILIES AND PRIMARY INDIVIDUALS IN OWNER AND RENTER OCCUPIED HOUSING UNITS WITH BLACK HOUSEHOLD HEAD: 1976--CONTINUED  
(DATA BASED ON SAMPLE, SEE TEXT. FOR MINIMUM BASE FOR DERIVED FIGURES (PERCENT, MEDIAN, ETC.) AND MEANING OF SYMBOLS, SEE TEXT)

| STANDARD METROPOLITAN STATISTICAL AREA<br>BALTIMORE, MD.<br>NOT IN CENTRAL CITY | TOTAL  | LESS<br>THAN<br>\$3,000 | \$3,000<br>TO<br>\$4,999 | \$5,000<br>TO<br>\$6,999 | \$7,000<br>TO<br>\$9,999 | \$10,000<br>TO<br>\$14,999 | \$15,000<br>TO<br>\$19,999 | \$20,000<br>TO<br>\$24,999 | \$25,000<br>OR<br>MORE | MEDIAN<br>(DOLLARS) |
|---|--------|-------------------------|--------------------------|--------------------------|--------------------------|----------------------------|----------------------------|----------------------------|------------------------|---------------------|
| <b>RENTER OCCUPIED HOUSING UNITS--CONTINUED</b>                                 |        |                         |                          |                          |                          |                            |                            |                            |                        |                     |
| <b>PERSONS</b>  |        |                         |                          |                          |                          |                            |                            |                            |                        |                     |
| 1 PERSON . . . . .  | 3 100  | 600                     | 300                      | 600                      | 500                      | 600                        | 200                        | -                          | 300                    | ...                 |
| 2 PERSONS . . . . .   | 4 400  | 1 100                   | 300                      | 200                      | 800                      | 800                        | 600                        | 500                        | 200                    | 9400                |
| 3 PERSONS . . . . .   | 4 200  | 300                     | -                        | 800                      | 600                      | 500                        | 600                        | 900                        | 500                    | 14100               |
| 4 PERSONS . . . . .   | 1 600  | -                       | 200                      | -                        | 500                      | 300                        | 500                        | 200                        | -                      | ...                 |
| 5 PERSONS . . . . .   | 1 400  | -                       | -                        | 300                      | 300                      | 500                        | 100                        | 200                        | -                      | ...                 |
| 6 PERSONS OR MORE . . . . .   | 900    | -                       | -                        | 200                      | 100                      | 400                        | -                          | 200                        | -                      | ...                 |
| MEDIAN . . . . .  | 2.6    | ...                     | ...                      | ...                      | ...                      | ...                        | ...                        | ...                        | ...                    | ...                 |
| UNITS WITH SUBFAMILIES . . . . .  | 300    | -                       | -                        | -                        | -                        | 300                        | -                          | -                          | -                      | ...                 |
| UNITS WITH NONRELATIVES . . . . .   | 1 300  | 200                     | -                        | 100                      | 300                      | 200                        | 300                        | 200                        | -                      | ...                 |
| <b>PLUMBING FACILITIES BY PERSONS PER ROOM</b>                                  |        |                         |                          |                          |                          |                            |                            |                            |                        |                     |
| WITH ALL PLUMBING FACILITIES . . . . .  | 14 800 | 1 900                   | 500                      | 1 900                    | 2 600                    | 3 100                      | 2 000                      | 1 800                      | 900                    | 10800               |
| 1.00 OR LESS . . . . .  | 14 100 | 1 900                   | 500                      | 1 600                    | 2 600                    | 2 800                      | 2 000                      | 1 800                      | 900                    | 10900               |
| 1.01 TO 1.50 . . . . .  | 500    | -                       | -                        | 300                      | -                        | 200                        | -                          | -                          | -                      | ...                 |
| 1.51 OR MORE . . . . .  | 200    | -                       | -                        | -                        | -                        | 200                        | -                          | -                          | -                      | ...                 |
| LACKING SOME OR ALL PLUMBING FACILITIES . . . . .                               | 800    | 200                     | 300                      | 100                      | 200                      | -                          | -                          | -                          | -                      | ...                 |
| 1.00 OR LESS . . . . .  | 600    | 200                     | 300                      | 100                      | -                        | -                          | -                          | -                          | -                      | ...                 |
| 1.01 TO 1.50 . . . . .  | 200    | -                       | -                        | -                        | -                        | -                          | -                          | -                          | -                      | ...                 |
| 1.51 OR MORE . . . . .  | -      | -                       | -                        | -                        | 200                      | -                          | -                          | -                          | -                      | ...                 |
| <b>HOUSEHOLD COMPOSITION BY AGE OF HEAD</b>                                     |        |                         |                          |                          |                          |                            |                            |                            |                        |                     |
| <b>2-OR-MORE-PERSON HOUSEHOLDS</b>  |        |                         |                          |                          |                          |                            |                            |                            |                        |                     |
| MALE HEAD, WIFE PRESENT, NO NONRELATIVES . . . . .                              | 12 400 | 1 400                   | 500                      | 1 400                    | 2 300                    | 2 500                      | 1 900                      | 1 800                      | 600                    | 11200               |
| UNDER 25 YEARS . . . . .  | 6 600  | 300                     | 200                      | 300                      | 900                      | 1 700                      | 1 400                      | 1 700                      | 100                    | 14800               |
| 25 TO 29 YEARS . . . . .  | 800    | -                       | -                        | -                        | 300                      | 200                        | 300                        | -                          | -                      | ...                 |
| 30 TO 34 YEARS . . . . .  | 2 000  | -                       | -                        | 200                      | 300                      | 800                        | 200                        | -                          | -                      | ...                 |
| 35 TO 44 YEARS . . . . .  | 1 200  | -                       | -                        | -                        | 200                      | 200                        | 300                        | 600                        | -                      | ...                 |
| 45 TO 64 YEARS . . . . .  | 1 100  | -                       | -                        | -                        | 200                      | 500                        | 300                        | 500                        | 100                    | ...                 |
| 65 YEARS AND OVER . . . . .   | 1 200  | 300                     | -                        | -                        | 100                      | 300                        | 200                        | 400                        | -                      | ...                 |
| OTHER MALE HEAD . . . . .   | 300    | -                       | 200                      | 100                      | -                        | -                          | -                          | -                          | -                      | ...                 |
| UNDER 65 YEARS . . . . .  | 1 300  | -                       | 200                      | -                        | 300                      | 200                        | 200                        | 200                        | 300                    | ...                 |
| 65 YEARS AND OVER . . . . .   | 1 100  | -                       | -                        | -                        | 300                      | 200                        | 200                        | 200                        | 300                    | ...                 |
| FEMALE HEAD . . . . .   | 200    | -                       | 200                      | -                        | 300                      | 200                        | 200                        | 200                        | 300                    | ...                 |
| UNDER 65 YEARS . . . . .  | 4 500  | 1 100                   | 200                      | 1 100                    | 1 100                    | 600                        | 300                        | -                          | 200                    | 6800                |
| 65 YEARS AND OVER . . . . .   | 4 500  | 1 100                   | 200                      | 1 100                    | 1 100                    | 600                        | 300                        | -                          | 200                    | 6800                |
| <b>1-PERSON HOUSEHOLDS</b>  |        |                         |                          |                          |                          |                            |                            |                            |                        |                     |
| UNDER 65 YEARS . . . . .  | 3 100  | 600                     | 300                      | 600                      | 500                      | 600                        | 200                        | -                          | 300                    | ...                 |
| 65 YEARS AND OVER . . . . .   | 2 700  | 300                     | 300                      | 500                      | 500                      | 600                        | 200                        | -                          | 300                    | ...                 |
| ...   | 500    | 300                     | -                        | 200                      | -                        | -                          | -                          | -                          | -                      | ...                 |
| <b>OWN CHILDREN UNDER 18 YEARS OLD BY AGE GROUP</b>                             |        |                         |                          |                          |                          |                            |                            |                            |                        |                     |
| NO OWN CHILDREN UNDER 18 YEARS . . . . .  | 7 800  | 1 200                   | 600                      | 1 100                    | 900                      | 1 700                      | 600                        | 900                        | 600                    | 10000               |
| WITH OWN CHILDREN UNDER 18 YEARS . . . . .                                      | 7 700  | 800                     | 200                      | 900                      | 1 800                    | 1 400                      | 1 400                      | 900                        | 300                    | 10600               |
| UNDER 6 YEARS ONLY . . . . .  | 2 800  | 300                     | 200                      | 300                      | 800                      | 300                        | 300                        | 500                        | 100                    | ...                 |
| 1 . . . . .   | 600    | -                       | -                        | 300                      | 500                      | 200                        | -                          | 500                        | 100                    | ...                 |
| 2 . . . . .   | 200    | -                       | -                        | -                        | 200                      | 200                        | 300                        | -                          | -                      | ...                 |
| 3 OR MORE . . . . .   | 3 900  | 300                     | -                        | 600                      | 600                      | 800                        | 900                        | 500                        | 200                    | 12600               |
| 6 TO 17 YEARS ONLY . . . . .  | 1 900  | 200                     | -                        | 300                      | 300                      | 200                        | 800                        | 500                        | 200                    | ...                 |
| 1 . . . . .   | 900    | 200                     | -                        | 300                      | 300                      | 200                        | 800                        | 500                        | 200                    | ...                 |
| 2 . . . . .   | 1 100  | -                       | -                        | 300                      | 300                      | 300                        | -                          | 200                        | -                      | ...                 |
| 3 OR MORE . . . . .   | 1 100  | -                       | -                        | 300                      | -                        | 300                        | -                          | 200                        | -                      | ...                 |
| BOTH AGE GROUPS . . . . .   | 1 100  | 200                     | -                        | -                        | 500                      | 300                        | 100                        | 300                        | -                      | ...                 |
| 1 . . . . .   | 900    | 200                     | -                        | -                        | 500                      | 300                        | 200                        | -                          | -                      | ...                 |
| 2 . . . . .   | 200    | -                       | -                        | -                        | 500                      | 100                        | 200                        | -                          | -                      | ...                 |
| 3 OR MORE . . . . .   | -      | -                       | -                        | -                        | -                        | 200                        | -                          | -                          | -                      | ...                 |
| <b>YEARS OF SCHOOL COMPLETED BY HEAD</b>  |        |                         |                          |                          |                          |                            |                            |                            |                        |                     |
| NO SCHOOL YEARS COMPLETED . . . . .   | 100    | 100                     | -                        | -                        | -                        | -                          | -                          | -                          | -                      | ...                 |
| ELEMENTARY: . . . . .   | -      | -                       | -                        | -                        | -                        | -                          | -                          | -                          | -                      | ...                 |
| LESS THAN 8 YEARS . . . . .   | 2 000  | 500                     | 300                      | 300                      | -                        | 200                        | 200                        | 600                        | -                      | ...                 |
| 8 YEARS . . . . .   | 300    | 200                     | -                        | -                        | -                        | -                          | -                          | -                          | -                      | ...                 |
| HIGH SCHOOL: . . . . .  | -      | -                       | -                        | -                        | 100                      | -                          | -                          | -                          | -                      | ...                 |
| 1 TO 3 YEARS . . . . .  | 2 300  | 500                     | -                        | 800                      | 300                      | 800                        | -                          | -                          | -                      | ...                 |
| 4 YEARS . . . . .   | 6 200  | 500                     | 300                      | 800                      | 1 700                    | 1 400                      | 600                        | 600                        | 300                    | 9700                |
| COLLEGE: . . . . .  | -      | -                       | -                        | -                        | -                        | -                          | -                          | -                          | -                      | ...                 |
| 1 TO 3 YEARS . . . . .  | 3 100  | 300                     | -                        | -                        | 500                      | 800                        | 600                        | 500                        | 500                    | ...                 |
| 4 YEARS OR MORE . . . . .   | 1 400  | -                       | 200                      | 200                      | 200                      | -                          | 600                        | 200                        | 100                    | ...                 |
| MEDIAN . . . . .  | 12.5   | ...                     | ...                      | ...                      | ...                      | ...                        | ...                        | ...                        | ...                    | ...                 |
| <b>YEAR HEAD MOVED INTO UNIT</b>  |        |                         |                          |                          |                          |                            |                            |                            |                        |                     |
| 1975 OR LATER . . . . .   | 8 700  | 1 100                   | 300                      | 800                      | 1 900                    | 1 800                      | 1 300                      | 900                        | 600                    | 10800               |
| MOVED IN WITHIN PAST 12 MONTHS . . . . .  | 5 200  | 300                     | 100                      | 300                      | 900                      | 1 500                      | 1 100                      | 600                        | 200                    | 12700               |
| APRIL 1970 TO 1974 . . . . .  | 4 200  | 500                     | 300                      | 500                      | 900                      | 800                        | 500                        | 500                        | 200                    | 9300                |
| 1965 TO MARCH 1970 . . . . .  | 2 000  | 300                     | -                        | 400                      | -                        | 300                        | 300                        | 400                        | 100                    | ...                 |
| 1960 TO 1964 . . . . .  | 300    | -                       | -                        | 200                      | -                        | 100                        | -                          | -                          | -                      | ...                 |
| 1950 TO 1959 . . . . .  | 200    | -                       | 200                      | -                        | -                        | -                          | -                          | -                          | -                      | ...                 |
| 1949 OR EARLIER . . . . .   | 100    | 100                     | -                        | -                        | -                        | -                          | -                          | -                          | -                      | ...                 |
| <b>GROSS RENT</b>   |        |                         |                          |                          |                          |                            |                            |                            |                        |                     |
| <b>SPECIFIED RENTER OCCUPIED<sup>1</sup></b>                                    |        |                         |                          |                          |                          |                            |                            |                            |                        |                     |
| LESS THAN \$70 . . . . .  | 14 600 | 2 000                   | 600                      | 1 900                    | 2 600                    | 3 100                      | 2 000                      | 1 400                      | 900                    | 10300               |
| \$70 TO \$99 . . . . .  | 200    | 200                     | -                        | -                        | -                        | -                          | -                          | -                          | -                      | ...                 |
| 100 TO \$149 . . . . .  | 800    | 200                     | 100                      | -                        | 500                      | -                          | -                          | -                          | -                      | ...                 |
| \$150 TO \$199 . . . . .  | 1 200  | 500                     | -                        | 500                      | 100                      | -                          | 200                        | -                          | -                      | ...                 |
| \$200 TO \$249 . . . . .  | 6 000  | 900                     | 200                      | 800                      | 1 600                    | 2 000                      | 500                        | -                          | 200                    | 9200                |
| \$250 TO \$299 . . . . .  | 4 100  | -                       | 200                      | 500                      | 300                      | 600                        | 1 100                      | 800                        | 600                    | 17100               |
| \$300 TO \$349 . . . . .  | 1 300  | 200                     | -                        | -                        | 200                      | 200                        | 300                        | 300                        | 100                    | ...                 |
| \$350 OR MORE . . . . .   | 200    | -                       | -                        | -                        | -                        | -                          | -                          | 200                        | -                      | ...                 |
| NO CASH RENT . . . . .  | 500    | -                       | -                        | -                        | -                        | 300                        | -                          | 200                        | -                      | ...                 |
| MEDIAN . . . . .  | 400    | 100                     | 200                      | 100                      | -                        | -                          | -                          | 200                        | -                      | ...                 |
| ...   | 190    | ...                     | ...                      | ...                      | ...                      | ...                        | ...                        | ...                        | ...                    | ...                 |

<sup>1</sup>EXCLUDES 1-FAMILY HOMES ON 10 ACRES OR MORE.

TABLE C-4. INCOME OF FAMILIES AND PRIMARY INDIVIDUALS IN OWNER AND RENTER OCCUPIED HOUSING UNITS WITH BLACK HOUSEHOLD HEAD: 1976--CONTINUED

(DATA BASED ON SAMPLE, SEE TEXT. FOR MINIMUM BASE FOR DERIVED FIGURES (PERCENT, MEDIAN, ETC.) AND MEANING OF SYMBOLS, SEE TEXT)

| STANDARD METROPOLITAN STATISTICAL AREA<br>BALTIMORE, MD.<br>NOT IN CENTRAL CITY | TOTAL  | LESS<br>THAN<br>\$3,000 | \$3,000<br>TO<br>\$4,999 | \$5,000<br>TO<br>\$6,999 | \$7,000<br>TO<br>\$9,999 | \$10,000<br>TO<br>\$14,999 | \$15,000<br>TO<br>\$19,999 | \$20,000<br>TO<br>\$24,999 | \$25,000<br>OR<br>MORE | MEDIAN<br>(DOLLARS) |
|---|--------|-------------------------|--------------------------|--------------------------|--------------------------|----------------------------|----------------------------|----------------------------|------------------------|---------------------|
| GROSS RENT AS PERCENTAGE OF INCOME  |        |                         |                          |                          |                          |                            |                            |                            |                        |                     |
| SPECIFIED RENTER OCCUPIED <sup>1</sup>  | 14 600 | 2 000                   | 600                      | 1 900                    | 2 600                    | 3 100                      | 2 000                      | 1 400                      | 900                    | 10300               |
| LESS THAN 10 PERCENT  | 500    | -                       | -                        | -                        | -                        | -                          | 300                        | -                          | 200                    | ...                 |
| 10 TO 14 PERCENT  | 2 900  | -                       | -                        | -                        | 500                      | 100                        | 600                        | 900                        | 800                    | ...                 |
| 15 TO 19 PERCENT  | 3 100  | -                       | -                        | -                        | 200                      | 1 700                      | 900                        | 300                        | -                      | ...                 |
| 20 TO 24 PERCENT  | 2 300  | -                       | 100                      | 500                      | 900                      | 500                        | 200                        | 200                        | -                      | ...                 |
| 25 TO 34 PERCENT  | 1 900  | 200                     | -                        | 300                      | 900                      | 500                        | -                          | -                          | -                      | ...                 |
| 35 PERCENT OR MORE  | 3 300  | 1 600                   | 300                      | 900                      | 200                      | 300                        | -                          | -                          | -                      | ...                 |
| NOT COMPUTED  | 600    | 300                     | 200                      | 100                      | -                        | -                          | -                          | -                          | -                      | ...                 |
| MEDIAN  | 21     | ...                     | ...                      | ...                      | ...                      | ...                        | ...                        | ...                        | ...                    | ...                 |
| HEATING EQUIPMENT   |        |                         |                          |                          |                          |                            |                            |                            |                        |                     |
| WARM-AIR FURNACE  | 11 700 | 1 200                   | 200                      | 1 600                    | 1 900                    | 2 600                      | 1 600                      | 1 800                      | 800                    | 11900               |
| HEAT PUMP   | -      | -                       | -                        | -                        | -                        | -                          | -                          | -                          | -                      | -                   |
| STEAM OR HOT WATER  | 1 100  | 100                     | 300                      | 200                      | 300                      | -                          | 200                        | -                          | -                      | ...                 |
| BUILT-IN ELECTRIC UNITS   | 200    | -                       | -                        | -                        | -                        | -                          | 200                        | -                          | -                      | ...                 |
| FLOOR, WALL, OR PIPELESS FURNACE  | 1 100  | 200                     | -                        | -                        | 300                      | 300                        | 200                        | -                          | 100                    | ...                 |
| OTHER MEANS   | 1 500  | 500                     | 300                      | 300                      | 300                      | 200                        | -                          | -                          | -                      | ...                 |
| NONE  | -      | -                       | -                        | -                        | -                        | -                          | -                          | -                          | -                      | -                   |
| SOURCE OF WATER   |        |                         |                          |                          |                          |                            |                            |                            |                        |                     |
| PUBLIC SYSTEM OR PRIVATE COMPANY  | 13 600 | 1 700                   | 300                      | 1 700                    | 2 500                    | 2 900                      | 2 000                      | 1 400                      | 900                    | 10900               |
| INDIVIDUAL WELL   | 1 600  | 200                     | 500                      | 100                      | 300                      | 100                        | -                          | 400                        | -                      | ...                 |
| OTHER   | 300    | 200                     | -                        | 200                      | -                        | -                          | -                          | -                          | -                      | ...                 |
| SEWAGE DISPOSAL   |        |                         |                          |                          |                          |                            |                            |                            |                        |                     |
| PUBLIC SEWER  | 13 600 | 1 700                   | 300                      | 1 700                    | 2 500                    | 2 900                      | 2 000                      | 1 400                      | 900                    | 10900               |
| SEPTIC TANK OR CESSPOOL   | 1 300  | 200                     | 300                      | 200                      | 100                      | 100                        | -                          | 400                        | -                      | ...                 |
| OTHER   | 600    | 200                     | 200                      | 100                      | 200                      | -                          | -                          | -                          | -                      | ...                 |
| SELECTED CHARACTERISTICS  |        |                         |                          |                          |                          |                            |                            |                            |                        |                     |
| WITH AIR CONDITIONING   | 10 700 | 900                     | 200                      | 900                      | 1 700                    | 2 500                      | 1 900                      | 1 800                      | 800                    | 13300               |
| ROOM UNIT(S)  | 2 700  | 100                     | -                        | 500                      | 600                      | 700                        | 500                        | 200                        | 200                    | ...                 |
| CENTRAL SYSTEM  | 8 000  | 800                     | 200                      | 500                      | 1 100                    | 1 700                      | 1 400                      | 1 700                      | 600                    | 14200               |
| 4 FLOORS OR MORE  | 200    | -                       | -                        | -                        | -                        | -                          | 200                        | -                          | -                      | ...                 |
| WITH ELEVATOR   | -      | -                       | -                        | -                        | -                        | -                          | -                          | -                          | -                      | ...                 |
| OWNED SECOND HOME   | 200    | -                       | -                        | -                        | -                        | 200                        | -                          | -                          | -                      | ...                 |
| AUTOMOBILES AVAILABLE:  |        |                         |                          |                          |                          |                            |                            |                            |                        |                     |
| 1   | 8 200  | 200                     | 300                      | 1 200                    | 1 900                    | 2 000                      | 900                        | 1 100                      | 600                    | 11300               |
| 2   | 3 400  | 200                     | -                        | 300                      | 200                      | 600                        | 1 100                      | 800                        | 300                    | ...                 |
| 3 OR MORE   | 200    | -                       | -                        | -                        | -                        | 200                        | -                          | -                          | -                      | ...                 |
| UNITS IN PUBLIC HOUSING PROJECT   | 1 200  | 200                     | -                        | -                        | 300                      | 300                        | 300                        | 200                        | -                      | ...                 |
| PRIVATE UNITS WITH GOVERNMENT RENT SUBSIDY                                      | 600    | 200                     | -                        | -                        | 500                      | -                          | -                          | -                          | -                      | ...                 |

<sup>1</sup> EXCLUDES 1-FAMILY HOMES ON 10 ACRES OR MORE.

TABLE C-5. VALUE OF OWNER OCCUPIED HOUSING UNITS WITH BLACK HOUSEHOLD HEAD: 1976

(DATA BASED ON SAMPLE, SEE TEXT. FOR MINIMUM BASE FOR DERIVED FIGURES (PERCENT, MEDIAN, ETC.) AND MEANING OF SYMBOLS, SEE TEXT)

| STANDARD METROPOLITAN STATISTICAL AREA<br>BALTIMORE, MD.<br>NOT IN CENTRAL CITY | TOTAL  | LESS<br>THAN<br>\$10,000 | \$10,000<br>TO<br>\$19,999 | \$20,000<br>TO<br>\$24,999 | \$25,000<br>TO<br>\$29,999 | \$30,000<br>TO<br>\$34,999 | \$35,000<br>TO<br>\$39,999 | \$40,000<br>TO<br>\$49,999 | \$50,000<br>OR<br>MORE | MEDIAN<br>(DOLLARS) |
|---|--------|--------------------------|----------------------------|----------------------------|----------------------------|----------------------------|----------------------------|----------------------------|------------------------|---------------------|
| SPECIFIED OWNER OCCUPIED <sup>1</sup> . . . . .                                 | 10 900 | 600                      | 1 500                      | 1 300                      | 700                        | 900                        | 1 400                      | 1 500                      | 2 900                  | 36300               |
| YEAR STRUCTURE BUILT  |        |                          |                            |                            |                            |                            |                            |                            |                        |                     |
| APRIL 1970 OR LATER . . . . .   | 1 900  | -                        | -                          | -                          | -                          | 300                        | 300                        | 600                        | 600                    | ...                 |
| 1965 TO MARCH 1970 . . . . .  | 1 200  | -                        | 100                        | 200                        | -                          | -                          | -                          | 400                        | 500                    | ...                 |
| 1960 TO 1964 . . . . .  | 1 800  | 100                      | -                          | 400                        | 100                        | 200                        | 200                        | 200                        | 600                    | ...                 |
| 1950 TO 1959 . . . . .  | 2 000  | -                        | 300                        | -                          | 300                        | 500                        | 300                        | 200                        | 400                    | ...                 |
| 1940 TO 1949 . . . . .  | 1 000  | 100                      | 300                        | 300                        | -                          | -                          | 200                        | 100                        | -                      | ...                 |
| 1939 OR EARLIER . . . . .   | 3 000  | 300                      | 700                        | 400                        | 300                        | -                          | 500                        | -                          | 700                    | ...                 |
| COMPLETE BATHROOMS  |        |                          |                            |                            |                            |                            |                            |                            |                        |                     |
| 1 . . . . .   | 5 700  | 100                      | 1 000                      | 900                        | 400                        | 500                        | 600                        | 900                        | 1 200                  | 33600               |
| 1 AND ONE-HALF . . . . .  | 1 900  | -                        | -                          | -                          | 300                        | 500                        | 600                        | 200                        | 300                    | ...                 |
| 2 OR MORE . . . . .   | 2 200  | -                        | 200                        | 100                        | -                          | -                          | 200                        | 500                        | 1 300                  | ...                 |
| ALSO USED BY ANOTHER HOUSEHOLD . . . . .  | -      | -                        | -                          | -                          | -                          | -                          | -                          | -                          | -                      | ...                 |
| NONE . . . . .  | 1 200  | 400                      | 300                        | 300                        | -                          | -                          | -                          | -                          | 100                    | ...                 |
| COMPLETE KITCHEN FACILITIES   |        |                          |                            |                            |                            |                            |                            |                            |                        |                     |
| FOR EXCLUSIVE USE OF HOUSEHOLD . . . . .  | 10 000 | 300                      | 1 200                      | 1 100                      | 700                        | 900                        | 1 400                      | 1 500                      | 2 900                  | 37900               |
| ALSO USED BY ANOTHER HOUSEHOLD . . . . .  | -      | -                        | -                          | -                          | -                          | -                          | -                          | -                          | -                      | ...                 |
| NO COMPLETE KITCHEN FACILITIES . . . . .  | 900    | 300                      | 300                        | 300                        | -                          | -                          | -                          | -                          | -                      | ...                 |
| ROOMS   |        |                          |                            |                            |                            |                            |                            |                            |                        |                     |
| 1 AND 2 ROOMS . . . . .   | -      | -                        | -                          | -                          | -                          | -                          | -                          | -                          | -                      | ...                 |
| 3 ROOMS . . . . .   | 100    | -                        | -                          | 100                        | -                          | -                          | -                          | -                          | -                      | ...                 |
| 4 ROOMS . . . . .   | 700    | -                        | 300                        | -                          | 100                        | -                          | -                          | -                          | -                      | ...                 |
| 5 ROOMS . . . . .   | 3 200  | 400                      | 600                        | 900                        | 100                        | 100                        | 200                        | 100                        | 300                    | ...                 |
| 6 ROOMS . . . . .   | 3 200  | -                        | 500                        | 100                        | 500                        | 600                        | 300                        | 500                        | 800                    | ...                 |
| 7 ROOMS OR MORE . . . . .   | 3 500  | 200                      | 200                        | 200                        | -                          | 200                        | 500                        | 600                        | 1 900                  | ...                 |
| MEDIAN . . . . .  | 5.9    | ...                      | ...                        | ...                        | ...                        | ...                        | ...                        | ...                        | ...                    | ...                 |
| BEDROOMS  |        |                          |                            |                            |                            |                            |                            |                            |                        |                     |
| NONE AND 1 . . . . .  | 300    | -                        | -                          | 100                        | -                          | -                          | 200                        | -                          | -                      | ...                 |
| 2 . . . . .   | 2 300  | 300                      | 600                        | 100                        | 300                        | 100                        | 100                        | 400                        | 300                    | ...                 |
| 3 OR MORE . . . . .   | 8 200  | 300                      | 900                        | 1 100                      | 500                        | 800                        | 1 100                      | 1 100                      | 2 600                  | 37900               |
| PERSONS   |        |                          |                            |                            |                            |                            |                            |                            |                        |                     |
| 1 PERSON . . . . .  | 1 800  | 300                      | 400                        | 400                        | 100                        | -                          | 300                        | -                          | 200                    | ...                 |
| 2 PERSONS . . . . .   | 1 700  | -                        | 400                        | 100                        | -                          | 200                        | 300                        | 200                        | 600                    | ...                 |
| 3 PERSONS . . . . .   | 3 300  | -                        | 400                        | 200                        | 200                        | 300                        | 500                        | 900                        | 900                    | ...                 |
| 4 PERSONS . . . . .   | 2 600  | 200                      | 100                        | 600                        | 400                        | 200                        | 200                        | 500                        | 500                    | ...                 |
| 5 PERSONS . . . . .   | 600    | -                        | -                          | -                          | -                          | 200                        | -                          | -                          | 400                    | ...                 |
| 6 PERSONS OR MORE . . . . .   | 900    | 200                      | 200                        | -                          | -                          | 200                        | 200                        | -                          | 300                    | ...                 |
| MEDIAN . . . . .  | 3.1    | ...                      | ...                        | ...                        | ...                        | ...                        | ...                        | ...                        | ...                    | ...                 |
| UNITS WITH SUBFAMILIES . . . . .  | 400    | 200                      | -                          | -                          | -                          | -                          | -                          | 100                        | 100                    | ...                 |
| UNITS WITH NONRELATIVES . . . . .   | 500    | -                        | 300                        | -                          | 100                        | -                          | -                          | -                          | -                      | ...                 |
| PLUMBING FACILITIES BY PERSONS PER ROOM   |        |                          |                            |                            |                            |                            |                            |                            |                        |                     |
| WITH ALL PLUMBING FACILITIES . . . . .  | 9 700  | 100                      | 1 200                      | 1 100                      | 700                        | 900                        | 1 400                      | 1 500                      | 2 800                  | 38000               |
| 1.00 OR LESS . . . . .  | 9 500  | 100                      | 1 200                      | 1 100                      | 700                        | 900                        | 1 200                      | 1 500                      | 2 800                  | 38000               |
| 1.01 TO 1.50 . . . . .  | 200    | -                        | -                          | -                          | -                          | -                          | 200                        | -                          | -                      | ...                 |
| 1.51 OR MORE . . . . .  | -      | -                        | -                          | -                          | -                          | -                          | -                          | -                          | -                      | ...                 |
| LACKING SOME OR ALL PLUMBING FACILITIES . . . . .                               | 1 200  | 400                      | 300                        | 300                        | -                          | -                          | -                          | -                          | -                      | ...                 |
| 1.00 OR LESS . . . . .  | 700    | 300                      | 100                        | 300                        | -                          | -                          | -                          | -                          | 100                    | ...                 |
| 1.01 TO 1.50 . . . . .  | 400    | 200                      | 200                        | -                          | -                          | -                          | -                          | -                          | 100                    | ...                 |
| 1.51 OR MORE . . . . .  | -      | -                        | -                          | -                          | -                          | -                          | -                          | -                          | -                      | ...                 |
| HOUSEHOLD COMPOSITION BY AGE OF HEAD  |        |                          |                            |                            |                            |                            |                            |                            |                        |                     |
| 2-OR-MORE-PERSON HOUSEHOLDS . . . . .   | 9 100  | 300                      | 1 000                      | 900                        | 600                        | 900                        | 1 100                      | 1 500                      | 2 800                  | 38700               |
| MALE HEAD, WIFE PRESENT, NO NONRELATIVES . . . . .                              | 6 600  | -                        | 400                        | 800                        | 500                        | 600                        | 900                        | 1 100                      | 2 300                  | 40800               |
| UNDER 25 YEARS . . . . .  | 300    | -                        | -                          | -                          | -                          | -                          | 200                        | 200                        | -                      | ...                 |
| 25 TO 29 YEARS . . . . .  | 200    | -                        | -                          | -                          | -                          | -                          | -                          | -                          | -                      | ...                 |
| 30 TO 34 YEARS . . . . .  | 1 100  | -                        | -                          | -                          | -                          | 200                        | -                          | -                          | -                      | ...                 |
| 35 TO 44 YEARS . . . . .  | 2 100  | -                        | 100                        | 500                        | 300                        | 300                        | 500                        | 300                        | 200                    | ...                 |
| 45 TO 64 YEARS . . . . .  | 2 100  | -                        | 300                        | 200                        | -                          | -                          | -                          | -                          | 600                    | ...                 |
| 65 YEARS AND OVER . . . . .   | 700    | -                        | -                          | 100                        | 200                        | -                          | -                          | 500                        | 1 200                  | ...                 |
| OTHER MALE HEAD . . . . .   | 600    | 200                      | -                          | 200                        | 100                        | -                          | -                          | 100                        | 300                    | ...                 |
| UNDER 65 YEARS . . . . .  | 200    | -                        | -                          | 200                        | 100                        | -                          | -                          | -                          | 200                    | ...                 |
| 65 YEARS AND OVER . . . . .   | 400    | 200                      | -                          | -                          | 100                        | -                          | -                          | -                          | 200                    | ...                 |
| FEMALE HEAD . . . . .   | 2 000  | 200                      | 600                        | -                          | -                          | 300                        | 200                        | 400                        | 300                    | ...                 |
| UNDER 65 YEARS . . . . .  | 1 200  | -                        | 400                        | -                          | -                          | 300                        | -                          | 300                        | 200                    | ...                 |
| 65 YEARS AND OVER . . . . .   | 700    | 200                      | 200                        | -                          | -                          | -                          | -                          | 100                        | 100                    | ...                 |
| 1-PERSON HOUSEHOLDS . . . . .   | 1 800  | 300                      | 400                        | 400                        | 100                        | -                          | 300                        | 200                        | 200                    | ...                 |
| UNDER 65 YEARS . . . . .  | 600    | 100                      | 200                        | -                          | -                          | -                          | 200                        | -                          | 200                    | ...                 |
| 65 YEARS AND OVER . . . . .   | 1 100  | 100                      | 300                        | 400                        | 100                        | -                          | 100                        | -                          | -                      | ...                 |
| OWN CHILDREN UNDER 18 YEARS OLD BY AGE GROUP                                    |        |                          |                            |                            |                            |                            |                            |                            |                        |                     |
| NO OWN CHILDREN UNDER 18 YEARS . . . . .  | 6 100  | 600                      | 1 200                      | 900                        | 400                        | 300                        | 600                        | 700                        | 1 400                  | 29700               |
| WITH OWN CHILDREN UNDER 18 YEARS . . . . .                                      | 4 800  | -                        | 300                        | 500                        | 300                        | 600                        | 800                        | 800                        | 1 500                  | 39500               |
| UNDER 6 YEARS ONLY . . . . .  | 900    | -                        | -                          | -                          | -                          | 200                        | 300                        | 200                        | 300                    | ...                 |
| 1 . . . . .   | 900    | -                        | -                          | -                          | -                          | -                          | -                          | -                          | -                      | ...                 |
| 2 . . . . .   | -      | -                        | -                          | -                          | -                          | -                          | -                          | -                          | -                      | ...                 |
| 3 OR MORE . . . . .   | -      | -                        | -                          | -                          | -                          | -                          | -                          | -                          | -                      | ...                 |
| 6 TO 17 YEARS ONLY . . . . .  | 2 900  | -                        | 100                        | 300                        | 200                        | 500                        | 500                        | 500                        | 900                    | ...                 |
| 1 . . . . .   | 600    | -                        | 100                        | 200                        | -                          | -                          | -                          | -                          | 200                    | ...                 |
| 2 . . . . .   | 1 500  | -                        | -                          | 200                        | 200                        | 200                        | 200                        | 500                        | 400                    | ...                 |
| 3 OR MORE . . . . .   | 800    | -                        | -                          | -                          | -                          | 300                        | 200                        | -                          | 300                    | ...                 |
| BOTH AGE GROUPS . . . . .   | 900    | -                        | 200                        | 200                        | 200                        | -                          | -                          | 200                        | 300                    | ...                 |
| 1 . . . . .   | 600    | -                        | -                          | 200                        | 200                        | -                          | -                          | 200                        | 300                    | ...                 |
| 2 . . . . .   | 600    | -                        | -                          | 200                        | 200                        | -                          | -                          | 200                        | 300                    | ...                 |
| 3 OR MORE . . . . .   | 300    | -                        | 200                        | -                          | -                          | -                          | -                          | 200                        | -                      | ...                 |

<sup>1</sup>LIMITED TO 1-FAMILY HOMES ON LESS THAN 10 ACRES AND NO BUSINESS ON PROPERTY.

TABLE C-5. VALUE OF OWNER OCCUPIED HOUSING UNITS WITH BLACK HOUSEHOLD HEAD: 1976--CONTINUED

(DATA BASED ON SAMPLE, SEE TEXT. FOR MINIMUM BASE FOR DERIVED FIGURES (PERCENT, MEDIAN, ETC.) AND MEANING OF SYMBOLS, SEE TEXT)

| STANDARD METROPOLITAN STATISTICAL AREA <sup>1</sup><br>BALTIMORE, MD.<br>NOT IN CENTRAL CITY | TOTAL | LESS THAN<br>\$10,000 | \$10,000<br>TO<br>\$19,999 | \$20,000<br>TO<br>\$24,999 | \$25,000<br>TO<br>\$29,999 | \$30,000<br>TO<br>\$34,999 | \$35,000<br>TO<br>\$39,999 | \$40,000<br>TO<br>\$49,999 | \$50,000<br>OR<br>MORE | MEDIAN<br>(DOLLARS) |
|--|-------|-----------------------|----------------------------|----------------------------|----------------------------|----------------------------|----------------------------|----------------------------|------------------------|---------------------|
| SPECIFIED OWNER OCCUPIED <sup>2</sup> --CONTINUED  |       |                       |                            |                            |                            |                            |                            |                            |                        |                     |
| YEARS OF SCHOOL COMPLETED BY HEAD  |       |                       |                            |                            |                            |                            |                            |                            |                        |                     |
| NO SCHOOL YEARS COMPLETED . . . . .  | -     | -                     | -                          | -                          | -                          | -                          | -                          | -                          | -                      | -                   |
| ELEMENTARY:  |       |                       |                            |                            |                            |                            |                            |                            |                        |                     |
| LESS THAN 8 YEARS . . . . .  | 2 500 | 200                   | 400                        | 300                        | 300                        | 100                        | 100                        | 300                        | 700                    | ...                 |
| 8 YEARS . . . . .  | 400   | 200                   | -                          | 200                        | 100                        | -                          | -                          | -                          | -                      | ...                 |
| HIGH SCHOOL:   |       |                       |                            |                            |                            |                            |                            |                            |                        |                     |
| 1 TO 3 YEARS . . . . .   | 1 800 | 300                   | 400                        | 400                        | 200                        | 300                        | 500                        | 400                        | 500                    | ...                 |
| 4 YEARS . . . . .  | 2 600 | -                     | 300                        | 400                        | 200                        | 300                        | 500                        | 400                        | 500                    | ...                 |
| COLLEGE:   |       |                       |                            |                            |                            |                            |                            |                            |                        |                     |
| 1 TO 3 YEARS . . . . .   | 800   | -                     | 200                        | -                          | 200                        | 300                        | -                          | 200                        | -                      | ...                 |
| 4 YEARS OR MORE . . . . .  | 2 800 | -                     | 200                        | -                          | -                          | 200                        | 500                        | 300                        | 1 700                  | ...                 |
| MEDIAN . . . . .   | 12.3  | ...                   | ...                        | ...                        | ...                        | ...                        | ...                        | ...                        | ...                    | ...                 |
| YEAR HEAD MOVED INTO UNIT  |       |                       |                            |                            |                            |                            |                            |                            |                        |                     |
| 1975 OR LATER . . . . .  | 1 400 | -                     | 200                        | -                          | -                          | -                          | 500                        | 200                        | 600                    | ...                 |
| MOVED IN WITHIN PAST 12 MONTHS . . . . .   | 1 400 | -                     | 200                        | -                          | -                          | -                          | 500                        | 200                        | 600                    | ...                 |
| APRIL 1970 TO 1974 . . . . .   | 2 900 | -                     | 100                        | 200                        | 300                        | 500                        | 900                        | 500                        | 500                    | ...                 |
| APRIL 1970 TO MARCH 1970 . . . . .   | 1 200 | -                     | 300                        | 300                        | -                          | 200                        | 200                        | 200                        | 300                    | ...                 |
| 1960 TO 1964 . . . . .   | 1 400 | 100                   | -                          | 300                        | 100                        | 200                        | -                          | 200                        | 500                    | ...                 |
| 1950 TO 1959 . . . . .   | 1 500 | -                     | 300                        | 300                        | 100                        | 300                        | -                          | -                          | 400                    | ...                 |
| 1949 OR EARLIER . . . . .  | 2 500 | 400                   | 600                        | 300                        | 200                        | -                          | 300                        | 100                        | 600                    | ...                 |
| MORTGAGE STATUS  |       |                       |                            |                            |                            |                            |                            |                            |                        |                     |
| MORTGAGE, DEED OF TRUST, OR LAND CONTRACT . . . . .  | 6 900 | 100                   | 600                        | 800                        | 400                        | 600                        | 900                        | 1 200                      | 2 200                  | 39700               |
| OWNED FREE AND CLEAR . . . . .   | 4 000 | 400                   | 900                        | 600                        | 300                        | 300                        | 500                        | 300                        | 700                    | 26400               |
| MORTGAGE INSURANCE   |       |                       |                            |                            |                            |                            |                            |                            |                        |                     |
| UNITS WITH MORTGAGE OR SIMILAR DEBT . . . . .  | 6 900 | 100                   | 600                        | 800                        | 400                        | 600                        | 900                        | 1 200                      | 2 200                  | 39700               |
| INSURED BY FHA, VA, OR FARMERS HOME ADMIN. . . . .   | 2 400 | -                     | 300                        | -                          | 200                        | 300                        | 800                        | 500                        | 500                    | ...                 |
| NOT INSURED OR INSURED BY PRIVATE MORTGAGE INSURANCE <sup>3</sup> . . . . .                  | 3 200 | 100                   | 100                        | 500                        | 100                        | 300                        | 200                        | 500                        | 1 400                  | ...                 |
| DON'T KNOW . . . . .   | 1 100 | -                     | 200                        | 300                        | -                          | -                          | -                          | 300                        | 300                    | ...                 |
| NOT REPORTED . . . . .   | 200   | -                     | -                          | -                          | -                          | -                          | -                          | -                          | -                      | ...                 |
| UNITS OWNED FREE AND CLEAR . . . . .   | 4 000 | 400                   | 900                        | 600                        | 300                        | 300                        | 500                        | 300                        | 700                    | 26400               |
| REAL ESTATE TAXES LAST YEAR  |       |                       |                            |                            |                            |                            |                            |                            |                        |                     |
| MEAN (PER \$1,000 VALUE) . . . . .   | 14    | ...                   | ...                        | ...                        | ...                        | ...                        | ...                        | ...                        | ...                    | ...                 |
| SELECTED MONTHLY HOUSING COSTS <sup>3</sup>  |       |                       |                            |                            |                            |                            |                            |                            |                        |                     |
| UNITS WITH A MORTGAGE . . . . .  |       |                       |                            |                            |                            |                            |                            |                            |                        |                     |
| LESS THAN \$100 . . . . .  | 6 900 | 100                   | 600                        | 800                        | 400                        | 600                        | 900                        | 1 200                      | 2 200                  | 39700               |
| \$100 TO \$149 . . . . .   | -     | -                     | -                          | -                          | -                          | -                          | -                          | -                          | -                      | ...                 |
| \$150 TO \$199 . . . . .   | 700   | -                     | 300                        | 300                        | -                          | -                          | -                          | -                          | 100                    | ...                 |
| \$200 TO \$249 . . . . .   | 1 400 | -                     | 200                        | 500                        | 100                        | 200                        | 200                        | 300                        | 200                    | ...                 |
| \$250 TO \$299 . . . . .   | 1 500 | -                     | -                          | -                          | 200                        | 500                        | 300                        | 200                        | 500                    | ...                 |
| \$300 TO \$399 . . . . .   | 1 200 | -                     | -                          | -                          | -                          | 200                        | 500                        | 300                        | 300                    | ...                 |
| \$400 OR MORE . . . . .  | 1 100 | -                     | -                          | -                          | -                          | -                          | -                          | 200                        | 900                    | ...                 |
| NOT REPORTED . . . . .   | 900   | 100                   | 100                        | -                          | 200                        | -                          | -                          | 300                        | 200                    | ...                 |
| MEDIAN . . . . .   | 278   | ...                   | ...                        | ...                        | ...                        | ...                        | ...                        | ...                        | ...                    | ...                 |
| UNITS OWNED FREE AND CLEAR . . . . .   |       |                       |                            |                            |                            |                            |                            |                            |                        |                     |
| LESS THAN \$50 . . . . .   | 4 000 | 400                   | 900                        | 600                        | 300                        | 300                        | 500                        | 300                        | 700                    | 26400               |
| \$50 TO \$69 . . . . .   | 300   | -                     | -                          | 100                        | -                          | -                          | -                          | -                          | 200                    | ...                 |
| \$70 TO \$99 . . . . .   | 400   | -                     | 100                        | -                          | 100                        | -                          | 100                        | -                          | -                      | ...                 |
| \$100 TO \$149 . . . . .   | 2 200 | 400                   | 300                        | 300                        | 200                        | 300                        | 200                        | 100                        | 400                    | ...                 |
| \$150 TO \$199 . . . . .   | 400   | -                     | 300                        | 100                        | -                          | -                          | -                          | -                          | -                      | ...                 |
| \$200 OR MORE . . . . .  | 100   | -                     | -                          | -                          | -                          | -                          | -                          | 100                        | -                      | ...                 |
| NOT REPORTED . . . . .   | 500   | -                     | 100                        | -                          | -                          | -                          | 200                        | -                          | 200                    | ...                 |
| MEDIAN . . . . .   | ...   | ...                   | ...                        | ...                        | ...                        | ...                        | ...                        | ...                        | ...                    | ...                 |
| SELECTED MONTHLY HOUSING COSTS AS PERCENTAGE OF INCOME <sup>3</sup>                          |       |                       |                            |                            |                            |                            |                            |                            |                        |                     |
| UNITS WITH A MORTGAGE . . . . .  |       |                       |                            |                            |                            |                            |                            |                            |                        |                     |
| LESS THAN 10 PERCENT . . . . .   | 6 900 | 100                   | 600                        | 800                        | 400                        | 600                        | 900                        | 1 200                      | 2 200                  | 39700               |
| 10 TO 14 PERCENT . . . . .   | 600   | -                     | 100                        | 200                        | -                          | -                          | -                          | 200                        | 300                    | ...                 |
| 15 TO 19 PERCENT . . . . .   | 1 800 | -                     | 100                        | 500                        | 200                        | 200                        | 300                        | 200                        | 600                    | ...                 |
| 20 TO 24 PERCENT . . . . .   | 900   | -                     | -                          | -                          | 100                        | 200                        | 300                        | 200                        | 500                    | ...                 |
| 25 TO 34 PERCENT . . . . .   | 800   | -                     | 300                        | -                          | -                          | 200                        | 200                        | 500                        | 500                    | ...                 |
| 35 PERCENT OR MORE . . . . .   | 1 500 | -                     | -                          | -                          | 100                        | -                          | 200                        | -                          | -                      | ...                 |
| NOT COMPUTED . . . . .   | 300   | -                     | -                          | -                          | -                          | -                          | -                          | -                          | -                      | ...                 |
| NOT REPORTED . . . . .   | 900   | 100                   | 100                        | -                          | 200                        | -                          | -                          | 300                        | 200                    | ...                 |
| MEDIAN . . . . .   | 18    | ...                   | ...                        | ...                        | ...                        | ...                        | ...                        | ...                        | ...                    | ...                 |
| UNITS OWNED FREE AND CLEAR . . . . .   |       |                       |                            |                            |                            |                            |                            |                            |                        |                     |
| LESS THAN 10 PERCENT . . . . .   | 4 000 | 400                   | 900                        | 600                        | 300                        | 300                        | 500                        | 300                        | 700                    | 26400               |
| 10 TO 14 PERCENT . . . . .   | 1 500 | 200                   | 400                        | 200                        | 200                        | 200                        | -                          | -                          | 400                    | ...                 |
| 15 TO 19 PERCENT . . . . .   | 600   | -                     | -                          | -                          | 100                        | 100                        | -                          | 100                        | 100                    | ...                 |
| 20 TO 24 PERCENT . . . . .   | 300   | 200                   | -                          | -                          | -                          | -                          | 300                        | -                          | -                      | ...                 |
| 25 TO 34 PERCENT . . . . .   | 300   | -                     | -                          | -                          | -                          | -                          | -                          | -                          | -                      | ...                 |
| 35 PERCENT OR MORE . . . . .   | 300   | 100                   | 300                        | -                          | -                          | -                          | -                          | 100                        | -                      | ...                 |
| NOT COMPUTED . . . . .   | 600   | -                     | -                          | 300                        | -                          | -                          | -                          | -                          | -                      | ...                 |
| NOT REPORTED . . . . .   | 500   | -                     | 100                        | -                          | -                          | -                          | 200                        | -                          | 200                    | ...                 |
| MEDIAN . . . . .   | ...   | ...                   | ...                        | ...                        | ...                        | ...                        | ...                        | ...                        | ...                    | ...                 |
| ACQUISITION OF PROPERTY  |       |                       |                            |                            |                            |                            |                            |                            |                        |                     |
| PLACED OR ASSUMED A MORTGAGE . . . . .   | 8 100 | 100                   | 1 000                      | 900                        | 600                        | 800                        | 900                        | 1 400                      | 2 300                  | 38100               |
| ACQUIRED THROUGH INHERITANCE OR GIFT . . . . .   | 800   | 300                   | -                          | 100                        | -                          | 100                        | 200                        | -                          | -                      | ...                 |
| PAID ALL CASH . . . . .  | 1 500 | -                     | 300                        | 300                        | 100                        | -                          | 300                        | -                          | 500                    | ...                 |
| ACQUIRED IN OTHER MANNER . . . . .   | 600   | 100                   | 100                        | -                          | -                          | -                          | -                          | 100                        | 100                    | ...                 |
| NOT REPORTED . . . . .   | -     | -                     | -                          | -                          | -                          | -                          | -                          | -                          | -                      | ...                 |

<sup>1</sup> LIMITED TO 1-FAMILY HOMES ON LESS THAN 10 ACRES AND NO BUSINESS ON PROPERTY.

<sup>2</sup> DATA ARE NOT SEPARABLE.

<sup>3</sup> SUM OF PAYMENTS FOR REAL ESTATE TAXES, PROPERTY INSURANCE, UTILITIES, FUEL, WATER, GARBAGE AND TRASH COLLECTION, AND MORTGAGE AT TIME OF ENUMERATION.

TABLE C-5. VALUE OF OWNER OCCUPIED HOUSING UNITS WITH BLACK HOUSEHOLD HEAD: 1976--CONTINUED

(DATA BASED ON SAMPLE, SEE TEXT. FOR MINIMUM BASE FOR DERIVED FIGURES (PERCENT, MEDIAN, ETC.) AND MEANING OF SYMBOLS, SEE TEXT)

| STANDARD METROPOLITAN STATISTICAL AREA<br>BALTIMORE, MD.<br>NOT IN CENTRAL CITY | TOTAL  | LESS<br>THAN<br>\$10,000 | \$10,000<br>TO<br>\$19,999 | \$20,000<br>TO<br>\$24,999 | \$25,000<br>TO<br>\$29,999 | \$30,000<br>TO<br>\$34,999 | \$35,000<br>TO<br>\$39,999 | \$40,000<br>TO<br>\$49,999 | \$50,000<br>OR<br>MORE | MEDIAN<br>(DOLLARS) |
|---|--------|--------------------------|----------------------------|----------------------------|----------------------------|----------------------------|----------------------------|----------------------------|------------------------|---------------------|
| SPECIFIED OWNER OCCUPIED <sup>1</sup> --CONTINUED                               |        |                          |                            |                            |                            |                            |                            |                            |                        |                     |
| ALTERATIONS AND REPAIRS DURING LAST 12 MONTHS                                   |        |                          |                            |                            |                            |                            |                            |                            |                        |                     |
| NO ALTERATIONS OR REPAIRS . . . . .   | 4 000  | 100                      | 900                        | 700                        | 100                        | -                          | 300                        | 800                        | 1 100                  | 36700               |
| ALTERATIONS AND REPAIRS COSTING LESS THAN \$100 <sup>2</sup> . . . . .          | 3 300  | 200                      | 300                        | 100                        | 100                        | 600                        | 800                        | 400                        | 700                    | ...                 |
| ADDITIONS . . . . .   | -      | -                        | -                          | -                          | -                          | -                          | -                          | -                          | -                      | ...                 |
| ALTERATIONS . . . . .   | 300    | -                        | -                          | -                          | -                          | -                          | -                          | -                          | -                      | ...                 |
| REPLACEMENTS . . . . .  | 800    | 200                      | 200                        | -                          | -                          | 200                        | -                          | 200                        | -                      | ...                 |
| REPAIRS . . . . .   | 2 600  | -                        | 100                        | 100                        | 100                        | -                          | 200                        | 200                        | -                      | ...                 |
| ALTERATIONS AND REPAIRS COSTING \$100 OR MORE <sup>2</sup> . . . . .            | 4 600  | 300                      | 500                        | 400                        | 300                        | 600                        | 600                        | 300                        | 700                    | ...                 |
| ADDITIONS . . . . .   | 600    | -                        | -                          | 200                        | 300                        | 800                        | 600                        | 300                        | 1 400                  | 35300               |
| ALTERATIONS . . . . .   | 2 300  | -                        | 300                        | 300                        | -                          | 300                        | -                          | -                          | 200                    | ...                 |
| REPLACEMENTS . . . . .  | 1 500  | 200                      | 100                        | -                          | -                          | 600                        | 200                        | 300                        | 600                    | ...                 |
| REPAIRS . . . . .   | 2 300  | 100                      | 200                        | 300                        | 300                        | 200                        | 200                        | 200                        | 200                    | ...                 |
| NOT REPORTED . . . . .  | 200    | -                        | -                          | -                          | 200                        | -                          | 300                        | 200                        | 1 100                  | ...                 |
| PLANS FOR IMPROVEMENTS DURING NEXT 12 MONTHS                                    |        |                          |                            |                            |                            |                            |                            |                            |                        |                     |
| NONE PLANNED . . . . .  | 3 800  | 300                      | 700                        | 600                        | 200                        | 100                        | 500                        | 800                        | 600                    | ...                 |
| SOME PLANNED . . . . .  | 6 500  | 100                      | 800                        | 700                        | 400                        | 800                        | 900                        | 600                        | 2 100                  | 37200               |
| COSTING LESS THAN \$100 . . . . .   | 1 000  | -                        | 300                        | -                          | -                          | -                          | 300                        | 200                        | 300                    | ...                 |
| COSTING \$100 OR MORE . . . . .   | 5 300  | 100                      | 500                        | 700                        | 400                        | 800                        | 600                        | 400                        | 1 700                  | 35900               |
| DON'T KNOW . . . . .  | 100    | -                        | -                          | -                          | -                          | -                          | -                          | -                          | 100                    | ...                 |
| NOT REPORTED . . . . .  | 500    | -                        | -                          | -                          | -                          | -                          | -                          | -                          | -                      | ...                 |
| DON'T KNOW . . . . .  | 200    | 100                      | -                          | -                          | -                          | -                          | -                          | 200                        | 200                    | ...                 |
| NOT REPORTED . . . . .  | -      | -                        | -                          | -                          | 200                        | -                          | -                          | -                          | -                      | ...                 |
| HEATING EQUIPMENT   |        |                          |                            |                            |                            |                            |                            |                            |                        |                     |
| WARM-AIR FURNACE . . . . .  | 7 600  | 300                      | 1 000                      | 900                        | 600                        | 800                        | 1 100                      | 1 100                      | 1 800                  | 36000               |
| HEAT PUMP . . . . .   | 200    | -                        | -                          | -                          | -                          | -                          | -                          | -                          | 200                    | ...                 |
| STEAM OR HOT WATER . . . . .  | 1 400  | -                        | 200                        | 200                        | -                          | -                          | 100                        | 300                        | 600                    | ...                 |
| BUILT-IN ELECTRIC UNITS . . . . .   | 100    | -                        | -                          | -                          | -                          | -                          | -                          | 100                        | -                      | ...                 |
| FLOOR, WALL, OR PIPELESS FURNACE . . . . .                                      | 300    | -                        | -                          | -                          | -                          | -                          | -                          | 100                        | -                      | ...                 |
| OTHER MEANS . . . . .   | 1 300  | 300                      | 300                        | 300                        | 200                        | -                          | 200                        | -                          | -                      | ...                 |
| NONE . . . . .  | -      | -                        | -                          | -                          | -                          | 200                        | -                          | -                          | 300                    | ...                 |
| AIR CONDITIONING  |        |                          |                            |                            |                            |                            |                            |                            |                        |                     |
| ROOM UNIT(S) . . . . .  | 2 700  | -                        | 600                        | 300                        | 400                        | 600                        | 200                        | -                          | 600                    | ...                 |
| CENTRAL SYSTEM . . . . .  | 3 400  | -                        | -                          | 200                        | 200                        | 200                        | 500                        | 1 100                      | 1 400                  | ...                 |
| NONE . . . . .  | 4 700  | 600                      | 900                        | 900                        | 100                        | 100                        | 800                        | 400                        | 900                    | 25800               |
| BASEMENT  |        |                          |                            |                            |                            |                            |                            |                            |                        |                     |
| WITH BASEMENT . . . . .   | 7 100  | 300                      | 900                        | 1 100                      | 500                        | 800                        | 300                        | 1 200                      | 2 200                  | 36700               |
| NO BASEMENT . . . . .   | 3 800  | 300                      | 600                        | 300                        | 300                        | 200                        | 1 100                      | 300                        | 800                    | ...                 |
| SOURCE OF WATER   |        |                          |                            |                            |                            |                            |                            |                            |                        |                     |
| PUBLIC SYSTEM OR PRIVATE COMPANY . . . . .                                      | 6 600  | -                        | 700                        | 700                        | 400                        | 500                        | 900                        | 1 400                      | 1 900                  | 39700               |
| INDIVIDUAL WELL . . . . .   | 3 900  | 400                      | 700                        | 600                        | 300                        | 300                        | 300                        | 100                        | 1 100                  | 27800               |
| OTHER . . . . .   | 400    | 200                      | -                          | -                          | -                          | 200                        | 100                        | -                          | -                      | ...                 |
| SEWAGE DISPOSAL   |        |                          |                            |                            |                            |                            |                            |                            |                        |                     |
| PUBLIC SEWER . . . . .  | 5 300  | -                        | 700                        | 300                        | 300                        | 500                        | 900                        | 1 200                      | 1 400                  | 39700               |
| SEPTIC TANK OR CESSPOOL . . . . .   | 4 500  | 100                      | 500                        | 800                        | 400                        | 500                        | 400                        | 300                        | 1 500                  | 35100               |
| OTHER . . . . .   | 1 000  | 400                      | 300                        | 300                        | -                          | -                          | -                          | -                          | -                      | ...                 |
| HOUSE HEATING FUEL  |        |                          |                            |                            |                            |                            |                            |                            |                        |                     |
| UTILITY GAS . . . . .   | 4 000  | -                        | 300                        | 300                        | 400                        | 300                        | 900                        | 800                        | 900                    | 38400               |
| BOTTLED, TANK, OR LP GAS . . . . .  | 400    | -                        | 100                        | 100                        | -                          | -                          | -                          | -                          | 100                    | ...                 |
| FUEL OIL, KEROSENE, ETC. . . . .  | 5 700  | 400                      | 1 000                      | 900                        | 300                        | 600                        | 400                        | 400                        | 1 500                  | 31600               |
| ELECTRICITY . . . . .   | 600    | -                        | -                          | -                          | -                          | -                          | -                          | 300                        | 300                    | ...                 |
| COAL OR COKE . . . . .  | 200    | 200                      | -                          | -                          | -                          | -                          | -                          | -                          | -                      | ...                 |
| WOOD . . . . .  | -      | -                        | -                          | -                          | -                          | -                          | -                          | -                          | -                      | ...                 |
| OTHER FUEL . . . . .  | -      | -                        | -                          | -                          | -                          | -                          | -                          | -                          | -                      | ...                 |
| NONE . . . . .  | -      | -                        | -                          | -                          | -                          | -                          | -                          | -                          | -                      | ...                 |
| COOKING FUEL  |        |                          |                            |                            |                            |                            |                            |                            |                        |                     |
| UTILITY GAS . . . . .   | 3 500  | 100                      | 400                        | 600                        | 400                        | 200                        | 600                        | 600                        | 400                    | ...                 |
| BOTTLED, TANK, OR LP GAS . . . . .  | 3 700  | 400                      | 600                        | 600                        | 300                        | 300                        | 300                        | 300                        | 900                    | ...                 |
| ELECTRICITY . . . . .   | 3 700  | -                        | 400                        | 100                        | -                          | 500                        | 500                        | 600                        | 1 600                  | ...                 |
| FUEL OIL, KEROSENE, ETC. . . . .  | -      | -                        | -                          | -                          | -                          | -                          | -                          | -                          | -                      | ...                 |
| COAL OR COKE . . . . .  | -      | -                        | -                          | -                          | -                          | -                          | -                          | -                          | -                      | ...                 |
| WOOD . . . . .  | -      | -                        | -                          | -                          | -                          | -                          | -                          | -                          | -                      | ...                 |
| OTHER FUEL . . . . .  | -      | -                        | -                          | -                          | -                          | -                          | -                          | -                          | -                      | ...                 |
| NONE . . . . .  | -      | -                        | -                          | -                          | -                          | -                          | -                          | -                          | -                      | ...                 |
| SELECTED CHARACTERISTICS  |        |                          |                            |                            |                            |                            |                            |                            |                        |                     |
| OWNED SECOND HOME . . . . .   | 700    | -                        | 200                        | -                          | 100                        | -                          | 100                        | -                          | 300                    | ...                 |
| WITH GARAGE OR CARPORT ON PROPERTY . . . . .                                    | 2 700  | -                        | 300                        | 300                        | 100                        | 200                        | 300                        | 400                        | 1 100                  | ...                 |
| AUTOMOBILES AVAILABLE:  |        |                          |                            |                            |                            |                            |                            |                            |                        |                     |
| 1 . . . . .   | 4 100  | 300                      | 900                        | 400                        | 200                        | 300                        | 600                        | 400                        | 900                    | 34000               |
| 2 . . . . .   | 800    | -                        | 300                        | 400                        | 300                        | 500                        | 600                        | 900                        | 1 700                  | 42500               |
| 3 OR MORE . . . . .   | 800    | 200                      | 200                        | 200                        | -                          | 200                        | -                          | 200                        | 200                    | ...                 |
| TRUCKS AVAILABLE:   |        |                          |                            |                            |                            |                            |                            |                            |                        |                     |
| 1 . . . . .   | 1 900  | 200                      | 200                        | 300                        | 100                        | -                          | 300                        | -                          | 900                    | ...                 |
| 2 OR MORE . . . . .   | 300    | -                        | -                          | -                          | -                          | 200                        | -                          | -                          | 200                    | ...                 |
| FAILURES IN PLUMBING AND EQUIPMENT  |        |                          |                            |                            |                            |                            |                            |                            |                        |                     |
| UNITS OCCUPIED 3 MONTHS OR LONGER . . . . .                                     | 10 300 | 600                      | 1 300                      | 1 300                      | 700                        | 900                        | 1 200                      | 1 500                      | 2 600                  | 35900               |
| UNUSABLE 6 HOURS OR LONGER:   |        |                          |                            |                            |                            |                            |                            |                            |                        |                     |
| WATER SUPPLY . . . . .  | 600    | -                        | -                          | -                          | -                          | -                          | 100                        | -                          | 400                    | ...                 |
| SEWAGE DISPOSAL . . . . .   | -      | -                        | -                          | -                          | -                          | -                          | -                          | -                          | -                      | ...                 |
| FLUSH TOILET . . . . .  | 300    | -                        | -                          | -                          | -                          | -                          | -                          | -                          | -                      | ...                 |
| UNITS OCCUPIED LAST WINTER  |        |                          |                            |                            |                            |                            |                            |                            |                        |                     |
| UNUSABLE 6 HOURS OR LONGER:   | 9 800  | 600                      | 1 300                      | 1 300                      | 700                        | 900                        | 1 100                      | 1 400                      | 2 400                  | 34900               |
| HEATING EQUIPMENT . . . . .   | 400    | -                        | -                          | -                          | -                          | -                          | -                          | -                          | -                      | ...                 |

<sup>1</sup> LIMITED TO 1-FAMILY HOMES ON LESS THAN 10 ACRES AND NO BUSINESS ON PROPERTY.  
<sup>2</sup> COMPONENTS MAY NOT ADD TO TOTAL BECAUSE MORE THAN ONE IMPROVEMENT WAS MADE.

TABLE C-6. GROSS RENT OF RENTER OCCUPIED HOUSING UNITS WITH BLACK HOUSEHOLD HEAD: 1976

(DATA BASED ON SAMPLE, SEE TEXT. FOR MINIMUM BASE FOR DERIVED FIGURES (PERCENT, MEDIAN, ETC.) AND MEANING OF SYMBOLS, SEE TEXT)

| STANDARD METROPOLITAN STATISTICAL AREA<br>BALTIMORE, MD.<br>NOT IN CENTRAL CITY | TOTAL  | LESS<br>THAN<br>\$70 | \$70<br>TO<br>\$99 | \$100<br>TO<br>\$149 | \$150<br>TO<br>\$199 | \$200<br>TO<br>\$249 | \$250<br>OR<br>MORE | NO<br>CASH<br>RENT | MEDIAN<br>(DOLLARS) |
|---|--------|----------------------|--------------------|----------------------|----------------------|----------------------|---------------------|--------------------|---------------------|
| SPECIFIED RENTER OCCUPIED <sup>1</sup>  | 14 600 | 200                  | 800                | 1 200                | 6 000                | 4 100                | 1 900               | 400                | 190                 |
| UNITS REPORTING AMOUNT PAID FOR GAR-<br>BAGE AND TRASH COLLECTION SERVICE       | 100    | -                    | -                  | -                    | -                    | -                    | -                   | 100                | -                   |
| UNITS IN STRUCTURE  |        |                      |                    |                      |                      |                      |                     |                    |                     |
| 1   | 4 900  | -                    | 200                | 500                  | 2 800                | 500                  | 600                 | 400                | 178                 |
| 2 TO 4  | 1 700  | -                    | 300                | 600                  | 800                  | -                    | -                   | -                  | ...                 |
| 5 TO 19   | 7 200  | 200                  | 300                | 200                  | 2 200                | 3 300                | 1 100               | -                  | 212                 |
| 20 OR MORE  | 600    | -                    | -                  | -                    | 200                  | 300                  | 200                 | -                  | ...                 |
| MOBILE HOME OR TRAILER  | 200    | -                    | -                  | -                    | 200                  | -                    | -                   | -                  | ...                 |
| YEAR STRUCTURE BUILT  |        |                      |                    |                      |                      |                      |                     |                    |                     |
| APRIL 1970 OR LATER   | 4 100  | -                    | 200                | -                    | 1 600                | 1 400                | 900                 | -                  | 211                 |
| 1965 TO MARCH 1970  | 2 700  | -                    | -                  | -                    | 1 300                | 1 200                | 200                 | -                  | ...                 |
| 1960 TO 1964  | 800    | -                    | -                  | -                    | 200                  | 300                  | 300                 | -                  | ...                 |
| 1950 TO 1959  | 1 400  | -                    | 200                | -                    | 900                  | 300                  | -                   | -                  | ...                 |
| 1940 TO 1949  | 1 100  | -                    | -                  | 200                  | 800                  | -                    | 100                 | -                  | ...                 |
| 1939 OR EARLIER   | 4 700  | 200                  | 500                | 1 100                | 1 400                | 800                  | 300                 | 400                | 164                 |
| COMPLETE BATHROOMS  |        |                      |                    |                      |                      |                      |                     |                    |                     |
| 1   | 11 700 | 200                  | 300                | 1 200                | 5 400                | 3 600                | 800                 | 200                | 186                 |
| 1 AND ONE-HALF  | 1 100  | -                    | -                  | -                    | 200                  | 300                  | 500                 | 100                | ...                 |
| 2 OR MORE   | 1 200  | -                    | 200                | -                    | 300                  | 200                  | 600                 | -                  | ...                 |
| ALSO USED BY ANOTHER HOUSEHOLD  | 100    | -                    | 100                | -                    | -                    | -                    | -                   | -                  | ...                 |
| NONE  | 500    | -                    | 200                | -                    | 200                  | -                    | -                   | 100                | ...                 |
| COMPLETE KITCHEN FACILITIES   |        |                      |                    |                      |                      |                      |                     |                    |                     |
| FOR EXCLUSIVE USE OF HOUSEHOLD  | 14 000 | 200                  | 600                | 1 100                | 5 900                | 4 100                | 1 900               | 300                | 191                 |
| ALSO USED BY ANOTHER HOUSEHOLD  | -      | -                    | -                  | -                    | -                    | -                    | -                   | 100                | ...                 |
| NO COMPLETE KITCHEN FACILITIES  | 600    | -                    | 200                | 200                  | 200                  | -                    | -                   | -                  | ...                 |
| ROOMS   |        |                      |                    |                      |                      |                      |                     |                    |                     |
| 1 AND 2 ROOMS   | 100    | -                    | 100                | -                    | -                    | -                    | -                   | -                  | ...                 |
| 3 ROOMS   | 1 900  | -                    | -                  | 300                  | 600                  | 900                  | -                   | -                  | ...                 |
| 4 ROOMS   | 7 400  | 200                  | 500                | 800                  | 3 900                | 1 400                | 600                 | -                  | 179                 |
| 5 ROOMS   | 3 600  | -                    | 200                | 200                  | 800                  | 1 600                | 900                 | -                  | ...                 |
| 6 ROOMS   | 1 400  | -                    | -                  | -                    | 500                  | 100                  | 300                 | 400                | ...                 |
| 7 ROOMS OR MORE   | 300    | -                    | -                  | -                    | 300                  | -                    | -                   | -                  | ...                 |
| MEDIAN  | 4.2    | ...                  | ...                | ...                  | 4.1                  | 4.3                  | ...                 | ...                | ...                 |
| BEDROOMS  |        |                      |                    |                      |                      |                      |                     |                    |                     |
| NONE  | -      | -                    | -                  | -                    | -                    | -                    | -                   | -                  | -                   |
| 1   | 3 000  | -                    | 100                | 300                  | 800                  | 1 700                | -                   | -                  | ...                 |
| 2   | 8 600  | 200                  | 500                | 900                  | 4 000                | 2 000                | 1 000               | -                  | 183                 |
| 3 OR MORE   | 3 000  | -                    | 200                | -                    | 1 200                | 300                  | 900                 | 400                | ...                 |
| PERSONS   |        |                      |                    |                      |                      |                      |                     |                    |                     |
| 1 PERSON  | 3 000  | 200                  | 300                | 300                  | 800                  | 1 300                | -                   | 100                | ...                 |
| 2 PERSONS   | 4 400  | -                    | -                  | 600                  | 2 200                | 900                  | 500                 | 200                | 183                 |
| 3 PERSONS   | 3 700  | -                    | 200                | 200                  | 1 400                | 1 200                | 600                 | 100                | ...                 |
| 4 PERSONS   | 1 400  | -                    | -                  | -                    | 800                  | 500                  | 200                 | -                  | ...                 |
| 5 PERSONS   | 1 400  | -                    | 300                | 200                  | 600                  | 100                  | 200                 | -                  | ...                 |
| 6 PERSONS OR MORE   | 800    | -                    | -                  | -                    | 300                  | -                    | 500                 | -                  | ...                 |
| MEDIAN  | 2.5    | ...                  | ...                | ...                  | 2.5                  | 2.3                  | ...                 | ...                | ...                 |
| UNITS WITH SUBFAMILIES  | 300    | -                    | -                  | -                    | -                    | 100                  | 200                 | -                  | ...                 |
| UNITS WITH NONRELATIVES   | 1 300  | -                    | -                  | -                    | 300                  | 500                  | 500                 | -                  | ...                 |
| PLUMBING FACILITIES BY PERSONS PER ROOM   |        |                      |                    |                      |                      |                      |                     |                    |                     |
| WITH ALL PLUMBING FACILITIES  | 14 000 | 200                  | 500                | 1 200                | 5 900                | 4 100                | 1 900               | 300                | 191                 |
| 1.00 OR LESS  | 13 400 | 200                  | 500                | 1 100                | 5 700                | 4 100                | 1 600               | 300                | 191                 |
| 1.01 TO 1.50  | 500    | -                    | -                  | 200                  | 200                  | -                    | 200                 | -                  | ...                 |
| 1.51 OR MORE  | 200    | -                    | -                  | -                    | -                    | -                    | 200                 | -                  | ...                 |
| LACKING SOME OR ALL PLUMBING FACILITIES   | 600    | -                    | 300                | -                    | 200                  | -                    | -                   | 100                | ...                 |
| 1.00 OR LESS  | 400    | -                    | 100                | -                    | 200                  | -                    | -                   | 100                | ...                 |
| 1.01 TO 1.50  | 200    | -                    | 200                | -                    | -                    | -                    | -                   | -                  | ...                 |
| 1.51 OR MORE  | -      | -                    | -                  | -                    | -                    | -                    | -                   | -                  | ...                 |
| HOUSEHOLD COMPOSITION BY AGE OF HEAD  |        |                      |                    |                      |                      |                      |                     |                    |                     |
| 2-OR-MORE-PERSON HOUSEHOLDS   | 11 700 | -                    | 500                | 900                  | 5 300                | 2 800                | 1 900               | 300                | 190                 |
| MALE HEAD, WIFE PRESENT, NO NONRELATIVES  | 6 000  | -                    | 300                | 600                  | 2 400                | 1 600                | 900                 | 100                | 190                 |
| UNDER 25 YEARS  | 800    | -                    | 200                | -                    | 300                  | 300                  | -                   | -                  | ...                 |
| 25 TO 29 YEARS  | 2 000  | -                    | -                  | 200                  | 900                  | 800                  | 200                 | -                  | ...                 |
| 30 TO 34 YEARS  | 1 200  | -                    | 200                | -                    | 200                  | 500                  | 500                 | -                  | ...                 |
| 35 TO 44 YEARS  | 1 100  | -                    | -                  | -                    | 800                  | -                    | 300                 | -                  | ...                 |
| 45 TO 64 YEARS  | 800    | -                    | -                  | 500                  | 300                  | -                    | -                   | -                  | ...                 |
| 65 YEARS AND OVER   | 100    | -                    | -                  | -                    | -                    | -                    | -                   | 100                | ...                 |
| OTHER MALE HEAD   | 1 100  | -                    | -                  | -                    | 300                  | 300                  | 300                 | 200                | ...                 |
| UNDER 65 YEARS  | 900    | -                    | -                  | -                    | 300                  | 300                  | 300                 | -                  | ...                 |
| 65 YEARS AND OVER   | 200    | -                    | -                  | -                    | -                    | -                    | -                   | 200                | ...                 |
| FEMALE HEAD   | 4 500  | -                    | 200                | 300                  | 2 500                | 900                  | 600                 | -                  | 185                 |
| UNDER 65 YEARS  | 4 500  | -                    | 200                | 300                  | 2 500                | 900                  | 600                 | -                  | 185                 |
| 65 YEARS AND OVER   | -      | -                    | -                  | -                    | -                    | -                    | -                   | -                  | -                   |
| 1-PERSON HOUSEHOLDS   | 3 000  | 200                  | 300                | 300                  | 800                  | 1 300                | -                   | 100                | ...                 |
| UNDER 65 YEARS  | 2 700  | -                    | 300                | 300                  | 800                  | 1 300                | -                   | -                  | ...                 |
| 65 YEARS AND OVER   | 300    | 200                  | -                  | -                    | -                    | -                    | -                   | 100                | ...                 |

<sup>1</sup>EXCLUDES 1-FAMILY HOMES ON 10 ACRES OR MORE.



TABLE C-6. GROSS RENT OF RENTER OCCUPIED HOUSING UNITS WITH BLACK HOUSEHOLD HEAD: 1976--CONTINUED

(DATA BASED ON SAMPLE; SEE TEXT. FOR MINIMUM BASE FOR DERIVED FIGURES (PERCENT, MEDIAN, ETC.) AND MEANING OF SYMBOLS, SEE TEXT)

| STANDARD METROPOLITAN STATISTICAL AREA<br>BALTIMORE, MD.<br>NOT IN CENTRAL CITY | TOTAL  | LESS<br>THAN<br>\$70 | \$70<br>TO<br>\$99 | \$100<br>TO<br>\$149 | \$150<br>TO<br>\$199 | \$200<br>TO<br>\$249 | \$250<br>OR<br>MORE | NO<br>CASH<br>RENT | MEDIAN<br>(DOLLARS) |
|---|--------|----------------------|--------------------|----------------------|----------------------|----------------------|---------------------|--------------------|---------------------|
| SPECIFIED RENTER OCCUPIED <sup>1</sup> --CONTINUED                              |        |                      |                    |                      |                      |                      |                     |                    |                     |
| OWN CHILDREN UNDER 18 YEARS OLD BY AGE GROUP                                    |        |                      |                    |                      |                      |                      |                     |                    |                     |
| NO OWN CHILDREN UNDER 18 YEARS  | 6 900  | 200                  | 300                | 800                  | 2 400                | 2 200                | 600                 | 400                | 191                 |
| WITH OWN CHILDREN UNDER 18 YEARS  | 7 700  | -                    | 500                | 500                  | 3 700                | 1 900                | 1 200               | -                  | 189                 |
| UNDER 6 YEARS ONLY  | 2 800  | -                    | 200                | 300                  | 1 200                | 800                  | 300                 | -                  | ...                 |
| 1.  | 2 000  | -                    | -                  | 300                  | 900                  | 500                  | 300                 | -                  | ...                 |
| 2.  | 600    | -                    | -                  | -                    | 300                  | 300                  | -                   | -                  | ...                 |
| 3 OR MORE   | 200    | -                    | 200                | -                    | -                    | -                    | -                   | -                  | ...                 |
| 6 TO 17 YEARS ONLY  | 3 900  | -                    | 300                | 200                  | 1 800                | 1 100                | 500                 | -                  | 189                 |
| 1.  | 1 900  | -                    | -                  | -                    | 900                  | 900                  | -                   | -                  | ...                 |
| 2.  | 900    | -                    | 300                | -                    | 300                  | 200                  | -                   | -                  | ...                 |
| 3 OR MORE   | 1 100  | -                    | -                  | 200                  | 600                  | -                    | 200                 | -                  | ...                 |
| BOTH AGE GROUPS   | 1 100  | -                    | -                  | -                    | 600                  | -                    | 300                 | -                  | ...                 |
| 2.  | 900    | -                    | -                  | -                    | 600                  | -                    | 500                 | -                  | ...                 |
| 3 OR MORE   | 200    | -                    | -                  | -                    | 600                  | -                    | 300                 | -                  | ...                 |
| YEARS OF SCHOOL COMPLETED BY HEAD   |        |                      |                    |                      |                      |                      |                     |                    |                     |
| NO SCHOOL YEARS COMPLETED   | 100    | -                    | -                  | -                    | -                    | -                    | -                   | 100                | -                   |
| ELEMENTARY:   |        |                      |                    |                      |                      |                      |                     |                    |                     |
| LESS THAN 8 YEARS   | 1 200  | 200                  | -                  | 300                  | 300                  | -                    | 200                 | 300                | ...                 |
| 8 YEARS   | 200    | -                    | -                  | 200                  | -                    | -                    | -                   | -                  | ...                 |
| HIGH SCHOOL:  |        |                      |                    |                      |                      |                      |                     |                    |                     |
| 1 TO 3 YEARS  | 2 300  | -                    | 200                | 300                  | 1 600                | -                    | 300                 | -                  | ...                 |
| 4 YEARS   | 6 200  | -                    | 600                | 500                  | 2 800                | 1 900                | 500                 | -                  | 186                 |
| COLLEGE:  |        |                      |                    |                      |                      |                      |                     |                    |                     |
| 1 TO 3 YEARS  | 3 100  | -                    | -                  | -                    | 1 100                | 1 300                | 800                 | -                  | ...                 |
| 4 YEARS OR MORE   | 1 400  | -                    | -                  | -                    | 300                  | 900                  | 200                 | -                  | ...                 |
| MEDIAN  | 12.5   | ...                  | ...                | ...                  | 12.4                 | 13.3                 | ...                 | ...                | ...                 |
| YEAR HEAD MOVED INTO UNIT   |        |                      |                    |                      |                      |                      |                     |                    |                     |
| 1975 OR LATER   | 8 700  | -                    | 300                | 600                  | 3 700                | 2 500                | 1 600               | -                  | 195                 |
| MOVED IN WITHIN PAST 12 MONTHS  | 5 200  | -                    | 100                | -                    | 2 000                | 1 900                | 1 100               | -                  | 211                 |
| APRIL 1970 TO 1974  | 3 900  | 200                  | 500                | -                    | 1 900                | 1 100                | 300                 | -                  | 185                 |
| 1965 TO MARCH 1970  | 1 400  | -                    | -                  | 500                  | 300                  | 500                  | -                   | 100                | ...                 |
| 1960 TO 1964  | 300    | -                    | -                  | 200                  | 100                  | -                    | -                   | -                  | ...                 |
| 1950 TO 1959  | 200    | -                    | -                  | -                    | -                    | -                    | -                   | 200                | ...                 |
| 1949 OR EARLIER   | 100    | -                    | -                  | -                    | -                    | -                    | -                   | 100                | ...                 |
| GROSS RENT AS PERCENTAGE OF INCOME  |        |                      |                    |                      |                      |                      |                     |                    |                     |
| LESS THAN 10 PERCENT  | 500    | -                    | -                  | 200                  | 300                  | -                    | -                   | -                  | ...                 |
| 10 TO 14 PERCENT  | 2 900  | -                    | 500                | -                    | 400                  | 1 700                | 300                 | -                  | ...                 |
| 15 TO 19 PERCENT  | 3 100  | -                    | -                  | -                    | 1 900                | 800                  | 500                 | -                  | ...                 |
| 20 TO 24 PERCENT  | 2 300  | -                    | 100                | 600                  | 900                  | 300                  | 300                 | -                  | ...                 |
| 25 TO 34 PERCENT  | 1 900  | 200                  | -                  | -                    | 900                  | 600                  | 200                 | -                  | ...                 |
| 35 PERCENT OR MORE  | 3 300  | -                    | 200                | 500                  | 1 600                | 600                  | 500                 | -                  | ...                 |
| NOT COMPUTED  | 600    | -                    | -                  | -                    | -                    | 200                  | -                   | 400                | ...                 |
| MEDIAN  | 21     | ...                  | ...                | ...                  | 22                   | 17                   | ...                 | ...                | ...                 |
| HEATING EQUIPMENT   |        |                      |                    |                      |                      |                      |                     |                    |                     |
| WARM-AIR FURNACE  | 11 100 | 200                  | 500                | 600                  | 4 000                | 3 900                | 1 700               | 100                | 202                 |
| HEAT PUMP   | -      | -                    | -                  | -                    | -                    | -                    | -                   | -                  | -                   |
| STEAM OR HOT WATER  | 1 100  | -                    | 100                | 300                  | 600                  | -                    | -                   | -                  | ...                 |
| BUILT-IN ELECTRIC UNITS   | 200    | -                    | -                  | -                    | -                    | 200                  | -                   | -                  | ...                 |
| FLOOR, WALL, OR PIPELESS FURNACE  | 1 100  | -                    | -                  | 100                  | 800                  | -                    | 100                 | -                  | ...                 |
| OTHER MEANS   | 1 200  | -                    | 200                | 200                  | 600                  | -                    | -                   | 300                | ...                 |
| NONE  | -      | -                    | -                  | -                    | -                    | -                    | -                   | -                  | ...                 |
| AIR CONDITIONING  |        |                      |                    |                      |                      |                      |                     |                    |                     |
| ROOM UNIT(S)  | 2 700  | -                    | 300                | 500                  | 1 500                | 100                  | 200                 | 100                | ...                 |
| CENTRAL SYSTEM  | 7 600  | 200                  | 200                | 200                  | 1 700                | 3 900                | 1 400               | -                  | 220                 |
| NONE  | 4 300  | -                    | 300                | 600                  | 2 800                | -                    | 300                 | 300                | 169                 |
| ELEVATOR IN STRUCTURE   |        |                      |                    |                      |                      |                      |                     |                    |                     |
| 4 FLOORS OR MORE  | 200    | -                    | -                  | -                    | -                    | 200                  | -                   | -                  | ...                 |
| WITH ELEVATOR   | -      | -                    | -                  | -                    | -                    | -                    | -                   | -                  | ...                 |
| WALK-UP   | 200    | -                    | -                  | -                    | -                    | 200                  | -                   | -                  | ...                 |
| 1 TO 3 FLOORS   | 14 500 | 200                  | 800                | 1 200                | 6 000                | 3 900                | 1 900               | 400                | 189                 |
| BASEMENT  |        |                      |                    |                      |                      |                      |                     |                    |                     |
| WITH BASEMENT   | 5 000  | -                    | 300                | 500                  | 900                  | 1 900                | 1 000               | 400                | 215                 |
| NO BASEMENT   | 9 600  | 200                  | 500                | 800                  | 5 100                | 2 200                | 900                 | -                  | 183                 |
| SOURCE OF WATER   |        |                      |                    |                      |                      |                      |                     |                    |                     |
| PUBLIC SYSTEM OR PRIVATE COMPANY  | 13 600 | 200                  | 500                | 1 200                | 5 600                | 4 100                | 1 900               | 100                | 192                 |
| INDIVIDUAL WELL   | 900    | -                    | 300                | -                    | 300                  | -                    | -                   | 300                | ...                 |
| OTHER   | 200    | -                    | -                  | -                    | 200                  | -                    | -                   | -                  | ...                 |
| SEWAGE DISPOSAL   |        |                      |                    |                      |                      |                      |                     |                    |                     |
| PUBLIC SEWER  | 13 600 | 200                  | 500                | 1 200                | 5 600                | 4 100                | 1 900               | 100                | 192                 |
| SEPTIC TANK OR CESSPOOL   | 600    | -                    | 100                | -                    | 300                  | -                    | -                   | 200                | ...                 |
| OTHER   | 500    | -                    | 200                | -                    | 200                  | -                    | -                   | 100                | ...                 |
| HOUSE HEATING FUEL  |        |                      |                    |                      |                      |                      |                     |                    |                     |
| UTILITY GAS   | 9 700  | -                    | 500                | 500                  | 4 700                | 2 700                | 1 400               | -                  | 191                 |
| BOTTLED, TANK, OR LP GAS  | 200    | -                    | -                  | -                    | -                    | -                    | -                   | 200                | ...                 |
| FUEL OIL, KEROSENE, ETC.  | 2 600  | -                    | 300                | 800                  | 900                  | 200                  | 100                 | 300                | ...                 |
| ELECTRICITY   | 2 000  | 200                  | -                  | -                    | 300                  | 1 300                | 300                 | -                  | ...                 |
| COAL OR COKE  | 100    | -                    | -                  | -                    | 100                  | -                    | -                   | -                  | ...                 |
| WOOD  | -      | -                    | -                  | -                    | -                    | -                    | -                   | -                  | ...                 |
| OTHER FUEL  | -      | -                    | -                  | -                    | -                    | -                    | -                   | -                  | ...                 |
| NONE  | -      | -                    | -                  | -                    | -                    | -                    | -                   | -                  | ...                 |

<sup>1</sup>EXCLUDES 1-FAMILY HOMES ON 10 ACRES OR MORE.

TABLE C-6. GROSS RENT OF RENTER OCCUPIED HOUSING UNITS WITH BLACK HOUSEHOLD HEAD: 1976--CONTINUED

(DATA BASED ON SAMPLE, SEE TEXT. FOR MINIMUM BASE FOR DERIVED FIGURES (PERCENT, MEDIAN, ETC.) AND MEANING OF SYMBOLS, SEE TEXT)

| STANDARD METROPOLITAN STATISTICAL AREA<br>BALTIMORE, MD.<br>NOT IN CENTRAL CITY | TOTAL  | LESS<br>THAN<br>\$70 | \$70<br>TO<br>\$99 | \$100<br>TO<br>\$149 | \$150<br>TO<br>\$199 | \$200<br>TO<br>\$249 | \$250<br>OR<br>MORE | NO<br>CASH<br>RENT | MEDIAN<br>(DOLLARS) |
|---|--------|----------------------|--------------------|----------------------|----------------------|----------------------|---------------------|--------------------|---------------------|
| SPECIFIED RENTER OCCUPIED <sup>1</sup> --CONTINUED                              |        |                      |                    |                      |                      |                      |                     |                    |                     |
| COOKING FUEL  |        |                      |                    |                      |                      |                      |                     |                    |                     |
| UTILITY GAS . . . . .   | 12 000 | 200                  | 500                | 900                  | 5 100                | 3 400                | 1 700               | 100                | 192                 |
| BOTTLED, TANK, OR LP GAS . . . . .  | 900    | -                    | 300                | -                    | 500                  | -                    | -                   | 200                | ...                 |
| ELECTRICITY . . . . .   | 1 700  | -                    | -                  | 300                  | 400                  | 600                  | 100                 | 100                | ...                 |
| FUEL OIL, KEROSENE, ETC. . . . .  | -      | -                    | -                  | -                    | -                    | -                    | -                   | -                  | -                   |
| COAL OR COKE . . . . .  | -      | -                    | -                  | -                    | -                    | -                    | -                   | -                  | -                   |
| WOOD . . . . .  | -      | -                    | -                  | -                    | -                    | -                    | -                   | -                  | -                   |
| OTHER FUEL . . . . .  | -      | -                    | -                  | -                    | -                    | -                    | -                   | -                  | -                   |
| NONE . . . . .  | -      | -                    | -                  | -                    | -                    | -                    | -                   | -                  | -                   |
| INCLUSION IN RENT   |        |                      |                    |                      |                      |                      |                     |                    |                     |
| PARKING FACILITIES . . . . .  | 14 200 | 200                  | 800                | 1 200                | 6 000                | 4 100                | 1 900               | NA                 | 190                 |
| GARBAGE AND TRASH COLLECTION . . . . .  | 14 500 | 200                  | 800                | 1 200                | 6 000                | 4 100                | 1 900               | 300                | 190                 |
| FURNITURE . . . . .   | -      | -                    | -                  | -                    | -                    | -                    | -                   | NA                 | -                   |
| PUBLIC OR SUBSIDIZED HOUSING <sup>2</sup>                                       |        |                      |                    |                      |                      |                      |                     |                    |                     |
| UNITS IN PUBLIC HOUSING PROJECT . . . . .                                       | 1 200  | 200                  | 200                | -                    | 300                  | 600                  | -                   | -                  | ...                 |
| PRIVATE UNITS . . . . .   | 13 200 | -                    | 600                | 1 200                | 5 600                | 3 400                | 1 900               | 400                | 190                 |
| WITH GOVERNMENT RENT SUBSIDIES . . . . .  | 600    | -                    | 300                | -                    | 300                  | -                    | -                   | -                  | ...                 |
| NOT REPORTED . . . . .  | -      | -                    | -                  | -                    | -                    | -                    | -                   | -                  | -                   |
| OWNER OR MANAGER ON PROPERTY  |        |                      |                    |                      |                      |                      |                     |                    |                     |
| 2 OR MORE UNITS IN STRUCTURE . . . . .  | 9 600  | 200                  | 600                | 800                  | 3 100                | 3 600                | 1 300               | -                  | 201                 |
| WITH OWNER ON PROPERTY . . . . .  | 500    | -                    | 100                | -                    | 200                  | 200                  | -                   | -                  | ...                 |
| WITH RESIDENT MANAGER OR SUPERINTENDENT ON<br>PROPERTY . . . . .                | 6 300  | -                    | 300                | 300                  | 2 000                | 2 500                | 1 100               | -                  | 209                 |
| 1 UNIT IN STRUCTURE (INCLUDES MOBILE HOME OR<br>TRAILER) . . . . .              | 5 100  | -                    | 200                | 500                  | 2 900                | 500                  | 600                 | 400                | 178                 |
| OWNED SECOND HOME   |        |                      |                    |                      |                      |                      |                     |                    |                     |
| YES . . . . .   | 200    | -                    | -                  | -                    | 200                  | -                    | -                   | -                  | ...                 |
| NO . . . . .  | 14 500 | 200                  | 800                | 1 200                | 5 900                | 4 100                | 1 900               | 400                | 190                 |
| AUTOMOBILES AND TRUCKS AVAILABLE  |        |                      |                    |                      |                      |                      |                     |                    |                     |
| AUTOMOBILES AVAILABLE:  |        |                      |                    |                      |                      |                      |                     |                    |                     |
| 1 . . . . .   | 7 800  | -                    | 300                | 500                  | 3 100                | 3 000                | 600                 | 300                | 197                 |
| 2 . . . . .   | 3 400  | -                    | -                  | 300                  | 1 200                | 1 100                | 800                 | -                  | ...                 |
| 3 OR MORE . . . . .   | 200    | -                    | -                  | -                    | 200                  | -                    | -                   | -                  | ...                 |
| NONE . . . . .  | 3 700  | 200                  | 500                | 500                  | 1 600                | -                    | 500                 | 100                | ...                 |
| TRUCKS AVAILABLE:   |        |                      |                    |                      |                      |                      |                     |                    |                     |
| 1 . . . . .   | 500    | -                    | 200                | -                    | 100                  | 200                  | -                   | -                  | ...                 |
| 2 OR MORE . . . . .   | -      | -                    | -                  | -                    | -                    | -                    | -                   | -                  | -                   |
| NONE . . . . .  | 14 200 | 200                  | 600                | 1 200                | 5 900                | 3 900                | 1 900               | 400                | 190                 |
| FAILURES IN PLUMBING AND EQUIPMENT  |        |                      |                    |                      |                      |                      |                     |                    |                     |
| UNITS OCCUPIED 3 MONTHS OR LONGER . . . . .                                     |        |                      |                    |                      |                      |                      |                     |                    |                     |
| UNUSABLE 6 HOURS OR LONGER:   | 13 500 | 200                  | 800                | 1 200                | 5 600                | 3 600                | 1 700               | 400                | 188                 |
| WATER SUPPLY . . . . .  | 500    | -                    | 200                | -                    | 200                  | -                    | 100                 | -                  | ...                 |
| SEWAGE DISPOSAL . . . . .   | 100    | -                    | -                  | -                    | 100                  | -                    | -                   | -                  | ...                 |
| FLUSH TOILET . . . . .  | 300    | -                    | -                  | 300                  | -                    | -                    | -                   | -                  | ...                 |
| UNITS OCCUPIED LAST WINTER . . . . .  |        |                      |                    |                      |                      |                      |                     |                    |                     |
| UNUSABLE 6 HOURS OR LONGER:   | 12 300 | 200                  | 800                | 1 200                | 5 100                | 3 100                | 1 400               | 400                | 186                 |
| HEATING EQUIPMENT . . . . .   | 1 700  | -                    | -                  | 500                  | 1 100                | 200                  | -                   | -                  | ...                 |





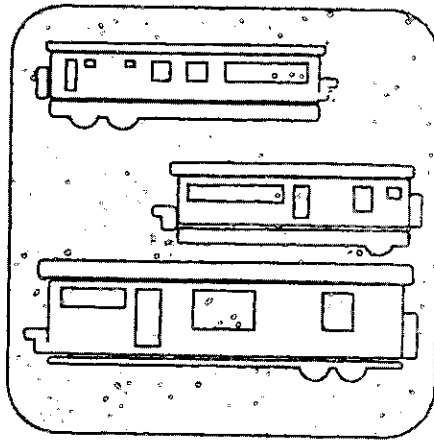
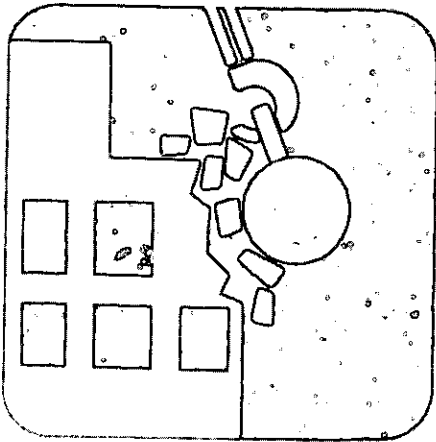
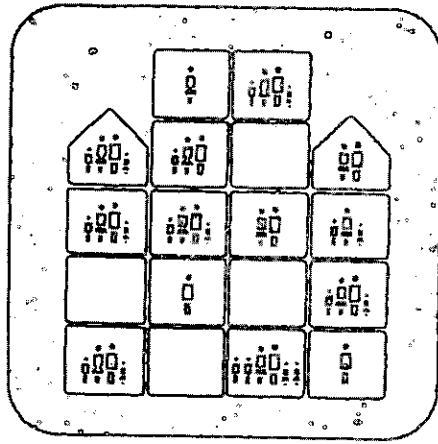

<sup>1</sup>EXCLUDES 1-FAMILY HOMES ON 10 ACRES OR MORE.<sup>2</sup>EXCLUDES MOBILE HOMES AND TRAILERS.

TABLE C-7. INCOME OF FAMILIES AND PRIMARY INDIVIDUALS IN OWNER AND RENTER OCCUPIED HOUSING UNITS WITH HOUSEHOLD HEAD OF SPANISH ORIGIN: 1976

TABLE C-8. VALUE OF OWNER OCCUPIED HOUSING UNITS WITH HOUSEHOLD HEAD OF SPANISH ORIGIN: 1976

TABLE C-9. GROSS RENT OF RENTER OCCUPIED HOUSING UNITS WITH HOUSEHOLD HEAD OF SPANISH ORIGIN: 1976

(TABLES C-7 THROUGH C-9 OMITTED BECAUSE OF INSUFFICIENT NUMBER OF HOUSEHOLDS WITH HEAD OF SPANISH ORIGIN; SEE INTRODUCTION)



**Housing  
Characteristics  
of Recent  
Movers**

**PART  
D**

TABLE 1. SELECTED CHARACTERISTICS OF ALL OCCUPIED HOUSING UNITS AND OF UNITS OCCUPIED BY RECENT MOVERS, BY TENURE: 1976  
(DATA BASED ON SAMPLE, SEE TEXT. FOR MINIMUM BASE FOR DERIVED FIGURES (PERCENT, MEDIAN, ETC.) AND MEANING OF SYMBOLS, SEE TEXT)

| STANDARD METROPOLITAN STATISTICAL AREA<br>BALTIMORE, MD. | TOTAL        |               | IN CENTRAL CITY(S) |               | NOT IN CENTRAL CITY(S) |               |
|--|--------------|---------------|--------------------|---------------|------------------------|---------------|
|  | ALL OCCUPIED | RECENT MOVERS | ALL OCCUPIED       | RECENT MOVERS | ALL OCCUPIED           | RECENT MOVERS |
| ALL OCCUPIED HOUSING UNITS. . . . .                      | 691 600      | 113 300       | 268 600            | 42 100        | 423 000                | 71 200        |
| TENURE AND PLUMBING                                      |              |               |                    |               |                        |               |
| OWNER OCCUPIED. . . . .                                  | 413 200      | 30 800        | 122 000            | 5 300         | 291 200                | 25 500        |
| WITH ALL PLUMBING FACILITIES. . . . .                    | 410 300      | 30 800        | 121 800            | 5 300         | 288 500                | 25 500        |
| LACKING SOME OR ALL PLUMBING FACILITIES. . . . .         | 2 900        | -             | 200                | -             | 2 700                  | -             |
| RENTER OCCUPIED. . . . .                                 | 278 500      | 82 500        | 146 700            | 36 800        | 131 800                | 45 700        |
| WITH ALL PLUMBING FACILITIES. . . . .                    | 275 000      | 81 500        | 144 900            | 36 000        | 130 100                | 45 500        |
| LACKING SOME OR ALL PLUMBING FACILITIES. . . . .         | 3 400        | 1 000         | 1 800              | 800           | 1 700                  | 100           |
| UNITS IN STRUCTURE                                       |              |               |                    |               |                        |               |
| OWNER OCCUPIED. . . . .                                  | 413 200      | 30 800        | 122 000            | 5 300         | 291 200                | 25 500        |
| 1 . . . . .  | 393 000      | 27 400        | 113 900            | 4 800         | 279 100                | 22 600        |
| 2 TO 4. . . . .  | 12 400       | 800           | 7 700              | 500           | 4 600                  | 300           |
| 5 OR MORE . . . . .                                      | 800          | 200           | 400                | -             | 500                    | 200           |
| MOBILE HOME OR TRAILER. . . . .                          | 7 000        | 2 400         | -                  | -             | 7 000                  | 2 400         |
| RENTER OCCUPIED. . . . .                                 | 278 500      | 82 500        | 146 700            | 36 800        | 131 800                | 45 700        |
| 1 . . . . .  | 104 500      | 26 700        | 58 200             | 10 800        | 46 300                 | 15 900        |
| 2 TO 4. . . . .  | 64 400       | 18 500        | 44 500             | 12 200        | 19 800                 | 6 300         |
| 5 TO 19 . . . . .  | 91 000       | 32 000        | 29 900             | 10 000        | 61 100                 | 22 000        |
| 20 OR MORE . . . . .                                     | 17 300       | 4 400         | 14 000             | 3 700         | 3 300                  | 600           |
| MOBILE HOME OR TRAILER. . . . .                          | 1 300        | 900           | -                  | -             | 1 300                  | 900           |
| YEAR STRUCTURE BUILT                                     |              |               |                    |               |                        |               |
| OWNER OCCUPIED. . . . .                                  | 413 200      | 30 800        | 122 000            | 5 300         | 291 200                | 25 500        |
| APRIL 1970 OR LATER . . . . .                            | 54 400       | 13 600        | 200                | -             | 54 300                 | 13 600        |
| 1965 TO MARCH 1970. . . . .                              | 36 900       | 2 500         | 1 100              | 200           | 35 800                 | 2 300         |
| 1960 TO 1964. . . . .                                    | 40 200       | 2 500         | 4 800              | 500           | 35 500                 | 2 000         |
| 1950 TO 1959. . . . .                                    | 105 800      | 4 800         | 21 600             | 800           | 84 100                 | 4 000         |
| 1940 TO 1949. . . . .                                    | 50 000       | 1 700         | 18 300             | 1 000         | 31 700                 | 800           |
| 1939 OR EARLIER . . . . .                                | 125 800      | 5 600         | 76 000             | 2 900         | 49 800                 | 2 800         |
| RENTER OCCUPIED. . . . .                                 | 278 500      | 82 500        | 146 700            | 36 800        | 131 800                | 45 700        |
| APRIL 1970 OR LATER . . . . .                            | 38 300       | 17 300        | 2 700              | 1 200         | 35 600                 | 16 100        |
| 1965 TO MARCH 1970. . . . .                              | 35 900       | 10 700        | 11 600             | 3 100         | 24 300                 | 7 600         |
| 1960 TO 1964. . . . .                                    | 22 500       | 6 200         | 11 300             | 2 700         | 11 300                 | 3 400         |
| 1950 TO 1959. . . . .                                    | 25 200       | 7 500         | 12 300             | 2 700         | 12 900                 | 4 800         |
| 1940 TO 1949. . . . .                                    | 26 000       | 5 300         | 12 400             | 1 900         | 13 600                 | 3 400         |
| 1939 OR EARLIER . . . . .                                | 130 600      | 35 600        | 96 500             | 25 200        | 34 100                 | 10 400        |
| ROOMS  |              |               |                    |               |                        |               |
| OWNER OCCUPIED. . . . .                                  | 413 200      | 30 800        | 122 000            | 5 300         | 291 200                | 25 500        |
| 1 AND 2 ROOMS . . . . .                                  | 500          | 300           | 200                | -             | 300                    | 300           |
| 3 ROOMS . . . . .  | 5 200        | 800           | 3 100              | 500           | 2 200                  | 300           |
| 4 ROOMS . . . . .  | 31 900       | 2 000         | 9 500              | 300           | 22 500                 | 1 700         |
| 5 ROOMS . . . . .  | 68 900       | 6 500         | 16 200             | 800           | 52 700                 | 5 700         |
| 6 ROOMS OR MORE . . . . .                                | 306 600      | 21 200        | 93 100             | 3 700         | 213 500                | 17 500        |
| MEDIAN. . . . .  | 5.5+         | 5.5+          | 5.5+               | 5.5+          | 5.5+                   | 5.5+          |
| RENTER OCCUPIED. . . . .                                 | 278 500      | 82 500        | 146 700            | 36 800        | 131 800                | 45 700        |
| 1 AND 2 ROOMS . . . . .                                  | 14 700       | 5 400         | 11 800             | 4 100         | 2 900                  | 1 400         |
| 3 ROOMS . . . . .  | 58 300       | 19 800        | 33 000             | 10 400        | 25 300                 | 9 400         |
| 4 ROOMS . . . . .  | 83 300       | 27 900        | 34 800             | 8 600         | 46 600                 | 19 300        |
| 5 ROOMS . . . . .  | 58 200       | 13 600        | 24 800             | 4 700         | 33 400                 | 8 900         |
| 6 ROOMS OR MORE . . . . .                                | 63 900       | 15 800        | 42 300             | 9 100         | 21 700                 | 6 800         |
| MEDIAN. . . . .  | 4.3          | 4.1           | 4.3                | 4.0           | 4.3                    | 4.1           |
| BEDROOMS   |              |               |                    |               |                        |               |
| OWNER OCCUPIED. . . . .                                  | 413 200      | 30 800        | 122 000            | 5 300         | 291 200                | 25 500        |
| NONE AND 1. . . . .                                      | 16 400       | 1 900         | 7 300              | 1 000         | 9 100                  | 900           |
| 2 . . . . .  | 88 400       | 6 800         | 25 700             | 800           | 62 700                 | 6 000         |
| 3 OR MORE . . . . .                                      | 308 400      | 22 200        | 89 000             | 3 600         | 219 400                | 18 600        |
| RENTER OCCUPIED. . . . .                                 | 278 500      | 82 500        | 146 700            | 36 800        | 131 800                | 45 700        |
| NONE. . . . .  | 6 100        | 2 400         | 5 200              | 2 300         | 900                    | 100           |
| 1 . . . . .  | 85 300       | 28 900        | 45 800             | 13 200        | 39 400                 | 15 600        |
| 2 . . . . .  | 112 100      | 32 000        | 49 000             | 10 700        | 63 100                 | 21 300        |
| 3 OR MORE . . . . .                                      | 75 000       | 19 200        | 46 700             | 10 600        | 28 300                 | 8 600         |
| PERSONS  |              |               |                    |               |                        |               |
| OWNER OCCUPIED. . . . .                                  | 413 200      | 30 800        | 122 000            | 5 300         | 291 200                | 25 500        |
| 1 PERSON. . . . .  | 47 400       | 2 500         | 21 500             | 600           | 25 900                 | 1 900         |
| 2 PERSONS . . . . .                                      | 118 600      | 9 500         | 38 300             | 2 300         | 80 300                 | 7 300         |
| 3 PERSONS . . . . .                                      | 83 600       | 6 700         | 22 300             | 1 000         | 61 300                 | 5 800         |
| 4 PERSONS . . . . .                                      | 87 100       | 7 100         | 17 500             | 800           | 69 600                 | 6 300         |
| 5 PERSONS . . . . .                                      | 42 300       | 3 000         | 10 400             | 900           | 31 900                 | 2 300         |
| 6 PERSONS OR MORE . . . . .                              | 34 100       | 2 000         | 11 900             | -             | 22 200                 | 2 000         |
| MEDIAN. . . . .  | 3.0          | 3.0           | 2.5                | 2.4           | 3.1                    | 3.1           |
| RENTER OCCUPIED. . . . .                                 | 278 500      | 82 500        | 146 700            | 36 800        | 131 800                | 45 700        |
| 1 PERSON. . . . .  | 83 100       | 24 200        | 46 500             | 11 700        | 36 600                 | 12 600        |
| 2 PERSONS . . . . .                                      | 85 000       | 26 000        | 41 500             | 10 700        | 43 500                 | 15 300        |
| 3 PERSONS . . . . .                                      | 48 200       | 16 400        | 23 300             | 6 800         | 24 900                 | 9 600         |
| 4 PERSONS . . . . .                                      | 31 000       | 8 300         | 15 600             | 3 400         | 5 000                  | 5 000         |
| 5 PERSONS . . . . .                                      | 15 400       | 3 500         | 8 200              | 2 100         | 7 200                  | 1 400         |
| 6 PERSONS OR MORE . . . . .                              | 15 600       | 4 100         | 11 700             | 2 300         | 3 900                  | 1 800         |
| MEDIAN. . . . .  | 2.2          | 2.1           | 2.1                | 2.1           | 2.2                    | 2.2           |
| PERSONS PER ROOM   |              |               |                    |               |                        |               |
| OWNER OCCUPIED. . . . .                                  | 413 200      | 30 800        | 122 000            | 5 300         | 291 200                | 25 500        |
| 1.00 OR LESS. . . . .                                    | 404 200      | 30 400        | 118 700            | 5 300         | 285 500                | 25 100        |
| 1.01 OR MORE. . . . .                                    | 8 900        | 500           | 3 200              | -             | 5 700                  | 500           |
| RENTER OCCUPIED. . . . .                                 | 278 500      | 82 500        | 146 700            | 36 800        | 131 800                | 45 700        |
| 1.00 OR LESS. . . . .                                    | 265 000      | 78 800        | 136 800            | 34 400        | 128 300                | 44 400        |
| 1.01 OR MORE. . . . .                                    | 13 400       | 3 700         | 9 900              | 2 400         | 3 500                  | 1 200         |

TABLE 1. SELECTED CHARACTERISTICS OF ALL OCCUPIED HOUSING UNITS AND OF UNITS OCCUPIED BY RECENT MOVERS, BY TENURE: 1976--CONTINUED  
(DATA BASED ON SAMPLE, SEE TEXT. FOR MINIMUM BASE FOR DERIVED FIGURES (PERCENT, MEDIAN, ETC.) AND MEANING OF SYMBOLS, SEE TEXT)

| STANDARD METROPOLITAN STATISTICAL AREA<br>BALTIMORE, MD. | TOTAL        |               | IN CENTRAL CITY(S) |               | NOT IN CENTRAL CITY(S) |               |
|--|--------------|---------------|--------------------|---------------|------------------------|---------------|
|  | ALL OCCUPIED | RECENT MOVERS | ALL OCCUPIED       | RECENT MOVERS | ALL OCCUPIED           | RECENT MOVERS |
| ALL OCCUPIED HOUSING UNITS--CONTINUED                    |              |               |                    |               |                        |               |
| HOUSEHOLD COMPOSITION BY AGE OF HEAD                     |              |               |                    |               |                        |               |
| OWNER OCCUPIED . . . . .                                 | 413 200      | 30 800        | 122 000            | 5 300         | 291 200                | 25 500        |
| 2-OR-MORE-PERSON HOUSEHOLDS . . . . .                    | 365 700      | 28 300        | 100 400            | 4 700         | 265 300                | 23 600        |
| MALE HEAD, WIFE PRESENT, NO NONRELATIVES . . . . .       | 309 500      | 26 100        | 75 300             | 3 900         | 234 200                | 22 300        |
| UNDER 25 YEARS . . . . .                                 | 6 400        | 2 500         | 1 500              | 500           | 4 900                  | 2 000         |
| 25 TO 29 YEARS . . . . .                                 | 26 400       | 6 100         | 7 400              | 1 100         | 19 000                 | 4 900         |
| 30 TO 34 YEARS . . . . .                                 | 34 400       | 7 200         | 4 000              | 1 000         | 30 400                 | 6 200         |
| 35 TO 44 YEARS . . . . .                                 | 62 900       | 5 100         | 10 300             | 600           | 52 600                 | 4 500         |
| 45 TO 64 YEARS . . . . .                                 | 141 300      | 4 600         | 35 400             | 500           | 105 900                | 4 200         |
| 65 YEARS AND OVER . . . . .                              | 38 100       | 600           | 16 700             | 200           | 21 500                 | 500           |
| OTHER MALE HEAD . . . . .                                | 16 200       | 1 100         | 7 100              | 500           | 9 100                  | 600           |
| UNDER 65 YEARS . . . . .                                 | 12 500       | 1 100         | 4 900              | 500           | 7 600                  | 600           |
| 65 YEARS AND OVER . . . . .                              | 3 800        | -             | 2 200              | -             | 1 500                  | -             |
| FEMALE HEAD . . . . .                                    | 40 000       | 1 100         | 18 000             | 300           | 22 000                 | 800           |
| UNDER 65 YEARS . . . . .                                 | 31 100       | 1 100         | 13 000             | 300           | 18 100                 | 800           |
| 65 YEARS AND OVER . . . . .                              | 8 900        | -             | 5 000              | -             | 4 000                  | -             |
| 1-PERSON HOUSEHOLDS . . . . .                            | 47 400       | 2 500         | 21 500             | 600           | 25 900                 | 1 900         |
| UNDER 65 YEARS . . . . .                                 | 23 300       | 2 500         | 10 100             | 600           | 13 200                 | 1 900         |
| 65 YEARS AND OVER . . . . .                              | 24 100       | -             | 11 400             | -             | 12 700                 | -             |
| RENTER OCCUPIED . . . . .                                | 278 500      | 82 500        | 146 700            | 36 800        | 131 800                | 45 700        |
| 2-OR-MORE-PERSON HOUSEHOLDS . . . . .                    | 195 400      | 58 200        | 100 200            | 25 100        | 95 200                 | 33 100        |
| MALE HEAD, WIFE PRESENT, NO NONRELATIVES . . . . .       | 116 900      | 34 100        | 47 000             | 10 700        | 69 900                 | 23 300        |
| UNDER 25 YEARS . . . . .                                 | 17 500       | 10 600        | 3 500              | 1 600         | 14 000                 | 9 000         |
| 25 TO 29 YEARS . . . . .                                 | 24 800       | 9 200         | 8 600              | 3 800         | 16 200                 | 5 400         |
| 30 TO 34 YEARS . . . . .                                 | 16 600       | 5 300         | 6 100              | 1 900         | 10 600                 | 3 400         |
| 35 TO 44 YEARS . . . . .                                 | 19 000       | 4 200         | 8 700              | 1 200         | 10 400                 | 3 100         |
| 45 TO 64 YEARS . . . . .                                 | 27 700       | 3 700         | 13 300             | 1 400         | 14 300                 | 2 300         |
| 65 YEARS AND OVER . . . . .                              | 11 400       | 1 000         | 6 900              | 800           | 4 500                  | 200           |
| OTHER MALE HEAD . . . . .                                | 18 800       | 7 600         | 9 800              | 3 200         | 9 000                  | 4 400         |
| UNDER 65 YEARS . . . . .                                 | 17 000       | 7 400         | 8 500              | 3 100         | 8 500                  | 4 400         |
| 65 YEARS AND OVER . . . . .                              | 1 700        | 200           | 1 300              | 200           | 500                    | -             |
| FEMALE HEAD . . . . .                                    | 59 600       | 16 600        | 43 400             | 11 200        | 16 200                 | 5 400         |
| UNDER 65 YEARS . . . . .                                 | 54 400       | 16 000        | 39 900             | 10 900        | 14 500                 | 5 100         |
| 65 YEARS AND OVER . . . . .                              | 5 200        | 600           | 3 500              | 300           | 1 700                  | 300           |
| 1-PERSON HOUSEHOLDS . . . . .                            | 83 100       | 24 200        | 46 500             | 11 700        | 36 600                 | 12 600        |
| UNDER 65 YEARS . . . . .                                 | 61 000       | 21 600        | 33 700             | 9 500         | 27 300                 | 12 100        |
| 65 YEARS AND OVER . . . . .                              | 22 100       | 2 700         | 12 800             | 2 200         | 9 300                  | 500           |
| OWN CHILDREN UNDER 18 YEARS OLD BY AGE GROUP             |              |               |                    |               |                        |               |
| OWNER OCCUPIED . . . . .                                 | 413 200      | 30 800        | 122 000            | 5 300         | 291 200                | 25 500        |
| NO OWN CHILDREN UNDER 18 YEARS . . . . .                 | 232 700      | 13 700        | 83 300             | 3 000         | 149 400                | 10 700        |
| WITH OWN CHILDREN UNDER 18 YEARS . . . . .               | 180 400      | 17 100        | 38 600             | 2 300         | 141 800                | 14 800        |
| UNDER 6 YEARS ONLY . . . . .                             | 32 300       | 6 400         | 6 000              | 1 100         | 26 300                 | 5 200         |
| 1 . . . . .  | 18 300       | 3 800         | 3 200              | 800           | 15 100                 | 3 000         |
| 2 OR MORE . . . . .                                      | 14 000       | 2 600         | 2 800              | 300           | 11 200                 | 2 300         |
| 6 TO 17 YEARS ONLY . . . . .                             | 118 500      | 6 400         | 26 500             | 700           | 92 000                 | 5 700         |
| 1 . . . . .  | 51 100       | 2 800         | 12 400             | 300           | 38 700                 | 2 500         |
| 2 . . . . .  | 41 300       | 2 500         | 7 600              | 300           | 33 700                 | 2 200         |
| 3 OR MORE . . . . .                                      | 26 100       | 1 100         | 6 500              | -             | 19 600                 | 1 100         |
| BOTH AGE GROUPS . . . . .                                | 29 700       | 4 300         | 6 100              | 500           | 23 500                 | 3 900         |
| 2 . . . . .  | 12 700       | 1 600         | 3 100              | 200           | 9 700                  | 1 400         |
| 3 OR MORE . . . . .                                      | 16 900       | 2 800         | 3 000              | 300           | 13 900                 | 2 400         |
| RENTER OCCUPIED . . . . .                                | 278 500      | 82 500        | 146 700            | 36 800        | 131 800                | 45 700        |
| NO OWN CHILDREN UNDER 18 YEARS . . . . .                 | 180 100      | 52 100        | 95 500             | 22 900        | 84 600                 | 29 200        |
| WITH OWN CHILDREN UNDER 18 YEARS . . . . .               | 98 400       | 30 400        | 51 200             | 13 900        | 47 200                 | 16 500        |
| UNDER 6 YEARS ONLY . . . . .                             | 29 500       | 13 000        | 10 800             | 5 100         | 18 700                 | 7 900         |
| 1 . . . . .  | 21 700       | 11 100        | 7 800              | 4 300         | 13 900                 | 6 800         |
| 2 OR MORE . . . . .                                      | 7 800        | 1 900         | 3 000              | 800           | 4 800                  | 1 100         |
| 6 TO 17 YEARS ONLY . . . . .                             | 51 500       | 12 100        | 29 800             | 5 900         | 21 700                 | 6 100         |
| 1 . . . . .  | 22 200       | 4 700         | 12 600             | 2 200         | 9 600                  | 2 500         |
| 2 . . . . .  | 15 000       | 3 300         | 7 400              | 1 300         | 7 600                  | 2 000         |
| 3 OR MORE . . . . .                                      | 14 200       | 4 000         | 9 700              | 2 400         | 4 500                  | 1 700         |
| BOTH AGE GROUPS . . . . .                                | 17 400       | 5 400         | 10 700             | 2 900         | 6 700                  | 2 500         |
| 2 . . . . .  | 8 600        | 2 600         | 5 100              | 1 000         | 3 500                  | 1 700         |
| 3 OR MORE . . . . .                                      | 8 800        | 2 700         | 5 600              | 2 000         | 3 200                  | 800           |
| YEAR HEAD MOVED INTO UNIT                                |              |               |                    |               |                        |               |
| OWNER OCCUPIED . . . . .                                 | 413 200      | ...           | 122 000            | ...           | 291 200                | ...           |
| 1975 OR LATER . . . . .                                  | 49 100       | ...           | 10 000             | ...           | 39 100                 | ...           |
| MOVED IN WITHIN PAST 12 MONTHS . . . . .                 | 30 800       | ...           | 5 300              | ...           | 25 500                 | ...           |
| APRIL 1970 TO 1974 . . . . .                             | 91 200       | ...           | 19 800             | ...           | 71 500                 | ...           |
| 1965 TO MARCH 1970 . . . . .                             | 69 200       | ...           | 17 500             | ...           | 51 700                 | ...           |
| 1960 TO 1964 . . . . .                                   | 53 300       | ...           | 15 700             | ...           | 37 600                 | ...           |
| 1950 TO 1959 . . . . .                                   | 96 800       | ...           | 33 200             | ...           | 63 500                 | ...           |
| 1949 OR EARLIER . . . . .                                | 53 500       | ...           | 25 700             | ...           | 27 700                 | ...           |
| RENTER OCCUPIED . . . . .                                | 278 500      | ...           | 146 700            | ...           | 131 800                | ...           |
| 1975 OR LATER . . . . .                                  | 116 300      | ...           | 48 700             | ...           | 67 600                 | ...           |
| MOVED IN WITHIN PAST 12 MONTHS . . . . .                 | 82 500       | ...           | 36 800             | ...           | 45 700                 | ...           |
| APRIL 1970 TO 1974 . . . . .                             | 91 500       | ...           | 48 700             | ...           | 42 700                 | ...           |
| 1965 TO MARCH 1970 . . . . .                             | 43 100       | ...           | 28 800             | ...           | 14 300                 | ...           |
| 1960 TO 1964 . . . . .                                   | 14 600       | ...           | 11 300             | ...           | 3 300                  | ...           |
| 1950 TO 1959 . . . . .                                   | 9 900        | ...           | 7 100              | ...           | 2 800                  | ...           |
| 1949 OR EARLIER . . . . .                                | 3 100        | ...           | 2 100              | ...           | 1 100                  | ...           |
| INCOME <sup>1</sup>                                      |              |               |                    |               |                        |               |
| OWNER OCCUPIED . . . . .                                 | 413 200      | 30 800        | 122 000            | 5 300         | 291 200                | 25 500        |
| LESS THAN \$3,000 . . . . .                              | 18 100       | -             | 9 600              | -             | 8 500                  | -             |
| \$3,000 TO \$4,999 . . . . .                             | 19 700       | 200           | 8 800              | -             | 10 900                 | 200           |
| \$5,000 TO \$6,999 . . . . .                             | 23 300       | 300           | 12 400             | 300           | 10 900                 | -             |
| \$7,000 TO \$9,999 . . . . .                             | 31 200       | 1 600         | 14 700             | 500           | 16 500                 | 1 100         |
| \$10,000 TO \$14,999 . . . . .                           | 60 500       | 4 500         | 21 600             | 800           | 38 900                 | 3 700         |
| \$15,000 TO \$19,999 . . . . .                           | 80 800       | 8 200         | 23 300             | 1 300         | 57 500                 | 6 900         |
| \$20,000 TO \$24,999 . . . . .                           | 65 200       | 7 500         | 13 000             | 1 300         | 52 200                 | 6 200         |
| \$25,000 OR MORE . . . . .                               | 114 300      | 8 500         | 18 500             | 1 100         | 95 800                 | 7 400         |
| MEDIAN . . . . .   | 18300        | 20400         | 13600              | 19100         | 20200                  | 20700         |

<sup>1</sup>INCOME OF FAMILIES AND PRIMARY INDIVIDUALS IN 12 MONTHS PRECEDING DATE OF ENUMERATION; SEE TEXT.

TABLE 1. SELECTED CHARACTERISTICS OF ALL OCCUPIED HOUSING UNITS AND OF UNITS OCCUPIED BY RECENT MOVERS, BY TENURE: 1976--CONTINUED  
(DATA BASED ON SAMPLE, SEE TEXT. FOR MINIMUM BASE FOR DERIVED FIGURES (PERCENT, MEDIAN, ETC.) AND MEANING OF SYMBOLS, SEE TEXT)

| STANDARD METROPOLITAN STATISTICAL AREA<br>BALTIMORE, MD.  | TOTAL        |               | IN CENTRAL CITY(S) |               | NOT IN CENTRAL CITY(S) |               |
|---|--------------|---------------|--------------------|---------------|------------------------|---------------|
|   | ALL OCCUPIED | RECENT MOVERS | ALL OCCUPIED       | RECENT MOVERS | ALL OCCUPIED           | RECENT MOVERS |
| <b>ALL OCCUPIED HOUSING UNITS--CONTINUED</b>              |              |               |                    |               |                        |               |
| <b>INCOME<sup>1</sup>--CONTINUED</b>                      |              |               |                    |               |                        |               |
| RENTER OCCUPIED   | 278 500      | 82 500        | 146 700            | 36 800        | 131 800                | 45 700        |
| LESS THAN \$3,000   | 37 700       | 9 900         | 29 100             | 8 000         | 8 500                  | 1 900         |
| \$3,000 TO \$4,999  | 29 700       | 7 000         | 22 000             | 4 800         | 7 600                  | 2 200         |
| \$5,000 TO \$6,999  | 27 100       | 7 200         | 16 100             | 4 400         | 10 900                 | 2 800         |
| \$7,000 TO \$9,999  | 48 000       | 16 400        | 26 400             | 7 500         | 21 700                 | 8 900         |
| \$10,000 TO \$14,999                                      | 59 200       | 18 800        | 26 800             | 6 600         | 32 600                 | 12 200        |
| \$15,000 TO \$19,999                                      | 38 200       | 11 900        | 13 500             | 2 600         | 24 700                 | 9 300         |
| \$20,000 TO \$24,999                                      | 21 500       | 6 300         | 7 600              | 2 000         | 13 900                 | 4 300         |
| \$25,000 OR MORE  | 17 100       | 5 000         | 5 300              | 1 000         | 11 800                 | 4 100         |
| MEDIAN  | 9800         | 10200         | 7700               | 7500          | 12600                  | 12900         |
| <b>MAIN REASON FOR MOVE INTO PRESENT UNIT<sup>2</sup></b> |              |               |                    |               |                        |               |
| UNITS OCCUPIED BY RECENT MOVERS <sup>3</sup>              | ...          | 75 100        | ...                | 26 600        | ...                    | 48 600        |
| JOB RELATED REASONS                                       | ...          | 11 600        | ...                | 2 300         | ...                    | 9 300         |
| FAMILY STATUS   | ...          | 17 500        | ...                | 6 500         | ...                    | 11 000        |
| HOUSING NEEDS   | ...          | 33 300        | ...                | 13 200        | ...                    | 20 100        |
| OTHER REASONS   | ...          | 12 200        | ...                | 4 200         | ...                    | 8 000         |
| REASON NOT REPORTED                                       | ...          | 600           | ...                | 500           | ...                    | 100           |
| <b>SPECIFIED OWNER OCCUPIED<sup>3</sup></b>               |              |               |                    |               |                        |               |
| VALUE   | 372 900      | 24 000        | 111 100            | 4 800         | 261 800                | 19 200        |
| LESS THAN \$10,000  | 18 100       | 300           | 16 700             | 300           | 1 400                  | -             |
| \$10,000 TO \$19,999                                      | 44 500       | 1 600         | 38 300             | 1 100         | 10 300                 | 500           |
| \$20,000 TO \$24,999                                      | 32 200       | 600           | 16 800             | 500           | 15 300                 | 100           |
| \$25,000 TO \$29,999                                      | 31 400       | 2 000         | 12 800             | 800           | 18 500                 | 1 200         |
| \$30,000 TO \$34,999                                      | 42 700       | 2 800         | 11 500             | 1 000         | 31 200                 | 1 900         |
| \$35,000 TO \$39,999                                      | 38 300       | 2 800         | 6 700              | 500           | 31 700                 | 2 300         |
| \$40,000 TO \$49,999                                      | 64 600       | 4 400         | 5 700              | 200           | 58 900                 | 4 200         |
| \$50,000 OR MORE  | 101 000      | 9 500         | 6 600              | 500           | 94 500                 | 9 000         |
| MEDIAN  | 37300        | 44200         | 21300              | 28100         | 43800                  | 48600         |
| MEDIAN, WITH GARAGE OR CARPORT ON PROPERTY                | 48100        | 50000+        | 30100              | ...           | 50000+                 | 50000+        |
| <b>MORTGAGE INSURANCE</b>                                 |              |               |                    |               |                        |               |
| UNITS WITH MORTGAGE OR SIMILAR DEBT                       | 223 800      | 22 900        | 52 800             | 4 300         | 171 000                | 18 600        |
| INSURED BY FHA, VA, OR FARMERS HOME ADMIN.                | 69 800       | 5 300         | 22 400             | 1 500         | 47 400                 | 3 900         |
| NOT INSURED OR INSURED BY PRIVATE MORTGAGE INSURANCE      | 106 900      | 12 000        | 24 100             | 2 400         | 82 800                 | 9 600         |
| DON'T KNOW  | 40 100       | 5 100         | 5 000              | 200           | 35 100                 | 4 900         |
| NOT REPORTED  | 6 900        | 500           | 1 300              | 300           | 5 700                  | 100           |
| UNITS OWNED FREE AND CLEAR                                | 149 100      | 1 100         | 58 300             | 500           | 90 800                 | 600           |
| <b>SPECIFIED RENTER OCCUPIED<sup>3</sup></b>              |              |               |                    |               |                        |               |
| GROSS RENT  | 276 000      | 82 200        | 146 700            | 36 800        | 129 300                | 45 300        |
| LESS THAN \$70  | 12 500       | 1 100         | 11 100             | 1 100         | 1 400                  | -             |
| \$70 TO \$99  | 13 900       | 3 200         | 10 800             | 2 600         | 3 100                  | 600           |
| \$100 TO \$124  | 28 600       | 5 700         | 21 300             | 4 100         | 7 300                  | 1 500         |
| \$125 TO \$149  | 30 800       | 8 000         | 19 300             | 6 000         | 11 600                 | 2 000         |
| \$150 TO \$174  | 38 600       | 11 600        | 25 200             | 6 700         | 13 400                 | 4 900         |
| \$175 TO \$199  | 39 300       | 11 600        | 20 600             | 5 600         | 18 700                 | 6 000         |
| \$200 TO \$249  | 65 400       | 22 900        | 25 800             | 6 900         | 39 600                 | 16 000        |
| \$250 TO \$349  | 33 400       | 13 600        | 8 600              | 2 900         | 24 800                 | 10 700        |
| \$350 OR MORE   | 6 600        | 3 200         | 2 100              | 600           | 4 500                  | 2 600         |
| NO CASH RENT  | 6 900        | 1 200         | 1 900              | 300           | 5 000                  | 900           |
| MEDIAN  | 181          | 198           | 159                | 166           | 206                    | 222           |

<sup>1</sup>INCOME OF FAMILIES AND PRIMARY INDIVIDUALS IN 12 MONTHS PRECEDING DATE OF ENUMERATION; SEE TEXT.

<sup>2</sup>RESTRICTED TO UNITS WITH SAME HEAD IN PRESENT AND PREVIOUS UNITS.

<sup>3</sup>LIMITED TO 1-FAMILY HOMES ON LESS THAN 10 ACRES AND NO BUSINESS ON PROPERTY.

<sup>4</sup>DATA ARE NOT SEPARABLE.

<sup>5</sup>EXCLUDES 1-FAMILY HOMES ON 10 ACRES OR MORE.

TABLE 1. SELECTED CHARACTERISTICS OF ALL OCCUPIED HOUSING UNITS AND OF UNITS OCCUPIED BY RECENT MOVERS, BY TENURE: 1976--CONTINUED  
(DATA BASED ON SAMPLE, SEE TEXT. FOR MINIMUM BASE FOR DERIVED FIGURES (PERCENT, MEDIAN, ETC.) AND MEANING OF SYMBOLS, SEE TEXT)

| STANDARD METROPOLITAN STATISTICAL AREA<br>BALTIMORE, MD. | TOTAL        |               | IN CENTRAL CITY(S) |               | NOT IN CENTRAL CITY(S) |               |
|--|--------------|---------------|--------------------|---------------|------------------------|---------------|
|  | ALL OCCUPIED | RECENT MOVERS | ALL OCCUPIED       | RECENT MOVERS | ALL OCCUPIED           | RECENT MOVERS |
| SPECIFIED RENTER OCCUPIED <sup>1</sup> --CONTINUED       |              |               |                    |               |                        |               |
| PARKING FACILITIES <sup>2</sup>                          |              |               |                    |               |                        |               |
| PARKING AVAILABLE FOR UNIT . . . . .                     | 170 600      | 56 400        | 60 600             | 15 700        | 110 100                | 40 700        |
| SPACE RENTED BY HOUSEHOLD . . . . .                      | 3 300        | 700           | 3 000              | 700           | 300                    | -             |
| COST INCLUDED IN RENT . . . . .                          | 600          | -             | 500                | -             | 100                    | -             |
| RENTAL FEE PAID SEPARATELY . . . . .                     | 2 700        | 700           | 2 500              | 700           | 100                    | -             |
| NOT RENTED BY HOUSEHOLD . . . . .                        | 167 400      | 55 700        | 57 600             | 15 000        | 109 800                | 40 700        |
| PARKING NOT AVAILABLE FOR UNIT . . . . .                 | 97 600       | 24 400        | 83 900             | 20 700        | 13 800                 | 3 700         |
| PARKING NOT REPORTED . . . . .                           | 800          | 200           | 300                | 200           | 500                    | -             |
| GARBAGE AND TRASH COLLECTION SERVICE                     |              |               |                    |               |                        |               |
| COLLECTION COST:   |              |               |                    |               |                        |               |
| PAID BY RENTER . . . . .                                 | 3 400        | 1 100         | 500                | 200           | 2 900                  | 900           |
| NOT PAID BY RENTER . . . . .                             | 272 600      | 81 100        | 146 200            | 36 700        | 126 400                | 44 400        |
| PUBLIC OR SUBSIDIZED HOUSING <sup>3</sup>                |              |               |                    |               |                        |               |
| UNITS IN PUBLIC HOUSING PROJECT . . . . .                | 28 800       | 7 200         | 21 600             | 5 000         | 7 300                  | 2 200         |
| PRIVATE HOUSING UNITS . . . . .                          | 243 700      | 73 300        | 124 200            | 31 400        | 119 500                | 41 900        |
| NO GOVERNMENT RENT SUBSIDY . . . . .                     | 236 200      | 71 700        | 123 200            | 30 900        | 113 000                | 40 800        |
| WITH GOVERNMENT RENT SUBSIDY . . . . .                   | 6 700        | 1 400         | 800                | 500           | 5 900                  | 900           |
| NOT REPORTED . . . . .                                   | 800          | 200           | 200                | -             | 600                    | 200           |
| NOT REPORTED . . . . .                                   | 2 500        | 900           | 900                | 500           | 1 600                  | 500           |
| SELECTED CHARACTERISTICS                                 |              |               |                    |               |                        |               |
| OWNER OCCUPIED . . . . .                                 | 413 200      | 30 800        | 122 000            | 5 300         | 291 200                | 25 500        |
| WITH BASEMENT . . . . .                                  | 344 200      | 22 600        | 115 600            | 5 100         | 228 500                | 17 500        |
| WITH MORE THAN 1 BATHROOM . . . . .                      | 240 600      | 20 200        | 65 800             | 3 200         | 174 700                | 17 000        |
| WITH PUBLIC SEWER . . . . .                              | 312 900      | 22 000        | 122 000            | 5 300         | 191 000                | 16 700        |
| WITH AIR CONDITIONING . . . . .                          | 291 600      | 21 600        | 75 400             | 3 400         | 216 200                | 18 200        |
| ROOM UNIT(S) . . . . .                                   | 182 700      | 7 600         | 64 800             | 2 600         | 118 000                | 5 100         |
| CENTRAL SYSTEM . . . . .                                 | 108 800      | 14 000        | 10 600             | 800           | 98 200                 | 13 200        |
| WITH AUTOMOBILES AVAILABLE:                              |              |               |                    |               |                        |               |
| 1 . . . . .  | 167 600      | 12 000        | 59 000             | 3 200         | 108 600                | 8 800         |
| 2 . . . . .  | 152 900      | 15 900        | 27 400             | 1 600         | 125 600                | 14 200        |
| 3 OR MORE . . . . .                                      | 48 700       | 2 000         | 8 100              | -             | 40 600                 | 2 000         |
| WITH TRUCKS AVAILABLE:                                   |              |               |                    |               |                        |               |
| 1 . . . . .  | 59 400       | 3 200         | 7 600              | -             | 51 900                 | 3 200         |
| 2 OR MORE . . . . .                                      | 5 700        | 200           | 100                | -             | 5 600                  | 200           |
| RENTER OCCUPIED . . . . .                                | 278 500      | 82 500        | 146 700            | 36 800        | 131 800                | 45 700        |
| WITH BASEMENT . . . . .                                  | 186 100      | 51 800        | 121 900            | 31 200        | 64 200                 | 20 600        |
| WITH MORE THAN 1 BATHROOM . . . . .                      | 50 700       | 15 300        | 21 500             | 4 600         | 29 200                 | 10 700        |
| WITH PUBLIC SEWER . . . . .                              | 258 800      | 77 400        | 146 700            | 36 800        | 112 100                | 40 600        |
| WITH AIR CONDITIONING . . . . .                          | 167 900      | 49 600        | 66 900             | 14 600        | 101 100                | 35 100        |
| ROOM UNIT(S) . . . . .                                   | 72 700       | 15 300        | 40 000             | 7 200         | 32 700                 | 8 100         |
| CENTRAL SYSTEM . . . . .                                 | 95 200       | 34 300        | 26 900             | 7 300         | 68 300                 | 27 000        |
| WITH AUTOMOBILES AVAILABLE:                              |              |               |                    |               |                        |               |
| 1 . . . . .  | 126 500      | 38 400        | 54 200             | 12 900        | 72 400                 | 25 500        |
| 2 . . . . .  | 46 900       | 17 600        | 12 500             | 3 700         | 34 400                 | 13 900        |
| 3 OR MORE . . . . .                                      | 7 100        | 2 200         | 1 100              | 300           | 6 000                  | 1 900         |
| WITH TRUCKS AVAILABLE:                                   |              |               |                    |               |                        |               |
| 1 . . . . .  | 18 700       | 6 000         | 4 400              | 1 000         | 14 300                 | 5 000         |
| 2 OR MORE . . . . .                                      | 1 100        | 200           | 200                | -             | 900                    | 200           |

<sup>1</sup>EXCLUDES 1-FAMILY HOMES ON 10 ACRES OR MORE.  
<sup>2</sup>EXCLUDES NO CASH RENT UNITS.  
<sup>3</sup>EXCLUDES MOBILE HOMES AND TRAILERS.

TABLE 2. TENURE AND LOCATION OF PRESENT UNIT BY TENURE AND LOCATION OF PREVIOUS UNIT: 1976

(DATA BASED ON SAMPLE, SEE TEXT, FOR MINIMUM BASE FOR DERIVED FIGURES (PERCENT, MEDIAN, ETC.) AND MEANING OF SYMBOLS, SEE TEXT)

| PREVIOUS UNIT: TENURE AND LOCATION<br>BALTIMORE, MD.  | PRESENT UNIT: TENURE AND LOCATION IN THIS SMSA |                          |                              |                |                          |                              |                 |                          |                              |
|---|--|--------------------------|------------------------------|----------------|--------------------------|------------------------------|-----------------|--------------------------|------------------------------|
|   | ALL OCCUPIED                                   |                          |                              | OWNER OCCUPIED |                          |                              | RENTER OCCUPIED |                          |                              |
|   | TOTAL  | IN<br>CENTRAL<br>CITY(S) | NOT IN<br>CENTRAL<br>CITY(S) | TOTAL          | IN<br>CENTRAL<br>CITY(S) | NOT IN<br>CENTRAL<br>CITY(S) | TOTAL           | IN<br>CENTRAL<br>CITY(S) | NOT IN<br>CENTRAL<br>CITY(S) |
| UNITS OCCUPIED BY RECENT MOVERS . . . . .             | 113 300  | 42 100                   | 71 200                       | 30 800         | 5 300                    | 25 500                       | 82 500          | 36 800                   | 45 700                       |
| SAME HEAD IN PRESENT AND PREVIOUS UNIT. . . . .       | 75 100   | 26 600                   | 48 600                       | 26 000         | 4 000                    | 22 000                       | 49 100          | 22 600                   | 26 600                       |
| INSIDE THIS SMSA. . . . .                             | 61 100   | 24 800                   | 36 400                       | 20 900         | 3 800                    | 17 100                       | 40 200          | 20 900                   | 19 300                       |
| IN CENTRAL CITY(S). . . . .                           | 36 100   | 22 800                   | 13 300                       | 10 200         | 3 700                    | 6 500                        | 26 000          | 19 200                   | 6 800                        |
| NOT IN CENTRAL CITY(S). . . . .                       | 25 000   | 1 900                    | 23 100                       | 10 700         | 200                      | 10 600                       | 14 300          | 1 800                    | 12 500                       |
| INSIDE DIFFERENT SMSA . . . . .                       | 11 500   | 1 200                    | 10 300                       | 4 600          | 200                      | 4 400                        | 6 900           | 1 000                    | 5 900                        |
| IN CENTRAL CITY(S). . . . .                           | 3 300  | 500                      | 2 800                        | 800            | -                        | 800                          | 2 500           | 500                      | 2 000                        |
| NOT IN CENTRAL CITY(S). . . . .                       | 8 200  | 700                      | 7 600                        | 3 800          | 200                      | 3 700                        | 4 400           | 500                      | 3 900                        |
| OUTSIDE ANY SMSA. . . . .                             | 2 500  | 700                      | 1 900                        | 500            | -                        | 500                          | 2 100           | 700                      | 1 400                        |
| SAME STATE. . . . .                                   | 900  | 200                      | 800                          | 200            | -                        | 200                          | 800             | 200                      | 600                          |
| DIFFERENT STATE . . . . .                             | 1 600  | 500                      | 1 100                        | 300            | -                        | 300                          | 1 300           | 500                      | 800                          |
| OWNER OCCUPIED:                                       |  |                          |                              |                |                          |                              |                 |                          |                              |
| SAME HEAD IN PRESENT AND PREVIOUS UNIT. . . . .       | 18 700   | 2 400                    | 16 300                       | 13 200         | 1 000                    | 12 200                       | 5 500           | 1 400                    | 4 100                        |
| INSIDE THIS SMSA. . . . .                             | 12 500   | 1 700                    | 10 700                       | 9 000          | 800                      | 8 200                        | 3 500           | 1 000                    | 2 500                        |
| IN CENTRAL CITY(S). . . . .                           | 5 900  | 1 600                    | 4 300                        | 4 200          | 800                      | 3 400                        | 1 700           | 800                      | 900                          |
| NOT IN CENTRAL CITY(S). . . . .                       | 6 600  | 200                      | 6 400                        | 4 800          | -                        | 4 800                        | 1 700           | 200                      | 1 600                        |
| INSIDE DIFFERENT SMSA . . . . .                       | 5 600  | 500                      | 5 100                        | 3 800          | 200                      | 3 700                        | 1 700           | 300                      | 1 400                        |
| IN CENTRAL CITY(S). . . . .                           | 900  | 100                      | 800                          | 600            | -                        | 600                          | 300             | 100                      | 200                          |
| NOT IN CENTRAL CITY(S). . . . .                       | 4 600  | 300                      | 4 300                        | 3 200          | 200                      | 3 000                        | 1 400           | 200                      | 1 200                        |
| OUTSIDE ANY SMSA. . . . .                             | 600  | 200                      | 500                          | 300            | -                        | 300                          | 300             | 200                      | 200                          |
| SAME STATE. . . . .                                   | 300  | 200                      | 200                          | 200            | -                        | 200                          | 200             | 200                      | -                            |
| DIFFERENT STATE . . . . .                             | 300  | -                        | 300                          | 200            | -                        | 200                          | 200             | -                        | 200                          |
| RENTER OCCUPIED:                                      |  |                          |                              |                |                          |                              |                 |                          |                              |
| SAME HEAD IN PRESENT AND PREVIOUS UNIT. . . . .       | 56 500   | 24 200                   | 32 300                       | 12 800         | 3 100                    | 9 800                        | 43 700          | 21 100                   | 22 500                       |
| INSIDE THIS SMSA. . . . .                             | 48 700   | 23 000                   | 25 600                       | 11 900         | 3 100                    | 8 800                        | 36 800          | 20 000                   | 16 800                       |
| IN CENTRAL CITY(S). . . . .                           | 30 200   | 21 300                   | 9 000                        | 6 000          | 2 900                    | 3 100                        | 24 200          | 18 400                   | 5 900                        |
| NOT IN CENTRAL CITY(S). . . . .                       | 18 400   | 1 800                    | 16 700                       | 5 900          | 200                      | 5 700                        | 12 500          | 1 600                    | 10 900                       |
| INSIDE DIFFERENT SMSA . . . . .                       | 5 900  | 700                      | 5 300                        | 800            | -                        | 800                          | 5 200           | 700                      | 4 500                        |
| IN CENTRAL CITY(S). . . . .                           | 2 300  | 300                      | 2 000                        | 200            | -                        | 200                          | 2 200           | 300                      | 1 900                        |
| NOT IN CENTRAL CITY(S). . . . .                       | 3 600  | 300                      | 3 300                        | 600            | -                        | 600                          | 3 000           | 300                      | 2 600                        |
| OUTSIDE ANY SMSA. . . . .                             | 1 900  | 500                      | 1 400                        | 200            | -                        | 200                          | 1 700           | 500                      | 1 200                        |
| SAME STATE. . . . .                                   | 600  | -                        | 600                          | -              | -                        | -                            | 600             | -                        | 600                          |
| DIFFERENT STATE . . . . .                             | 1 300  | 500                      | 800                          | 200            | -                        | 200                          | 1 100           | 500                      | 600                          |
| DIFFERENT HEAD IN PRESENT AND PREVIOUS UNIT . . . . . | 38 200   | 15 500                   | 22 600                       | 4 800          | 1 300                    | 3 500                        | 33 300          | 14 300                   | 19 100                       |
| INSIDE THIS SMSA. . . . .                             | 28 800   | 13 800                   | 15 000                       | 3 600          | 1 300                    | 2 300                        | 25 200          | 12 500                   | 12 700                       |
| OUTSIDE THIS SMSA . . . . .                           | 9 400  | 1 800                    | 7 600                        | 1 200          | -                        | 1 200                        | 8 100           | 1 800                    | 6 400                        |



TABLE 3. TENURE, UNITS IN STRUCTURE, AND LOCATION OF PRESENT UNIT BY TENURE AND UNITS IN STRUCTURE OF PREVIOUS UNIT: 1976  
 (DATA BASED ON SAMPLE, SEE TEXT. FOR MINIMUM BASE FOR DERIVED FIGURES (PERCENT, MEDIAN, ETC.) AND MEANING OF SYMBOLS, SEE TEXT)

| PREVIOUS UNIT: TENURE AND UNITS IN STRUCTURE<br>BALTIMORE, MD. | TOTAL   | PRESENT UNIT: TENURE, UNITS IN STRUCTURE, AND LOCATION |        |                 |                 |        |              |              |                  |
|--|---------|--|--------|-----------------|-----------------|--------|--------------|--------------|------------------|
|  |         | OWNER OCCUPIED   |        |                 | RENTER OCCUPIED |        |              |              |                  |
|  |         | TOTAL  | 1 UNIT | 2 UNITS OR MORE | TOTAL           | 1 UNIT | 2 TO 4 UNITS | 5 TO 9 UNITS | 10 UNITS OR MORE |
| SMSA TOTAL   |         |  |        |                 |                 |        |              |              |                  |
| UNITS OCCUPIED BY RECENT MOVERS . . . . .                      | 113 300 | 30 800   | 29 900 | 1 000           | 82 500          | 27 600 | 18 500       | 13 700       | 22 600           |
| SAME HEAD IN PRESENT AND PREVIOUS UNIT. . . . .                | 75 100  | 26 000   | 25 300 | 600             | 49 100          | 20 200 | 9 500        | 7 200        | 12 200           |
| OWNER OCCUPIED. . . . .  | 18 700  | 13 200   | 13 000 | 200             | 5 500           | 2 000  | 800          | 1 300        | 1 400            |
| 1 UNIT (INCLUDES MOBILE HOME OR TRAILER). . . . .              | 17 000  | 12 100   | 11 900 | 200             | 4 900           | 2 000  | 500          | 1 300        | 1 100            |
| 2 UNITS OR MORE . . . . .                                      | 1 700   | 1 100  | 1 100  | -               | 600             | -      | 300          | -            | 300              |
| NOT REPORTED. . . . .  | -       | -  | -      | -               | -               | -      | -            | -            | -                |
| RENTER OCCUPIED . . . . .                                      | 56 500  | 12 800   | 12 300 | 500             | 43 700          | 18 200 | 8 700        | 6 000        | 10 800           |
| 1 UNIT (INCLUDES MOBILE HOME OR TRAILER). . . . .              | 17 100  | 4 400  | 4 400  | -               | 12 700          | 8 200  | 1 600        | 1 400        | 1 600            |
| 2 TO 4 UNITS. . . . .  | 12 700  | 1 900  | 1 700  | 200             | 10 800          | 3 600  | 4 600        | 900          | 1 700            |
| 5 TO 9 UNITS. . . . .  | 10 700  | 2 800  | 2 500  | 300             | 7 900           | 1 800  | 1 200        | 2 200        | 2 500            |
| 10 UNITS OR MORE. . . . .                                      | 15 400  | 3 800  | 3 800  | -               | 11 600          | 4 400  | 1 100        | 1 400        | 4 600            |
| NOT REPORTED. . . . .  | 600     | -  | -      | -               | 600             | 200    | 200          | -            | 300              |
| DIFFERENT HEAD IN PRESENT AND PREVIOUS UNIT . . . . .          | 38 200  | 4 800  | 4 500  | 300             | 33 300          | 7 500  | 9 000        | 6 500        | 10 400           |
| IN CENTRAL CITY(S)   |         |  |        |                 |                 |        |              |              |                  |
| UNITS OCCUPIED BY RECENT MOVERS . . . . .                      | 42 100  | 5 300  | 4 800  | 500             | 36 800          | 10 800 | 12 200       | 5 500        | 8 300            |
| SAME HEAD IN PRESENT AND PREVIOUS UNIT. . . . .                | 26 600  | 4 000  | 3 700  | 300             | 22 600          | 8 600  | 6 300        | 2 900        | 4 700            |
| OWNER OCCUPIED. . . . .  | 2 400   | 1 000  | 1 000  | -               | 1 400           | 500    | 300          | 300          | 300              |
| 1 UNIT (INCLUDES MOBILE HOME OR TRAILER). . . . .              | 2 100   | 800  | 800    | -               | 1 300           | 500    | 200          | 300          | 300              |
| 2 UNITS OR MORE . . . . .                                      | 300     | 200  | 200    | -               | 200             | -      | 200          | -            | -                |
| NOT REPORTED. . . . .  | -       | -  | -      | -               | -               | -      | -            | -            | -                |
| RENTER OCCUPIED . . . . .                                      | 24 200  | 3 100  | 2 700  | 300             | 21 100          | 8 200  | 6 000        | 2 600        | 4 400            |
| 1 UNIT (INCLUDES MOBILE HOME OR TRAILER). . . . .              | 7 700   | 800  | 800    | -               | 6 900           | 4 500  | 1 100        | 300          | 1 000            |
| 2 TO 4 UNITS. . . . .  | 8 600   | 800  | 600    | 200             | 7 800           | 2 700  | 3 400        | 600          | 1 100            |
| 5 TO 9 UNITS. . . . .  | 2 900   | 800  | 600    | 200             | 2 100           | 200    | 600          | 800          | 500              |
| 10 UNITS OR MORE. . . . .                                      | 4 600   | 700  | 700    | -               | 3 900           | 800    | 700          | 800          | 1 600            |
| NOT REPORTED. . . . .  | 300     | -  | -      | -               | 300             | -      | 200          | -            | 200              |
| DIFFERENT HEAD IN PRESENT AND PREVIOUS UNIT . . . . .          | 15 500  | 1 300  | 1 100  | 200             | 14 300          | 2 200  | 5 900        | 2 600        | 3 600            |
| NOT IN CENTRAL CITY(S)   |         |  |        |                 |                 |        |              |              |                  |
| UNITS OCCUPIED BY RECENT MOVERS . . . . .                      | 71 200  | 25 500   | 25 000 | 500             | 45 700          | 16 800 | 6 300        | 8 200        | 14 400           |
| SAME HEAD IN PRESENT AND PREVIOUS UNIT. . . . .                | 48 600  | 22 000   | 21 700 | 300             | 26 600          | 11 600 | 3 200        | 4 300        | 7 500            |
| OWNER OCCUPIED. . . . .  | 16 300  | 12 200   | 12 100 | 200             | 4 100           | 1 600  | 500          | 900          | 1 100            |
| 1 UNIT (INCLUDES MOBILE HOME OR TRAILER). . . . .              | 14 900  | 11 300   | 11 100 | 200             | 3 600           | 1 600  | 300          | 900          | 800              |
| 2 UNITS OR MORE . . . . .                                      | 1 400   | 900  | 900    | -               | 500             | -      | 100          | -            | 300              |
| NOT REPORTED. . . . .  | -       | -  | -      | -               | -               | -      | -            | -            | -                |
| RENTER OCCUPIED . . . . .                                      | 32 300  | 9 800  | 9 600  | 200             | 22 500          | 10 000 | 2 800        | 3 400        | 6 400            |
| 1 UNIT (INCLUDES MOBILE HOME OR TRAILER). . . . .              | 9 400   | 3 600  | 3 600  | -               | 5 800           | 3 700  | 500          | 1 100        | 600              |
| 2 TO 4 UNITS. . . . .  | 4 100   | 1 100  | 1 100  | -               | 3 000           | 900    | 1 200        | 300          | 600              |
| 5 TO 9 UNITS. . . . .  | 7 700   | 2 000  | 1 900  | 200             | 5 700           | 1 700  | 600          | 1 400        | 2 000            |
| 10 UNITS OR MORE. . . . .                                      | 10 800  | 3 100  | 3 100  | -               | 7 600           | 3 600  | 500          | 600          | 3 000            |
| NOT REPORTED. . . . .  | 300     | -  | -      | -               | 300             | 200    | -            | -            | 200              |
| DIFFERENT HEAD IN PRESENT AND PREVIOUS UNIT . . . . .          | 22 600  | 3 500  | 3 400  | 200             | 19 100          | 5 200  | 3 000        | 3 900        | 6 900            |

TABLE 4. AGE OF HEAD, PRESENCE OF PERSONS 65 YEARS OLD AND OVER, AND LOCATION OF PRESENT UNIT BY TENURE OF PRESENT AND PREVIOUS UNIT: 1976  
 (DATA BASED ON SAMPLE, SEE TEXT. FOR MINIMUM BASE FOR DERIVED FIGURES (PERCENT, MEDIAN, ETC.) AND MEANING OF SYMBOLS, SEE TEXT)

| PREVIOUS AND PRESENT UNIT: TENURE<br>BALTIMORE, MD.   | PRESENT UNIT: AGE OF HEAD, PRESENCE OF PERSONS 65 YEARS OLD AND OVER, AND LOCATION |                |                |                |                |                   |  |         |           |
|---|--|----------------|----------------|----------------|----------------|-------------------|--|---------|-----------|
|   | AGE OF HEAD  |                |                |                |                |                   | UNITS WITH PERSONS 65 YEARS OLD AND OVER |         |           |
|   | TOTAL  | UNDER 25 YEARS | 25 TO 34 YEARS | 35 TO 44 YEARS | 45 TO 64 YEARS | 65 YEARS AND OVER | TOTAL                                    | NONE    | 1 OR MORE |
|   | SMSA TOTAL   |                |                |                |                |                   |  |         |           |
| UNITS OCCUPIED BY RECENT MOVERS . . . . .             | 113 300  | 29 100         | 46 000         | 15 700         | 17 400         | 5 100             | 113 300                                  | 107 400 | 5 900     |
| SAME HEAD IN PRESENT AND PREVIOUS UNIT. . . . .       | 75 100   | 12 100         | 33 600         | 12 700         | 13 600         | 3 200             | 75 100                                   | 71 300  | 3 800     |
| PREVIOUS UNIT OWNER OCCUPIED:                         |  |                |                |                |                |                   |  |         |           |
| PRESENT UNIT OWNER OCCUPIED . . . . .                 | 13 200   | 200            | 5 400          | 3 500          | 3 900          | 200               | 13 200                                   | 13 000  | 200       |
| PRESENT UNIT RENTER OCCUPIED. . . . .                 | 5 500  | 800            | 1 400          | 1 100          | 1 900          | 300               | 5 500                                    | 5 200   | 300       |
| PREVIOUS UNIT RENTER OCCUPIED:                        |  |                |                |                |                |                   |  |         |           |
| PRESENT UNIT OWNER OCCUPIED . . . . .                 | 12 800   | 1 900          | 7 700          | 2 200          | 800            | 300               | 12 800                                   | 12 500  | 300       |
| PRESENT UNIT RENTER OCCUPIED. . . . .                 | 43 700   | 9 300          | 19 100         | 5 800          | 7 100          | 2 400             | 43 700                                   | 40 700  | 3 000     |
| DIFFERENT HEAD IN PRESENT AND PREVIOUS UNIT . . . . . | 38 200   | 17 000         | 12 500         | 3 000          | 3 800          | 1 900             | 38 200                                   | 36 100  | 2 100     |
|   | IN CENTRAL CITY(S)   |                |                |                |                |                   |  |         |           |
| UNITS OCCUPIED BY RECENT MOVERS . . . . .             | 42 100   | 8 900          | 17 100         | 5 000          | 7 400          | 3 700             | 42 100                                   | 37 900  | 4 200     |
| SAME HEAD IN PRESENT AND PREVIOUS UNIT. . . . .       | 26 600   | 3 200          | 11 300         | 4 000          | 5 600          | 2 400             | 26 600                                   | 23 800  | 2 700     |
| PREVIOUS UNIT OWNER OCCUPIED:                         |  |                |                |                |                |                   |  |         |           |
| PRESENT UNIT OWNER OCCUPIED . . . . .                 | 1 000  | -              | 300            | -              | 500            | 200               | 1 000                                    | 800     | 200       |
| PRESENT UNIT RENTER OCCUPIED. . . . .                 | 1 400  | 100            | 300            | -              | 600            | 300               | 1 400                                    | 1 100   | 300       |
| PREVIOUS UNIT RENTER OCCUPIED:                        |  |                |                |                |                |                   |  |         |           |
| PRESENT UNIT OWNER OCCUPIED . . . . .                 | 3 100  | 300            | 2 000          | 600            | 200            | -                 | 3 100                                    | 3 100   | -         |
| PRESENT UNIT RENTER OCCUPIED. . . . .                 | 21 100   | 2 800          | 8 700          | 3 400          | 4 300          | 1 900             | 21 100                                   | 18 900  | 2 200     |
| DIFFERENT HEAD IN PRESENT AND PREVIOUS UNIT . . . . . | 15 500   | 5 700          | 5 800          | 1 000          | 1 800          | 1 300             | 15 500                                   | 14 100  | 1 500     |
|   | NOT IN CENTRAL CITY(S)   |                |                |                |                |                   |  |         |           |
| UNITS OCCUPIED BY RECENT MOVERS . . . . .             | 71 200   | 20 200         | 28 900         | 10 700         | 10 000         | 1 400             | 71 200                                   | 69 500  | 1 700     |
| SAME HEAD IN PRESENT AND PREVIOUS UNIT. . . . .       | 48 600   | 8 900          | 22 300         | 8 700          | 8 000          | 800               | 48 600                                   | 47 500  | 1 100     |
| PREVIOUS UNIT OWNER OCCUPIED:                         |  |                |                |                |                |                   |  |         |           |
| PRESENT UNIT OWNER OCCUPIED . . . . .                 | 12 200   | 200            | 5 100          | 3 500          | 3 400          | -                 | 12 200                                   | 12 200  | -         |
| PRESENT UNIT RENTER OCCUPIED. . . . .                 | 4 100  | 600            | 1 100          | 1 100          | 1 200          | -                 | 4 100                                    | 4 100   | -         |
| PREVIOUS UNIT RENTER OCCUPIED:                        |  |                |                |                |                |                   |  |         |           |
| PRESENT UNIT OWNER OCCUPIED . . . . .                 | 9 800  | 1 600          | 5 700          | 1 600          | 600            | 300               | 9 800                                    | 9 500   | 300       |
| PRESENT UNIT RENTER OCCUPIED. . . . .                 | 22 500   | 6 500          | 10 300         | 2 500          | 2 800          | 400               | 22 500                                   | 21 800  | 800       |
| DIFFERENT HEAD IN PRESENT AND PREVIOUS UNIT . . . . . | 22 600   | 11 300         | 6 700          | 2 000          | 2 000          | 600               | 22 600                                   | 22 000  | 600       |

TABLE 5. TENURE, NUMBER OF BEDROOMS, AND LOCATION OF PRESENT UNIT BY TENURE AND NUMBER OF BEDROOMS OF PREVIOUS UNIT: 1976  
 (DATA BASED ON SAMPLE, SEE TEXT, FOR MINIMUM BASE FOR DERIVED FIGURES (PERCENT, MEDIAN, ETC.) AND MEANING OF SYMBOLS, SEE TEXT)

| PREVIOUS UNIT: TENURE AND BEDROOMS<br>BALTIMORE, MD. | PRESENT UNIT: TENURE, BEDROOMS, AND LOCATION |                |                       |               |                          |                 |       |              |               |                          |
|--|--|----------------|-----------------------|---------------|--------------------------|-----------------|-------|--------------|---------------|--------------------------|
|  | TOTAL  | OWNER OCCUPIED |                       |               |                          | RENTER OCCUPIED |       |              |               |                          |
|  |  | TOTAL          | NONE AND<br>1 BEDROOM | 2<br>BEDROOMS | 3<br>BEDROOMS<br>OR MORE | TOTAL           | NONE  | 1<br>BEDROOM | 2<br>BEDROOMS | 3<br>BEDROOMS<br>OR MORE |
| <b>SMSA TOTAL</b>                                    |  |                |                       |               |                          |                 |       |              |               |                          |
| UNITS OCCUPIED BY RECENT MOVERS. . . . .             | 113 300                                      | 30 800         | 1 900                 | 6 800         | 22 200                   | 82 500          | 2 400 | 28 900       | 32 000        | 19 200                   |
| SAME HEAD IN PRESENT AND PREVIOUS UNIT . . . . .     | 75 100                                       | 26 000         | 1 700                 | 5 800         | 18 400                   | 49 100          | 1 300 | 15 300       | 17 700        | 14 800                   |
| OWNER OCCUPIED . . . . .                             | 18 700                                       | 13 200         | 500                   | 2 000         | 10 700                   | 5 500           | 300   | 1 900        | 1 600         | 1 700                    |
| NONE AND 1 BEDROOM . . . . .                         | 900  | 600            | -                     | -             | 600                      | 300             | -     | 300          | -             | -                        |
| 2 BEDROOMS . . . . .                                 | 3 600  | 2 500          | 200                   | 600           | 1 700                    | 1 100           | 200   | 300          | 300           | 300                      |
| 3 BEDROOMS OR MORE . . . . .                         | 14 000                                       | 9 900          | 300                   | 1 400         | 8 200                    | 4 100           | 200   | 1 300        | 1 300         | 1 400                    |
| NOT REPORTED . . . . .                               | 200  | 200            | -                     | -             | 200                      | -               | -     | -            | -             | -                        |
| RENTER OCCUPIED. . . . .                             | 56 500                                       | 12 800         | 1 300                 | 3 900         | 7 700                    | 43 700          | 1 000 | 13 400       | 16 100        | 13 100                   |
| NONE . . . . .                                       | 1 600  | -              | -                     | -             | -                        | 1 600           | 700   | 600          | 300           | -                        |
| 1 BEDROOM . . . . .                                  | 18 800                                       | 3 500          | 1 000                 | 1 100         | 1 400                    | 15 300          | 300   | 8 000        | 4 400         | 2 500                    |
| 2 BEDROOMS . . . . .                                 | 25 400                                       | 7 000          | 200                   | 2 600         | 4 200                    | 18 400          | -     | 4 100        | 9 900         | 4 400                    |
| 3 BEDROOMS OR MORE . . . . .                         | 10 400                                       | 2 300          | 200                   | 100           | 2 000                    | 8 000           | -     | 600          | 1 500         | 5 800                    |
| NOT REPORTED . . . . .                               | 300  | -              | -                     | -             | -                        | 300             | -     | -            | -             | 300                      |
| DIFFERENT HEAD IN PRESENT AND PREVIOUS UNIT. . . . . | 38 200                                       | 4 800          | 200                   | 900           | 3 700                    | 33 300          | 1 100 | 13 600       | 14 300        | 4 400                    |
| <b>IN CENTRAL CITY(S)</b>                            |  |                |                       |               |                          |                 |       |              |               |                          |
| UNITS OCCUPIED BY RECENT MOVERS. . . . .             | 42 100                                       | 5 300          | 1 000                 | 800           | 3 600                    | 36 800          | 2 300 | 13 200       | 10 700        | 10 600                   |
| SAME HEAD IN PRESENT AND PREVIOUS UNIT . . . . .     | 26 600                                       | 4 000          | 800                   | 600           | 2 600                    | 22 600          | 1 300 | 7 400        | 6 100         | 7 700                    |
| OWNER OCCUPIED . . . . .                             | 2 400  | 1 000          | -                     | -             | 1 000                    | 1 400           | 300   | 500          | 200           | 500                      |
| NONE AND 1 BEDROOM . . . . .                         | 300  | 300            | -                     | -             | 300                      | -               | -     | -            | -             | -                        |
| 2 BEDROOMS . . . . .                                 | 300  | -              | -                     | -             | -                        | 300             | 200   | 200          | -             | -                        |
| 3 BEDROOMS OR MORE . . . . .                         | 1 600  | 500            | -                     | -             | 500                      | 1 100           | 200   | 300          | 200           | 500                      |
| NOT REPORTED . . . . .                               | 200  | 200            | -                     | -             | 200                      | -               | -     | -            | -             | -                        |
| RENTER OCCUPIED. . . . .                             | 24 200                                       | 3 100          | 800                   | 600           | 1 600                    | 21 100          | 1 000 | 7 000        | 5 900         | 7 300                    |
| NONE . . . . .                                       | 1 400  | -              | -                     | -             | -                        | 1 400           | 700   | 600          | 200           | -                        |
| 1 BEDROOM . . . . .                                  | 7 300  | 1 500          | 800                   | 300           | 300                      | 5 800           | 300   | 3 600        | 800           | 1 100                    |
| 2 BEDROOMS . . . . .                                 | 10 100                                       | 800            | -                     | 300           | 500                      | 9 300           | -     | 2 300        | 4 500         | 2 600                    |
| 3 BEDROOMS OR MORE . . . . .                         | 5 100  | 800            | -                     | -             | 800                      | 4 400           | -     | 500          | 500           | 3 400                    |
| NOT REPORTED . . . . .                               | 200  | -              | -                     | -             | -                        | 200             | -     | -            | -             | 200                      |
| DIFFERENT HEAD IN PRESENT AND PREVIOUS UNIT. . . . . | 15 500                                       | 1 300          | 200                   | 200           | 1 000                    | 14 300          | 1 000 | 5 800        | 4 600         | 2 900                    |
| <b>NOT IN CENTRAL CITY(S)</b>                        |  |                |                       |               |                          |                 |       |              |               |                          |
| UNITS OCCUPIED BY RECENT MOVERS. . . . .             | 71 200                                       | 25 500         | 900                   | 6 000         | 18 600                   | 45 700          | 100   | 15 600       | 21 300        | 8 600                    |
| SAME HEAD IN PRESENT AND PREVIOUS UNIT . . . . .     | 48 600                                       | 22 000         | 900                   | 5 200         | 15 800                   | 26 600          | -     | 7 900        | 11 600        | 7 100                    |
| OWNER OCCUPIED . . . . .                             | 16 300                                       | 12 200         | 500                   | 2 000         | 9 800                    | 4 100           | -     | 1 400        | 1 400         | 1 200                    |
| NONE AND 1 BEDROOM . . . . .                         | 600  | 300            | -                     | -             | 300                      | 300             | -     | 300          | -             | -                        |
| 2 BEDROOMS . . . . .                                 | 3 200  | 2 500          | 200                   | 600           | 1 700                    | 800             | -     | 100          | 300           | 300                      |
| 3 BEDROOMS OR MORE . . . . .                         | 12 400                                       | 9 400          | 300                   | 1 400         | 7 700                    | 3 000           | -     | 1 000        | 1 100         | 900                      |
| NOT REPORTED . . . . .                               | -  | -              | -                     | -             | -                        | -               | -     | -            | -             | -                        |
| RENTER OCCUPIED. . . . .                             | 32 300                                       | 9 800          | 500                   | 3 200         | 6 100                    | 22 500          | -     | 6 500        | 10 200        | 5 900                    |
| NONE . . . . .                                       | 200  | -              | -                     | -             | -                        | 200             | -     | -            | 200           | -                        |
| 1 BEDROOM . . . . .                                  | 11 500                                       | 2 000          | 200                   | 800           | 1 100                    | 9 500           | -     | 4 500        | 3 600         | 1 400                    |
| 2 BEDROOMS . . . . .                                 | 15 300                                       | 6 200          | 200                   | 2 300         | 3 700                    | 9 100           | -     | 1 900        | 5 400         | 1 900                    |
| 3 BEDROOMS OR MORE . . . . .                         | 5 200  | 1 600          | 200                   | 100           | 1 300                    | 3 700           | -     | 200          | 1 100         | 2 400                    |
| NOT REPORTED . . . . .                               | 200  | -              | -                     | -             | -                        | 200             | -     | -            | -             | 200                      |
| DIFFERENT HEAD IN PRESENT AND PREVIOUS UNIT. . . . . | 22 600                                       | 3 500          | -                     | 800           | 2 800                    | 19 100          | 100   | 7 800        | 9 500         | 1 500                    |

TABLE 6. TENURE, PLUMBING FACILITIES, AND LOCATION OF PRESENT UNIT BY TENURE AND PLUMBING FACILITIES OF PREVIOUS UNIT: 1976  
 (DATA BASED ON SAMPLE. SEE TEXT. FOR MINIMUM BASE FOR DERIVED FIGURES (PERCENT, MEDIAN, ETC.) AND MEANING OF SYMBOLS, SEE TEXT)

| PREVIOUS UNIT: TENURE AND PLUMBING FACILITIES<br>BALTIMORE, MD. | PRESENT UNIT: TENURE, PLUMBING FACILITIES, AND LOCATION |                |                                    |  |                 |                                    |  |
|---|---|----------------|------------------------------------|--|-----------------|------------------------------------|--|
|   | TOTAL   | OWNER OCCUPIED |                                    |  | RENTER OCCUPIED |                                    |  |
|   |   | TOTAL          | WITH ALL<br>PLUMBING<br>FACILITIES | LACKING<br>SOME OR ALL<br>PLUMBING<br>FACILITIES | TOTAL           | WITH ALL<br>PLUMBING<br>FACILITIES | LACKING<br>SOME OR ALL<br>PLUMBING<br>FACILITIES |
| SMSA TOTAL  |   |                |                                    |  |                 |                                    |  |
| UNITS OCCUPIED BY RECENT MOVERS. . . . .                        | 113 300   | 30 800         | 30 800                             | -  | 82 500          | 81 500                             | 1 000  |
| SAME HEAD IN PRESENT AND PREVIOUS UNIT . . . . .                | 75 100  | 26 000         | 26 000                             | -  | 49 100          | 48 700                             | 500  |
| OWNER OCCUPIED . . . . .  | 18 700  | 13 200         | 13 200                             | -  | 5 500           | 5 500                              | -  |
| WITH ALL PLUMBING FACILITIES . . . . .                          | 16 900  | 12 200         | 12 200                             | -  | 4 700           | 4 700                              | -  |
| LACKING SOME OR ALL PLUMBING FACILITIES. . . . .                | 200   | 200            | 200                                | -  | -               | -                                  | -  |
| NOT REPORTED . . . . .  | 1 600   | 800            | 800                                | -  | 800             | 800                                | -  |
| RENTER OCCUPIED. . . . .  | 56 500  | 12 800         | 12 800                             | -  | 43 700          | 43 200                             | 500  |
| WITH ALL PLUMBING FACILITIES . . . . .                          | 49 900  | 11 400         | 11 400                             | -  | 38 400          | 38 300                             | 200  |
| LACKING SOME OR ALL PLUMBING FACILITIES. . . . .                | 1 000   | -              | -                                  | -  | 1 000           | 600                                | 300  |
| NOT REPORTED . . . . .  | 5 700   | 1 400          | 1 400                              | -  | 4 300           | 4 300                              | -  |
| DIFFERENT HEAD IN PRESENT AND PREVIOUS UNIT. . . . .            | 38 200  | 4 800          | 4 800                              | -  | 33 300          | 32 800                             | 500  |
| IN CENTRAL CITY(S)  |   |                |                                    |  |                 |                                    |  |
| UNITS OCCUPIED BY RECENT MOVERS. . . . .                        | 42 100  | 5 300          | 5 300                              | -  | 36 800          | 36 000                             | 800  |
| SAME HEAD IN PRESENT AND PREVIOUS UNIT . . . . .                | 26 600  | 4 000          | 4 000                              | -  | 22 600          | 22 100                             | 500  |
| OWNER OCCUPIED . . . . .  | 2 400   | 1 000          | 1 000                              | -  | 1 400           | 1 400                              | -  |
| WITH ALL PLUMBING FACILITIES . . . . .                          | 2 200   | 1 000          | 1 000                              | -  | 1 300           | 1 300                              | -  |
| LACKING SOME OR ALL PLUMBING FACILITIES. . . . .                | -   | -              | -                                  | -  | -               | -                                  | -  |
| NOT REPORTED . . . . .  | 200   | -              | -                                  | -  | 200             | 200                                | -  |
| RENTER OCCUPIED. . . . .  | 24 200  | 3 100          | 3 100                              | -  | 21 100          | 20 600                             | 500  |
| WITH ALL PLUMBING FACILITIES . . . . .                          | 21 900  | 2 700          | 2 700                              | -  | 19 200          | 19 000                             | 200  |
| LACKING SOME OR ALL PLUMBING FACILITIES. . . . .                | 700   | -              | -                                  | -  | 700             | 300                                | 300  |
| NOT REPORTED . . . . .  | 1 600   | 300            | 300                                | -  | 1 300           | 1 300                              | -  |
| DIFFERENT HEAD IN PRESENT AND PREVIOUS UNIT. . . . .            | 15 500  | 1 300          | 1 300                              | -  | 14 300          | 13 900                             | 300  |
| NOT IN CENTRAL CITY(S)  |   |                |                                    |  |                 |                                    |  |
| UNITS OCCUPIED BY RECENT MOVERS. . . . .                        | 71 200  | 25 500         | 25 500                             | -  | 45 700          | 45 500                             | 100  |
| SAME HEAD IN PRESENT AND PREVIOUS UNIT . . . . .                | 48 600  | 22 000         | 22 000                             | -  | 26 600          | 26 000                             | -  |
| OWNER OCCUPIED . . . . .  | 16 300  | 12 200         | 12 200                             | -  | 4 100           | 4 100                              | -  |
| WITH ALL PLUMBING FACILITIES . . . . .                          | 14 700  | 11 300         | 11 300                             | -  | 3 400           | 3 400                              | -  |
| LACKING SOME OR ALL PLUMBING FACILITIES. . . . .                | 200   | 200            | 200                                | -  | -               | -                                  | -  |
| NOT REPORTED . . . . .  | 1 400   | 800            | 800                                | -  | 600             | 600                                | -  |
| RENTER OCCUPIED. . . . .  | 32 300  | 9 800          | 9 800                              | -  | 22 500          | 22 500                             | -  |
| WITH ALL PLUMBING FACILITIES . . . . .                          | 28 000  | 8 700          | 8 700                              | -  | 19 300          | 19 300                             | -  |
| LACKING SOME OR ALL PLUMBING FACILITIES. . . . .                | 300   | -              | -                                  | -  | 300             | 300                                | -  |
| NOT REPORTED . . . . .  | 4 000   | 1 100          | 1 100                              | -  | 2 900           | 2 900                              | -  |
| DIFFERENT HEAD IN PRESENT AND PREVIOUS UNIT. . . . .            | 22 600  | 3 500          | 3 500                              | -  | 19 100          | 18 900                             | 100  |

TABLE 7. TENURE, PERSONS PER ROOM, AND LOCATION OF PRESENT UNIT BY TENURE AND PERSONS PER ROOM OF PREVIOUS UNIT: 1976  
 (DATA BASED ON SAMPLE, SEE TEXT. FOR MINIMUM BASE FOR DERIVED FIGURES (PERCENT, MEDIAN, ETC.) AND MEANING OF SYMBOLS, SEE TEXT)

| PREVIOUS UNIT: TENURE AND PERSONS PER ROOM<br>BALTIMORE, MD. | TOTAL   | PRESENT UNIT: TENURE BY PERSONS PER ROOM AND LOCATION |              |              |                 |              |              |
|--|---------|---|--------------|--------------|-----------------|--------------|--------------|
|  |         | OWNER OCCUPIED  |              |              | RENTER OCCUPIED |              |              |
|  |         | TOTAL   | 1.00 OR LESS | 1.01 OR MORE | TOTAL           | 1.00 OR LESS | 1.01 OR MORE |
| SMSA TOTAL   |         |   |              |              |                 |              |              |
| UNITS OCCUPIED BY RECENT MOVERS. . . . .                     | 113 300 | 30 800  | 30 400       | 500          | 52 500          | 78 800       | 3 700        |
| SAME HEAD IN PRESENT AND PREVIOUS UNIT . . . . .             | 75 100  | 26 000  | 25 700       | 300          | 49 100          | 46 600       | 2 600        |
| OWNER OCCUPIED . . . . .                                     | 18 700  | 13 200  | 13 000       | 200          | 5 500           | 5 200        | 300          |
| 1.00 OR LESS . . . . .                                       | 17 900  | 12 600  | 12 400       | 200          | 5 300           | 5 000        | 300          |
| 1.01 OR MORE . . . . .                                       | 600     | 500   | 500          | -            | 100             | 100          | -            |
| NOT REPORTED . . . . .                                       | 200     | 200   | 200          | -            | -               | -            | -            |
| RENTER OCCUPIED . . . . .                                    | 56 500  | 12 800  | 12 700       | 100          | 43 700          | 41 400       | 2 200        |
| 1.00 OR LESS . . . . .                                       | 53 100  | 12 300  | 12 200       | 100          | 40 800          | 39 600       | 1 100        |
| 1.01 OR MORE . . . . .                                       | 2 900   | 500   | 500          | -            | 2 400           | 1 500        | 900          |
| NOT REPORTED . . . . .                                       | 500     | -   | -            | -            | 500             | 300          | 200          |
| DIFFERENT HEAD IN PRESENT AND PREVIOUS UNIT. . . . .         | 38 200  | 4 800   | 4 700        | 200          | 33 300          | 32 200       | 1 100        |
| IN CENTRAL CITY(S)   |         |   |              |              |                 |              |              |
| UNITS OCCUPIED BY RECENT MOVERS. . . . .                     | 42 100  | 5 300   | 5 300        | -            | 36 800          | 34 400       | 2 400        |
| SAME HEAD IN PRESENT AND PREVIOUS UNIT . . . . .             | 26 600  | 4 000   | 4 000        | -            | 22 600          | 20 800       | 1 800        |
| OWNER OCCUPIED . . . . .                                     | 2 400   | 1 000   | 1 000        | -            | 1 400           | 1 400        | -            |
| 1.00 OR LESS . . . . .                                       | 2 200   | 800   | 800          | -            | 1 400           | 1 400        | -            |
| 1.01 OR MORE . . . . .                                       | -       | -   | -            | -            | -               | -            | -            |
| NOT REPORTED . . . . .                                       | 200     | 200   | 200          | -            | -               | -            | -            |
| RENTER OCCUPIED . . . . .                                    | 24 200  | 3 100   | 3 100        | -            | 21 100          | 19 400       | 1 800        |
| 1.00 OR LESS . . . . .                                       | 21 500  | 2 900   | 2 900        | -            | 18 500          | 17 700       | 800          |
| 1.01 OR MORE . . . . .                                       | 2 400   | 200   | 200          | -            | 2 200           | 1 500        | 800          |
| NOT REPORTED . . . . .                                       | 300     | -   | -            | -            | 300             | 200          | 200          |
| DIFFERENT HEAD IN PRESENT AND PREVIOUS UNIT. . . . .         | 15 500  | 1 300   | 1 300        | -            | 14 300          | 13 600       | 600          |
| NOT IN CENTRAL CITY(S)                                       |         |   |              |              |                 |              |              |
| UNITS OCCUPIED BY RECENT MOVERS. . . . .                     | 71 200  | 25 500  | 25 100       | 500          | 45 700          | 44 400       | 1 200        |
| SAME HEAD IN PRESENT AND PREVIOUS UNIT . . . . .             | 48 600  | 22 000  | 21 700       | 300          | 26 600          | 25 800       | 800          |
| OWNER OCCUPIED . . . . .                                     | 16 300  | 12 200  | 12 100       | 200          | 4 100           | 3 700        | 300          |
| 1.00 OR LESS . . . . .                                       | 15 700  | 11 800  | 11 600       | 200          | 3 900           | 3 600        | 300          |
| 1.01 OR MORE . . . . .                                       | 600     | 500   | 500          | -            | 100             | 100          | -            |
| NOT REPORTED . . . . .                                       | -       | -   | -            | -            | -               | -            | -            |
| RENTER OCCUPIED . . . . .                                    | 32 300  | 9 800   | 9 600        | 100          | 22 500          | 22 100       | 500          |
| 1.00 OR LESS . . . . .                                       | 31 700  | 9 400   | 9 300        | 100          | 22 200          | 21 900       | 300          |
| 1.01 OR MORE . . . . .                                       | 500     | 300   | 300          | -            | 200             | -            | 200          |
| NOT REPORTED . . . . .                                       | 200     | -   | -            | -            | 200             | 200          | -            |
| DIFFERENT HEAD IN PRESENT AND PREVIOUS UNIT. . . . .         | 22 600  | 3 500   | 3 400        | 200          | 19 100          | 18 600       | 500          |

TABLE 8. VALUE AND LOCATION OF PRESENT PROPERTY BY VALUE OF PREVIOUS PROPERTY: 1976

(DATA BASED ON SAMPLE, SEE TEXT. FOR MINIMUM BASE FOR DERIVED FIGURES (PERCENT, MEDIAN, ETC.) AND MEANING OF SYMBOLS, SEE TEXT)

| PREVIOUS PROPERTY: VALUE<br>BALTIMORE, MD.           | PRESENT PROPERTY: VALUE AND LOCATION  |                          |                            |                            |                            |                            |                            |                            |                        |       |                                   |
|--|---------------------------------------|--------------------------|----------------------------|----------------------------|----------------------------|----------------------------|----------------------------|----------------------------|------------------------|-------|-----------------------------------|
|  | SPECIFIED OWNER OCCUPIED <sup>1</sup> |                          |                            |                            |                            |                            |                            |                            |                        |       | ALL<br>OTHER<br>OCCUPIED<br>UNITS |
|  | TOTAL                                 | LESS<br>THAN<br>\$10,000 | \$10,000<br>TO<br>\$19,999 | \$20,000<br>TO<br>\$24,999 | \$25,000<br>TO<br>\$29,999 | \$30,000<br>TO<br>\$34,999 | \$35,000<br>TO<br>\$39,999 | \$40,000<br>TO<br>\$49,999 | \$50,000<br>OR<br>MORE |       |                                   |
|  | SMSA TOTAL                            |                          |                            |                            |                            |                            |                            |                            |                        |       |                                   |
| UNITS OCCUPIED BY RECENT MOVERS. . . . .             | 113 300                               | 24 000                   | 300                        | 1 600                      | 600                        | 2 000                      | 2 800                      | 2 800                      | 4 400                  | 9 500 | 89 300                            |
| SAME HEAD IN PRESENT AND PREVIOUS UNIT . . . . .     | 75 100                                | 20 300                   | 200                        | 1 200                      | 600                        | 1 700                      | 2 300                      | 2 500                      | 3 700                  | 7 900 | 54 900                            |
| SPECIFIED OWNER OCCUPIED <sup>1</sup> . . . . .      | 15 900                                | 9 300                    | -                          | 200                        | 200                        | 200                        | 500                        | 500                        | 2 200                  | 5 800 | 6 500                             |
| LESS THAN \$10,000. . . . .                          | 300                                   | 200                      | -                          | -                          | -                          | -                          | -                          | -                          | -                      | 200   | 200                               |
| \$10,000 TO \$19,999 . . . . .                       | 300                                   | -                        | -                          | -                          | -                          | -                          | -                          | -                          | -                      | -     | 300                               |
| \$20,000 TO \$24,999 . . . . .                       | 1 200                                 | 900                      | -                          | -                          | -                          | -                          | -                          | -                          | -                      | -     | 300                               |
| \$25,000 TO \$29,999 . . . . .                       | 2 800                                 | 1 600                    | -                          | -                          | 200                        | 200                        | 200                        | 200                        | 200                    | 300   | 300                               |
| \$30,000 TO \$34,999 . . . . .                       | 1 500                                 | 1 200                    | -                          | -                          | -                          | -                          | 300                        | 800                        | 300                    | 1 300 | 300                               |
| \$35,000 TO \$39,999 . . . . .                       | 1 600                                 | 1 200                    | -                          | -                          | -                          | -                          | 200                        | 500                        | 600                    | 300   | 300                               |
| \$40,000 TO \$49,999 . . . . .                       | 3 100                                 | 1 400                    | -                          | -                          | -                          | -                          | -                          | 200                        | 600                    | 800   | 800                               |
| \$50,000 OR MORE. . . . .                            | 4 200                                 | 3 100                    | -                          | 200                        | -                          | -                          | -                          | -                          | 300                    | 900   | 1 700                             |
| NOT REPORTED . . . . .                               | 800                                   | 200                      | -                          | -                          | -                          | -                          | 200                        | -                          | 300                    | 2 800 | 1 100                             |
| ALL OTHER OCCUPIED UNITS . . . . .                   | 59 300                                | 10 900                   | 200                        | 1 100                      | 500                        | 1 600                      | 1 900                      | 2 000                      | 1 600                  | 2 200 | 48 300                            |
| DIFFERENT HEAD IN PRESENT AND PREVIOUS UNIT. . . . . | 38 200                                | 3 800                    | 200                        | 300                        | -                          | 300                        | 500                        | 300                        | 600                    | 1 500 | 34 400                            |
|  | IN CENTRAL CITY(S)                    |                          |                            |                            |                            |                            |                            |                            |                        |       |                                   |
| UNITS OCCUPIED BY RECENT MOVERS. . . . .             | 42 100                                | 4 800                    | 300                        | 1 100                      | 500                        | 800                        | 1 000                      | 500                        | 200                    | 500   | 37 300                            |
| SAME HEAD IN PRESENT AND PREVIOUS UNIT . . . . .     | 26 600                                | 3 700                    | 200                        | 800                        | 500                        | 600                        | 700                        | 500                        | -                      | 500   | 22 900                            |
| SPECIFIED OWNER OCCUPIED <sup>1</sup> . . . . .      | 1 900                                 | 700                      | -                          | -                          | 200                        | -                          | 200                        | 200                        | -                      | 200   | 1 300                             |
| LESS THAN \$10,000. . . . .                          | -                                     | -                        | -                          | -                          | -                          | -                          | -                          | -                          | -                      | -     | -                                 |
| \$10,000 TO \$19,999 . . . . .                       | 200                                   | -                        | -                          | -                          | -                          | -                          | -                          | -                          | -                      | -     | 200                               |
| \$20,000 TO \$24,999 . . . . .                       | 200                                   | -                        | -                          | -                          | -                          | -                          | -                          | -                          | -                      | -     | 200                               |
| \$25,000 TO \$29,999 . . . . .                       | 600                                   | 300                      | -                          | -                          | 200                        | -                          | -                          | 200                        | -                      | -     | 300                               |
| \$30,000 TO \$34,999 . . . . .                       | -                                     | -                        | -                          | -                          | -                          | -                          | -                          | -                          | -                      | -     | -                                 |
| \$35,000 TO \$39,999 . . . . .                       | 200                                   | -                        | -                          | -                          | -                          | -                          | -                          | -                          | -                      | -     | 200                               |
| \$40,000 TO \$49,999 . . . . .                       | 200                                   | -                        | -                          | -                          | -                          | -                          | -                          | -                          | -                      | -     | 200                               |
| \$50,000 OR MORE. . . . .                            | 200                                   | 200                      | -                          | -                          | -                          | -                          | -                          | -                          | -                      | 200   | -                                 |
| NOT REPORTED . . . . .                               | 500                                   | 200                      | -                          | -                          | -                          | -                          | 200                        | -                          | -                      | -     | 300                               |
| ALL OTHER OCCUPIED UNITS . . . . .                   | 24 600                                | 3 000                    | 200                        | 800                        | 300                        | 600                        | 500                        | 300                        | -                      | 300   | 21 600                            |
| DIFFERENT HEAD IN PRESENT AND PREVIOUS UNIT. . . . . | 15 500                                | 1 100                    | 200                        | 300                        | -                          | 200                        | 300                        | -                          | 200                    | -     | 14 400                            |
|  | NOT IN CENTRAL CITY(S)                |                          |                            |                            |                            |                            |                            |                            |                        |       |                                   |
| UNITS OCCUPIED BY RECENT MOVERS. . . . .             | 71 200                                | 19 200                   | -                          | 500                        | 100                        | 1 200                      | 1 900                      | 2 300                      | 4 200                  | 9 000 | 52 000                            |
| SAME HEAD IN PRESENT AND PREVIOUS UNIT . . . . .     | 48 600                                | 16 600                   | -                          | 500                        | 100                        | 1 100                      | 1 700                      | 2 000                      | 3 700                  | 7 500 | 32 000                            |
| SPECIFIED OWNER OCCUPIED <sup>1</sup> . . . . .      | 14 000                                | 8 700                    | -                          | 200                        | -                          | 200                        | 300                        | 300                        | 2 200                  | 5 600 | 5 300                             |
| LESS THAN \$10,000. . . . .                          | 300                                   | 200                      | -                          | -                          | -                          | -                          | -                          | -                          | -                      | 200   | 200                               |
| \$10,000 TO \$19,999 . . . . .                       | 100                                   | -                        | -                          | -                          | -                          | -                          | -                          | -                          | -                      | -     | 100                               |
| \$20,000 TO \$24,999 . . . . .                       | 1 100                                 | 900                      | -                          | -                          | -                          | -                          | -                          | -                          | -                      | -     | 100                               |
| \$25,000 TO \$29,999 . . . . .                       | 2 200                                 | 1 200                    | -                          | -                          | -                          | 200                        | 200                        | 200                        | 200                    | 300   | 200                               |
| \$30,000 TO \$34,999 . . . . .                       | 1 500                                 | 1 200                    | -                          | -                          | -                          | -                          | 200                        | 200                        | 800                    | 300   | 900                               |
| \$35,000 TO \$39,999 . . . . .                       | 1 400                                 | 800                      | -                          | -                          | -                          | -                          | -                          | -                          | 500                    | 600   | 300                               |
| \$40,000 TO \$49,999 . . . . .                       | 2 900                                 | 1 400                    | -                          | -                          | -                          | -                          | -                          | -                          | 200                    | 600   | 600                               |
| \$50,000 OR MORE. . . . .                            | 4 000                                 | 2 900                    | -                          | 200                        | -                          | -                          | -                          | -                          | 300                    | 900   | 1 500                             |
| NOT REPORTED . . . . .                               | 300                                   | -                        | -                          | -                          | -                          | -                          | -                          | -                          | 300                    | 2 600 | 1 100                             |
| ALL OTHER OCCUPIED UNITS . . . . .                   | 34 600                                | 7 900                    | -                          | 300                        | 100                        | 900                        | 1 400                      | 1 700                      | 1 600                  | 1 900 | 26 700                            |
| DIFFERENT HEAD IN PRESENT AND PREVIOUS UNIT. . . . . | 22 600                                | 2 600                    | -                          | -                          | -                          | 200                        | 200                        | 300                        | 500                    | 1 500 | 20 000                            |

<sup>1</sup>LIMITED TO 1-FAMILY HOMES ON LESS THAN 10 ACRES AND NO BUSINESS ON PROPERTY.

TABLE 9. GROSS RENT AND LOCATION OF PRESENT UNIT BY GROSS RENT OF PREVIOUS UNIT: 1976

(DATA BASED ON SAMPLE, SEE TEXT. FOR MINIMUM BASE FOR DERIVED FIGURES (PERCENT, MEDIAN, ETC.) AND MEANING OF SYMBOLS, SEE TEXT)

| PREVIOUS UNIT: GROSS RENT<br>BALTIMORE, MD.           | PRESENT UNIT: GROSS RENT AND LOCATION  |                      |                    |                      |                      |                      |                      |                      |                     |                    |       | ALL<br>OTHER<br>OCCUPIED<br>UNITS |
|---|--|----------------------|--------------------|----------------------|----------------------|----------------------|----------------------|----------------------|---------------------|--------------------|-------|-----------------------------------|
|   | SPECIFIED RENTER OCCUPIED <sup>1</sup> |                      |                    |                      |                      |                      |                      |                      |                     |                    |       |                                   |
|   | TOTAL                                  | LESS<br>THAN<br>\$70 | \$70<br>TO<br>\$99 | \$100<br>TO<br>\$124 | \$125<br>TO<br>\$149 | \$150<br>TO<br>\$174 | \$175<br>TO<br>\$199 | \$200<br>TO<br>\$249 | \$250<br>OR<br>MORE | NO<br>CASH<br>RENT |       |                                   |
|   | SMSA TOTAL                             |                      |                    |                      |                      |                      |                      |                      |                     |                    |       |                                   |
| UNITS OCCUPIED BY RECENT MOVERS . . . . .             | 113 300                                | 82 200               | 1 100              | 3 200                | 5 700                | 8 000                | 11 600               | 11 600               | 22 900              | 16 900             | 1 200 | 31 100                            |
| SAME HEAD IN PRESENT AND PREVIOUS UNIT. . . . .       | 75 100                                 | 48 800               | 600                | 1 500                | 2 800                | 4 800                | 7 200                | 6 400                | 12 900              | 11 700             | 900   | 26 300                            |
| SPECIFIED RENTER OCCUPIED <sup>1</sup> . . . . .      | 55 500                                 | 42 700               | 600                | 1 300                | 2 700                | 4 300                | 6 900                | 5 600                | 11 100              | 9 500              | 600   | 12 800                            |
| LESS THAN \$70 . . . . .                              | 500                                    | 500                  | -                  | 200                  | 200                  | 200                  | -                    | -                    | -                   | -                  | -     | -                                 |
| \$70 TO \$99. . . . .                                 | 3 000                                  | 2 700                | 200                | 700                  | 600                  | 500                  | -                    | 600                  | 200                 | -                  | -     | 300                               |
| \$100 TO \$124. . . . .                               | 5 000                                  | 4 200                | -                  | 500                  | 600                  | 1 000                | 1 100                | 300                  | 600                 | 200                | -     | 800                               |
| \$125 TO \$149. . . . .                               | 7 400                                  | 6 000                | 200                | -                    | 300                  | 700                  | 2 400                | 600                  | 1 200               | 600                | -     | 1 400                             |
| \$150 TO \$174. . . . .                               | 8 100                                  | 6 500                | 200                | -                    | 300                  | 600                  | 1 300                | 900                  | 1 900               | 900                | 300   | 1 600                             |
| \$175 TO \$199. . . . .                               | 8 100                                  | 5 900                | 200                | -                    | 100                  | 300                  | 1 000                | 1 200                | 1 900               | 1 100              | -     | 2 200                             |
| \$200 TO \$249. . . . .                               | 12 400                                 | 8 200                | -                  | -                    | 200                  | 600                  | 600                  | 1 100                | 3 200               | 2 400              | 200   | 4 200                             |
| \$250 OR MORE. . . . .                                | 9 600                                  | 7 500                | -                  | -                    | -                    | 300                  | -                    | 800                  | 2 200               | 4 200              | -     | 2 200                             |
| NO CASH RENT. . . . .                                 | 1 000                                  | 800                  | -                  | -                    | 200                  | 200                  | 200                  | -                    | -                   | 200                | 100   | 200                               |
| RENT NOT REPORTED . . . . .                           | 500                                    | 500                  | -                  | -                    | 200                  | -                    | 300                  | -                    | -                   | -                  | -     | -                                 |
| ALL OTHER OCCUPIED UNITS. . . . .                     | 19 600                                 | 6 100                | -                  | 200                  | 100                  | 500                  | 300                  | 800                  | 1 700               | 2 200              | 300   | 13 500                            |
| DIFFERENT HEAD IN PRESENT AND PREVIOUS UNIT . . . . . | 38 200                                 | 33 300               | 500                | 1 700                | 2 800                | 3 200                | 4 400                | 5 200                | 10 100              | 5 200              | 300   | 4 800                             |
|   | IN CENTRAL CITY(S)                     |                      |                    |                      |                      |                      |                      |                      |                     |                    |       |                                   |
| UNITS OCCUPIED BY RECENT MOVERS . . . . .             | 42 100                                 | 36 800               | 1 100              | 2 600                | 4 100                | 6 000                | 6 700                | 5 600                | 6 900               | 3 600              | 300   | 5 300                             |
| SAME HEAD IN PRESENT AND PREVIOUS UNIT. . . . .       | 26 600                                 | 22 600               | 600                | 1 500                | 2 400                | 3 700                | 4 900                | 2 700                | 4 200               | 2 400              | 200   | 4 000                             |
| SPECIFIED RENTER OCCUPIED <sup>1</sup> . . . . .      | 23 900                                 | 20 800               | 600                | 1 300                | 2 400                | 3 300                | 4 700                | 2 600                | 3 900               | 1 900              | 200   | 3 100                             |
| LESS THAN \$70 . . . . .                              | 500                                    | 500                  | -                  | 200                  | 200                  | 200                  | -                    | -                    | -                   | -                  | -     | -                                 |
| \$70 TO \$99. . . . .                                 | 2 400                                  | 2 400                | 200                | 700                  | 600                  | 300                  | -                    | 600                  | -                   | -                  | -     | -                                 |
| \$100 TO \$124. . . . .                               | 3 400                                  | 2 900                | -                  | 500                  | 600                  | 600                  | 600                  | -                    | 500                 | -                  | -     | 500                               |
| \$125 TO \$149. . . . .                               | 3 100                                  | 2 800                | 200                | -                    | 300                  | 700                  | 1 500                | 200                  | -                   | -                  | -     | 300                               |
| \$150 TO \$174. . . . .                               | 4 800                                  | 4 000                | 200                | -                    | 300                  | 200                  | 800                  | 600                  | 1 100               | 600                | 200   | 800                               |
| \$175 TO \$199. . . . .                               | 3 200                                  | 2 600                | 200                | -                    | 100                  | 300                  | 800                  | 300                  | 500                 | 300                | -     | 600                               |
| \$200 TO \$249. . . . .                               | 3 700                                  | 3 200                | -                  | -                    | -                    | 500                  | 500                  | 600                  | 1 300               | 300                | -     | 500                               |
| \$250 OR MORE. . . . .                                | 1 900                                  | 1 600                | -                  | -                    | -                    | 300                  | 200                  | 200                  | 500                 | 600                | -     | 300                               |
| NO CASH RENT. . . . .                                 | 500                                    | 500                  | -                  | -                    | 200                  | 200                  | 200                  | -                    | -                   | -                  | -     | -                                 |
| RENT NOT REPORTED . . . . .                           | 300                                    | 300                  | -                  | -                    | -                    | -                    | 300                  | -                    | -                   | -                  | -     | -                                 |
| ALL OTHER OCCUPIED UNITS. . . . .                     | 2 700                                  | 1 700                | -                  | 200                  | -                    | 500                  | 200                  | 200                  | 300                 | 500                | -     | 1 000                             |
| DIFFERENT HEAD IN PRESENT AND PREVIOUS UNIT . . . . . | 15 500                                 | 14 300               | 500                | 1 100                | 1 700                | 2 300                | 1 800                | 2 900                | 2 700               | 1 200              | 200   | 1 300                             |
|   | NOT IN CENTRAL CITY(S)                 |                      |                    |                      |                      |                      |                      |                      |                     |                    |       |                                   |
| UNITS OCCUPIED BY RECENT MOVERS . . . . .             | 71 200                                 | 45 300               | -                  | 600                  | 1 500                | 2 000                | 4 900                | 6 000                | 16 000              | 13 300             | 900   | 25 800                            |
| SAME HEAD IN PRESENT AND PREVIOUS UNIT. . . . .       | 48 600                                 | 26 300               | -                  | -                    | 500                  | 1 100                | 2 300                | 3 700                | 8 700               | 9 300              | 800   | 22 300                            |
| SPECIFIED RENTER OCCUPIED <sup>1</sup> . . . . .      | 31 700                                 | 21 900               | -                  | -                    | 300                  | 1 100                | 2 200                | 3 100                | 7 300               | 7 600              | 500   | 9 800                             |
| LESS THAN \$70 . . . . .                              | -                                      | -                    | -                  | -                    | -                    | -                    | -                    | -                    | -                   | -                  | -     | -                                 |
| \$70 TO \$99. . . . .                                 | 600                                    | 300                  | -                  | -                    | -                    | 200                  | -                    | -                    | 200                 | -                  | -     | 300                               |
| \$100 TO \$124. . . . .                               | 1 700                                  | 1 400                | -                  | -                    | -                    | 300                  | 500                  | 100                  | 200                 | -                  | -     | 300                               |
| \$125 TO \$149. . . . .                               | 4 300                                  | 3 200                | -                  | -                    | -                    | -                    | 900                  | 500                  | 1 200               | 600                | -     | 1 100                             |
| \$150 TO \$174. . . . .                               | 3 200                                  | 2 500                | -                  | -                    | -                    | 400                  | 500                  | 300                  | 800                 | 300                | 200   | 800                               |
| \$175 TO \$199. . . . .                               | 4 800                                  | 3 300                | -                  | -                    | -                    | -                    | 200                  | 900                  | 1 400               | 800                | -     | 1 600                             |
| \$200 TO \$249. . . . .                               | 8 700                                  | 5 000                | -                  | -                    | 200                  | 200                  | 100                  | 500                  | 1 900               | 2 000              | 200   | 3 700                             |
| \$250 OR MORE. . . . .                                | 7 700                                  | 5 800                | -                  | -                    | -                    | -                    | -                    | 600                  | 1 700               | 3 500              | -     | 1 900                             |
| NO CASH RENT. . . . .                                 | 500                                    | 300                  | -                  | -                    | -                    | -                    | -                    | -                    | -                   | 200                | 100   | 200                               |
| RENT NOT REPORTED . . . . .                           | 200                                    | 200                  | -                  | -                    | 200                  | -                    | -                    | -                    | -                   | -                  | -     | -                                 |
| ALL OTHER OCCUPIED UNITS. . . . .                     | 16 900                                 | 4 400                | -                  | -                    | 100                  | -                    | 200                  | 600                  | 1 400               | 1 700              | 300   | 12 500                            |
| DIFFERENT HEAD IN PRESENT AND PREVIOUS UNIT . . . . . | 22 600                                 | 19 100               | -                  | 600                  | 1 100                | 900                  | 2 600                | 2 300                | 7 300               | 4 000              | 200   | 3 500                             |

<sup>1</sup>EXCLUDES 1-FAMILY HOMES ON 10 ACRES OR MORE.

TABLE 10. SELECTED CHARACTERISTICS OF ALL OCCUPIED HOUSING UNITS AND OF UNITS OCCUPIED BY RECENT MOVERS BY TENURE, FOR HOUSING UNITS WITH BLACK HOUSEHOLD HEAD: 1976

(DATA BASED ON SAMPLE, SEE TEXT. FOR MINIMUM BASE FOR DERIVED FIGURES (PERCENT, MEDIAN, ETC.) AND MEANING OF SYMBOLS, SEE TEXT)

| STANDARD METROPOLITAN STATISTICAL AREA<br>BALTIMORE, MD. | TOTAL        |               | IN CENTRAL CITY(S) |               | NOT IN CENTRAL CITY(S) |               |
|--|--------------|---------------|--------------------|---------------|------------------------|---------------|
|  | ALL OCCUPIED | RECENT MOVERS | ALL OCCUPIED       | RECENT MOVERS | ALL OCCUPIED           | RECENT MOVERS |
| ALL OCCUPIED HOUSING UNITS . . . . .                     | 150 000      | 28 200        | 121 900            | 21 500        | 28 200                 | 6 700         |
| TENURE AND PLUMBING                                      |              |               |                    |               |                        |               |
| OWNER OCCUPIED . . . . .                                 | 52 300       | 3 200         | 39 600             | 1 600         | 12 700                 | 1 500         |
| WITH ALL PLUMBING FACILITIES . . . . .                   | 51 000       | 3 200         | 39 600             | 1 600         | 11 400                 | 1 500         |
| LACKING SOME OR ALL PLUMBING FACILITIES . . . . .        | 1 300        | -             | -                  | -             | 1 300                  | -             |
| RENTER OCCUPIED . . . . .                                | 97 700       | 25 000        | 82 200             | 19 900        | 15 500                 | 5 200         |
| WITH ALL PLUMBING FACILITIES . . . . .                   | 96 700       | 24 700        | 81 900             | 19 700        | 14 800                 | 5 000         |
| LACKING SOME OR ALL PLUMBING FACILITIES . . . . .        | 1 100        | 300           | 300                | 200           | 800                    | 100           |
| UNITS IN STRUCTURE                                       |              |               |                    |               |                        |               |
| OWNER OCCUPIED . . . . .                                 | 52 300       | 3 200         | 39 600             | 1 600         | 12 700                 | 1 500         |
| 1 . . . . .  | 50 600       | 3 000         | 38 200             | 1 600         | 12 400                 | 1 400         |
| 2 TO 4 . . . . .   | 1 400        | -             | 1 400              | -             | -                      | -             |
| 5 OR MORE . . . . .                                      | -            | -             | -                  | -             | -                      | -             |
| MOBILE HOME OR TRAILER . . . . .                         | 300          | 200           | -                  | -             | 300                    | 200           |
| RENTER OCCUPIED . . . . .                                | 97 700       | 25 000        | 82 200             | 19 900        | 15 500                 | 5 200         |
| 1 . . . . .  | 44 400       | 7 800         | 38 600             | 6 700         | 5 800                  | 1 100         |
| 2 TO 4 . . . . .   | 25 300       | 7 500         | 23 600             | 6 800         | 1 700                  | 800           |
| 5 TO 19 . . . . .  | 22 700       | 8 400         | 15 400             | 5 400         | 7 200                  | 3 000         |
| 20 OR MORE . . . . .                                     | 5 200        | 1 300         | 4 600              | 1 000         | 600                    | 300           |
| MOBILE HOME OR TRAILER . . . . .                         | 200          | -             | -                  | -             | 200                    | -             |
| YEAR STRUCTURE BUILT                                     |              |               |                    |               |                        |               |
| OWNER OCCUPIED . . . . .                                 | 52 300       | 3 200         | 39 600             | 1 600         | 12 700                 | 1 500         |
| APRIL 1970 OR LATER . . . . .                            | 2 800        | 600           | -                  | -             | 2 800                  | 600           |
| 1965 TO MARCH 1970 . . . . .                             | 1 700        | 500           | 300                | 200           | 1 400                  | 300           |
| 1960 TO 1964 . . . . .                                   | 2 800        | 300           | 1 000              | 300           | 1 800                  | -             |
| 1950 TO 1959 . . . . .                                   | 7 200        | 800           | 5 100              | 500           | 2 100                  | 300           |
| 1940 TO 1949 . . . . .                                   | 8 300        | 300           | 7 000              | 200           | 1 300                  | 200           |
| 1939 OR EARLIER . . . . .                                | 29 500       | 600           | 26 300             | 500           | 3 300                  | 200           |
| RENTER OCCUPIED . . . . .                                | 97 700       | 25 000        | 82 200             | 19 900        | 15 500                 | 5 200         |
| APRIL 1970 OR LATER . . . . .                            | 5 400        | 3 200         | 1 400              | 700           | 4 100                  | 2 500         |
| 1965 TO MARCH 1970 . . . . .                             | 6 900        | 1 300         | 3 800              | 800           | 3 100                  | 500           |
| 1960 TO 1964 . . . . .                                   | 6 800        | 2 400         | 5 800              | 1 900         | 800                    | 500           |
| 1950 TO 1959 . . . . .                                   | 8 400        | 2 200         | 7 000              | 1 700         | 1 400                  | 500           |
| 1940 TO 1949 . . . . .                                   | 6 700        | 900           | 5 600              | 800           | 1 100                  | 100           |
| 1939 OR EARLIER . . . . .                                | 63 700       | 15 100        | 58 600             | 14 000        | 5 100                  | 1 100         |
| ROOMS  |              |               |                    |               |                        |               |
| OWNER OCCUPIED . . . . .                                 | 52 300       | 3 200         | 39 600             | 1 600         | 12 700                 | 1 500         |
| 1 AND 2 ROOMS . . . . .                                  | -            | -             | -                  | -             | -                      | -             |
| 3 ROOMS . . . . .  | 600          | -             | 500                | -             | 100                    | -             |
| 4 ROOMS . . . . .  | 1 500        | 200           | 800                | -             | 700                    | 200           |
| 5 ROOMS . . . . .  | 6 900        | 600           | 3 100              | 500           | 3 900                  | 200           |
| 6 ROOMS OR MORE . . . . .                                | 43 300       | 2 400         | 35 300             | 1 200         | 8 000                  | 1 200         |
| MEDIAN . . . . .   | 5.5+         | ...           | 5.5+               | ...           | 5.5+                   | ...           |
| RENTER OCCUPIED . . . . .                                | 97 700       | 25 000        | 82 200             | 19 900        | 15 500                 | 5 200         |
| 1 AND 2 ROOMS . . . . .                                  | 3 500        | 1 100         | 3 400              | 1 000         | 100                    | 100           |
| 3 ROOMS . . . . .  | 18 800       | 6 800         | 16 900             | 5 800         | 1 900                  | 900           |
| 4 ROOMS . . . . .  | 28 800       | 7 400         | 21 500             | 5 100         | 7 400                  | 2 400         |
| 5 ROOMS . . . . .  | 17 100       | 4 000         | 13 300             | 2 800         | 3 700                  | 1 200         |
| 6 ROOMS OR MORE . . . . .                                | 29 500       | 5 700         | 27 100             | 5 200         | 2 400                  | 500           |
| MEDIAN . . . . .   | 4.4          | 4.1           | 4.5                | 4.1           | 4.3                    | 4.1           |
| BEDROOMS   |              |               |                    |               |                        |               |
| OWNER OCCUPIED . . . . .                                 | 52 300       | 3 200         | 39 600             | 1 600         | 12 700                 | 1 500         |
| NONE AND 1 . . . . .                                     | 1 100        | 200           | 800                | -             | 300                    | 200           |
| 2 . . . . .  | 6 600        | 500           | 4 100              | 300           | 2 500                  | 200           |
| 3 OR MORE . . . . .                                      | 44 600       | 2 600         | 34 700             | 1 300         | 9 300                  | 1 200         |
| RENTER OCCUPIED . . . . .                                | 97 700       | 25 000        | 82 200             | 19 900        | 15 500                 | 5 200         |
| NONE . . . . .   | 2 200        | -             | 200                | -             | -                      | -             |
| 1 . . . . .  | 34 300       | 8 300         | 21 200             | 6 800         | 3 100                  | 1 700         |
| 2 . . . . .  | 38 100       | 9 500         | 29 500             | 7 000         | 8 600                  | 2 500         |
| 3 OR MORE . . . . .                                      | 35 200       | 7 200         | 31 400             | 6 300         | 3 300                  | 900           |
| PERSONS  |              |               |                    |               |                        |               |
| OWNER OCCUPIED . . . . .                                 | 52 300       | 3 200         | 39 600             | 1 600         | 12 700                 | 1 500         |
| 1 PERSON . . . . .                                       | 7 300        | 300           | 5 600              | -             | 1 800                  | 300           |
| 2 PERSONS . . . . .                                      | 10 900       | 600           | 8 700              | 500           | 2 100                  | 200           |
| 3 PERSONS . . . . .                                      | 11 800       | 800           | 7 800              | 500           | 3 900                  | 500           |
| 4 PERSONS . . . . .                                      | 9 900        | 1 100         | 6 900              | 300           | 2 900                  | 800           |
| 5 PERSONS . . . . .                                      | 5 500        | 300           | 4 600              | 300           | 900                    | -             |
| 6 PERSONS OR MORE . . . . .                              | 7 000        | -             | 5 900              | -             | 1 100                  | -             |
| MEDIAN . . . . .   | 3.2          | ...           | 3.2                | ...           | 3.1                    | ...           |
| RENTER OCCUPIED . . . . .                                | 97 700       | 25 000        | 82 200             | 19 900        | 15 500                 | 5 200         |
| 1 PERSON . . . . .                                       | 21 400       | 5 700         | 18 300             | 4 600         | 3 100                  | 1 100         |
| 2 PERSONS . . . . .                                      | 26 800       | 7 200         | 22 400             | 5 600         | 4 400                  | 1 600         |
| 3 PERSONS . . . . .                                      | 18 900       | 5 400         | 14 800             | 4 200         | 4 200                  | 1 300         |
| 4 PERSONS . . . . .                                      | 12 700       | 2 400         | 11 200             | 1 600         | 1 600                  | 600           |
| 5 PERSONS . . . . .                                      | 7 500        | 2 100         | 6 100              | 1 900         | 1 400                  | 100           |
| 6 PERSONS OR MORE . . . . .                              | 10 300       | 2 200         | 9 400              | 1 900         | 900                    | 300           |
| MEDIAN . . . . .   | 2.5          | 2.4           | 2.5                | 2.4           | 2.5                    | 2.4           |
| PERSONS PER ROOM   |              |               |                    |               |                        |               |
| OWNER OCCUPIED . . . . .                                 | 52 300       | 3 200         | 39 600             | 1 600         | 12 700                 | 1 500         |
| 1.00 OR LESS . . . . .                                   | 49 600       | 3 200         | 37 700             | 1 600         | 11 900                 | 1 500         |
| 1.01 OR MORE . . . . .                                   | 2 700        | -             | 1 900              | -             | 800                    | -             |
| RENTER OCCUPIED . . . . .                                | 97 700       | 25 000        | 82 200             | 19 900        | 15 500                 | 5 200         |
| 1.00 OR LESS . . . . .                                   | 88 800       | 23 100        | 74 000             | 18 100        | 14 700                 | 5 000         |
| 1.01 OR MORE . . . . .                                   | 8 900        | 1 900         | 8 200              | 1 800         | 800                    | 200           |



TABLE 10. SELECTED CHARACTERISTICS OF ALL OCCUPIED HOUSING UNITS AND OF UNITS OCCUPIED BY RECENT MOVERS BY TENURE, FOR HOUSING UNITS WITH BLACK HOUSEHOLD HEAD: 1976--CONTINUED

(DATA BASED ON SAMPLE, SEE TEXT, FOR MINIMUM BASE FOR DERIVED FIGURES (PERCENT, MEDIAN, ETC.) AND MEANING OF SYMBOLS, SEE TEXT)

| STANDARD METROPOLITAN STATISTICAL AREA<br>BALTIMORE, MD. | TOTAL        |               | IN CENTRAL CITY(S) |               | NOT IN CENTRAL CITY(S) |               |
|--|--------------|---------------|--------------------|---------------|------------------------|---------------|
|  | ALL OCCUPIED | RECENT MOVERS | ALL OCCUPIED       | RECENT MOVERS | ALL OCCUPIED           | RECENT MOVERS |
| <b>ALL OCCUPIED HOUSING UNITS--CONTINUED</b>             |              |               |                    |               |                        |               |
| <b>HOUSEHOLD COMPOSITION BY AGE OF HEAD</b>              |              |               |                    |               |                        |               |
| OWNER OCCUPIED.  | 52 300       | 3 200         | 39 600             | 1 600         | 12 700                 | 1 500         |
| 2-OR-MORE-PERSON HOUSEHOLDS                              | 45 000       | 2 900         | 34 100             | 1 600         | 10 900                 | 1 200         |
| MALE HEAD, WIFE PRESENT, NO NONRELATIVES.                | 29 700       | 2 100         | 21 800             | 1 300         | 7 900                  | 800           |
| UNDER 25 YEARS.  | 1 200        | 200           | 200                | -             | 300                    | 200           |
| 25 TO 29 YEARS.  | 1 600        | 700           | 1 100              | 700           | 500                    | -             |
| 30 TO 34 YEARS.  | 2 500        | 600           | 1 500              | 500           | 1 100                  | 200           |
| 35 TO 44 YEARS.  | 5 700        | 500           | 3 500              | 200           | 2 100                  | 300           |
| 45 TO 64 YEARS.  | 14 500       | 200           | 11 700             | -             | 2 700                  | 200           |
| 65 YEARS AND OVER  | 5 000        | -             | 3 800              | -             | 1 200                  | -             |
| OTHER MALE HEAD  | 4 500        | 200           | 3 600              | 200           | 900                    | -             |
| UNDER 65 YEARS.  | 2 800        | 200           | 2 300              | 200           | 500                    | -             |
| 65 YEARS AND OVER  | 1 700        | -             | 1 300              | -             | 400                    | -             |
| FEMALE HEAD  | 10 800       | 600           | 8 700              | 200           | 2 100                  | 500           |
| UNDER 65 YEARS.  | 8 800        | 600           | 7 400              | 200           | 1 400                  | 500           |
| 65 YEARS AND OVER  | 2 000        | -             | 1 300              | -             | 700                    | -             |
| 1-PERSON HOUSEHOLDS                                      | 7 300        | 300           | 5 600              | -             | 1 800                  | 300           |
| UNDER 65 YEARS.  | 4 100        | 300           | 3 500              | -             | 600                    | 300           |
| 65 YEARS AND OVER  | 3 200        | -             | 2 000              | -             | 1 100                  | -             |
| RENTER OCCUPIED  | 97 700       | 25 000        | 82 200             | 14 900        | 15 500                 | 5 200         |
| 2-OR-MORE-PERSON HOUSEHOLDS                              | 76 300       | 19 300        | 63 900             | 15 300        | 12 400                 | 4 100         |
| MALE HEAD, WIFE PRESENT, NO NONRELATIVES.                | 31 100       | 8 200         | 24 400             | 5 700         | 6 600                  | 2 500         |
| UNDER 25 YEARS.  | 2 300        | 1 300         | 1 500              | 600           | 800                    | 600           |
| 25 TO 29 YEARS.  | 6 100        | 2 700         | 4 100              | 1 800         | 2 000                  | 900           |
| 30 TO 34 YEARS.  | 4 400        | 1 800         | 3 200              | 1 100         | 1 200                  | 600           |
| 35 TO 44 YEARS.  | 7 100        | 1 000         | 6 000              | 700           | 1 100                  | 300           |
| 45 TO 64 YEARS.  | 8 400        | 1 000         | 7 200              | 1 000         | 1 200                  | -             |
| 65 YEARS AND OVER  | 2 800        | 500           | 2 500              | 500           | 300                    | -             |
| OTHER MALE HEAD  | 7 100        | 1 600         | 5 900              | 1 300         | 1 300                  | 300           |
| UNDER 65 YEARS.  | 6 500        | 1 600         | 5 400              | 1 300         | 1 100                  | 300           |
| 65 YEARS AND OVER  | 600          | -             | 500                | -             | 200                    | -             |
| FEMALE HEAD  | 38 100       | 9 600         | 33 600             | 8 300         | 4 500                  | 1 300         |
| UNDER 65 YEARS.  | 36 400       | 9 600         | 31 800             | 8 300         | 4 500                  | 1 300         |
| 65 YEARS AND OVER  | 1 800        | -             | 1 800              | -             | -                      | -             |
| 1-PERSON HOUSEHOLDS                                      | 21 400       | 5 700         | 18 300             | 4 600         | 3 100                  | 1 100         |
| UNDER 65 YEARS.  | 17 900       | 5 100         | 15 300             | 4 000         | 2 700                  | 1 100         |
| 65 YEARS AND OVER  | 3 500        | 600           | 3 000              | 600           | 500                    | -             |
| <b>OWN CHILDREN UNDER 18 YEARS OLD BY AGE GROUP</b>      |              |               |                    |               |                        |               |
| OWNER OCCUPIED.  | 52 300       | 3 200         | 39 600             | 1 600         | 12 700                 | 1 500         |
| NO OWN CHILDREN UNDER 18 YEARS.                          | 31 800       | 1 300         | 24 300             | 500           | 7 400                  | 800           |
| WITH OWN CHILDREN UNDER 18 YEARS.                        | 20 600       | 1 900         | 15 300             | 1 100         | 5 200                  | 800           |
| UNDER 6 YEARS ONLY.                                      | 1 900        | 700           | 700                | 500           | 1 300                  | 200           |
| 1  | 1 400        | 300           | 300                | 200           | 1 100                  | 200           |
| 2 OR MORE  | 500          | 300           | 300                | 300           | 200                    | -             |
| 6 TO 17 YEARS ONLY.                                      | 15 300       | 500           | 12 500             | 300           | 2 900                  | 200           |
| 1  | 6 500        | 300           | 5 800              | 300           | 600                    | -             |
| 2  | 4 500        | 200           | 2 900              | -             | 1 500                  | 200           |
| 3 OR MORE  | 4 400        | -             | 3 700              | -             | 800                    | -             |
| BOTH AGE GROUPS  | 3 300        | 800           | 2 200              | 300           | 1 100                  | 500           |
| 2  | 1 400        | 500           | 800                | 200           | 600                    | 300           |
| 3 OR MORE  | 1 900        | 300           | 1 400              | 200           | 500                    | 200           |
| RENTER OCCUPIED  | 97 700       | 25 000        | 82 200             | 19 900        | 15 500                 | 5 200         |
| NO OWN CHILDREN UNDER 18 YEARS.                          | 53 000       | 12 100        | 45 200             | 9 400         | 7 800                  | 2 700         |
| WITH OWN CHILDREN UNDER 18 YEARS.                        | 44 700       | 12 900        | 37 000             | 10 400        | 7 700                  | 2 500         |
| UNDER 6 YEARS ONLY.                                      | 9 700        | 4 400         | 6 900              | 3 500         | 2 800                  | 900           |
| 1  | 6 900        | 3 600         | 4 900              | 3 000         | 2 000                  | 600           |
| 2 OR MORE  | 2 700        | 800           | 1 900              | 500           | 800                    | 300           |
| 6 TO 17 YEARS ONLY.                                      | 25 900       | 5 600         | 22 000             | 4 700         | 3 900                  | 900           |
| 1  | 11 200       | 2 400         | 9 300              | 1 800         | 1 900                  | 600           |
| 2  | 5 700        | 1 200         | 4 700              | 1 000         | 900                    | 200           |
| 3 OR MORE  | 9 100        | 2 100         | 8 000              | 1 900         | 1 100                  | 200           |
| BOTH AGE GROUPS  | 9 200        | 2 900         | 8 100              | 2 300         | 1 100                  | 600           |
| 2  | 5 400        | 1 400         | 4 400              | 800           | 900                    | 600           |
| 3 OR MORE  | 3 900        | 1 500         | 3 700              | 1 500         | 200                    | -             |
| <b>YEAR HEAD MOVED INTO UNIT</b>                         |              |               |                    |               |                        |               |
| OWNER OCCUPIED.  | 52 300       | ...           | 39 600             | ...           | 12 700                 | ...           |
| 1975 OR LATER  | 4 800        | ...           | 3 000              | ...           | 1 800                  | ...           |
| MOVED IN WITHIN PAST 12 MONTHS.                          | 3 200        | ...           | 1 600              | ...           | 1 500                  | ...           |
| APRIL 1970 TO 1974.                                      | 9 500        | ...           | 6 100              | ...           | 3 400                  | ...           |
| 1965 TO MARCH 1970.                                      | 10 200       | ...           | 8 900              | ...           | 1 400                  | ...           |
| 1960 TO 1964.  | 7 900        | ...           | 6 600              | ...           | 1 400                  | ...           |
| 1950 TO 1959.  | 14 000       | ...           | 12 200             | ...           | 1 800                  | ...           |
| 1949 OR EARLIER  | 5 900        | ...           | 3 000              | ...           | 2 900                  | ...           |
| RENTER OCCUPIED  | 97 700       | ...           | 82 200             | ...           | 15 500                 | ...           |
| 1975 OR LATER  | 35 700       | ...           | 26 900             | ...           | 8 700                  | ...           |
| MOVED IN WITHIN PAST 12 MONTHS.                          | 25 000       | ...           | 19 900             | ...           | 5 200                  | ...           |
| APRIL 1970 TO 1974.                                      | 32 700       | ...           | 28 500             | ...           | 4 200                  | ...           |
| 1965 TO MARCH 1970.                                      | 17 900       | ...           | 15 900             | ...           | 2 000                  | ...           |
| 1960 TO 1964.  | 7 000        | ...           | 6 700              | ...           | 300                    | ...           |
| 1950 TO 1959.  | 3 500        | ...           | 3 300              | ...           | 200                    | ...           |
| 1949 OR EARLIER  | 1 000        | ...           | 800                | ...           | 100                    | ...           |
| <b>INCOME<sup>1</sup></b>                                |              |               |                    |               |                        |               |
| OWNER OCCUPIED.  | 52 300       | 3 200         | 39 600             | 1 600         | 12 700                 | 1 500         |
| LESS THAN \$3,000.                                       | 4 300        | -             | 3 700              | -             | 600                    | -             |
| \$3,000 TO \$4,999.                                      | 3 600        | -             | 2 600              | -             | 1 000                  | -             |
| \$5,000 TO \$6,999.                                      | 5 800        | -             | 5 000              | -             | 900                    | -             |
| \$7,000 TO \$9,999.                                      | 5 600        | 600           | 4 300              | 200           | 1 300                  | 500           |
| \$10,000 TO \$14,999.                                    | 8 000        | 500           | 6 700              | 200           | 1 400                  | 300           |
| \$15,000 TO \$19,999.                                    | 10 700       | 1 000         | 8 300              | 800           | 2 400                  | 200           |
| \$20,000 TO \$24,999.                                    | 4 600        | 300           | 2 600              | 300           | 2 000                  | -             |
| \$25,000 OR MORE   | 9 700        | 800           | 6 600              | 200           | 3 100                  | 600           |
| MEDIAN.  | 14200        | ...           | 13200              | ...           | 17400                  | ...           |

<sup>1</sup>INCOME OF FAMILIES AND PRIMARY INDIVIDUALS IN 12 MONTHS PRECEDING DATE OF ENUMERATION; SEE TEXT.

TABLE 10. SELECTED CHARACTERISTICS OF ALL OCCUPIED HOUSING UNITS AND OF UNITS OCCUPIED BY RECENT MOVERS BY TENURE, FOR HOUSING UNITS WITH BLACK HOUSEHOLD HEAD: 1976--CONTINUED

(DATA BASED ON SAMPLE, SEE TEXT. FOR MINIMUM BASE FOR DERIVED FIGURES (PERCENT, MEDIAN, ETC.) AND MEANING OF SYMBOLS, SEE TEXT)

| STANDARD METROPOLITAN STATISTICAL AREA<br>BALTIMORE, MD.                    | TOTAL        |               | IN CENTRAL CITY(S) |               | NOT IN CENTRAL CITY(S) |               |
|---|--------------|---------------|--------------------|---------------|------------------------|---------------|
|   | ALL OCCUPIED | RECENT MOVERS | ALL OCCUPIED       | RECENT MOVERS | ALL OCCUPIED           | RECENT MOVERS |
| <b>ALL OCCUPIED HOUSING UNITS--CONTINUED</b>                                |              |               |                    |               |                        |               |
| <b>INCOME<sup>1</sup>--CONTINUED</b>  |              |               |                    |               |                        |               |
| RENTER OCCUPIED . . . . .   | 97 700       | 25 000        | 82 200             | 19 900        | 15 500                 | 5 200         |
| LESS THAN \$3,000 . . . . .   | 19 700       | 4 900         | 17 700             | 4 500         | 2 000                  | 300           |
| \$3,000 TO \$4,999 . . . . .  | 15 800       | 4 000         | 15 000             | 3 800         | 800                    | 100           |
| \$5,000 TO \$6,999 . . . . .  | 10 800       | 2 600         | 8 800              | 2 300         | 2 000                  | 300           |
| \$7,000 TO \$9,999 . . . . .  | 17 500       | 4 500         | 14 800             | 3 500         | 2 800                  | 900           |
| \$10,000 TO \$14,999 . . . . .  | 16 900       | 5 100         | 13 800             | 3 600         | 3 100                  | 1 500         |
| \$15,000 TO \$19,999 . . . . .  | 9 300        | 2 100         | 7 300              | 1 000         | 2 000                  | 1 100         |
| \$20,000 TO \$24,999 . . . . .  | 5 600        | 1 600         | 3 700              | 1 000         | 1 800                  | 600           |
| \$25,000 OR MORE . . . . .  | 2 000        | 300           | 1 100              | 200           | 900                    | 200           |
| MEDIAN . . . . .  | 7400         | 7700          | 6900               | 6400          | 10200                  | 12700         |
| <b>MAIN REASON FOR MOVE INTO PRESENT UNIT<sup>2</sup></b>                   |              |               |                    |               |                        |               |
| UNITS OCCUPIED BY RECENT MOVERS . . . . .                                   | ...          | 17 900        | ...                | 13 800        | ...                    | 4 000         |
| JOB RELATED REASONS . . . . .   | ...          | 1 100         | ...                | 500           | ...                    | 600           |
| FAMILY STATUS . . . . .   | ...          | 4 300         | ...                | 3 400         | ...                    | 900           |
| HOUSING NEEDS . . . . .   | ...          | 9 600         | ...                | 7 500         | ...                    | 2 000         |
| OTHER REASONS . . . . .   | ...          | 2 500         | ...                | 2 100         | ...                    | 500           |
| REASON NOT REPORTED . . . . .   | ...          | 300           | ...                | 300           | ...                    | -             |
| SPECIFIED OWNER OCCUPIED <sup>3</sup> . . . . .                             | 48 800       | 3 000         | 37 900             | 1 600         | 10 900                 | 1 400         |
| <b>VALUE</b>  |              |               |                    |               |                        |               |
| LESS THAN \$10,000 . . . . .  | 8 700        | 200           | 8 100              | 200           | 600                    | -             |
| \$10,000 TO \$14,999 . . . . .  | 6 200        | 300           | 5 700              | 300           | 400                    | -             |
| \$15,000 TO \$19,999 . . . . .  | 8 700        | 500           | 7 700              | 300           | 1 000                  | 200           |
| \$20,000 TO \$24,999 . . . . .  | 6 000        | -             | 4 700              | -             | 1 300                  | -             |
| \$25,000 TO \$34,999 . . . . .  | 10 300       | 700           | 8 700              | 700           | 1 700                  | -             |
| \$35,000 TO \$49,999 . . . . .  | 5 600        | 800           | 2 700              | 200           | 2 900                  | 600           |
| \$50,000 OR MORE . . . . .  | 3 300        | 600           | 400                | -             | 2 900                  | 600           |
| MEDIAN . . . . .  | 20700        | ...           | 18400              | ...           | 36900                  | ...           |
| MEDIAN, WITH GARAGE OR CARPORT ON PROPERTY . . . . .                        | 28000        | ...           | 25700              | ...           | ...                    | ...           |
| <b>MORTGAGE INSURANCE</b>   |              |               |                    |               |                        |               |
| UNITS WITH MORTGAGE OR SIMILAR DEBT . . . . .                               | 30 900       | 2 700         | 24 000             | 1 500         | 6 900                  | 1 200         |
| INSURED BY FHA, VA, OR FARMERS HOME ADMIN. . . . .                          | 14 500       | 1 500         | 12 000             | 800           | 2 400                  | 600           |
| NOT INSURED OR INSURED BY PRIVATE MORTGAGE INSURANCE <sup>4</sup> . . . . . | 12 900       | 1 100         | 9 700              | 600           | 3 200                  | 500           |
| DON'T KNOW . . . . .  | 3 000        | 200           | 1 900              | -             | 1 100                  | 200           |
| NOT REPORTED . . . . .  | 600          | -             | 500                | -             | 200                    | -             |
| UNITS OWNED FREE AND CLEAR . . . . .  | 17 900       | 300           | 13 900             | 200           | 4 000                  | 200           |
| SPECIFIED RENTER OCCUPIED <sup>5</sup> . . . . .                            | 96 800       | 25 000        | 82 200             | 19 900        | 14 600                 | 5 200         |
| <b>GROSS RENT</b>   |              |               |                    |               |                        |               |
| LESS THAN \$50 . . . . .  | 4 300        | 800           | 4 300              | 800           | -                      | -             |
| \$50 TO \$69 . . . . .  | 2 700        | -             | 2 500              | -             | 200                    | -             |
| \$70 TO \$79 . . . . .  | 1 300        | 300           | 1 100              | 300           | 200                    | -             |
| \$80 TO \$99 . . . . .  | 4 400        | 600           | 3 800              | 500           | 600                    | 100           |
| \$100 TO \$119 . . . . .  | 10 400       | 2 200         | 9 800              | 2 200         | 600                    | -             |
| \$120 TO \$149 . . . . .  | 14 700       | 3 900         | 14 100             | 3 900         | 600                    | -             |
| \$150 TO \$199 . . . . .  | 33 000       | 9 000         | 26 900             | 7 000         | 6 000                  | 2 000         |
| \$200 TO \$249 . . . . .  | 19 400       | 6 200         | 15 300             | 4 500         | 4 100                  | 1 400         |
| \$250 OR MORE . . . . .   | 5 400        | 1 900         | 3 500              | 800           | 1 900                  | 1 100         |
| NO CASH RENT . . . . .  | 1 200        | 200           | 800                | 200           | 400                    | -             |
| MEDIAN . . . . .  | 165          | 175           | 159                | 165           | 190                    | 222           |

<sup>1</sup>INCOME OF FAMILIES AND PRIMARY INDIVIDUALS IN 12 MONTHS PRECEDING DATE OF ENUMERATION; SEE TEXT.

<sup>2</sup>RESTRICTED TO UNITS WITH SAME HEAD IN PRESENT AND PREVIOUS UNITS.

<sup>3</sup>LIMITED TO 1-FAMILY HOMES ON LESS THAN 10 ACRES AND NO BUSINESS ON PROPERTY.

<sup>4</sup>DATA ARE NOT SEPARABLE.

<sup>5</sup>EXCLUDES 1-FAMILY HOMES ON 10 ACRES OR MORE.

TABLE 10. SELECTED CHARACTERISTICS OF ALL OCCUPIED HOUSING UNITS AND OF UNITS OCCUPIED BY RECENT MOVERS BY TENURE, FOR HOUSING UNITS WITH BLACK HOUSEHOLD HEAD: 1976--CONTINUED

(DATA BASED ON SAMPLE, SEE TEXT, FOR MINIMUM BASE FOR DERIVED FIGURES (PERCENT, MEDIAN, ETC.) AND MEANING OF SYMBOLS, SEE TEXT)

| STANDARD METROPOLITAN STATISTICAL AREA<br>BALTIMORE, MD. | TOTAL        |               | IN CENTRAL CITY(S) |               | NOT IN CENTRAL CITY(S) |               |
|--|--------------|---------------|--------------------|---------------|------------------------|---------------|
|  | ALL OCCUPIED | RECENT MOVERS | ALL OCCUPIED       | RECENT MOVERS | ALL OCCUPIED           | RECENT MOVERS |
| SPECIFIED RENTER OCCUPIED <sup>1</sup> --CONTINUED       |              |               |                    |               |                        |               |
| PARKING FACILITIES <sup>2</sup>                          |              |               |                    |               |                        |               |
| PARKING AVAILABLE FOR UNIT. . . . .                      | 40 400       | 12 200        | 28 400             | 7 700         | 12 000                 | 4 500         |
| SPACE RENTED BY HOUSEHOLD . . . . .                      | 200          | -             | 200                | -             | -                      | -             |
| COST INCLUDED IN RENT . . . . .                          | -            | -             | -                  | -             | -                      | -             |
| RENTAL FEE PAID SEPARATELY. . . . .                      | 200          | -             | 200                | -             | -                      | -             |
| NOT RENTED BY HOUSEHOLD . . . . .                        | 40 200       | 12 200        | 28 200             | 7 700         | 12 000                 | 4 500         |
| PARKING NOT AVAILABLE FOR UNIT. . . . .                  | 54 900       | 12 500        | 52 700             | 11 900        | 2 200                  | 600           |
| PARKING NOT REPORTED. . . . .                            | 300          | 200           | 300                | 200           | -                      | -             |
| GARBAGE AND TRASH COLLECTION SERVICE                     |              |               |                    |               |                        |               |
| COLLECTION COST:   |              |               |                    |               |                        |               |
| PAID BY RENTER. . . . .                                  | 600          | 200           | 500                | 200           | 100                    | -             |
| NOT PAID BY RENTER. . . . .                              | 96 200       | 24 900        | 81 800             | 19 700        | 14 500                 | 5 200         |
| PUBLIC OR SUBSIDIZED HOUSING <sup>3</sup>                |              |               |                    |               |                        |               |
| UNITS IN PUBLIC HOUSING PROJECT . . . . .                | 18 200       | 4 300         | 17 000             | 4 000         | 1 200                  | 300           |
| PRIVATE HOUSING UNITS . . . . .                          | 78 000       | 20 400        | 64 700             | 15 500        | 13 200                 | 4 800         |
| NO GOVERNMENT RENT SUBSIDY. . . . .                      | 76 400       | 19 600        | 63 800             | 15 100        | 12 600                 | 4 500         |
| WITH GOVERNMENT RENT SUBSIDY. . . . .                    | 1 400        | 800           | 800                | 500           | 600                    | 300           |
| NOT REPORTED. . . . .                                    | 200          | -             | 200                | -             | -                      | -             |
| NOT REPORTED. . . . .                                    | 500          | 300           | 500                | 300           | -                      | -             |
| SELECTED CHARACTERISTICS                                 |              |               |                    |               |                        |               |
| OWNER OCCUPIED. . . . .                                  | 52 300       | 3 200         | 39 600             | 1 600         | 12 700                 | 1 500         |
| WITH BASEMENT . . . . .                                  | 47 600       | 2 600         | 39 300             | 1 600         | 8 300                  | 900           |
| WITH MORE THAN 1 BATHROOM . . . . .                      | 28 000       | 1 900         | 23 600             | 1 100         | 4 500                  | 800           |
| WITH PUBLIC SEWER . . . . .                              | 46 000       | 3 000         | 39 600             | 1 600         | 6 400                  | 1 400         |
| WITH AIR CONDITIONING . . . . .                          | 28 900       | 1 600         | 21 900             | 800           | 7 100                  | 800           |
| ROOM UNIT(S) . . . . .                                   | 22 100       | 600           | 19 400             | 500           | 2 700                  | 200           |
| CENTRAL SYSTEM. . . . .                                  | 6 800        | 1 000         | 2 500              | 400           | 4 300                  | 600           |
| WITH AUTOMOBILES AVAILABLE:                              |              |               |                    |               |                        |               |
| 1 . . . . .  | 24 400       | 1 400         | 19 600             | 800           | 4 800                  | 600           |
| 2 . . . . .  | 14 500       | 1 400         | 9 100              | 700           | 5 400                  | 800           |
| 3 OR MORE . . . . .                                      | 2 900        | -             | 1 800              | -             | 1 100                  | -             |
| WITH TRUCKS AVAILABLE:                                   |              |               |                    |               |                        |               |
| 1 . . . . .  | 4 900        | 200           | 2 200              | -             | 2 700                  | 200           |
| 2 OR MORE . . . . .                                      | 500          | -             | -                  | -             | 500                    | -             |
| RENTER OCCUPIED . . . . .                                | 97 700       | 25 000        | 82 200             | 19 900        | 15 500                 | 5 200         |
| WITH BASEMENT . . . . .                                  | 72 600       | 18 200        | 67 100             | 16 500        | 5 600                  | 1 700         |
| WITH MORE THAN 1 BATHROOM . . . . .                      | 14 500       | 3 200         | 11 700             | 2 100         | 2 800                  | 1 100         |
| WITH PUBLIC SEWER . . . . .                              | 95 800       | 24 900        | 82 200             | 19 900        | 13 600                 | 5 000         |
| WITH AIR CONDITIONING . . . . .                          | 39 900       | 10 000        | 29 100             | 5 900         | 10 700                 | 4 100         |
| ROOM UNIT(S) . . . . .                                   | 21 000       | 3 500         | 18 300             | 2 900         | 2 700                  | 600           |
| CENTRAL SYSTEM. . . . .                                  | 18 800       | 6 600         | 10 800             | 3 100         | 8 000                  | 3 500         |
| WITH AUTOMOBILES AVAILABLE:                              |              |               |                    |               |                        |               |
| 1 . . . . .  | 34 200       | 8 700         | 26 000             | 5 400         | 8 200                  | 3 300         |
| 2 . . . . .  | 9 600        | 2 900         | 6 200              | 1 600         | 3 400                  | 1 300         |
| 3 OR MORE . . . . .                                      | 300          | -             | 200                | -             | 200                    | -             |
| WITH TRUCKS AVAILABLE:                                   |              |               |                    |               |                        |               |
| 1 . . . . .  | 2 000        | -             | 1 100              | -             | 900                    | -             |
| 2 OR MORE . . . . .                                      | -            | -             | -                  | -             | -                      | -             |

<sup>1</sup>EXCLUDES 1-FAMILY HOMES ON 10 ACRES OR MORE.

<sup>2</sup>EXCLUDES NO CASH RENT UNITS.

<sup>3</sup>EXCLUDES MOBILE HOMES AND TRAILERS.

TABLE 11. TENURE AND LOCATION OF PRESENT UNIT BY TENURE AND LOCATION OF PREVIOUS UNIT, FOR HOUSING UNITS WITH BLACK HOUSEHOLD HEAD: 1976  
 (DATA BASED ON SAMPLE, SEE TEXT, FOR MINIMUM BASE FOR DERIVED FIGURES (PERCENT, MEDIAN, ETC.) AND MEANING OF SYMBOLS, SEE TEXT)

| PREVIOUS UNIT: TENURE AND LOCATION<br>BALTIMORE, MD.  | PRESENT UNIT: TENURE AND LOCATION IN THIS SMSA |                          |                              |                |                          |                              |                 |                          |                              |
|---|--|--------------------------|------------------------------|----------------|--------------------------|------------------------------|-----------------|--------------------------|------------------------------|
|   | ALL OCCUPIED                                   |                          |                              | OWNER OCCUPIED |                          |                              | RENTER OCCUPIED |                          |                              |
|   | TOTAL  | IN<br>CENTRAL<br>CITY(S) | NOT IN<br>CENTRAL<br>CITY(S) | TOTAL          | IN<br>CENTRAL<br>CITY(S) | NOT IN<br>CENTRAL<br>CITY(S) | TOTAL           | IN<br>CENTRAL<br>CITY(S) | NOT IN<br>CENTRAL<br>CITY(S) |
| UNITS OCCUPIED BY RECENT MOVERS . . . . .             | 28 200   | 21 500                   | 6 700                        | 3 200          | 1 600                    | 1 500                        | 25 000          | 19 900                   | 5 200                        |
| SAME HEAD IN PRESENT AND PREVIOUS UNIT. . . . .       | 17 900   | 13 800                   | 4 000                        | 2 500          | 1 300                    | 1 200                        | 15 300          | 12 500                   | 2 800                        |
| INSIDE THIS SMSA. . . . .                             | 17 100   | 13 700                   | 3 400                        | 2 200          | 1 300                    | 900                          | 14 900          | 12 400                   | 2 500                        |
| IN CENTRAL CITY(S). . . . .                           | 15 100   | 13 200                   | 1 900                        | 1 800          | 1 300                    | 500                          | 13 300          | 11 900                   | 1 400                        |
| NOT IN CENTRAL CITY(S). . . . .                       | 2 000  | 500                      | 1 600                        | 500            | -                        | 500                          | 1 600           | 500                      | 1 100                        |
| INSIDE DIFFERENT SMSA . . . . .                       | 800  | 100                      | 600                          | 300            | -                        | 300                          | 500             | 100                      | 300                          |
| IN CENTRAL CITY(S). . . . .                           | 300  | 100                      | 200                          | -              | -                        | -                            | 300             | 100                      | 200                          |
| NOT IN CENTRAL CITY(S). . . . .                       | 500  | -                        | 500                          | 300            | -                        | 300                          | 200             | -                        | 200                          |
| OUTSIDE ANY SMSA. . . . .                             | -  | -                        | -                            | -              | -                        | -                            | -               | -                        | -                            |
| SAME STATE. . . . .                                   | -  | -                        | -                            | -              | -                        | -                            | -               | -                        | -                            |
| DIFFERENT STATE . . . . .                             | -  | -                        | -                            | -              | -                        | -                            | -               | -                        | -                            |
| OWNER OCCUPIED:                                       |  |                          |                              |                |                          |                              |                 |                          |                              |
| SAME HEAD IN PRESENT AND PREVIOUS UNIT. . . . .       | 1 100  | 600                      | 500                          | 300            | -                        | 300                          | 800             | 600                      | 200                          |
| INSIDE THIS SMSA. . . . .                             | 800  | 500                      | 300                          | 200            | -                        | 200                          | 600             | 500                      | 200                          |
| IN CENTRAL CITY(S). . . . .                           | 600  | 300                      | 300                          | 200            | -                        | 200                          | 500             | 300                      | 200                          |
| NOT IN CENTRAL CITY(S). . . . .                       | 200  | 200                      | -                            | -              | -                        | -                            | 200             | 200                      | -                            |
| INSIDE DIFFERENT SMSA . . . . .                       | 300  | 100                      | 200                          | 200            | -                        | 200                          | 100             | 100                      | -                            |
| IN CENTRAL CITY(S). . . . .                           | 100  | 100                      | -                            | -              | -                        | -                            | 100             | 100                      | -                            |
| NOT IN CENTRAL CITY(S). . . . .                       | 200  | -                        | 200                          | 200            | -                        | 200                          | -               | -                        | -                            |
| OUTSIDE ANY SMSA. . . . .                             | -  | -                        | -                            | -              | -                        | -                            | -               | -                        | -                            |
| SAME STATE. . . . .                                   | -  | -                        | -                            | -              | -                        | -                            | -               | -                        | -                            |
| DIFFERENT STATE . . . . .                             | -  | -                        | -                            | -              | -                        | -                            | -               | -                        | -                            |
| RENTER OCCUPIED:                                      |  |                          |                              |                |                          |                              |                 |                          |                              |
| SAME HEAD IN PRESENT AND PREVIOUS UNIT. . . . .       | 16 800   | 13 200                   | 3 600                        | 2 200          | 1 300                    | 900                          | 14 600          | 11 900                   | 2 600                        |
| INSIDE THIS SMSA. . . . .                             | 16 300   | 13 200                   | 3 100                        | 2 100          | 1 300                    | 800                          | 14 300          | 11 900                   | 2 300                        |
| IN CENTRAL CITY(S). . . . .                           | 14 500   | 12 900                   | 1 600                        | 1 600          | 1 300                    | 300                          | 12 900          | 11 600                   | 1 300                        |
| NOT IN CENTRAL CITY(S). . . . .                       | 1 900  | 300                      | 1 600                        | 500            | -                        | 500                          | 1 400           | 300                      | 1 100                        |
| INSIDE DIFFERENT SMSA . . . . .                       | 500  | -                        | 500                          | 200            | -                        | 200                          | 300             | -                        | 300                          |
| IN CENTRAL CITY(S). . . . .                           | 200  | -                        | 200                          | -              | -                        | -                            | 200             | -                        | 200                          |
| NOT IN CENTRAL CITY(S). . . . .                       | 300  | -                        | 300                          | 200            | -                        | 200                          | 200             | -                        | 200                          |
| OUTSIDE ANY SMSA. . . . .                             | -  | -                        | -                            | -              | -                        | -                            | -               | -                        | -                            |
| SAME STATE. . . . .                                   | -  | -                        | -                            | -              | -                        | -                            | -               | -                        | -                            |
| DIFFERENT STATE . . . . .                             | -  | -                        | -                            | -              | -                        | -                            | -               | -                        | -                            |
| DIFFERENT HEAD IN PRESENT AND PREVIOUS UNIT . . . . . | 10 300   | 7 700                    | 2 700                        | 600            | 300                      | 300                          | 9 700           | 7 300                    | 2 400                        |
| INSIDE THIS SMSA. . . . .                             | 8 900  | 6 900                    | 2 000                        | 500            | 300                      | 200                          | 8 400           | 6 500                    | 1 900                        |
| OUTSIDE THIS SMSA . . . . .                           | 1 400  | 800                      | 600                          | 200            | -                        | 200                          | 1 300           | 800                      | 500                          |

TABLE 12. TENURE, UNITS IN STRUCTURE, AND LOCATION OF PRESENT UNIT BY TENURE AND UNITS IN STRUCTURE OF PREVIOUS UNIT, FOR HOUSING UNITS WITH BLACK HOUSEHOLD HEAD: 1976

(DATA BASED ON SAMPLE, SEE TEXT. FOR MINIMUM BASE FOR DERIVED FIGURES (PERCENT, MEDIAN, ETC.) AND MEANING OF SYMBOLS, SEE TEXT)

| PREVIOUS UNIT: TENURE AND UNITS IN STRUCTURE<br>BALTIMORE, MD. | PRESENT UNIT: TENURE, UNITS IN STRUCTURE, AND LOCATION |       |        |                 |                 |        |              |              |                  |
|--|--|-------|--------|-----------------|-----------------|--------|--------------|--------------|------------------|
|  | OWNER OCCUPIED   |       |        |                 | RENTER OCCUPIED |        |              |              |                  |
|  | TOTAL  | TOTAL | 1 UNIT | 2 UNITS OR MORE | TOTAL           | 1 UNIT | 2 TO 4 UNITS | 5 TO 9 UNITS | 10 UNITS OR MORE |
|  | SMSA TOTAL   |       |        |                 |                 |        |              |              |                  |
| UNITS OCCUPIED BY RECENT MOVERS . . . . .                      | 28 200   | 3 200 | 3 200  | -               | 25 000          | 7 800  | 7 500        | 4 500        | 5 300            |
| SAME HEAD IN PRESENT AND PREVIOUS UNIT. . . . .                | 17 900   | 2 500 | 2 500  | -               | 15 300          | 6 100  | 4 500        | 2 400        | 2 400            |
| OWNER OCCUPIED. . . . .  | 1 100  | 300   | 300    | -               | 800             | 500    | 200          | 100          | -                |
| 1 UNIT (INCLUDES MOBILE HOME OR TRAILER). . . . .              | 900  | 300   | 300    | -               | 600             | 500    | -            | 100          | -                |
| 2 UNITS OR MORE . . . . .                                      | 200  | -     | -      | -               | 200             | -      | 200          | -            | -                |
| NOT REPORTED. . . . .  | -  | -     | -      | -               | -               | -      | -            | -            | -                |
| RENTER OCCUPIED . . . . .                                      | 16 800   | 2 200 | 2 200  | -               | 14 600          | 5 600  | 4 400        | 2 200        | 2 400            |
| 1 UNIT (INCLUDES MOBILE HOME OR TRAILER). . . . .              | 5 000  | 600   | 600    | -               | 4 300           | 2 900  | 700          | 500          | 300              |
| 2 TO 4 UNITS. . . . .  | 5 900  | 500   | 500    | -               | 5 400           | 1 800  | 2 600        | 500          | 600              |
| 5 TO 9 UNITS. . . . .  | 3 500  | 500   | 500    | -               | 3 000           | 500    | 600          | 1 000        | 1 000            |
| 10 UNITS OR MORE. . . . .                                      | 2 300  | 700   | 700    | -               | 1 600           | 500    | 300          | 300          | 500              |
| NOT REPORTED. . . . .  | 200  | -     | -      | -               | 200             | -      | 200          | -            | -                |
| DIFFERENT HEAD IN PRESENT AND PREVIOUS UNIT . . . . .          | 10 300   | 600   | 600    | -               | 9 700           | 1 700  | 3 000        | 2 100        | 2 900            |
|  | IN CENTRAL CITY(S)                                     |       |        |                 |                 |        |              |              |                  |
| UNITS OCCUPIED BY RECENT MOVERS . . . . .                      | 21 500   | 1 600 | 1 600  | -               | 19 900          | 6 700  | 6 800        | 3 300        | 3 000            |
| SAME HEAD IN PRESENT AND PREVIOUS UNIT. . . . .                | 13 800   | 1 300 | 1 300  | -               | 12 500          | 5 400  | 4 100        | 1 600        | 1 500            |
| OWNER OCCUPIED. . . . .  | 600  | -     | -      | -               | 600             | 300    | 200          | 100          | -                |
| 1 UNIT (INCLUDES MOBILE HOME OR TRAILER). . . . .              | 500  | -     | -      | -               | 500             | 300    | -            | 100          | -                |
| 2 UNITS OR MORE . . . . .                                      | 200  | -     | -      | -               | 200             | -      | 200          | -            | -                |
| NOT REPORTED. . . . .  | -  | -     | -      | -               | -               | -      | -            | -            | -                |
| RENTER OCCUPIED . . . . .                                      | 13 200   | 1 300 | 1 300  | -               | 11 900          | 5 100  | 3 900        | 1 400        | 1 500            |
| 1 UNIT (INCLUDES MOBILE HOME OR TRAILER). . . . .              | 4 300  | 300   | 300    | -               | 4 000           | 2 700  | 700          | 300          | 300              |
| 2 TO 4 UNITS. . . . .  | 5 100  | 300   | 300    | -               | 4 800           | 1 800  | 2 300        | 300          | 500              |
| 5 TO 9 UNITS. . . . .  | 1 800  | 300   | 300    | -               | 1 500           | 200    | 500          | 500          | 300              |
| 10 UNITS OR MORE. . . . .                                      | 1 800  | 400   | 400    | -               | 1 500           | 500    | 300          | 300          | 300              |
| NOT REPORTED. . . . .  | 200  | -     | -      | -               | 200             | -      | 200          | -            | -                |
| DIFFERENT HEAD IN PRESENT AND PREVIOUS UNIT . . . . .          | 7 700  | 300   | 300    | -               | 7 300           | 1 300  | 2 700        | 1 800        | 1 600            |

TABLE 13. AGE OF HEAD, PRESENCE OF PERSONS 65 YEARS OLD AND OVER, AND LOCATION OF PRESENT UNIT BY TENURE OF PRESENT AND PREVIOUS UNIT, FOR HOUSING UNITS WITH BLACK HOUSEHOLD HEAD: 1976

(DATA BASED ON SAMPLE, SEE TEXT. FOR MINIMUM BASE FOR DERIVED FIGURES (PERCENT, MEDIAN, ETC.) AND MEANING OF SYMBOLS, SEE TEXT)

| PREVIOUS AND PRESENT UNIT: TENURE<br>BALTIMORE, MD.   | PRESENT UNIT: AGE OF HEAD, PRESENCE OF PERSONS 65 YEARS OLD AND OVER, AND LOCATION |                |                |                |                |                   |  |        |           |
|---|--|----------------|----------------|----------------|----------------|-------------------|--|--------|-----------|
|   | AGE OF HEAD  |                |                |                |                |                   | UNITS WITH PERSONS 65 YEARS OLD AND OVER |        |           |
|   | TOTAL  | UNDER 25 YEARS | 25 TO 34 YEARS | 35 TO 44 YEARS | 45 TO 64 YEARS | 65 YEARS AND OVER | TOTAL                                    | NONE   | 1 OR MORE |
|   | SMSA TOTAL   |                |                |                |                |                   |  |        |           |
| UNITS OCCUPIED BY RECENT MOVERS . . . . .             | 28 200   | 5 700          | 13 100         | 4 300          | 4 000          | 1 100             | 28 200                                   | 26 800 | 1 400     |
| SAME HEAD IN PRESENT AND PREVIOUS UNIT. . . . .       | 17 900   | 1 700          | 8 700          | 3 700          | 2 900          | 900               | 17 900                                   | 16 600 | 1 300     |
| PREVIOUS UNIT OWNER OCCUPIED:                         |  |                |                |                |                |                   |  |        |           |
| PRESENT UNIT OWNER OCCUPIED . . . . .                 | 300  | -              | -              | 300            | -              | -                 | 300                                      | 300    | -         |
| PRESENT UNIT RENTER OCCUPIED. . . . .                 | 800  | 100            | -              | -              | 500            | 200               | 800                                      | 600    | 200       |
| PREVIOUS UNIT RENTER OCCUPIED:                        |  |                |                |                |                |                   |  |        |           |
| PRESENT UNIT OWNER OCCUPIED . . . . .                 | 2 200  | 200            | 1 500          | 500            | 200            | -                 | 2 200                                    | 2 200  | -         |
| PRESENT UNIT RENTER OCCUPIED. . . . .                 | 14 600   | 1 400          | 7 200          | 2 900          | 2 200          | 800               | 14 600                                   | 13 500 | 1 100     |
| DIFFERENT HEAD IN PRESENT AND PREVIOUS UNIT . . . . . | 10 300   | 3 900          | 4 500          | 600            | 1 100          | 200               | 10 300                                   | 10 200 | 200       |
|   | IN CENTRAL CITY(S)   |                |                |                |                |                   |  |        |           |
| UNITS OCCUPIED BY RECENT MOVERS . . . . .             | 21 500   | 3 800          | 10 200         | 3 100          | 3 400          | 1 100             | 21 500                                   | 20 100 | 1 400     |
| SAME HEAD IN PRESENT AND PREVIOUS UNIT. . . . .       | 13 800   | 1 100          | 6 600          | 2 800          | 2 400          | 900               | 13 800                                   | 12 600 | 1 300     |
| PREVIOUS UNIT OWNER OCCUPIED:                         |  |                |                |                |                |                   |  |        |           |
| PRESENT UNIT OWNER OCCUPIED . . . . .                 | -  | -              | -              | -              | -              | -                 | -  | -      | -         |
| PRESENT UNIT RENTER OCCUPIED. . . . .                 | 600  | 100            | -              | -              | 300            | 200               | 600                                      | 500    | 200       |
| PREVIOUS UNIT RENTER OCCUPIED:                        |  |                |                |                |                |                   |  |        |           |
| PRESENT UNIT OWNER OCCUPIED . . . . .                 | 1 300  | -              | 1 100          | 200            | -              | -                 | 1 300                                    | 1 300  | -         |
| PRESENT UNIT RENTER OCCUPIED. . . . .                 | 11 900   | 1 000          | 5 500          | 2 600          | 2 100          | 800               | 11 900                                   | 10 800 | 1 100     |
| DIFFERENT HEAD IN PRESENT AND PREVIOUS UNIT . . . . . | 7 700  | 2 700          | 3 500          | 300            | 1 000          | 200               | 7 700                                    | 7 500  | 200       |

TABLE 14. TENURE, NUMBER OF BEDROOMS, AND LOCATION OF PRESENT UNIT BY TENURE AND NUMBER OF BEDROOMS OF PREVIOUS UNIT, FOR HOUSING UNITS WITH BLACK HOUSEHOLD HEAD: 1976

(DATA BASED ON SAMPLE, SEE TEXT, FOR MINIMUM BASE FOR DERIVED FIGURES (PERCENT, MEDIAN, ETC.) AND MEANING OF SYMBOLS, SEE TEXT)

| PREVIOUS UNIT: TENURE AND BEDROOMS<br>BALTIMORE, MD. | PRESENT UNIT: TENURE, BEDROOMS, AND LOCATION |                       |               |                       |       |                 |              |               |                       |       |
|--|--|-----------------------|---------------|-----------------------|-------|-----------------|--------------|---------------|-----------------------|-------|
|  | OWNER OCCUPIED                               |                       |               |                       |       | RENTER OCCUPIED |              |               |                       |       |
|  | TOTAL  | NONE AND<br>1 BEDROOM | 2<br>BEDROOMS | 3 BEDROOMS<br>OR MORE | TOTAL | NONE            | 1<br>BEDROOM | 2<br>BEDROOMS | 3 BEDROOMS<br>OR MORE |       |
| SMSA TOTAL   |  |                       |               |                       |       |                 |              |               |                       |       |
| UNITS OCCUPIED BY RECENT MOVERS. . . . .             | 28 200                                       | 3 200                 | 200           | 500                   | 2 600 | 25 000          | -            | 8 300         | 9 500                 | 7 200 |
| SAME HEAD IN PRESENT AND PREVIOUS UNIT . . . . .     | 17 900                                       | 2 500                 | 200           | 500                   | 1 900 | 15 300          | -            | 5 000         | 4 900                 | 5 500 |
| OWNER OCCUPIED . . . . .                             | 1 100  | 300                   | -             | 200                   | 200   | 800             | -            | 300           | 200                   | 300   |
| NONE AND 1 BEDROOM . . . . .                         | -  | -                     | -             | -                     | -     | -               | -            | -             | -                     | -     |
| 2 BEDROOMS . . . . .                                 | 200  | -                     | -             | -                     | -     | 200             | -            | 200           | -                     | -     |
| 3 BEDROOMS OR MORE . . . . .                         | 900  | 300                   | -             | 200                   | 200   | 600             | -            | 100           | 200                   | 300   |
| NOT REPORTED . . . . .                               | -  | -                     | -             | -                     | -     | -               | -            | -             | -                     | -     |
| RENTER OCCUPIED. . . . .                             | 16 800                                       | 2 200                 | 200           | 300                   | 1 800 | 14 600          | -            | 4 600         | 4 700                 | 5 200 |
| NONE . . . . .                                       | 300  | -                     | -             | -                     | -     | 300             | -            | 300           | -                     | -     |
| 1 BEDROOM. . . . .                                   | 3 600  | 300                   | -             | 200                   | 200   | 3 200           | -            | 2 100         | 500                   | 700   |
| 2 BEDROOMS . . . . .                                 | 9 400  | 1 600                 | 200           | 200                   | 1 300 | 7 800           | -            | 1 800         | 3 900                 | 2 100 |
| 3 BEDROOMS OR MORE . . . . .                         | 3 400  | 300                   | -             | -                     | 300   | 3 100           | -            | 500           | 300                   | 2 300 |
| NOT REPORTED . . . . .                               | 200  | -                     | -             | -                     | -     | 200             | -            | -             | -                     | 200   |
| DIFFERENT HEAD IN PRESENT AND PREVIOUS UNIT. . . . . | 10 300                                       | 600                   | -             | -                     | 600   | 9 700           | -            | 3 400         | 4 600                 | 1 700 |
| IN CENTRAL CITY(S)                                   |  |                       |               |                       |       |                 |              |               |                       |       |
| UNITS OCCUPIED BY RECENT MOVERS. . . . .             | 21 500                                       | 1 600                 | -             | 300                   | 1 300 | 19 900          | -            | 6 600         | 7 000                 | 6 300 |
| SAME HEAD IN PRESENT AND PREVIOUS UNIT . . . . .     | 13 800                                       | 1 300                 | -             | 300                   | 1 000 | 12 500          | -            | 4 000         | 3 800                 | 4 700 |
| OWNER OCCUPIED . . . . .                             | 600  | -                     | -             | -                     | -     | 600             | -            | 300           | -                     | 300   |
| NONE AND 1 BEDROOM . . . . .                         | -  | -                     | -             | -                     | -     | -               | -            | -             | -                     | -     |
| 2 BEDROOMS . . . . .                                 | 200  | -                     | -             | -                     | -     | 200             | -            | 200           | -                     | -     |
| 3 BEDROOMS OR MORE . . . . .                         | 500  | -                     | -             | -                     | -     | 500             | -            | 100           | -                     | 300   |
| NOT REPORTED . . . . .                               | -  | -                     | -             | -                     | -     | -               | -            | -             | -                     | -     |
| RENTER OCCUPIED. . . . .                             | 13 200                                       | 1 300                 | -             | 300                   | 1 000 | 11 900          | -            | 3 700         | 3 800                 | 4 400 |
| NONE . . . . .                                       | 300  | -                     | -             | -                     | -     | 300             | -            | 300           | -                     | -     |
| 1 BEDROOM. . . . .                                   | 3 100  | 300                   | -             | 200                   | 200   | 2 800           | -            | 1 800         | 500                   | 500   |
| 2 BEDROOMS . . . . .                                 | 6 400  | 600                   | -             | 200                   | 500   | 5 800           | -            | 1 100         | 3 000                 | 1 600 |
| 3 BEDROOMS OR MORE . . . . .                         | 3 200  | 300                   | -             | -                     | 300   | 2 900           | -            | 500           | 300                   | 2 100 |
| NOT REPORTED . . . . .                               | 200  | -                     | -             | -                     | -     | 200             | -            | -             | -                     | 200   |
| DIFFERENT HEAD IN PRESENT AND PREVIOUS UNIT. . . . . | 7 700  | 300                   | -             | -                     | 300   | 7 300           | -            | 2 600         | 3 200                 | 1 600 |

TABLE 15. TENURE, PLUMBING FACILITIES, AND LOCATION OF PRESENT UNIT BY TENURE AND PLUMBING FACILITIES OF PREVIOUS UNIT, FOR HOUSING UNITS WITH BLACK HOUSEHOLD HEAD: 1976

(DATA BASED ON SAMPLE, SEE TEXT. FOR MINIMUM BASE FOR DERIVED FIGURES (PERCENT, MEDIAN, ETC.) AND MEANING OF SYMBOLS, SEE TEXT)

| PREVIOUS UNIT: TENURE AND PLUMBING FACILITIES<br>BALTIMORE, MD. | PRESENT UNIT: TENURE, PLUMBING FACILITIES, AND LOCATION |                |                              |   |                 |                              |   |
|---|---|----------------|------------------------------|---|-----------------|------------------------------|---|
|   | TOTAL   | OWNER OCCUPIED |                              |   | RENTER OCCUPIED |                              |   |
|   |   | TOTAL          | WITH ALL PLUMBING FACILITIES | LACKING SOME OR ALL PLUMBING FACILITIES | TOTAL           | WITH ALL PLUMBING FACILITIES | LACKING SOME OR ALL PLUMBING FACILITIES |
| SMSA TOTAL  |   |                |                              |   |                 |                              |   |
| UNITS OCCUPIED BY RECENT MOVERS. . . . .                        | 28 200  | 3 200          | 3 200                        | -                                       | 25 000          | 24 700                       | 300                                     |
| SAME HEAD IN PRESENT AND PREVIOUS UNIT . . . . .                | 17 900  | 2 500          | 2 500                        | -                                       | 15 300          | 15 200                       | 200                                     |
| OWNER OCCUPIED . . . . .  | 1 100   | 300            | 300                          | -                                       | 800             | 800                          | -                                       |
| WITH ALL PLUMBING FACILITIES . . . . .                          | 900   | 300            | 300                          | -                                       | 600             | 600                          | -                                       |
| LACKING SOME OR ALL PLUMBING FACILITIES. . . . .                | -   | -              | -                            | -                                       | -               | -                            | -                                       |
| NOT REPORTED . . . . .  | 200   | -              | -                            | -                                       | 200             | 200                          | -                                       |
| RENTER OCCUPIED. . . . .  | 16 800  | 2 200          | 2 200                        | -                                       | 14 600          | 14 400                       | 200                                     |
| WITH ALL PLUMBING FACILITIES . . . . .                          | 15 800  | 2 200          | 2 200                        | -                                       | 13 600          | 13 400                       | 200                                     |
| LACKING SOME OR ALL PLUMBING FACILITIES. . . . .                | 200   | -              | -                            | -                                       | 200             | 200                          | -                                       |
| NOT REPORTED . . . . .  | 800   | -              | -                            | -                                       | 800             | 800                          | -                                       |
| DIFFERENT HEAD IN PRESENT AND PREVIOUS UNIT. . . . .            | 10 300  | 600            | 600                          | -                                       | 9 700           | 9 500                        | 100                                     |
| IN CENTRAL CITY(S)  |   |                |                              |   |                 |                              |   |
| UNITS OCCUPIED BY RECENT MOVERS. . . . .                        | 21 500  | 1 600          | 1 600                        | -                                       | 19 900          | 19 700                       | 200                                     |
| SAME HEAD IN PRESENT AND PREVIOUS UNIT . . . . .                | 13 800  | 1 300          | 1 300                        | -                                       | 12 500          | 12 400                       | 200                                     |
| OWNER OCCUPIED . . . . .  | 600   | -              | -                            | -                                       | 600             | 600                          | -                                       |
| WITH ALL PLUMBING FACILITIES . . . . .                          | 500   | -              | -                            | -                                       | 500             | 500                          | -                                       |
| LACKING SOME OR ALL PLUMBING FACILITIES. . . . .                | -   | -              | -                            | -                                       | -               | -                            | -                                       |
| NOT REPORTED . . . . .  | 200   | -              | -                            | -                                       | 200             | 200                          | -                                       |
| RENTER OCCUPIED. . . . .  | 13 200  | 1 300          | 1 300                        | -                                       | 11 900          | 11 800                       | 200                                     |
| WITH ALL PLUMBING FACILITIES . . . . .                          | 12 400  | 1 300          | 1 300                        | -                                       | 11 100          | 11 000                       | 200                                     |
| LACKING SOME OR ALL PLUMBING FACILITIES. . . . .                | -   | -              | -                            | -                                       | -               | -                            | -                                       |
| NOT REPORTED . . . . .  | 800   | -              | -                            | -                                       | 800             | 800                          | -                                       |
| DIFFERENT HEAD IN PRESENT AND PREVIOUS UNIT. . . . .            | 7 700   | 300            | 300                          | -                                       | 7 300           | 7 300                        | -                                       |



TABLE 16. TENURE, PERSONS PER ROOM, AND LOCATION OF PRESENT UNIT BY TENURE AND PERSONS PER ROOM OF PREVIOUS UNIT, FOR HOUSING UNITS WITH BLACK HOUSEHOLD HEAD: 1976

(DATA BASED ON SAMPLE, SEE TEXT. FOR MINIMUM BASE FOR DERIVED FIGURES (PERCENT, MEDIAN, ETC.) AND MEANING OF SYMBOLS, SEE TEXT)

| PREVIOUS UNIT: TENURE AND PERSONS PER ROOM<br>BALTIMORE, MD. | TOTAL  | PRESENT UNIT: TENURE BY PERSONS PER ROOM AND LOCATION |              |              |                 |              |              |
|--|--------|---|--------------|--------------|-----------------|--------------|--------------|
|  |        | OWNER OCCUPIED  |              |              | RENTER OCCUPIED |              |              |
|  |        | TOTAL   | 1.00 OR LESS | 1.01 OR MORE | TOTAL           | 1.00 OR LESS | 1.01 OR MORE |
| SMSA TOTAL   |        |   |              |              |                 |              |              |
| UNITS OCCUPIED BY RECENT MOVERS. . . . .                     | 28 200 | 3 200   | 3 200        | -            | 25 000          | 23 100       | 1 900        |
| SAME HEAD IN PRESENT AND PREVIOUS UNIT . . . . .             | 17 900 | 2 500   | 2 500        | -            | 15 300          | 13 900       | 1 400        |
| OWNER OCCUPIED . . . . .                                     | 1 100  | 300   | 300          | -            | 800             | 800          | -            |
| 1.00 OR LESS . . . . .                                       | 1 100  | 300   | 300          | -            | 800             | 800          | -            |
| 1.01 OR MORE . . . . .                                       | -      | -   | -            | -            | -               | -            | -            |
| NOT REPORTED . . . . .                                       | -      | -   | -            | -            | -               | -            | -            |
| RENTER OCCUPIED. . . . .                                     | 16 800 | 2 200   | 2 200        | -            | 14 600          | 13 100       | 1 400        |
| 1.00 OR LESS . . . . .                                       | 14 600 | 2 100   | 2 100        | -            | 12 500          | 11 800       | 700          |
| 1.01 OR MORE . . . . .                                       | 1 900  | 200   | 200          | -            | 1 800           | 1 100        | 600          |
| NOT REPORTED . . . . .                                       | 300    | -   | -            | -            | 300             | 200          | 200          |
| DIFFERENT HEAD IN PRESENT AND PREVIOUS UNIT. . . . .         | 10 300 | 600   | 600          | -            | 9 700           | 9 200        | 500          |
| IN CENTRAL CITY(S)   |        |   |              |              |                 |              |              |
| UNITS OCCUPIED BY RECENT MOVERS. . . . .                     | 21 500 | 1 600   | 1 600        | -            | 19 900          | 18 100       | 1 800        |
| SAME HEAD IN PRESENT AND PREVIOUS UNIT . . . . .             | 13 800 | 1 300   | 1 300        | -            | 12 500          | 11 100       | 1 400        |
| OWNER OCCUPIED . . . . .                                     | 600    | -   | -            | -            | 600             | 600          | -            |
| 1.00 OR LESS . . . . .                                       | 600    | -   | -            | -            | 600             | 600          | -            |
| 1.01 OR MORE . . . . .                                       | -      | -   | -            | -            | -               | -            | -            |
| NOT REPORTED . . . . .                                       | -      | -   | -            | -            | -               | -            | -            |
| RENTER OCCUPIED. . . . .                                     | 13 200 | 1 300   | 1 300        | -            | 11 900          | 10 500       | 1 400        |
| 1.00 OR LESS . . . . .                                       | 11 000 | 1 100   | 1 100        | -            | 9 800           | 9 200        | 700          |
| 1.01 OR MORE . . . . .                                       | 1 900  | 200   | 200          | -            | 1 800           | 1 100        | 600          |
| NOT REPORTED . . . . .                                       | 300    | -   | -            | -            | 300             | 200          | 200          |
| DIFFERENT HEAD IN PRESENT AND PREVIOUS UNIT. . . . .         | 7 700  | 300   | 300          | -            | 7 300           | 7 000        | 300          |

TABLE 17. VALUE AND LOCATION OF PRESENT PROPERTY BY VALUE OF PREVIOUS PROPERTY, FOR HOUSING UNITS WITH BLACK HOUSEHOLD HEAD: 1976  
 (DATA BASED ON SAMPLE, SEE TEXT. FOR MINIMUM BASE FOR DERIVED FIGURES (PERCENT, MEDIAN, ETC.) AND MEANING OF SYMBOLS, SEE TEXT)

| PREVIOUS PROPERTY: VALUE<br>BALTIMORE, MD.        | PRESENT PROPERTY: VALUE AND LOCATION |                                       |                       |                            |                            |                            |                            |                            |                     |                                   |
|---|--------------------------------------|---------------------------------------|-----------------------|----------------------------|----------------------------|----------------------------|----------------------------|----------------------------|---------------------|-----------------------------------|
|   | TOTAL                                | SPECIFIED OWNER OCCUPIED <sup>1</sup> |                       |                            |                            |                            |                            |                            |                     | ALL<br>OTHER<br>OCCUPIED<br>UNITS |
|   |                                      | TOTAL                                 | LESS THAN<br>\$10,000 | \$10,000<br>TO<br>\$14,999 | \$15,000<br>TO<br>\$19,999 | \$20,000<br>TO<br>\$24,999 | \$25,000<br>TO<br>\$34,999 | \$35,000<br>TO<br>\$49,999 | \$50,000<br>OR MORE |                                   |
|   | - SMSA TOTAL                         |                                       |                       |                            |                            |                            |                            |                            |                     |                                   |
| UNITS OCCUPIED BY RECENT MOVERS . . . . .         | 28 100                               | 2 900                                 | 200                   | 300                        | 500                        | -                          | 700                        | 800                        | 500                 | 25 200                            |
| SAME HEAD IN PRESENT AND PREVIOUS UNIT. . . . .   | 17 900                               | 2 400                                 | -                     | 200                        | 500                        | -                          | 700                        | 800                        | 300                 | 15 500                            |
| SPECIFIED OWNER OCCUPIED <sup>1</sup> . . . . .   | 800                                  | 200                                   | -                     | -                          | 200                        | -                          | -                          | -                          | -                   | 600                               |
| LESS THAN \$10,000 . . . . .                      | 200                                  | -                                     | -                     | -                          | -                          | -                          | -                          | -                          | -                   | 200                               |
| \$10,000 TO \$14,999. . . . .                     | -                                    | -                                     | -                     | -                          | -                          | -                          | -                          | -                          | -                   | -                                 |
| \$15,000 TO \$19,999. . . . .                     | -                                    | -                                     | -                     | -                          | -                          | -                          | -                          | -                          | -                   | -                                 |
| \$20,000 TO \$24,999. . . . .                     | -                                    | -                                     | -                     | -                          | -                          | -                          | -                          | -                          | -                   | -                                 |
| \$25,000 TO \$34,999. . . . .                     | -                                    | -                                     | -                     | -                          | -                          | -                          | -                          | -                          | -                   | -                                 |
| \$35,000 TO \$49,999. . . . .                     | 300                                  | 200                                   | -                     | -                          | -                          | -                          | -                          | -                          | -                   | -                                 |
| \$50,000 OR MORE . . . . .                        | -                                    | -                                     | -                     | -                          | 200                        | -                          | -                          | -                          | -                   | 200                               |
| NOT REPORTED. . . . .                             | 300                                  | -                                     | -                     | -                          | -                          | -                          | -                          | -                          | -                   | 300                               |
| ALL OTHER OCCUPIED UNITS. . . . .                 | 17 100                               | 2 200                                 | -                     | 200                        | 300                        | -                          | 700                        | 800                        | 300                 | 14 900                            |
| DIFFERENT HEAD IN PRESENT AND PREVIOUS UNIT . . . | 10 200                               | 500                                   | 200                   | 200                        | -                          | -                          | -                          | -                          | 200                 | 9 700                             |
|   | IN CENTRAL CITY(S)                   |                                       |                       |                            |                            |                            |                            |                            |                     |                                   |
| UNITS OCCUPIED BY RECENT MOVERS . . . . .         | 21 500                               | 1 600                                 | 200                   | 300                        | 300                        | -                          | 700                        | 200                        | -                   | 19 900                            |
| SAME HEAD IN PRESENT AND PREVIOUS UNIT. . . . .   | 13 800                               | 1 300                                 | -                     | 200                        | 300                        | -                          | 700                        | 200                        | -                   | 12 500                            |
| SPECIFIED OWNER OCCUPIED <sup>1</sup> . . . . .   | 500                                  | -                                     | -                     | -                          | -                          | -                          | -                          | -                          | -                   | 500                               |
| LESS THAN \$10,000 . . . . .                      | -                                    | -                                     | -                     | -                          | -                          | -                          | -                          | -                          | -                   | -                                 |
| \$10,000 TO \$14,999. . . . .                     | -                                    | -                                     | -                     | -                          | -                          | -                          | -                          | -                          | -                   | -                                 |
| \$15,000 TO \$19,999. . . . .                     | -                                    | -                                     | -                     | -                          | -                          | -                          | -                          | -                          | -                   | -                                 |
| \$20,000 TO \$24,999. . . . .                     | -                                    | -                                     | -                     | -                          | -                          | -                          | -                          | -                          | -                   | -                                 |
| \$25,000 TO \$34,999. . . . .                     | -                                    | -                                     | -                     | -                          | -                          | -                          | -                          | -                          | -                   | -                                 |
| \$35,000 TO \$49,999. . . . .                     | 200                                  | -                                     | -                     | -                          | -                          | -                          | -                          | -                          | -                   | -                                 |
| \$50,000 OR MORE . . . . .                        | 300                                  | -                                     | -                     | -                          | -                          | -                          | -                          | -                          | -                   | 200                               |
| NOT REPORTED. . . . .                             | -                                    | -                                     | -                     | -                          | -                          | -                          | -                          | -                          | -                   | 300                               |
| ALL OTHER OCCUPIED UNITS. . . . .                 | 13 400                               | 1 300                                 | -                     | 200                        | 300                        | -                          | 700                        | 200                        | -                   | 12 100                            |
| DIFFERENT HEAD IN PRESENT AND PREVIOUS UNIT . . . | 7 700                                | 300                                   | 200                   | 200                        | -                          | -                          | -                          | -                          | -                   | 7 300                             |

<sup>1</sup>LIMITED TO 1-FAMILY HOMES ON LESS THAN 10 ACRES AND NO BUSINESS ON PROPERTY.

TABLE 18. GROSS RENT AND LOCATION OF PRESENT UNIT BY GROSS RENT OF PREVIOUS UNIT, FOR HOUSING UNITS WITH BLACK HOUSEHOLD HEAD: 1976  
(DATA BASED ON SAMPLE, SEE TEXT. FOR MINIMUM BASE FOR DERIVED FIGURES (PERCENT, MEDIAN, ETC.) AND MEANING OF SYMBOLS, SEE TEXT)

| PREVIOUS UNIT: GROSS RENT<br>BALTIMORE, MD.           | PRESENT UNIT: GROSS RENT AND LOCATION  |                      |                    |                      |                      |                      |                      |                      |                     |                    |     |                                   |
|---|--|----------------------|--------------------|----------------------|----------------------|----------------------|----------------------|----------------------|---------------------|--------------------|-----|-----------------------------------|
|   | SPECIFIED RENTER OCCUPIED <sup>1</sup> |                      |                    |                      |                      |                      |                      |                      |                     |                    |     | ALL<br>OTHER<br>OCCUPIED<br>UNITS |
|   | TOTAL                                  | LESS<br>THAN<br>\$70 | \$70<br>TO<br>\$99 | \$100<br>TO<br>\$124 | \$125<br>TO<br>\$149 | \$150<br>TO<br>\$174 | \$175<br>TO<br>\$199 | \$200<br>TO<br>\$249 | \$250<br>OR<br>MORE | NO<br>CASH<br>RENT |     |                                   |
|   | SMSA TOTAL                             |                      |                    |                      |                      |                      |                      |                      |                     |                    |     |                                   |
| UNITS OCCUPIED BY RECENT MOVERS . . . . .             | 28 200                                 | 25 000               | 800                | 900                  | 2 700                | 3 400                | 5 000                | 4 000                | 6 200               | 1 900              | 200 | 3 200                             |
| SAME HEAD IN PRESENT AND PREVIOUS UNIT. . . . .       | 17 900                                 | 15 300               | 500                | 500                  | 1 600                | 2 100                | 3 600                | 2 400                | 3 600               | 1 000              | 200 | 2 500                             |
| SPECIFIED RENTER OCCUPIED <sup>1</sup>                | 16 600                                 | 14 400               | 500                | 500                  | 1 600                | 1 600                | 3 400                | 2 400                | 3 500               | 800                | 200 | 2 200                             |
| LESS THAN \$70 . . . . .                              | 300                                    | 300                  | -                  | 200                  | -                    | 200                  | -                    | -                    | -                   | -                  | -   | -                                 |
| \$70 TO \$99. . . . .                                 | 1 800                                  | 1 800                | 200                | 200                  | 500                  | 300                  | -                    | 600                  | -                   | -                  | -   | -                                 |
| \$100 TO \$124. . . . .                               | 1 800                                  | 1 800                | -                  | 200                  | 500                  | 300                  | -                    | -                    | 300                 | -                  | -   | 300                               |
| \$125 TO \$149. . . . .                               | 2 700                                  | 2 400                | 200                | -                    | 300                  | 500                  | 1 200                | 200                  | 100                 | -                  | -   | 800                               |
| \$150 TO \$174. . . . .                               | 2 900                                  | 2 100                | -                  | -                    | 200                  | -                    | 500                  | 300                  | 800                 | 200                | 200 | 800                               |
| \$175 TO \$199. . . . .                               | 2 700                                  | 2 100                | 200                | -                    | 100                  | 200                  | 800                  | 300                  | 500                 | -                  | -   | 600                               |
| \$200 TO \$249. . . . .                               | 2 900                                  | 2 700                | -                  | -                    | -                    | -                    | 200                  | 800                  | 1 300               | 500                | -   | 200                               |
| \$250 OR MORE. . . . .                                | 1 100                                  | 800                  | -                  | -                    | -                    | -                    | -                    | 200                  | 500                 | 200                | -   | 300                               |
| NO CASH RENT. . . . .                                 | 300                                    | 300                  | -                  | -                    | -                    | 200                  | 200                  | -                    | -                   | -                  | -   | -                                 |
| RENT NOT REPORTED . . . . .                           | 200                                    | 200                  | -                  | -                    | -                    | -                    | 200                  | -                    | -                   | -                  | -   | -                                 |
| ALL OTHER OCCUPIED UNITS. . . . .                     | 1 200                                  | 900                  | -                  | -                    | -                    | 500                  | 200                  | -                    | 200                 | 200                | -   | 300                               |
| DIFFERENT HEAD IN PRESENT AND PREVIOUS UNIT . . . . . | 10 300                                 | 9 700                | 300                | 500                  | 1 100                | 1 300                | 1 400                | 1 600                | 2 500               | 900                | -   | 600                               |
|   | IN CENTRAL CITY(S)                     |                      |                    |                      |                      |                      |                      |                      |                     |                    |     |                                   |
| UNITS OCCUPIED BY RECENT MOVERS . . . . .             | 21 500                                 | 19 900               | 800                | 800                  | 2 700                | 3 400                | 3 400                | 3 500                | 4 300               | 800                | 200 | 1 600                             |
| SAME HEAD IN PRESENT AND PREVIOUS UNIT. . . . .       | 13 800                                 | 12 500               | 500                | 500                  | 1 600                | 2 100                | 2 600                | 1 900                | 2 700               | 500                | 200 | 1 300                             |
| SPECIFIED RENTER OCCUPIED <sup>1</sup>                | 13 100                                 | 11 800               | 500                | 500                  | 1 600                | 1 600                | 2 600                | 1 900                | 2 600               | 300                | 200 | 1 300                             |
| LESS THAN \$70 . . . . .                              | 300                                    | 300                  | -                  | 200                  | -                    | 200                  | -                    | -                    | -                   | -                  | -   | -                                 |
| \$70 TO \$99. . . . .                                 | 1 800                                  | 1 800                | 200                | 200                  | 500                  | 300                  | -                    | 600                  | -                   | -                  | -   | -                                 |
| \$100 TO \$124. . . . .                               | 1 600                                  | 1 600                | -                  | 200                  | 500                  | 300                  | 300                  | -                    | 300                 | -                  | -   | 200                               |
| \$125 TO \$149. . . . .                               | 2 100                                  | 2 000                | 200                | -                    | 300                  | 500                  | 1 000                | -                    | -                   | -                  | -   | 700                               |
| \$150 TO \$174. . . . .                               | 2 400                                  | 1 800                | -                  | -                    | 200                  | -                    | 200                  | 300                  | 800                 | 200                | 200 | 300                               |
| \$175 TO \$199. . . . .                               | 1 900                                  | 1 600                | 200                | -                    | 100                  | 200                  | 700                  | 200                  | 300                 | -                  | -   | 200                               |
| \$200 TO \$249. . . . .                               | 1 900                                  | 1 800                | -                  | -                    | -                    | -                    | 200                  | 600                  | 800                 | 200                | -   | -                                 |
| \$250 OR MORE. . . . .                                | 500                                    | 500                  | -                  | -                    | -                    | -                    | 200                  | 300                  | 300                 | -                  | -   | -                                 |
| NO CASH RENT. . . . .                                 | 300                                    | 300                  | -                  | -                    | -                    | 200                  | 200                  | -                    | -                   | -                  | -   | -                                 |
| RENT NOT REPORTED . . . . .                           | 200                                    | 200                  | -                  | -                    | -                    | -                    | 200                  | -                    | -                   | -                  | -   | -                                 |
| ALL OTHER OCCUPIED UNITS. . . . .                     | 800                                    | 800                  | -                  | -                    | -                    | 500                  | -                    | -                    | 200                 | 200                | -   | -                                 |
| DIFFERENT HEAD IN PRESENT AND PREVIOUS UNIT . . . . . | 7 700                                  | 7 300                | 300                | 300                  | 1 100                | 1 300                | 800                  | 1 600                | 1 600               | 300                | -   | 300                               |

<sup>1</sup>EXCLUDES 1-FAMILY HOMES ON 10 ACRES OR MORE.

TABLE 19. SELECTED CHARACTERISTICS OF ALL OCCUPIED HOUSING UNITS AND OF UNITS OCCUPIED BY RECENT MOVERS BY TENURE, FOR HOUSING UNITS WITH HOUSEHOLD HEAD OF SPANISH ORIGIN: 1976

TABLE 20. TENURE AND LOCATION OF PRESENT UNIT BY TENURE AND LOCATION OF PREVIOUS UNIT, FOR HOUSING UNITS WITH HOUSEHOLD HEAD OF SPANISH ORIGIN: 1976

TABLE 21. TENURE, UNITS IN STRUCTURE, AND LOCATION OF PRESENT UNIT BY TENURE AND UNITS IN STRUCTURE OF PREVIOUS UNIT, FOR HOUSING UNITS WITH HOUSEHOLD HEAD OF SPANISH ORIGIN: 1976

TABLE 22. AGE OF HEAD, PRESENCE OF PERSONS 65 YEARS OLD AND OVER, AND LOCATION OF PRESENT UNIT BY TENURE OF PRESENT AND PREVIOUS UNIT, FOR HOUSING UNITS WITH HOUSEHOLD HEAD OF SPANISH ORIGIN: 1976

TABLE 23. TENURE, NUMBER OF BEDROOMS, AND LOCATION OF PRESENT UNIT BY TENURE AND NUMBER OF BEDROOMS OF PREVIOUS UNIT, FOR HOUSING UNITS WITH HOUSEHOLD HEAD OF SPANISH ORIGIN: 1976






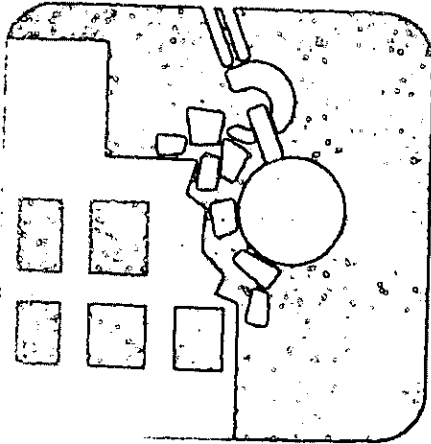
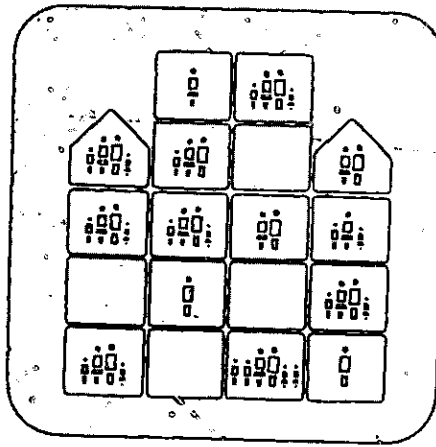

TABLE 24. TENURE, PLUMBING FACILITIES, AND LOCATION OF PRESENT UNIT BY TENURE AND PLUMBING FACILITIES OF PREVIOUS UNIT, FOR HOUSING UNITS WITH HOUSEHOLD HEAD OF SPANISH ORIGIN: 1976

TABLE 25. TENURE, PERSONS PER ROOM, AND LOCATION OF PRESENT UNIT BY TENURE AND PERSON PER ROOM OF PREVIOUS UNIT, FOR HOUSING UNITS WITH HOUSEHOLD HEAD OF SPANISH ORIGIN: 1976

TABLE 26. VALUE AND LOCATION OF PRESENT PROPERTY BY VALUE OF PREVIOUS PROPERTY, FOR HOUSING UNITS WITH HOUSEHOLD HEAD OF SPANISH ORIGIN: 1976

TABLE 27. GROSS RENT AND LOCATION OF PRESENT UNIT BY GROSS RENT OF PREVIOUS UNIT, FOR HOUSING UNITS WITH HOUSEHOLD HEAD OF SPANISH ORIGIN: 1976

(TABLES 19 THROUGH 27 OMITTED BECAUSE OF INSUFFICIENT NUMBER OF HOUSEHOLDS WITH HEAD OF SPANISH ORIGIN; SEE INTRODUCTION)



**Financial  
Characteristics  
by Indicators  
of Housing and  
Neighborhood  
Quality**

**PART  
F**

TABLE A-1. INCOME OF FAMILIES AND PRIMARY INDIVIDUALS BY OCCUPANCY AND UTILIZATION CHARACTERISTICS AND SERVICES AVAILABLE: 1976  
(DATA BASED ON SAMPLE; SEE TEXT. FOR MINIMUM BASE FOR DERIVED FIGURES (PERCENT, MEDIAN, ETC.) AND MEANING OF SYMBOLS, SEE TEXT)

| STANDARD METROPOLITAN STATISTICAL AREA<br>BALTIMORE, MD.<br>TOTAL | TOTAL   | LESS<br>THAN<br>\$3,000 | \$3,000<br>TO<br>\$4,999 | \$5,000<br>TO<br>\$6,999 | \$7,000<br>TO<br>\$9,999 | \$10,000<br>TO<br>\$12,499 | \$12,500<br>TO<br>\$14,999 | \$15,000<br>TO<br>\$19,999 | \$20,000<br>TO<br>\$24,999 | \$25,000<br>TO<br>\$34,999 | \$35,000<br>OR<br>MORE | MEDIAN<br>(DOLLARS) |
|---|---------|-------------------------|--------------------------|--------------------------|--------------------------|----------------------------|----------------------------|----------------------------|----------------------------|----------------------------|------------------------|---------------------|
| <b>DURATION OF OCCUPANCY</b>                                      |         |                         |                          |                          |                          |                            |                            |                            |                            |                            |                        |                     |
| OWNER OCCUPIED  | 413 200 | 18 100                  | 19 700                   | 23 300                   | 31 200                   | 28 800                     | 31 700                     | 80 800                     | 65 200                     | 65 500                     | 48 800                 | 18300               |
| HOUSEHOLD HEAD LIVED HERE:  |         |                         |                          |                          |                          |                            |                            |                            |                            |                            |                        |                     |
| LESS THAN 3 MONTHS  | 7 700   | -                       | 200                      | -                        | 500                      | 1 000                      | 500                        | 2 000                      | 1 400                      | 1 900                      | 300                    | 19400               |
| 3 MONTHS OR LONGER  | 405 500 | 18 100                  | 19 600                   | 23 300                   | 30 700                   | 27 900                     | 31 200                     | 78 800                     | 63 800                     | 63 600                     | 48 500                 | 18300               |
| LIVED HERE LAST WINTER  | 396 000 | 18 100                  | 19 600                   | 23 100                   | 30 200                   | 26 900                     | 30 400                     | 76 200                     | 61 600                     | 62 700                     | 47 100                 | 18300               |
| RENTER OCCUPIED   | 278 500 | 37 700                  | 29 700                   | 27 100                   | 48 000                   | 38 200                     | 21 100                     | 38 200                     | 21 500                     | 12 300                     | 4 800                  | 9800                |
| HOUSEHOLD HEAD LIVED HERE:  |         |                         |                          |                          |                          |                            |                            |                            |                            |                            |                        |                     |
| LESS THAN 3 MONTHS  | 23 500  | 3 500                   | 2 200                    | 2 600                    | 4 000                    | 2 800                      | 1 600                      | 3 500                      | 1 700                      | 1 400                      | 200                    | 9600                |
| 3 MONTHS OR LONGER  | 255 000 | 34 200                  | 27 400                   | 24 500                   | 44 000                   | 35 300                     | 19 500                     | 34 700                     | 19 800                     | 10 300                     | 4 700                  | 9800                |
| LIVED HERE LAST WINTER  | 231 700 | 31 900                  | 26 300                   | 22 300                   | 38 700                   | 32 000                     | 17 300                     | 31 200                     | 17 800                     | 9 800                      | 4 500                  | 9700                |
| <b>BEDROOMS</b>   |         |                         |                          |                          |                          |                            |                            |                            |                            |                            |                        |                     |
| OWNER OCCUPIED  | 413 200 | 18 100                  | 19 700                   | 23 300                   | 31 200                   | 28 800                     | 31 700                     | 80 800                     | 65 200                     | 65 500                     | 48 800                 | 18300               |
| NONE AND 1  | 16 400  | 1 900                   | 2 600                    | 1 600                    | 2 100                    | 900                        | 1 400                      | 2 100                      | 1 400                      | 1 100                      | 1 200                  | 10000               |
| 2 OR MORE   | 396 800 | 16 200                  | 17 100                   | 21 700                   | 29 100                   | 27 900                     | 30 200                     | 78 800                     | 63 800                     | 64 400                     | 47 600                 | 18600               |
| NONE LACKING PRIVACY  | 369 600 | 14 400                  | 15 200                   | 19 200                   | 24 800                   | 25 100                     | 28 800                     | 74 500                     | 60 800                     | 61 400                     | 45 500                 | 18300               |
| 1 OR MORE LACKING PRIVACY   | 26 700  | 1 800                   | 1 900                    | 2 500                    | 4 300                    | 2 800                      | 1 400                      | 4 300                      | 3 000                      | 2 700                      | 2 000                  | 12500               |
| PRIVACY NOT REPORTED  | 500     | -                       | -                        | -                        | -                        | -                          | -                          | -                          | -                          | 300                        | 200                    | -                   |
| 3-OR-MORE-PERSON HOUSEHOLDS                                       | 247 200 | 3 300                   | 3 200                    | 6 100                    | 11 000                   | 16 000                     | 18 200                     | 55 400                     | 46 400                     | 50 200                     | 37 500                 | 21100               |
| NO BEDROOMS USED BY 3 PERSONS OR MORE                             | 234 000 | 3 300                   | 2 500                    | 5 700                    | 10 500                   | 15 400                     | 16 900                     | 52 200                     | 44 300                     | 47 700                     | 35 400                 | 21200               |
| BEDROOMS USED BY 3 PERSONS OR MORE                                | 10 200  | -                       | 700                      | 200                      | 300                      | 600                        | 1 300                      | 2 400                      | 1 600                      | 1 900                      | 1 300                  | 19300               |
| 1   | 9 700   | -                       | 700                      | 200                      | 300                      | 600                        | 1 300                      | 2 200                      | 1 400                      | 1 800                      | 1 300                  | 19100               |
| 2 OR MORE   | 500     | -                       | -                        | -                        | -                        | -                          | -                          | -                          | 200                        | 200                        | -                      | -                   |
| BEDROOMS USED BY PERSONS 13 YEARS OF AGE OR OLDER                 | 7 000   | -                       | 500                      | 200                      | 300                      | 300                        | 900                        | 1 200                      | 1 000                      | 1 400                      | 1 100                  | 20100               |
| NO BEDROOMS USED BY PERSONS 13 YEARS OF AGE OR OLDER              | 2 700   | -                       | 200                      | -                        | -                        | 300                        | 300                        | 1 000                      | 600                        | 300                        | -                      | -                   |
| NOT REPORTED  | 500     | -                       | -                        | -                        | -                        | -                          | -                          | 200                        | -                          | 200                        | 200                    | -                   |
| NO BEDROOMS   | -       | -                       | -                        | -                        | -                        | -                          | -                          | -                          | -                          | -                          | 200                    | -                   |
| NOT REPORTED  | 3 000   | -                       | -                        | 200                      | 200                      | -                          | -                          | -                          | -                          | -                          | -                      | -                   |
| 1- AND 2-PERSON HOUSEHOLDS  | 166 000 | 14 800                  | 16 600                   | 17 200                   | 20 200                   | 12 800                     | 13 500                     | 25 500                     | 18 800                     | 15 300                     | 11 300                 | 12800               |
| RENTER OCCUPIED   | 278 500 | 37 700                  | 29 700                   | 27 100                   | 48 000                   | 38 200                     | 21 100                     | 38 200                     | 21 500                     | 12 300                     | 4 800                  | 9800                |
| NONE AND 1  | 91 400  | 17 800                  | 10 700                   | 9 800                    | 15 900                   | 14 000                     | 6 100                      | 8 900                      | 5 000                      | 2 500                      | 800                    | 8400                |
| 2 OR MORE   | 187 100 | 19 900                  | 19 000                   | 17 300                   | 32 100                   | 24 200                     | 15 000                     | 29 200                     | 16 600                     | 9 800                      | 4 000                  | 10500               |
| NONE LACKING PRIVACY  | 158 500 | 14 900                  | 14 600                   | 12 500                   | 26 900                   | 21 100                     | 13 400                     | 27 500                     | 15 600                     | 8 700                      | 3 400                  | 11200               |
| 1 OR MORE LACKING PRIVACY   | 28 400  | 5 000                   | 4 500                    | 4 800                    | 5 200                    | 3 100                      | 1 600                      | 1 700                      | 900                        | 1 000                      | 600                    | 7000                |
| PRIVACY NOT REPORTED  | 200     | -                       | -                        | -                        | -                        | -                          | -                          | -                          | -                          | 200                        | -                      | -                   |
| 3-OR-MORE-PERSON HOUSEHOLDS                                       | 110 400 | 8 600                   | 12 300                   | 11 200                   | 17 200                   | 15 900                     | 9 800                      | 16 900                     | 10 900                     | 4 900                      | 2 700                  | 10900               |
| NO BEDROOMS USED BY 3 PERSONS OR MORE                             | 92 900  | 6 200                   | 9 900                    | 8 100                    | 15 100                   | 12 900                     | 8 100                      | 15 000                     | 10 100                     | 4 900                      | 2 600                  | 11400               |
| BEDROOMS USED BY 3 PERSONS OR MORE                                | 15 400  | 2 400                   | 2 400                    | 2 700                    | 2 100                    | 2 600                      | 1 400                      | 1 500                      | 600                        | -                          | -                      | 7600                |
| 1   | 13 500  | 1 900                   | 1 600                    | 2 200                    | 1 900                    | 2 600                      | 1 400                      | 1 200                      | 600                        | -                          | -                      | 6600                |
| 2 OR MORE   | 1 900   | 200                     | 800                      | 500                      | 200                      | -                          | -                          | 300                        | -                          | -                          | -                      | -                   |
| BEDROOMS USED BY PERSONS 13 YEARS OF AGE OR OLDER                 | 10 200  | 1 300                   | 1 300                    | 2 200                    | 1 600                    | 1 600                      | 1 100                      | 600                        | 500                        | -                          | -                      | 7600                |
| NO BEDROOMS USED BY PERSONS 13 YEARS OF AGE OR OLDER              | 3 500   | 800                     | 800                      | 300                      | 300                      | 600                        | 300                        | 200                        | 200                        | -                          | -                      | -                   |
| NOT REPORTED  | 1 700   | -                       | 300                      | 200                      | 200                      | 500                        | -                          | 600                        | -                          | -                          | -                      | -                   |
| NO BEDROOMS   | -       | -                       | -                        | -                        | -                        | -                          | -                          | -                          | -                          | -                          | -                      | -                   |
| NOT REPORTED  | 2 000   | 300                     | -                        | 500                      | -                        | 300                        | 300                        | 300                        | 200                        | -                          | 200                    | -                   |
| 1- AND 2-PERSON HOUSEHOLDS  | 168 100 | 29 100                  | 17 400                   | 15 800                   | 30 800                   | 22 300                     | 11 300                     | 21 300                     | 10 600                     | 7 400                      | 2 100                  | 9100                |
| <b>CONDITION OF KITCHEN FACILITIES</b>                            |         |                         |                          |                          |                          |                            |                            |                            |                            |                            |                        |                     |
| OWNER OCCUPIED  | 413 200 | 18 100                  | 19 700                   | 23 300                   | 31 200                   | 28 800                     | 31 700                     | 80 800                     | 65 200                     | 65 500                     | 48 800                 | 18300               |
| WITH COMPLETE KITCHEN FACILITIES                                  | 411 500 | 17 800                  | 19 300                   | 23 300                   | 31 200                   | 28 700                     | 31 500                     | 80 700                     | 65 100                     | 65 500                     | 48 500                 | 18300               |
| ALL USABLE  | 410 300 | 17 500                  | 19 300                   | 23 300                   | 30 900                   | 28 700                     | 31 500                     | 80 700                     | 64 600                     | 65 300                     | 48 500                 | 18300               |
| 1 OR MORE NOT USABLE  | 900     | 300                     | -                        | -                        | 300                      | -                          | -                          | -                          | 300                        | -                          | -                      | -                   |
| NOT REPORTED  | 300     | -                       | -                        | -                        | -                        | -                          | -                          | -                          | 200                        | 200                        | -                      | -                   |
| LACKING COMPLETE KITCHEN FACILITIES                               | 1 600   | 300                     | 500                      | -                        | -                        | 100                        | 200                        | 100                        | 200                        | -                          | 300                    | -                   |
| RENTER OCCUPIED   | 278 500 | 37 700                  | 29 700                   | 27 100                   | 48 000                   | 38 200                     | 21 100                     | 38 200                     | 21 500                     | 12 300                     | 4 800                  | 9800                |
| WITH COMPLETE KITCHEN FACILITIES                                  | 274 000 | 35 600                  | 29 300                   | 26 300                   | 47 100                   | 37 900                     | 21 100                     | 38 200                     | 21 500                     | 12 300                     | 4 800                  | 9800                |
| ALL USABLE  | 269 800 | 33 900                  | 29 000                   | 26 000                   | 46 800                   | 37 200                     | 20 700                     | 37 700                     | 21 500                     | 12 200                     | 4 800                  | 9800                |
| 1 OR MORE NOT USABLE  | 3 900   | 1 600                   | 300                      | 300                      | 300                      | 500                        | 300                        | 500                        | -                          | 200                        | -                      | 10600               |
| NOT REPORTED  | 300     | 200                     | -                        | -                        | -                        | -                          | -                          | 500                        | -                          | 200                        | -                      | 5400                |
| LACKING COMPLETE KITCHEN FACILITIES                               | 4 400   | 2 100                   | 300                      | 600                      | 1 000                    | 300                        | -                          | -                          | -                          | -                          | -                      | 4600                |
| <b>GARBAGE COLLECTION SERVICE</b>                                 |         |                         |                          |                          |                          |                            |                            |                            |                            |                            |                        |                     |
| OWNER OCCUPIED  | 413 200 | 18 100                  | 19 700                   | 23 300                   | 31 200                   | 28 800                     | 31 700                     | 80 800                     | 65 200                     | 65 500                     | 48 800                 | 18300               |
| WITH SERVICE  | 404 800 | 17 200                  | 19 000                   | 22 600                   | 31 200                   | 27 300                     | 31 200                     | 79 600                     | 64 000                     | 64 200                     | 48 500                 | 18400               |
| LESS THAN ONCE A WEEK   | 200     | -                       | -                        | -                        | 200                      | -                          | -                          | -                          | -                          | -                          | -                      | -                   |
| ONCE A WEEK   | 12 800  | 500                     | 900                      | 200                      | 800                      | -                          | -                          | -                          | -                          | -                          | -                      | -                   |
| TWICE A WEEK OR MORE  | 389 100 | 16 400                  | 17 900                   | 22 500                   | 30 100                   | 26 400                     | 28 600                     | 77 100                     | 61 500                     | 61 700                     | 47 000                 | 18400               |
| DON'T KNOW  | 2 300   | 300                     | 100                      | -                        | 200                      | 200                        | 500                        | 300                        | 200                        | 200                        | 200                    | -                   |
| NOT REPORTED  | 500     | -                       | -                        | -                        | -                        | -                          | -                          | -                          | -                          | -                          | -                      | -                   |
| NO SERVICE  | 7 900   | 900                     | 600                      | 600                      | -                        | 1 400                      | 500                        | 1 100                      | 1 200                      | 1 100                      | 300                    | 13700               |
| METHOD OF DISPOSAL:   |         |                         |                          |                          |                          |                            |                            |                            |                            |                            |                        |                     |
| INCINERATOR, TRASH CHUTE, OR COMPACTOR                            | 500     | -                       | 200                      | 200                      | -                        | -                          | -                          | -                          | -                          | 200                        | -                      | -                   |
| GARBAGE DISPOSAL  | -       | -                       | -                        | -                        | -                        | -                          | -                          | -                          | -                          | -                          | -                      | -                   |
| OTHER MEANS   | 7 100   | 900                     | 500                      | 500                      | -                        | 1 400                      | 300                        | 1 100                      | 1 200                      | 900                        | 300                    | 13700               |
| NOT REPORTED  | 300     | -                       | 200                      | -                        | -                        | -                          | 200                        | -                          | -                          | -                          | -                      | -                   |
| DON'T KNOW  | 500     | -                       | -                        | -                        | -                        | 200                        | -                          | 200                        | -                          | -                          | -                      | -                   |
| NOT REPORTED  | -       | -                       | -                        | -                        | -                        | -                          | -                          | 200                        | -                          | 200                        | -                      | -                   |
| RENTER OCCUPIED   | 278 500 | 37 700                  | 29 700                   | 27 100                   | 48 000                   | 38 200                     | 21 100                     | 38 200                     | 21 500                     | 12 300                     | 4 800                  | 9800                |
| WITH SERVICE  | 266 000 | 35 100                  | 28 400                   | 26 100                   | 46 200                   | 37 200                     | 19 700                     | 36 500                     | 20 100                     | 12 000                     | 4 600                  | 9800                |
| LESS THAN ONCE A WEEK   | 2 400   | 300                     | 600                      | 300                      | 500                      | 300                        | -                          | 200                        | 200                        | -                          | -                      | -                   |
| ONCE A WEEK   | 10 500  | 800                     | 800                      | 800                      | 1 800                    | 2 200                      | 800                        | 1 700                      | 800                        | 600                        | 200                    | 11200               |
| TWICE A WEEK OR MORE  | 226 000 | 30 500                  | 24 400                   | 22 100                   | 39 700                   | 31 000                     | 16 700                     | 29 600                     | 17 300                     | 10 200                     | 4 500                  | 9700                |
| DON'T KNOW  | 26 700  | 3 300                   | 2 600                    | 2 700                    | 4 200                    | 3 700                      | 2 200                      | 4 800                      | 1 900                      | 1 100                      | 100                    | 10400               |
| NOT REPORTED  | 500     | 100                     | -                        | 200                      | -                        | -                          | -                          | 200                        | -                          | -                          | -                      | -                   |
| NO SERVICE  | 12 200  | 2 600                   | 1 300                    | 1 000                    | 1 900                    | 900                        | 1 100                      | 1 700                      | 1 400                      | 300                        | -                      | 9000                |
| METHOD OF DISPOSAL:   |         |                         |                          |                          |                          |                            |                            |                            |                            |                            |                        |                     |
| INCINERATOR, TRASH CHUTE, OR COMPACTOR                            | 6 600   | 1 900                   | 1 100                    | 600                      | 800                      | 100                        | 600                        | 800                        | 200                        | 300                        | -                      | 5700                |
| GARBAGE DISPOSAL  | 1 400   | -                       | 200                      | 200                      | -                        | 300                        | 300                        | 300                        | 300                        | -                          | -                      | -                   |
| OTHER MEANS   | 3 800   | 600                     | -                        | 200                      | 1 100                    | 500                        | 100                        | 600                        | 700                        | -                          | -                      | 10100               |
| NOT REPORTED  | 200     | -                       | -                        | -                        | -                        | -                          | -                          | -                          | -                          | -                          | -                      | -                   |
| DON'T KNOW  | 100     | -                       | -                        | -                        | -                        | -                          | -                          | 200                        | -                          | -                          | -                      | -                   |
| NOT REPORTED  | 200     | -                       | -                        | -                        | -                        | -                          | 200                        | -                          | -                          | -                          | -                      | -                   |

TABLE A-1. INCOME OF FAMILIES AND PRIMARY INDIVIDUALS BY OCCUPANCY AND UTILIZATION CHARACTERISTICS AND SERVICES AVAILABLE: 1976--CONTINUED

(DATA BASED ON SAMPLE, SEE TEXT, FOR MINIMUM BASE FOR DERIVED FIGURES (PERCENT, MEDIAN, ETC.) AND MEANING OF SYMBOLS, SEE TEXT)

| STANDARD METROPOLITAN STATISTICAL AREA<br>BALTIMORE, MD.<br>TOTAL | TOTAL   | LESS    | \$3,000 | \$5,000 | \$7,000 | \$10,000 | \$12,500 | \$15,000 | \$20,000 | \$25,000 | \$35,000 | MEDIAN<br>(DOL-<br>LARS) |
|---|---------|---------|---------|---------|---------|----------|----------|----------|----------|----------|----------|--------------------------|
|   |         | THAN    | TO      | TO      | TO      | TO       | TO       | TO       | TO       | TO       | OR       |                          |
|   |         | \$3,000 | \$4,999 | \$6,999 | \$9,999 | \$12,499 | \$14,999 | \$19,999 | \$24,999 | \$34,999 | MORE     |                          |
| EXTERMINATOR SERVICE  |         |         |         |         |         |          |          |          |          |          |          |                          |
| OWNER OCCUPIED. . . . .   | 413 200 | 18 100  | 19 700  | 23 300  | 31 200  | 28 800   | 31 700   | 80 800   | 65 200   | 65 500   | 48 800   | 18300                    |
| OCCUPIED 3 MONTHS OR LONGER . . . . .                             | 405 500 | 18 100  | 19 600  | 23 300  | 30 700  | 27 900   | 31 200   | 78 800   | 63 800   | 63 600   | 48 500   | 18300                    |
| NO SIGNS OF MICE OR RATS. . . . .                                 | 371 100 | 16 700  | 17 600  | 20 800  | 27 500  | 25 800   | 28 800   | 73 200   | 59 100   | 57 800   | 43 700   | 18300                    |
| WITH SIGNS OF MICE OR RATS. . . . .                               | 33 300  | 1 300   | 1 900   | 2 500   | 3 200   | 2 100    | 2 400    | 5 500    | 4 400    | 5 500    | 4 600    | 18000                    |
| REGULAR EXTERMINATION SERVICE . . . . .                           | 2 700   | 300     | -       | -       | 500     | 300      | 200      | 900      | 200      | 100      | 200      | ...                      |
| IRREGULAR EXTERMINATION SERVICE . . . . .                         | 5 700   | 500     | 300     | 1 000   | 300     | -        | 800      | 600      | 600      | 600      | 900      | 14800                    |
| NO EXTERMINATION SERVICE. . . . .                                 | 24 200  | 500     | 1 600   | 1 200   | 2 400   | 1 600    | 1 400    | 3 900    | 3 600    | 4 700    | 3 400    | 19400                    |
| NOT REPORTED. . . . .   | 600     | -       | -       | 300     | -       | 200      | -        | -        | -        | -        | 200      | ...                      |
| NOT REPORTED. . . . .   | 1 100   | 100     | -       | -       | -       | -        | -        | 200      | 300      | 300      | 200      | ...                      |
| OCCUPIED LESS THAN 3 MONTHS . . . . .                             | 7 700   | -       | 200     | -       | 500     | 1 000    | 500      | 2 000    | 1 400    | 1 900    | 300      | 19400                    |
| RENTER OCCUPIED   |         |         |         |         |         |          |          |          |          |          |          |                          |
| OWNER OCCUPIED. . . . .   | 278 500 | 37 700  | 29 700  | 27 100  | 48 000  | 38 200   | 21 100   | 38 200   | 21 500   | 12 300   | 4 800    | 9800                     |
| OCCUPIED 3 MONTHS OR LONGER . . . . .                             | 255 000 | 34 200  | 27 400  | 24 500  | 44 000  | 35 300   | 19 500   | 34 700   | 19 800   | 10 900   | 4 700    | 9800                     |
| NO SIGNS OF MICE OR RATS. . . . .                                 | 210 800 | 25 500  | 20 400  | 20 200  | 36 000  | 31 400   | 15 400   | 30 600   | 17 000   | 10 300   | 4 100    | 10300                    |
| WITH SIGNS OF MICE OR RATS. . . . .                               | 43 800  | 8 800   | 7 000   | 4 300   | 7 700   | 4 000    | 4 100    | 4 000    | 2 800    | 600      | 600      | 7700                     |
| REGULAR EXTERMINATION SERVICE . . . . .                           | 3 400   | 700     | 500     | 500     | 300     | 300      | 600      | 300      | 200      | -        | -        | ...                      |
| IRREGULAR EXTERMINATION SERVICE . . . . .                         | 9 900   | 900     | 1 900   | 800     | 1 800   | 1 000    | 900      | 1 900    | 500      | 200      | -        | 9100                     |
| NO EXTERMINATION SERVICE. . . . .                                 | 29 900  | 7 000   | 4 600   | 3 000   | 5 400   | 2 700    | 2 200    | 1 800    | 2 100    | 500      | 600      | 7200                     |
| NOT REPORTED. . . . .   | 700     | 200     | -       | -       | 200     | -        | 300      | -        | -        | -        | -        | ...                      |
| NOT REPORTED. . . . .   | 500     | -       | -       | -       | 300     | -        | -        | 200      | -        | -        | -        | ...                      |
| OCCUPIED LESS THAN 3 MONTHS . . . . .                             | 23 500  | 3 500   | 2 200   | 2 600   | 4 000   | 2 800    | 1 600    | 3 500    | 1 700    | 1 400    | 200      | 9600                     |

TABLE A-2. INCOME OF FAMILIES AND PRIMARY INDIVIDUALS BY DEFICIENCIES IN SELECTED STRUCTURAL CHARACTERISTICS: 1976

(DATA BASED ON SAMPLE, SEE TEXT, FOR MINIMUM BASE FOR DERIVED FIGURES (PERCENT, MEDIAN, ETC.) AND MEANING OF SYMBOLS, SEE TEXT)

| STANDARD METROPOLITAN STATISTICAL AREA<br>BALTIMORE, MD.<br>TOTAL | TOTAL   | LESS    | \$3,000 | \$5,000 | \$7,000 | \$10,000 | \$12,500 | \$15,000 | \$20,000 | \$25,000 | \$35,000 | MEDIAN<br>(DOL-<br>LARS) |
|---|---------|---------|---------|---------|---------|----------|----------|----------|----------|----------|----------|--------------------------|
|   |         | THAN    | TO      | TO      | TO      | TO       | TO       | TO       | TO       | TO       | OR       |                          |
|   |         | \$3,000 | \$4,999 | \$6,999 | \$9,999 | \$12,499 | \$14,999 | \$19,999 | \$24,999 | \$34,999 | MORE     |                          |
| 2 OR MORE UNITS IN STRUCTURE. . . . .                             |         |         |         |         |         |          |          |          |          |          |          |                          |
| COMMON STAIRWAYS  |         |         |         |         |         |          |          |          |          |          |          |                          |
| OWNER OCCUPIED. . . . .   | 13 200  | 1 300   | 1 600   | 1 800   | 2 200   | 1 100    | 1 300    | 1 600    | 1 000    | 600      | 800      | 9700                     |
| WITH COMMON STAIRWAYS . . . . .                                   | 9 400   | 1 100   | 1 400   | 1 000   | 1 400   | 600      | 800      | 1 400    | 600      | 300      | 600      | 9500                     |
| NO LOOSE STEPS. . . . .   | 7 200   | 800     | 1 300   | 1 000   | 800     | 300      | 800      | 1 100    | 500      | 200      | 500      | 9100                     |
| RAILINGS NOT LOOSE. . . . .                                       | 6 400   | 800     | 1 300   | 1 000   | 700     | 300      | 500      | 900      | 300      | 200      | 500      | 7700                     |
| RAILINGS LOOSE. . . . .   | -       | -       | -       | -       | -       | -        | -        | -        | -        | -        | -        | ...                      |
| NO RAILINGS. . . . .  | 700     | -       | -       | -       | -       | -        | 300      | 200      | 200      | -        | -        | ...                      |
| RAILINGS NOT REPORTED. . . . .                                    | 200     | -       | -       | -       | 200     | -        | -        | -        | -        | -        | -        | ...                      |
| LOOSE STEPS. . . . .  | 600     | 200     | 100     | -       | 200     | -        | -        | -        | 200      | -        | -        | ...                      |
| RAILINGS NOT LOOSE. . . . .                                       | 300     | -       | -       | -       | 200     | -        | -        | -        | 200      | -        | -        | ...                      |
| RAILINGS LOOSE. . . . .   | 300     | 200     | 100     | -       | -       | -        | -        | -        | -        | -        | -        | ...                      |
| NO RAILINGS. . . . .  | -       | -       | -       | -       | -       | -        | -        | -        | -        | -        | -        | ...                      |
| RAILINGS NOT REPORTED. . . . .                                    | -       | -       | -       | -       | -       | -        | -        | -        | -        | -        | -        | ...                      |
| STEPS NOT REPORTED. . . . .                                       | 1 600   | 200     | -       | -       | 500     | 300      | -        | 300      | -        | 200      | 200      | ...                      |
| NO COMMON STAIRWAYS . . . . .                                     | 3 800   | 100     | 200     | 800     | 800     | 500      | 500      | 200      | 300      | 300      | 200      | ...                      |
| RENTER OCCUPIED   |         |         |         |         |         |          |          |          |          |          |          |                          |
| OWNER OCCUPIED. . . . .   | 172 700 | 23 700  | 18 600  | 18 000  | 30 700  | 24 000   | 11 900   | 23 900   | 12 500   | 7 300    | 2 100    | 9500                     |
| WITH COMMON STAIRWAYS . . . . .                                   | 148 100 | 18 500  | 15 100  | 15 500  | 26 500  | 21 300   | 10 600   | 21 000   | 10 600   | 7 100    | 1 900    | 9800                     |
| NO LOOSE STEPS. . . . .   | 132 000 | 16 100  | 13 500  | 14 300  | 23 700  | 18 200   | 9 200    | 19 700   | 9 700    | 6 000    | 1 700    | 9800                     |
| RAILINGS NOT LOOSE. . . . .                                       | 123 200 | 15 000  | 12 200  | 13 200  | 22 600  | 15 700   | 8 900    | 19 100   | 8 800    | 6 000    | 1 700    | 9800                     |
| RAILINGS LOOSE. . . . .   | 4 800   | 300     | 800     | 300     | 800     | 1 300    | 300      | 300      | 700      | -        | -        | 10300                    |
| NO RAILINGS. . . . .  | 3 300   | 800     | 300     | 800     | 200     | 1 100    | 100      | 100      | -        | -        | -        | ...                      |
| RAILINGS NOT REPORTED . . . . .                                   | 800     | -       | 200     | -       | 200     | 200      | -        | 200      | 200      | -        | -        | ...                      |
| LOOSE STEPS. . . . .  | 6 400   | 1 600   | 800     | 300     | 800     | 1 900    | 300      | 200      | 200      | 300      | -        | 8700                     |
| RAILINGS NOT LOOSE. . . . .                                       | 4 400   | 1 000   | 500     | 200     | 600     | 1 400    | 300      | 200      | 200      | 200      | -        | 10000                    |
| RAILINGS LOOSE. . . . .   | 1 500   | 500     | 200     | 200     | 200     | 300      | -        | -        | -        | 200      | -        | ...                      |
| NO RAILINGS. . . . .  | 500     | 200     | 200     | -       | 200     | -        | -        | -        | -        | -        | -        | ...                      |
| RAILINGS NOT REPORTED . . . . .                                   | -       | -       | -       | -       | -       | -        | -        | -        | -        | -        | -        | ...                      |
| STEPS NOT REPORTED. . . . .                                       | 9 700   | 800     | 800     | 900     | 2 100   | 1 100    | 1 100    | 1 100    | 800      | 800      | 200      | 10600                    |
| NO COMMON STAIRWAYS . . . . .                                     | 24 600  | 5 200   | 3 500   | 2 500   | 4 300   | 2 700    | 1 300    | 2 900    | 1 900    | 200      | 200      | 7800                     |
| LIGHT FIXTURES IN PUBLIC HALLS                                    |         |         |         |         |         |          |          |          |          |          |          |                          |
| OWNER OCCUPIED. . . . .   | 13 200  | 1 300   | 1 600   | 1 800   | 2 200   | 1 100    | 1 300    | 1 600    | 1 000    | 600      | 800      | 9700                     |
| WITH PUBLIC HALLS . . . . .                                       | 5 100   | 800     | 960     | 500     | 500     | 200      | 500      | 800      | 300      | 200      | 500      | 8900                     |
| WITH LIGHT FIXTURES . . . . .                                     | 5 100   | 800     | 900     | 500     | 500     | 200      | 500      | 800      | 300      | 200      | 500      | 8900                     |
| ALL WORKING. . . . .  | 4 900   | 600     | 900     | 500     | 500     | 200      | 500      | 800      | 300      | 200      | 500      | 9400                     |
| SOME WORKING. . . . .   | -       | -       | -       | -       | -       | -        | -        | -        | -        | -        | -        | ...                      |
| NONE WORKING. . . . .   | 200     | 200     | -       | -       | -       | -        | -        | -        | -        | -        | -        | ...                      |
| NOT REPORTED. . . . .   | -       | -       | -       | -       | -       | -        | -        | -        | -        | -        | -        | ...                      |
| NO LIGHT FIXTURES . . . . .                                       | -       | -       | -       | -       | -       | -        | -        | -        | -        | -        | -        | ...                      |
| NO PUBLIC HALLS . . . . .   | 6 500   | 300     | 600     | 1 300   | 1 300   | 600      | 800      | 500      | 600      | 300      | 200      | 9500                     |
| NOT REPORTED. . . . .   | 1 600   | 200     | -       | -       | 500     | 300      | -        | 300      | -        | 200      | 200      | ...                      |
| RENTER OCCUPIED   |         |         |         |         |         |          |          |          |          |          |          |                          |
| OWNER OCCUPIED. . . . .   | 172 700 | 23 700  | 18 600  | 18 000  | 30 700  | 24 000   | 11 900   | 23 900   | 12 500   | 7 300    | 2 100    | 9500                     |
| WITH PUBLIC HALLS . . . . .                                       | 135 000 | 18 400  | 14 200  | 13 000  | 23 700  | 19 000   | 9 700    | 18 900   | 10 200   | 6 200    | 1 700    | 9800                     |
| WITH LIGHT FIXTURES . . . . .                                     | 133 600 | 18 100  | 14 100  | 12 900  | 23 500  | 18 700   | 9 700    | 18 900   | 10 000   | 6 000    | 1 700    | 9800                     |
| ALL WORKING. . . . .  | 121 900 | 16 900  | 12 500  | 11 800  | 20 400  | 16 800   | 9 200    | 17 600   | 9 600    | 5 500    | 1 700    | 9900                     |
| SOME WORKING. . . . .   | 9 200   | 600     | 1 500   | 600     | 2 300   | 1 600    | 500      | 1 000    | 300      | 500      | -        | 9000                     |
| NONE WORKING. . . . .   | 1 900   | 300     | 100     | 200     | 800     | 100      | -        | 300      | -        | -        | -        | ...                      |
| NOT REPORTED. . . . .   | 600     | 200     | -       | 200     | -       | 200      | -        | -        | 200      | -        | -        | ...                      |
| NO LIGHT FIXTURES . . . . .                                       | 1 400   | 300     | 200     | 200     | 200     | 300      | -        | -        | 200      | 200      | -        | ...                      |
| NO PUBLIC HALLS . . . . .   | 28 500  | 4 400   | 3 700   | 4 200   | 5 000   | 3 900    | 1 100    | 4 100    | 1 500    | 300      | 200      | 8100                     |
| NOT REPORTED. . . . .   | 9 200   | 800     | 600     | 800     | 2 100   | 1 100    | 1 100    | 800      | 800      | 800      | 200      | 10800                    |
| STORIES BETWEEN MAIN AND APARTMENT ENTRANCES                      |         |         |         |         |         |          |          |          |          |          |          |                          |
| NONE(ON SAME FLOOR) . . . . .                                     | 46 800  | 8 900   | 6 100   | 5 900   | 7 300   | 5 800    | 2 700    | 5 500    | 3 000    | 1 000    | 600      | 8000                     |
| 1 UP OR DOWN . . . . .  | 86 500  | 8 800   | 8 000   | 8 800   | 17 100  | 12 100   | 6 100    | 13 800   | 6 400    | 3 800    | 1 600    | 10100                    |
| 2 OR MORE(UP OR DOWN) . . . . .                                   | 42 300  | 6 100   | 4 700   | 4 100   | 6 900   | 5 600    | 3 600    | 4 500    | 3 200    | 3 000    | 500      | 9700                     |
| NOT REPORTED. . . . .   | 10 400  | 1 100   | 1 400   | 1 100   | 1 600   | 1 500    | 800      | 1 700    | 800      | 200      | 200      | 10000                    |
| 1-UNIT STRUCTURES INCLUDING MOBILE HOMES OR TRAILERS. . . . .     |         |         |         |         |         |          |          |          |          |          |          |                          |
|   | 505 700 | 30 800  | 29 200  | 30 500  | 46 300  | 41 900   | 39 600   | 93 500   | 73 300   | 69 900   | 50 800   | 16800                    |

TABLE A-2. INCOME OF FAMILIES AND PRIMARY INDIVIDUALS BY DEFICIENCIES IN SELECTED STRUCTURAL CHARACTERISTICS: 1976--CONTINUED

(DATA BASED ON SAMPLE, SEE TEXT. FOR MINIMUM BASE FOR DERIVED FIGURES (PERCENT, MEDIAN, ETC.) AND MEANING OF SYMBOLS, SEE TEXT)

| STANDARD METROPOLITAN STATISTICAL AREA<br>BALTIMORE, MD.<br>TOTAL | TOTAL   | LESS<br>THAN<br>\$3,000 | \$3,000<br>TO<br>\$4,999 | \$5,000<br>TO<br>\$6,999 | \$7,000<br>TO<br>\$9,999 | \$10,000<br>TO<br>\$12,499 | \$12,500<br>TO<br>\$14,999 | \$15,000<br>TO<br>\$19,999 | \$20,000<br>TO<br>\$24,999 | \$25,000<br>TO<br>\$34,999 | \$35,000<br>OR<br>MORE | MEDIAN<br>(DOL-<br>LARS) |
|---|---------|-------------------------|--------------------------|--------------------------|--------------------------|----------------------------|----------------------------|----------------------------|----------------------------|----------------------------|------------------------|--------------------------|
| ALL OCCUPIED HOUSING UNITS. . . . .                               | 691 600 | 55 800                  | 49 400                   | 50 300                   | 79 200                   | 67 000                     | 52 700                     | 119 000                    | 86 800                     | 77 800                     | 53 600                 | 14600                    |
| ELECTRIC WIRING   |         |                         |                          |                          |                          |                            |                            |                            |                            |                            |                        |                          |
| OWNER OCCUPIED. . . . .   | 413 200 | 18 100                  | 19 700                   | 23 300                   | 31 200                   | 28 800                     | 31 700                     | 80 800                     | 65 200                     | 65 500                     | 48 800                 | 18300                    |
| ALL WIRING CONCEALED IN WALLS OR METAL COVERING . . . . .         | 409 300 | 17 900                  | 19 300                   | 23 000                   | 31 000                   | 28 500                     | 31 500                     | 80 100                     | 65 100                     | 64 500                     | 48 400                 | 18300                    |
| SOME OR ALL WIRING EXPOSED. . . . .                               | 3 900   | 200                     | 500                      | 300                      | 200                      | 300                        | 200                        | 800                        | 200                        | 1 000                      | 500                    | 17600                    |
| NOT REPORTED. . . . .   | -       | -                       | -                        | -                        | -                        | -                          | -                          | -                          | -                          | -                          | -                      | -                        |
| RENTER OCCUPIED . . . . .   | 278 500 | 37 700                  | 29 700                   | 27 100                   | 48 000                   | 38 200                     | 21 100                     | 38 200                     | 21 500                     | 12 300                     | 4 800                  | 9800                     |
| ALL WIRING CONCEALED IN WALLS OR METAL COVERING . . . . .         | 271 500 | 35 600                  | 29 000                   | 26 600                   | 47 400                   | 36 600                     | 20 900                     | 37 500                     | 21 100                     | 12 100                     | 4 700                  | 9800                     |
| SOME OR ALL WIRING EXPOSED. . . . .                               | 7 000   | 2 100                   | 700                      | 500                      | 600                      | 1 600                      | 200                        | 600                        | 500                        | 200                        | 100                    | 8500                     |
| NOT REPORTED. . . . .   | -       | -                       | -                        | -                        | -                        | -                          | -                          | -                          | -                          | -                          | -                      | -                        |
| ELECTRIC WALL OUTLETS   |         |                         |                          |                          |                          |                            |                            |                            |                            |                            |                        |                          |
| OWNER OCCUPIED. . . . .   | 413 200 | 18 100                  | 19 700                   | 23 300                   | 31 200                   | 28 800                     | 31 700                     | 80 800                     | 65 200                     | 65 500                     | 48 800                 | 18300                    |
| WITH WORKING OUTLETS IN EACH ROOM . . . . .                       | 402 000 | 17 500                  | 17 900                   | 21 400                   | 29 900                   | 27 600                     | 31 200                     | 78 800                     | 64 400                     | 65 000                     | 48 200                 | 18500                    |
| LACKING WORKING OUTLETS IN SOME OR ALL ROOMS. . . . .             | 11 000  | 600                     | 1 900                    | 1 900                    | 1 200                    | 1 200                      | 500                        | 2 000                      | 800                        | 500                        | 500                    | 9900                     |
| NOT REPORTED. . . . .   | 200     | -                       | -                        | -                        | -                        | -                          | -                          | -                          | -                          | -                          | -                      | 200                      |
| RENTER OCCUPIED . . . . .   | 278 500 | 37 700                  | 29 700                   | 27 100                   | 48 000                   | 38 200                     | 21 100                     | 38 200                     | 21 500                     | 12 300                     | 4 800                  | 9800                     |
| WITH WORKING OUTLETS IN EACH ROOM . . . . .                       | 263 800 | 34 100                  | 26 900                   | 25 000                   | 46 000                   | 36 300                     | 20 100                     | 37 100                     | 21 400                     | 12 200                     | 4 800                  | 10000                    |
| LACKING WORKING OUTLETS IN SOME OR ALL ROOMS. . . . .             | 14 700  | 3 600                   | 2 700                    | 2 100                    | 2 000                    | 1 900                      | 900                        | 1 100                      | 200                        | 200                        | -                      | 6000                     |
| NOT REPORTED. . . . .   | -       | -                       | -                        | -                        | -                        | -                          | -                          | -                          | -                          | -                          | -                      | -                        |
| BASEMENT  |         |                         |                          |                          |                          |                            |                            |                            |                            |                            |                        |                          |
| OWNER OCCUPIED. . . . .   | 413 200 | 18 100                  | 19 700                   | 23 300                   | 31 200                   | 28 800                     | 31 700                     | 80 800                     | 65 200                     | 65 500                     | 48 800                 | 18300                    |
| WITH BASEMENT . . . . .   | 344 200 | 15 200                  | 15 900                   | 20 800                   | 25 400                   | 23 900                     | 25 200                     | 66 400                     | 55 900                     | 55 400                     | 40 100                 | 17400                    |
| NO WATER LEAKAGE. . . . .   | 293 500 | 12 700                  | 13 500                   | 17 500                   | 23 100                   | 19 300                     | 21 000                     | 55 600                     | 49 500                     | 47 700                     | 33 600                 | 18600                    |
| WITH WATER LEAKAGE. . . . .                                       | 48 500  | 2 400                   | 2 200                    | 3 100                    | 2 300                    | 4 100                      | 3 800                      | 10 500                     | 6 100                      | 7 500                      | 6 400                  | 19000                    |
| DON'T KNOW. . . . .   | 1 800   | 200                     | 200                      | 200                      | -                        | 300                        | 300                        | 200                        | 300                        | -                          | 200                    | ...                      |
| NOT REPORTED. . . . .   | 500     | -                       | -                        | -                        | -                        | 200                        | -                          | 200                        | -                          | 200                        | -                      | ...                      |
| NO BASEMENT . . . . .   | 69 000  | 2 900                   | 3 900                    | 2 500                    | 5 800                    | 4 900                      | 6 500                      | 14 400                     | 9 300                      | 10 100                     | 8 700                  | 17800                    |
| RENTER OCCUPIED . . . . .   | 278 500 | 37 700                  | 29 700                   | 27 100                   | 48 000                   | 38 200                     | 21 100                     | 38 200                     | 21 500                     | 12 300                     | 4 800                  | 9800                     |
| WITH BASEMENT . . . . .   | 186 100 | 26 800                  | 21 600                   | 18 700                   | 31 200                   | 26 000                     | 13 300                     | 23 300                     | 13 500                     | 8 400                      | 3 400                  | 9500                     |
| NO WATER LEAKAGE. . . . .   | 114 800 | 13 900                  | 11 900                   | 11 400                   | 19 200                   | 15 100                     | 9 100                      | 16 700                     | 9 100                      | 5 700                      | 2 800                  | 10200                    |
| WITH WATER LEAKAGE. . . . .                                       | 24 200  | 3 700                   | 2 600                    | 1 900                    | 3 800                    | 3 600                      | 2 500                      | 1 900                      | 2 200                      | 1 700                      | 300                    | 10100                    |
| DON'T KNOW. . . . .   | 46 200  | 9 000                   | 7 200                    | 5 300                    | 8 000                    | 6 900                      | 1 700                      | 4 700                      | 2 200                      | 1 000                      | 300                    | 7600                     |
| NOT REPORTED. . . . .   | 800     | -                       | -                        | 200                      | 200                      | 300                        | -                          | -                          | -                          | -                          | -                      | ...                      |
| NO BASEMENT . . . . .   | 92 400  | 10 900                  | 8 000                    | 8 400                    | 16 900                   | 12 200                     | 7 800                      | 14 900                     | 8 000                      | 3 900                      | 1 400                  | 10400                    |
| ROOF  |         |                         |                          |                          |                          |                            |                            |                            |                            |                            |                        |                          |
| OWNER OCCUPIED. . . . .   | 413 200 | 18 100                  | 19 700                   | 23 300                   | 31 200                   | 28 800                     | 31 700                     | 80 800                     | 65 200                     | 65 500                     | 48 800                 | 18300                    |
| NO WATER LEAKAGE. . . . .   | 388 300 | 16 200                  | 18 200                   | 21 500                   | 29 400                   | 27 300                     | 30 200                     | 75 400                     | 61 300                     | 62 400                     | 46 500                 | 18400                    |
| WITH WATER LEAKAGE. . . . .                                       | 22 900  | 1 700                   | 1 600                    | 1 600                    | 1 800                    | 1 200                      | 1 400                      | 4 800                      | 3 400                      | 3 100                      | 2 200                  | 17200                    |
| DON'T KNOW. . . . .   | 1 400   | 200                     | -                        | 200                      | -                        | 300                        | -                          | 300                        | 300                        | -                          | 200                    | ...                      |
| NOT REPORTED. . . . .   | 500     | -                       | -                        | -                        | -                        | -                          | -                          | 300                        | 200                        | -                          | -                      | ...                      |
| RENTER OCCUPIED . . . . .   | 278 500 | 37 700                  | 29 700                   | 27 100                   | 48 000                   | 38 200                     | 21 100                     | 38 200                     | 21 500                     | 12 300                     | 4 800                  | 9800                     |
| NO WATER LEAKAGE. . . . .   | 218 400 | 28 200                  | 21 900                   | 20 400                   | 38 000                   | 30 300                     | 18 200                     | 31 200                     | 16 000                     | 9 600                      | 4 600                  | 10100                    |
| WITH WATER LEAKAGE. . . . .                                       | 27 400  | 4 900                   | 4 700                    | 3 700                    | 4 200                    | 3 500                      | 1 400                      | 2 200                      | 1 700                      | 1 100                      | -                      | 7300                     |
| DON'T KNOW. . . . .   | 32 500  | 4 600                   | 3 100                    | 3 000                    | 5 900                    | 4 300                      | 1 400                      | 4 700                      | 3 800                      | 1 600                      | 200                    | 9800                     |
| NOT REPORTED. . . . .   | 100     | -                       | -                        | -                        | -                        | 100                        | -                          | -                          | -                          | -                          | -                      | ...                      |
| INTERIOR CEILINGS AND WALLS                                       |         |                         |                          |                          |                          |                            |                            |                            |                            |                            |                        |                          |
| OWNER OCCUPIED. . . . .   | 413 200 | 18 100                  | 19 700                   | 23 300                   | 31 200                   | 28 800                     | 31 700                     | 80 800                     | 65 200                     | 65 500                     | 48 800                 | 18300                    |
| OPEN CRACKS OR HOLES: . . . . .                                   |         |                         |                          |                          |                          |                            |                            |                            |                            |                            |                        |                          |
| NO OPEN CRACKS OR HOLES . . . . .                                 | 395 600 | 16 700                  | 17 700                   | 21 600                   | 29 900                   | 26 900                     | 30 700                     | 78 000                     | 63 200                     | 63 000                     | 47 900                 | 18500                    |
| WITH OPEN CRACKS OR HOLES . . . . .                               | 17 600  | 1 400                   | 2 000                    | 1 700                    | 1 300                    | 1 900                      | 900                        | 2 800                      | 2 000                      | 2 500                      | 1 000                  | 13600                    |
| NOT REPORTED. . . . .   | -       | -                       | -                        | -                        | -                        | -                          | -                          | -                          | -                          | -                          | -                      | -                        |
| BROKEN PLASTER: . . . . .   |         |                         |                          |                          |                          |                            |                            |                            |                            |                            |                        |                          |
| NO BROKEN PLASTER . . . . .                                       | 403 100 | 17 100                  | 18 800                   | 22 200                   | 30 400                   | 28 000                     | 30 100                     | 79 000                     | 64 400                     | 64 900                     | 48 200                 | 18500                    |
| WITH BROKEN PLASTER . . . . .                                     | 9 900   | 1 000                   | 900                      | 1 100                    | 800                      | 800                        | 1 400                      | 1 900                      | 900                        | 600                        | 600                    | 13200                    |
| NOT REPORTED. . . . .   | 200     | -                       | -                        | -                        | -                        | -                          | 200                        | -                          | -                          | -                          | -                      | ...                      |
| PEELING PAINT: . . . . .  |         |                         |                          |                          |                          |                            |                            |                            |                            |                            |                        |                          |
| NO PEELING PAINT. . . . .   | 402 300 | 17 000                  | 18 800                   | 21 900                   | 30 500                   | 27 900                     | 30 600                     | 77 600                     | 63 500                     | 64 500                     | 48 000                 | 18400                    |
| WITH PEELING PAINT. . . . .                                       | 10 300  | 1 100                   | 800                      | 1 400                    | 600                      | 900                        | 900                        | 1 200                      | 1 700                      | 900                        | 800                    | 13400                    |
| NOT REPORTED. . . . .   | 500     | -                       | 200                      | -                        | -                        | -                          | 200                        | -                          | 200                        | 200                        | -                      | ...                      |
| RENTER OCCUPIED . . . . .   | 278 500 | 37 700                  | 29 700                   | 27 100                   | 48 000                   | 38 200                     | 21 100                     | 38 200                     | 21 500                     | 12 300                     | 4 800                  | 9800                     |
| OPEN CRACKS OR HOLES: . . . . .                                   |         |                         |                          |                          |                          |                            |                            |                            |                            |                            |                        |                          |
| NO OPEN CRACKS OR HOLES . . . . .                                 | 232 100 | 27 800                  | 22 400                   | 21 200                   | 40 600                   | 32 600                     | 18 300                     | 34 000                     | 18 900                     | 11 700                     | 4 700                  | 10300                    |
| WITH OPEN CRACKS OR HOLES . . . . .                               | 46 100  | 9 700                   | 7 300                    | 5 700                    | 7 400                    | 5 500                      | 2 800                      | 4 100                      | 2 700                      | 600                        | 200                    | 7100                     |
| NOT REPORTED. . . . .   | 300     | 200                     | -                        | 200                      | -                        | -                          | -                          | -                          | -                          | -                          | -                      | ...                      |
| BROKEN PLASTER: . . . . .   |         |                         |                          |                          |                          |                            |                            |                            |                            |                            |                        |                          |
| NO BROKEN PLASTER . . . . .                                       | 253 100 | 32 500                  | 26 000                   | 24 000                   | 42 500                   | 35 300                     | 19 200                     | 35 800                     | 20 900                     | 12 200                     | 4 700                  | 18100                    |
| WITH BROKEN PLASTER . . . . .                                     | 25 400  | 5 200                   | 3 700                    | 3 000                    | 5 500                    | 2 900                      | 1 900                      | 2 300                      | 600                        | 200                        | 100                    | 7400                     |
| NOT REPORTED. . . . .   | -       | -                       | -                        | -                        | -                        | -                          | -                          | -                          | -                          | -                          | -                      | ...                      |
| PEELING PAINT: . . . . .  |         |                         |                          |                          |                          |                            |                            |                            |                            |                            |                        |                          |
| NO PEELING PAINT. . . . .   | 256 300 | 32 600                  | 26 500                   | 24 800                   | 43 700                   | 36 300                     | 19 800                     | 35 900                     | 20 900                     | 11 200                     | 4 500                  | 10600                    |
| WITH PEELING PAINT. . . . .                                       | 22 200  | 5 100                   | 3 200                    | 2 200                    | 4 300                    | 1 900                      | 1 200                      | 2 200                      | 600                        | 1 100                      | 300                    | 7400                     |
| NOT REPORTED. . . . .   | -       | -                       | -                        | -                        | -                        | -                          | -                          | -                          | -                          | -                          | -                      | ...                      |
| INTERIOR FLOORS   |         |                         |                          |                          |                          |                            |                            |                            |                            |                            |                        |                          |
| OWNER OCCUPIED. . . . .   | 413 200 | 18 100                  | 19 700                   | 23 300                   | 31 200                   | 28 800                     | 31 700                     | 80 800                     | 65 200                     | 65 500                     | 48 800                 | 18300                    |
| NO HOLES IN FLOOR . . . . .                                       | 408 200 | 17 400                  | 19 400                   | 22 500                   | 30 500                   | 28 400                     | 31 400                     | 80 200                     | 64 500                     | 65 200                     | 48 500                 | 18400                    |
| WITH HOLES IN FLOOR . . . . .                                     | 3 900   | 500                     | 100                      | 600                      | 600                      | 500                        | 300                        | 500                        | 500                        | 200                        | 200                    | 10300                    |
| NOT REPORTED. . . . .   | 1 100   | 200                     | 200                      | 200                      | -                        | -                          | -                          | 200                        | 200                        | 200                        | 200                    | ...                      |
| RENTER OCCUPIED . . . . .   | 278 500 | 37 700                  | 29 700                   | 27 100                   | 48 000                   | 38 200                     | 21 100                     | 38 200                     | 21 500                     | 12 300                     | 4 800                  | 9800                     |
| NO HOLES IN FLOOR . . . . .                                       | 261 400 | 33 400                  | 27 100                   | 24 900                   | 45 200                   | 36 100                     | 20 100                     | 37 100                     | 20 600                     | 12 100                     | 4 800                  | 10600                    |
| WITH HOLES IN FLOOR . . . . .                                     | 16 000  | 4 200                   | 2 300                    | 2 000                    | 2 900                    | 2 000                      | 900                        | 800                        | 800                        | 200                        | -                      | 6600                     |
| NOT REPORTED. . . . .   | 1 100   | 200                     | 300                      | 200                      | -                        | -                          | -                          | 300                        | 200                        | -                          | -                      | ...                      |

TABLE A-2. INCOME OF FAMILIES AND PRIMARY INDIVIDUALS BY DEFICIENCIES IN SELECTED STRUCTURAL CHARACTERISTICS: 1976--CONTINUED  
(DATA BASED ON SAMPLE, SEE TEXT. FOR MINIMUM BASE FOR DERIVED FIGURES (PERCENT, MEDIAN, ETC.) AND MEANING OF SYMBOLS, SEE TEXT)

| STANDARD METROPOLITAN STATISTICAL AREA<br>BALTIMORE, MD.<br>TOTAL | TOTAL   | LESS<br>THAN<br>\$3,000 | \$3,000<br>TO<br>\$4,999 | \$5,000<br>TO<br>\$6,999 | \$7,000<br>TO<br>\$9,999 | \$10,000<br>TO<br>\$12,499 | \$12,500<br>TO<br>\$14,999 | \$15,000<br>TO<br>\$19,999 | \$20,000<br>TO<br>\$24,999 | \$25,000<br>TO<br>\$34,999 | \$35,000<br>OR<br>MORE | MEDIAN<br>(DOL-<br>LARS) |
|---|---------|-------------------------|--------------------------|--------------------------|--------------------------|----------------------------|----------------------------|----------------------------|----------------------------|----------------------------|------------------------|--------------------------|
| ALL OCCUPIED HOUSING UNITS--CONTINUED                             |         |                         |                          |                          |                          |                            |                            |                            |                            |                            |                        |                          |
| SELECTED STRUCTURAL DEFICIENCIES AND WISH TO MOVE                 |         |                         |                          |                          |                          |                            |                            |                            |                            |                            |                        |                          |
| OWNER OCCUPIED, . . . . .   | 413 200 | 18 100                  | 19 700                   | 23 300                   | 31 200                   | 28 800                     | 31 700                     | 80 800                     | 65 200                     | 65 500                     | 48 800                 | 18300                    |
| WITH STRUCTURAL DEFICIENCIES, . . . . .                           | 85 200  | 4 400                   | 4 500                    | 6 300                    | 5 700                    | 6 500                      | 7 100                      | 17 700                     | 12 100                     | 12 400                     | 8 500                  | 17300                    |
| HOUSEHOLD WOULD LIKE TO MOVE, . . . . .                           | 2 100   | 300                     | -                        | 200                      | -                        | -                          | 200                        | 300                        | 300                        | 600                        | 200                    | ...                      |
| BECAUSE OF 1 CONDITION, . . . . .                                 | 1 100   | -                       | -                        | 200                      | -                        | -                          | 200                        | 300                        | 300                        | 300                        | -                      | ...                      |
| BECAUSE OF 2 CONDITIONS, . . . . .                                | 600     | 200                     | -                        | -                        | -                        | -                          | -                          | 200                        | -                          | 200                        | 200                    | ...                      |
| BECAUSE OF 3 OR MORE CONDITIONS, . . . . .                        | 300     | 200                     | -                        | -                        | -                        | -                          | -                          | -                          | -                          | 200                        | -                      | ...                      |
| HOUSEHOLD WOULD NOT LIKE TO MOVE, . . . . .                       | 80 000  | 4 100                   | 4 500                    | 6 000                    | 5 700                    | 6 300                      | 6 500                      | 16 800                     | 11 400                     | 11 000                     | 7 800                  | 17100                    |
| NOT REPORTED, . . . . .   | 3 100   | -                       | -                        | 200                      | -                        | 200                        | 500                        | 600                        | 500                        | 800                        | 500                    | ...                      |
| NO STRUCTURAL DEFICIENCIES, . . . . .                             | 327 900 | 13 700                  | 15 200                   | 17 000                   | 25 500                   | 22 400                     | 24 600                     | 63 100                     | 53 100                     | 53 100                     | 40 400                 | 18600                    |
| NOT REPORTED, . . . . .   | -       | -                       | -                        | -                        | -                        | -                          | -                          | -                          | -                          | -                          | -                      | -                        |
| RENTER OCCUPIED, . . . . .  | 278 500 | 37 700                  | 29 700                   | 27 100                   | 48 000                   | 38 200                     | 21 100                     | 38 200                     | 21 500                     | 12 300                     | 4 800                  | 9800                     |
| WITH STRUCTURAL DEFICIENCIES, . . . . .                           | 88 900  | 16 300                  | 11 000                   | 8 900                    | 16 100                   | 11 800                     | 7 000                      | 8 200                      | 5 300                      | 3 700                      | 600                    | 8500                     |
| HOUSEHOLD WOULD LIKE TO MOVE, . . . . .                           | 22 900  | 5 100                   | 3 800                    | 2 700                    | 5 000                    | 2 400                      | 900                        | 1 900                      | 600                        | 300                        | -                      | 6800                     |
| BECAUSE OF 1 CONDITION, . . . . .                                 | 4 800   | 1 300                   | 900                      | 500                      | 800                      | 500                        | -                          | 800                        | -                          | -                          | -                      | 5800                     |
| BECAUSE OF 2 CONDITIONS, . . . . .                                | 6 800   | 1 300                   | 1 000                    | 300                      | 2 100                    | 500                        | 600                        | 300                        | 500                        | 200                        | -                      | 8100                     |
| BECAUSE OF 3 OR MORE CONDITIONS, . . . . .                        | 11 400  | 2 600                   | 1 900                    | 1 900                    | 2 100                    | 1 400                      | 300                        | 800                        | 200                        | 200                        | -                      | 6200                     |
| HOUSEHOLD WOULD NOT LIKE TO MOVE, . . . . .                       | 62 800  | 10 600                  | 6 800                    | 6 000                    | 10 500                   | 9 300                      | 5 900                      | 5 800                      | 4 500                      | 2 900                      | 500                    | 9300                     |
| NOT REPORTED, . . . . .   | 3 200   | 500                     | 300                      | 200                      | 600                      | 100                        | 200                        | 500                        | 200                        | 500                        | 200                    | ...                      |
| NO STRUCTURAL DEFICIENCIES, . . . . .                             | 189 600 | 21 400                  | 18 700                   | 18 200                   | 31 900                   | 26 400                     | 14 100                     | 29 900                     | 16 200                     | 8 600                      | 4 200                  | 10400                    |
| NOT REPORTED, . . . . .   | -       | -                       | -                        | -                        | -                        | -                          | -                          | -                          | -                          | -                          | -                      | -                        |
| OVERALL OPINION OF STRUCTURE                                      |         |                         |                          |                          |                          |                            |                            |                            |                            |                            |                        |                          |
| OWNER OCCUPIED, . . . . .   | 413 200 | 18 100                  | 19 700                   | 23 300                   | 31 200                   | 28 800                     | 31 700                     | 80 800                     | 65 200                     | 65 500                     | 48 800                 | 18300                    |
| EXCELLENT, . . . . .  | 192 200 | 6 100                   | 8 200                    | 9 300                    | 12 800                   | 11 500                     | 13 900                     | 33 900                     | 29 700                     | 33 900                     | 32 900                 | 20100                    |
| GOOD, . . . . .   | 180 400 | 8 600                   | 8 500                    | 10 500                   | 13 800                   | 13 900                     | 15 600                     | 38 200                     | 30 900                     | 27 000                     | 13 600                 | 17500                    |
| FAIR, . . . . .   | 36 500  | 2 900                   | 3 100                    | 3 300                    | 4 000                    | 3 500                      | 2 000                      | 7 800                      | 4 200                      | 3 700                      | 1 900                  | 14200                    |
| POOR, . . . . .   | 2 700   | 500                     | -                        | 200                      | 300                      | -                          | 200                        | 600                        | 300                        | 600                        | -                      | ...                      |
| NOT REPORTED, . . . . .   | 1 400   | -                       | -                        | -                        | 300                      | -                          | -                          | 300                        | 200                        | 200                        | 500                    | ...                      |
| RENTER OCCUPIED, . . . . .  | 278 500 | 37 700                  | 29 700                   | 27 100                   | 48 000                   | 38 200                     | 21 100                     | 38 200                     | 21 500                     | 12 300                     | 4 800                  | 9800                     |
| EXCELLENT, . . . . .  | 63 000  | 5 700                   | 7 300                    | 4 900                    | 9 500                    | 8 300                      | 4 300                      | 9 900                      | 5 800                      | 4 600                      | 2 800                  | 11300                    |
| GOOD, . . . . .   | 114 500 | 13 700                  | 8 800                    | 12 000                   | 20 200                   | 15 700                     | 9 300                      | 18 800                     | 9 500                      | 5 200                      | 1 200                  | 10400                    |
| FAIR, . . . . .   | 78 200  | 12 700                  | 10 000                   | 7 900                    | 14 800                   | 11 200                     | 5 800                      | 7 700                      | 5 200                      | 2 400                      | 600                    | 8700                     |
| POOR, . . . . .   | 21 300  | 5 100                   | 3 400                    | 2 200                    | 3 600                    | 2 900                      | 1 600                      | 1 400                      | 900                        | 200                        | -                      | 6900                     |
| NOT REPORTED, . . . . .   | 1 400   | 500                     | 200                      | -                        | -                        | -                          | -                          | 300                        | 200                        | -                          | 200                    | ...                      |

TABLE A-3. INCOME OF FAMILIES AND PRIMARY INDIVIDUALS BY FAILURES IN PLUMBING FACILITIES AND EQUIPMENT: 1976

(DATA BASED ON SAMPLE, SEE TEXT. FOR MINIMUM BASE FOR DERIVED FIGURES (PERCENT, MEDIAN, ETC.) AND MEANING OF SYMBOLS, SEE TEXT)

| STANDARD METROPOLITAN STATISTICAL AREA<br>BALTIMORE, MD.<br>TOTAL | TOTAL   | LESS<br>THAN<br>\$3,000 | \$3,000<br>TO<br>\$4,999 | \$5,000<br>TO<br>\$6,999 | \$7,000<br>TO<br>\$9,999 | \$10,000<br>TO<br>\$12,499 | \$12,500<br>TO<br>\$14,999 | \$15,000<br>TO<br>\$19,999 | \$20,000<br>TO<br>\$24,999 | \$25,000<br>TO<br>\$34,999 | \$35,000<br>OR<br>MORE | MEDIAN<br>(DOL-<br>LARS) |
|---|---------|-------------------------|--------------------------|--------------------------|--------------------------|----------------------------|----------------------------|----------------------------|----------------------------|----------------------------|------------------------|--------------------------|
| UNITS OCCUPIED 3 MONTHS OR LONGER . . . . .                       |         |                         |                          |                          |                          |                            |                            |                            |                            |                            |                        |                          |
| WATER SUPPLY  |         |                         |                          |                          |                          |                            |                            |                            |                            |                            |                        |                          |
| OWNER OCCUPIED, . . . . .   | 405 500 | 18 100                  | 19 600                   | 23 300                   | 30 700                   | 27 900                     | 31 200                     | 78 800                     | 63 800                     | 63 600                     | 48 500                 | 18300                    |
| WITH PIPED WATER INSIDE STRUCTURE, . . . . .                      | 404 600 | 17 900                  | 19 100                   | 23 300                   | 30 700                   | 27 700                     | 31 200                     | 78 700                     | 63 800                     | 63 600                     | 48 500                 | 18300                    |
| NO BREAKDOWNS, . . . . .  | 391 300 | 16 800                  | 18 500                   | 22 700                   | 29 500                   | 26 800                     | 29 600                     | 76 600                     | 62 100                     | 62 400                     | 46 300                 | 18400                    |
| WITH BREAKDOWNS, . . . . .  | 10 900  | 900                     | 500                      | 600                      | 600                      | 600                        | 1 400                      | 1 700                      | 1 500                      | 1 100                      | 1 900                  | 17200                    |
| UNUSABLE 6 CONSECUTIVE HOURS OR LONGER:                           |         |                         |                          |                          |                          |                            |                            |                            |                            |                            |                        |                          |
| 1 TIME, . . . . .   | 8 600   | 600                     | 500                      | 600                      | 500                      | 300                        | 800                        | 1 600                      | 1 200                      | 800                        | 1 700                  | 18200                    |
| 2 TIMES, . . . . .  | 800     | -                       | -                        | -                        | -                        | 200                        | 300                        | -                          | -                          | 300                        | -                      | ...                      |
| 3 TIMES OR MORE, . . . . .  | 1 500   | 300                     | -                        | -                        | 200                      | 200                        | 300                        | 200                        | 300                        | -                          | 200                    | ...                      |
| NOT REPORTED, . . . . .   | -       | -                       | -                        | -                        | -                        | -                          | -                          | -                          | -                          | -                          | -                      | -                        |
| DON'T KNOW, . . . . .   | 1 100   | 100                     | 200                      | -                        | -                        | 300                        | 200                        | 200                        | 200                        | -                          | -                      | ...                      |
| NOT REPORTED, . . . . .   | 1 200   | -                       | -                        | -                        | 600                      | -                          | -                          | 200                        | 200                        | -                          | 300                    | ...                      |
| REASON FOR BREAKDOWN:   |         |                         |                          |                          |                          |                            |                            |                            |                            |                            |                        |                          |
| PROBLEMS INSIDE BUILDING, . . . . .                               | 2 400   | 200                     | -                        | -                        | 300                      | 200                        | 300                        | 500                        | 200                        | 200                        | 600                    | ...                      |
| PROBLEMS OUTSIDE BUILDING, . . . . .                              | 8 400   | 800                     | 500                      | 600                      | 200                      | 500                        | 1 100                      | 1 300                      | 1 400                      | 900                        | 1 200                  | 17500                    |
| NOT REPORTED, . . . . .   | 200     | -                       | -                        | -                        | 200                      | -                          | -                          | -                          | -                          | -                          | -                      | ...                      |
| NO PIPED WATER INSIDE STRUCTURE, . . . . .                        | 900     | 100                     | 500                      | -                        | -                        | 100                        | -                          | 100                        | -                          | -                          | -                      | ...                      |
| RENTER OCCUPIED, . . . . .  | 255 000 | 34 200                  | 27 400                   | 24 500                   | 44 000                   | 35 300                     | 19 500                     | 34 700                     | 19 800                     | 10 900                     | 4 700                  | 9800                     |
| WITH PIPED WATER INSIDE STRUCTURE, . . . . .                      | 254 100 | 34 100                  | 27 300                   | 24 200                   | 43 700                   | 35 300                     | 19 500                     | 34 700                     | 19 800                     | 10 900                     | 4 700                  | 9800                     |
| NO BREAKDOWNS, . . . . .  | 239 400 | 31 700                  | 26 500                   | 23 100                   | 40 700                   | 33 000                     | 18 300                     | 33 000                     | 18 400                     | 10 100                     | 4 700                  | 9800                     |
| WITH BREAKDOWNS, . . . . .  | 12 500  | 2 200                   | 600                      | 900                      | 2 500                    | 2 400                      | 900                        | 1 100                      | 1 300                      | 600                        | -                      | 10000                    |
| UNUSABLE 6 CONSECUTIVE HOURS OR LONGER:                           |         |                         |                          |                          |                          |                            |                            |                            |                            |                            |                        |                          |
| 1 TIME, . . . . .   | 7 900   | 1 100                   | 600                      | 800                      | 1 400                    | 1 700                      | 500                        | 1 000                      | 500                        | 300                        | -                      | 10000                    |
| 2 TIMES, . . . . .  | 2 600   | 300                     | -                        | 200                      | 800                      | 500                        | 200                        | -                          | 800                        | -                          | -                      | ...                      |
| 3 TIMES OR MORE, . . . . .  | 2 100   | 800                     | -                        | -                        | 300                      | 200                        | 300                        | 200                        | -                          | 300                        | -                      | ...                      |
| NOT REPORTED, . . . . .   | -       | -                       | -                        | -                        | -                        | -                          | -                          | -                          | -                          | -                          | -                      | -                        |
| DON'T KNOW, . . . . .   | 1 100   | 200                     | -                        | 200                      | 500                      | -                          | 200                        | -                          | -                          | 200                        | -                      | ...                      |
| NOT REPORTED, . . . . .   | 1 100   | -                       | 200                      | -                        | -                        | -                          | 200                        | 600                        | 200                        | -                          | -                      | ...                      |
| REASON FOR BREAKDOWN:   |         |                         |                          |                          |                          |                            |                            |                            |                            |                            |                        |                          |
| PROBLEMS INSIDE BUILDING, . . . . .                               | 5 900   | 1 400                   | 100                      | 600                      | 1 400                    | 1 000                      | 500                        | -                          | 500                        | 300                        | -                      | 8500                     |
| PROBLEMS OUTSIDE BUILDING, . . . . .                              | 6 300   | 800                     | 500                      | 300                      | 1 100                    | 1 400                      | 500                        | 1 000                      | 600                        | 300                        | -                      | 11000                    |
| NOT REPORTED, . . . . .   | 300     | -                       | -                        | -                        | -                        | -                          | -                          | 200                        | 200                        | -                          | -                      | ...                      |
| NO PIPED WATER INSIDE STRUCTURE, . . . . .                        | 900     | 200                     | 200                      | 300                      | 300                      | -                          | -                          | -                          | -                          | -                          | -                      | ...                      |





TABLE A-3. INCOME OF FAMILIES AND PRIMARY INDIVIDUALS BY FAILURES IN PLUMBING FACILITIES AND EQUIPMENT: 1976--CONTINUED  
(DATA BASED ON SAMPLE, SEE TEXT. FOR MINIMUM BASE FOR DERIVED FIGURES (PERCENT, MEDIAN, ETC.) AND MEANING OF SYMBOLS, SEE TEXT)

| STANDARD METROPOLITAN STATISTICAL AREA<br>BALTIMORE, MD.<br>TOTAL | TOTAL   | LESS<br>THAN<br>\$3,000 | \$3,000<br>TO<br>\$4,999 | \$5,000<br>TO<br>\$6,999 | \$7,000<br>TO<br>\$9,999 | \$10,000<br>TO<br>\$12,499 | \$12,500<br>TO<br>\$14,999 | \$15,000<br>TO<br>\$19,999 | \$20,000<br>TO<br>\$24,999 | \$25,000<br>TO<br>\$34,999 | \$35,000<br>OR<br>MORE | MEDIAN<br>(DOL-<br>LARS) |
|---|---------|-------------------------|--------------------------|--------------------------|--------------------------|----------------------------|----------------------------|----------------------------|----------------------------|----------------------------|------------------------|--------------------------|
| UNITS OCCUPIED LAST WINTER--CONTINUED                             |         |                         |                          |                          |                          |                            |                            |                            |                            |                            |                        |                          |
| HEATING EQUIPMENT--CONTINUED                                      |         |                         |                          |                          |                          |                            |                            |                            |                            |                            |                        |                          |
| RENTER OCCUPIED   | 231 700 | 31 900                  | 26 300                   | 22 300                   | 38 700                   | 32 000                     | 17 300                     | 31 200                     | 17 800                     | 9 800                      | 4 500                  | 9700                     |
| WITH HEATING EQUIPMENT  | 231 300 | 31 700                  | 26 200                   | 22 300                   | 38 700                   | 32 000                     | 17 300                     | 31 200                     | 17 800                     | 9 800                      | 4 500                  | 9800                     |
| NO BREAKDOWNS   | 197 600 | 26 500                  | 21 400                   | 19 900                   | 32 100                   | 27 600                     | 15 900                     | 26 800                     | 15 400                     | 8 500                      | 3 600                  | 9900                     |
| WITH BREAKDOWNS   | 28 100  | 4 500                   | 4 000                    | 2 400                    | 5 200                    | 3 500                      | 1 200                      | 3 400                      | 1 900                      | 1 100                      | 900                    | 8900                     |
| 1 TIME  | 14 200  | 1 300                   | 1 100                    | 1 600                    | 2 500                    | 1 600                      | 900                        | 500                        | 1 600                      | 800                        | 500                    | 9800                     |
| 2 TIMES   | 6 500   | 1 300                   | 1 100                    | 200                      | 1 100                    | 1 100                      | 100                        | 200                        | 200                        | 200                        | -                      | 8900                     |
| 3 TIMES   | 2 600   | 500                     | 800                      | 100                      | 600                      | -                          | -                          | 100                        | 200                        | -                          | -                      | 7500                     |
| 4 TIMES OR MORE   | 4 500   | 800                     | 800                      | 500                      | 800                      | 800                        | -                          | 300                        | -                          | -                          | -                      | 7500                     |
| NOT REPORTED  | 300     | -                       | -                        | -                        | 200                      | -                          | -                          | -                          | 200                        | -                          | -                      | 9700                     |
| NOT REPORTED  | 5 700   | 800                     | 800                      | -                        | 1 400                    | 800                        | 200                        | 1 100                      | 500                        | 200                        | -                      | 9700                     |
| NO HEATING EQUIPMENT  | 300     | 200                     | 200                      | -                        | -                        | -                          | -                          | -                          | -                          | -                          | -                      | ...                      |
| INSUFFICIENT HEAT   |         |                         |                          |                          |                          |                            |                            |                            |                            |                            |                        |                          |
| ADDITIONAL HEAT SOURCE:   |         |                         |                          |                          |                          |                            |                            |                            |                            |                            |                        |                          |
| OWNER OCCUPIED  | 396 000 | 18 100                  | 19 600                   | 23 100                   | 30 200                   | 26 900                     | 30 400                     | 76 200                     | 61 600                     | 62 700                     | 47 100                 | 18300                    |
| WITH SPECIFIED HEATING EQUIPMENT                                  | 393 600 | 17 600                  | 19 100                   | 23 000                   | 29 900                   | 26 800                     | 30 100                     | 75 900                     | 61 500                     | 62 700                     | 47 100                 | 18300                    |
| NO ADDITIONAL HEAT SOURCE USED                                    | 364 800 | 16 400                  | 17 600                   | 21 600                   | 27 500                   | 24 700                     | 29 000                     | 71 300                     | 56 900                     | 56 400                     | 43 400                 | 18200                    |
| USED KITCHEN STOVE, FIREPLACE,<br>OR PORTABLE HEATER              | 27 400  | 1 300                   | 1 500                    | 1 400                    | 2 200                    | 2 100                      | 1 100                      | 4 100                      | 4 200                      | 6 100                      | 3 400                  | 20000                    |
| NOT REPORTED  | 1 400   | -                       | -                        | -                        | 200                      | -                          | -                          | 500                        | 300                        | 200                        | 300                    | ...                      |
| LACKING SPECIFIED HEATING EQUIPMENT OR NONE                       | 2 300   | 400                     | 500                      | 200                      | 300                      | 200                        | 300                        | 300                        | 200                        | 200                        | -                      | ...                      |
| RENTER OCCUPIED   | 231 700 | 31 900                  | 26 300                   | 22 300                   | 38 700                   | 32 000                     | 17 300                     | 31 200                     | 17 800                     | 9 800                      | 4 500                  | 9700                     |
| WITH SPECIFIED HEATING EQUIPMENT                                  | 227 200 | 30 600                  | 25 500                   | 21 200                   | 37 900                   | 31 700                     | 17 300                     | 31 200                     | 17 500                     | 9 800                      | 4 500                  | 9600                     |
| NO ADDITIONAL HEAT SOURCE USED                                    | 182 100 | 21 900                  | 17 300                   | 17 200                   | 28 700                   | 26 300                     | 16 000                     | 27 500                     | 15 100                     | 8 000                      | 4 000                  | 10600                    |
| USED KITCHEN STOVE, FIREPLACE,<br>OR PORTABLE HEATER              | 39 400  | 8 000                   | 7 400                    | 4 000                    | 7 800                    | 4 500                      | 1 100                      | 2 800                      | 1 700                      | 1 600                      | 500                    | 7100                     |
| NOT REPORTED  | 5 600   | 800                     | 800                      | -                        | 1 400                    | 800                        | 200                        | 900                        | 600                        | 200                        | -                      | 9700                     |
| LACKING SPECIFIED HEATING EQUIPMENT OR NONE                       | 4 500   | 1 300                   | 800                      | 1 100                    | 800                      | 300                        | -                          | -                          | 300                        | -                          | -                      | 5400                     |
| ROOMS LACKING SPECIFIED HEAT SOURCE:                              |         |                         |                          |                          |                          |                            |                            |                            |                            |                            |                        |                          |
| OWNER OCCUPIED  | 396 000 | 18 100                  | 19 600                   | 23 100                   | 30 200                   | 26 900                     | 30 400                     | 76 200                     | 61 600                     | 62 700                     | 47 100                 | 18300                    |
| WITH SPECIFIED HEATING EQUIPMENT                                  | 393 600 | 17 600                  | 19 100                   | 23 000                   | 29 900                   | 26 800                     | 30 100                     | 75 900                     | 61 500                     | 62 700                     | 47 100                 | 18300                    |
| NO ROOMS LACKING AIR DUCTS, REGISTERS,<br>RADIATORS, OR HEATERS   | 345 800 | 14 500                  | 15 800                   | 19 500                   | 24 200                   | 22 400                     | 27 200                     | 66 900                     | 55 500                     | 55 500                     | 44 300                 | 18700                    |
| ROOMS LACKING AIR DUCTS, REGISTERS, RADIATORS,<br>OR HEATERS      | 46 800  | 3 000                   | 3 300                    | 3 500                    | 5 400                    | 4 400                      | 2 600                      | 9 000                      | 5 800                      | 7 100                      | 2 800                  | 15700                    |
| 1 ROOM  | 22 500  | 1 100                   | 1 400                    | 1 600                    | 2 400                    | 1 600                      | 1 600                      | 4 500                      | 3 400                      | 3 100                      | 1 700                  | 16700                    |
| 2 ROOMS   | 12 600  | 900                     | 1 100                    | 900                      | 1 100                    | 1 600                      | 500                        | 2 100                      | 1 100                      | 2 500                      | 800                    | 15400                    |
| 3 ROOMS OR MORE   | 11 700  | 900                     | 800                      | 900                      | 1 900                    | 1 200                      | 500                        | 2 500                      | 1 200                      | 1 400                      | 300                    | 13100                    |
| NOT REPORTED  | 1 100   | 200                     | -                        | -                        | 300                      | -                          | 300                        | -                          | 200                        | 200                        | -                      | ...                      |
| LACKING SPECIFIED HEATING EQUIPMENT OR NONE                       | 2 300   | 400                     | 500                      | 200                      | 300                      | 200                        | 300                        | 300                        | 200                        | 200                        | -                      | ...                      |
| RENTER OCCUPIED   | 231 700 | 31 900                  | 26 300                   | 22 300                   | 38 700                   | 32 000                     | 17 300                     | 31 200                     | 17 800                     | 9 800                      | 4 500                  | 9700                     |
| WITH SPECIFIED HEATING EQUIPMENT                                  | 227 200 | 30 600                  | 25 500                   | 21 200                   | 37 900                   | 31 700                     | 17 300                     | 31 200                     | 17 500                     | 9 800                      | 4 500                  | 9900                     |
| NO ROOMS LACKING AIR DUCTS, REGISTERS,<br>RADIATORS, OR HEATERS   | 200 700 | 26 500                  | 21 700                   | 18 500                   | 33 300                   | 27 600                     | 15 300                     | 28 100                     | 15 000                     | 9 300                      | 4 400                  | 10000                    |
| ROOMS LACKING AIR DUCTS, REGISTERS, RADIATORS,<br>OR HEATERS      | 25 600  | 4 100                   | 3 500                    | 2 700                    | 4 400                    | 4 100                      | 2 000                      | 3 000                      | 1 300                      | 500                        | 200                    | 8700                     |
| 1 ROOM  | 13 400  | 2 600                   | 1 900                    | 1 600                    | 1 800                    | 2 700                      | 600                        | 1 300                      | 500                        | 300                        | 200                    | 8000                     |
| 2 ROOMS   | 6 300   | 900                     | 300                      | 800                      | 2 200                    | 500                        | 800                        | 600                        | 200                        | -                          | -                      | 8500                     |
| 3 ROOMS OR MORE   | 6 000   | 600                     | 1 200                    | 300                      | 500                      | 900                        | 600                        | 1 100                      | 600                        | 200                        | -                      | 11000                    |
| NOT REPORTED  | 800     | 300                     | -                        | 200                      | -                        | -                          | -                          | 200                        | 200                        | -                          | -                      | ...                      |
| LACKING SPECIFIED HEATING EQUIPMENT OR NONE                       | 4 500   | 1 300                   | 900                      | 1 100                    | 800                      | 300                        | -                          | -                          | 300                        | -                          | -                      | 5400                     |
| CLOSURE OF ROOMS:   |         |                         |                          |                          |                          |                            |                            |                            |                            |                            |                        |                          |
| OWNER OCCUPIED  | 396 000 | 18 100                  | 19 600                   | 23 100                   | 30 200                   | 26 900                     | 30 400                     | 76 200                     | 61 600                     | 62 700                     | 47 100                 | 18300                    |
| WITH HEATING EQUIPMENT  | 396 000 | 18 100                  | 19 600                   | 23 100                   | 30 200                   | 26 900                     | 30 400                     | 76 200                     | 61 600                     | 62 700                     | 47 100                 | 18300                    |
| NO ROOMS CLOSED   | 382 400 | 17 800                  | 18 200                   | 21 700                   | 29 000                   | 25 800                     | 30 000                     | 73 700                     | 60 000                     | 60 700                     | 45 900                 | 18300                    |
| CLOSED CERTAIN ROOMS  | 11 800  | 600                     | 1 400                    | 1 200                    | 1 100                    | 1 100                      | 400                        | 1 900                      | 1 300                      | 1 900                      | 900                    | 15000                    |
| LIVING ROOM ONLY  | 200     | -                       | -                        | -                        | -                        | -                          | -                          | -                          | -                          | 200                        | -                      | ...                      |
| DINING ROOM ONLY  | -       | -                       | -                        | -                        | -                        | -                          | -                          | -                          | -                          | -                          | -                      | ...                      |
| 1 OR MORE BEDROOMS ONLY   | 6 900   | 300                     | 900                      | 1 100                    | 1 000                    | 500                        | 200                        | 1 400                      | 300                        | 800                        | 400                    | 10900                    |
| OTHER ROOMS OR COMBINATION  | 3 600   | 500                     | 500                      | 200                      | 200                      | 300                        | 200                        | 500                        | 800                        | 900                        | 100                    | ...                      |
| NOT REPORTED  | 1 100   | 300                     | -                        | -                        | -                        | 300                        | -                          | -                          | 200                        | -                          | -                      | ...                      |
| NOT REPORTED  | 1 700   | -                       | -                        | 200                      | 200                      | -                          | -                          | 600                        | 300                        | 200                        | 300                    | ...                      |
| NO HEATING EQUIPMENT  | -       | -                       | -                        | -                        | -                        | -                          | -                          | -                          | -                          | -                          | -                      | ...                      |
| RENTER OCCUPIED   | 231 700 | 31 900                  | 26 300                   | 22 300                   | 38 700                   | 32 000                     | 17 300                     | 31 200                     | 17 800                     | 9 800                      | 4 500                  | 9700                     |
| WITH HEATING EQUIPMENT  | 231 300 | 31 700                  | 26 200                   | 22 300                   | 38 700                   | 32 000                     | 17 300                     | 31 200                     | 17 800                     | 9 800                      | 4 500                  | 9800                     |
| NO ROOMS CLOSED   | 211 600 | 29 200                  | 22 500                   | 21 100                   | 35 000                   | 29 000                     | 16 700                     | 28 900                     | 16 400                     | 6 800                      | 4 000                  | 9800                     |
| CLOSED CERTAIN ROOMS  | 13 700  | 1 800                   | 2 900                    | 1 100                    | 2 200                    | 2 200                      | 500                        | 1 100                      | 900                        | 800                        | 300                    | 8500                     |
| LIVING ROOM ONLY  | 2 100   | 500                     | 500                      | 300                      | 200                      | 500                        | -                          | 200                        | -                          | -                          | -                      | ...                      |
| DINING ROOM ONLY  | 300     | -                       | 200                      | -                        | -                        | 100                        | -                          | -                          | -                          | -                          | -                      | ...                      |
| 1 OR MORE BEDROOMS ONLY   | 8 000   | 800                     | 1 700                    | 500                      | 1 600                    | 1 100                      | 300                        | 800                        | 600                        | 500                        | 200                    | 9900                     |
| OTHER ROOMS OR COMBINATION  | 3 000   | 500                     | 500                      | 300                      | 300                      | 300                        | 200                        | 200                        | 300                        | 300                        | 200                    | ...                      |
| NOT REPORTED  | 300     | -                       | -                        | -                        | 200                      | 200                        | -                          | -                          | -                          | -                          | -                      | ...                      |
| NOT REPORTED  | 6 000   | 800                     | 800                      | -                        | 1 400                    | 800                        | 200                        | 1 300                      | 500                        | 200                        | 200                    | 10000                    |
| NO HEATING EQUIPMENT  | 300     | 200                     | 200                      | -                        | -                        | -                          | -                          | -                          | -                          | -                          | -                      | ...                      |

EXCLUDES ROOM HEATERS WITHOUT FLUE OR VENT, FIREPLACES, STOVES, AND PORTABLE HEATERS.

TABLE A-4. INCOME OF FAMILIES AND PRIMARY INDIVIDUALS BY SELECTED NEIGHBORHOOD CHARACTERISTICS: 1976

(DATA BASED ON SAMPLE, SEE TEXT. FOR MINIMUM BASE FOR DERIVED FIGURES (PERCENT, MEDIAN, ETC.) AND MEANING OF SYMBOLS, SEE TEXT)

Table with 13 columns: STANDARD METROPOLITAN STATISTICAL AREA (BALTIMORE, MD., TOTAL), LESS THAN \$3,000, \$3,000 TO \$4,999, \$5,000 TO \$6,999, \$7,000 TO \$9,999, \$10,000 TO \$12,499, \$12,500 TO \$14,999, \$15,000 TO \$19,999, \$20,000 TO \$24,999, \$25,000 TO \$34,999, \$35,000 OR MORE, and MEDIAN (DOL.-LARS). Rows include various neighborhood characteristics such as 'OWNER OCCUPIED', 'NO STREET OR HIGHWAY NOISE', 'AIRPLANE TRAFFIC NOISE', 'HEAVY TRAFFIC', 'ROADS IMPASSABLE', 'UNOCCUPIED HOUSING', 'COMMERCIAL ACTIVITIES', 'ODORS, SMOKE, OR GAS', 'STREET LIGHTS', and 'NEIGHBORHOOD CRIME'.

1 WISH TO MOVE RELATES ONLY TO RESPONDENTS' OPINION OF SPECIFIC CONDITIONS.

TABLE A-4. INCOME OF FAMILIES AND PRIMARY INDIVIDUALS BY SELECTED NEIGHBORHOOD CHARACTERISTICS: 1976--CONTINUED  
 (DATA BASED ON SAMPLE, SEE TEXT. FOR MINIMUM BASE FOR DERIVED FIGURES (PERCENT, MEDIAN, ETC.) AND MEANING OF SYMBOLS, SEE TEXT)

| STANDARD METROPOLITAN STATISTICAL AREA<br>BALTIMORE, MD.<br>TOTAL | TOTAL   | INCOME LEVELS        |                          |                          |                          |                            |                            |                            |                            |                            |                        |       | MEDIAN<br>(DOLLARS) |
|---|---------|----------------------|--------------------------|--------------------------|--------------------------|----------------------------|----------------------------|----------------------------|----------------------------|----------------------------|------------------------|-------|---------------------|
|   |         | LESS THAN<br>\$3,000 | \$3,000<br>TO<br>\$4,999 | \$5,000<br>TO<br>\$6,999 | \$7,000<br>TO<br>\$9,999 | \$10,000<br>TO<br>\$12,499 | \$12,500<br>TO<br>\$14,999 | \$15,000<br>TO<br>\$19,999 | \$20,000<br>TO<br>\$24,999 | \$25,000<br>TO<br>\$34,999 | \$35,000<br>OR<br>MORE |       |                     |
| NEIGHBORHOOD CONDITIONS AND WISH TO MOVE <sup>1</sup> --CON.      |         |                      |                          |                          |                          |                            |                            |                            |                            |                            |                        |       |                     |
| OWNER OCCUPIED--CON.  |         |                      |                          |                          |                          |                            |                            |                            |                            |                            |                        |       |                     |
| NO TRASH, LITTER, OR JUNK   | 322 000 | 13 400               | 14 200                   | 16 000                   | 23 000                   | 22 000                     | 24 900                     | 64 000                     | 52 500                     | 53 500                     | 38 600                 | 18700 |                     |
| WITH TRASH, LITTER, OR JUNK                                       | 90 000  | 4 500                | 5 500                    | 7 300                    | 8 200                    | 6 700                      | 6 800                      | 16 600                     | 12 500                     | 12 000                     | 10 100                 | 16800 |                     |
| BOTHERSOME TO RESPONDENT  | 69 600  | 3 500                | 3 500                    | 4 500                    | 6 500                    | 5 100                      | 5 200                      | 14 100                     | 9 000                      | 9 800                      | 8 500                  | 17300 |                     |
| WOULD LIKE TO MOVE  | 13 600  | 800                  | 800                      | 800                      | 1 600                    | 1 400                      | 500                        | 3 300                      | 1 600                      | 2 000                      | 800                    | 16300 |                     |
| WOULD NOT LIKE TO MOVE  | 55 600  | 2 700                | 2 700                    | 3 700                    | 4 700                    | 3 700                      | 4 700                      | 10 800                     | 7 300                      | 7 800                      | 7 700                  | 17700 |                     |
| NOT REPORTED  | 300     | -                    | -                        | 200                      | -                        | -                          | -                          | 100                        | -                          | -                          | -                      | ...   |                     |
| NOT BOTHERSOME TO RESPONDENT                                      | 20 000  | 1 000                | 2 000                    | 2 600                    | 1 700                    | 1 600                      | 1 500                      | 2 500                      | 3 400                      | 2 200                      | 1 400                  | 14200 |                     |
| NOT REPORTED  | 500     | -                    | -                        | 100                      | -                        | -                          | 200                        | -                          | -                          | -                          | 200                    | ...   |                     |
| NOT REPORTED  | 1 100   | 200                  | -                        | -                        | 200                      | -                          | -                          | 300                        | 300                        | -                          | -                      | ...   |                     |
| NO BOARDED UP OR ABANDONED STRUCTURES                             | 388 600 | 16 000               | 18 000                   | 21 400                   | 28 600                   | 26 600                     | 30 100                     | 76 000                     | 62 200                     | 63 200                     | 46 300                 | 18500 |                     |
| WITH BOARDED UP OR ABANDONED STRUCTURES                           | 23 700  | 1 900                | 1 700                    | 1 900                    | 2 600                    | 2 200                      | 1 400                      | 4 500                      | 2 800                      | 2 300                      | 2 300                  | 15200 |                     |
| BOTHERSOME TO RESPONDENT  | 10 700  | 800                  | 600                      | 800                      | 1 800                    | 900                        | 500                        | 2 500                      | 800                        | 1 100                      | 900                    | 15000 |                     |
| WOULD LIKE TO MOVE  | 2 900   | 200                  | 200                      | 200                      | 300                      | 600                        | -                          | 800                        | 300                        | 200                        | 200                    | ...   |                     |
| WOULD NOT LIKE TO MOVE  | 7 900   | 600                  | 500                      | 600                      | 1 400                    | 300                        | 500                        | 1 700                      | 500                        | 900                        | 800                    | 15000 |                     |
| NOT REPORTED  | -       | -                    | -                        | -                        | -                        | -                          | -                          | -                          | -                          | -                          | -                      | ...   |                     |
| NOT BOTHERSOME TO RESPONDENT                                      | 12 800  | 1 100                | 1 100                    | 1 100                    | 800                      | 1 300                      | 900                        | 2 000                      | 1 900                      | 1 200                      | 1 400                  | 15300 |                     |
| NOT REPORTED  | 200     | -                    | -                        | -                        | -                        | -                          | -                          | 200                        | -                          | -                          | -                      | ...   |                     |
| NOT REPORTED  | 900     | 100                  | -                        | -                        | -                        | -                          | 200                        | 300                        | 200                        | -                          | 200                    | ...   |                     |
| RENTER OCCUPIED   |         |                      |                          |                          |                          |                            |                            |                            |                            |                            |                        |       |                     |
| NO STREET OR HIGHWAY NOISE  | 179 400 | 23 300               | 19 600                   | 16 200                   | 33 100                   | 23 800                     | 12 300                     | 26 800                     | 14 000                     | 7 300                      | 3 000                  | 9800  |                     |
| WITH STREET OR HIGHWAY NOISE                                      | 97 800  | 14 100               | 9 900                    | 10 900                   | 14 600                   | 14 200                     | 8 700                      | 11 300                     | 7 400                      | 5 000                      | 1 700                  | 9900  |                     |
| BOTHERSOME TO RESPONDENT  | 38 600  | 5 300                | 4 300                    | 4 400                    | 6 000                    | 5 800                      | 4 200                      | 4 200                      | 2 400                      | 1 400                      | 600                    | 9700  |                     |
| WOULD LIKE TO MOVE  | 16 200  | 2 400                | 2 100                    | 1 600                    | 2 700                    | 2 700                      | 1 700                      | 1 000                      | 1 700                      | 300                        | -                      | 9200  |                     |
| WOULD NOT LIKE TO MOVE  | 22 400  | 2 800                | 2 200                    | 2 800                    | 3 300                    | 3 100                      | 2 500                      | 3 300                      | 600                        | 1 100                      | 600                    | 10000 |                     |
| NOT REPORTED  | -       | -                    | -                        | -                        | -                        | -                          | -                          | -                          | -                          | -                          | -                      | ...   |                     |
| NOT BOTHERSOME TO RESPONDENT                                      | 59 000  | 8 800                | 5 600                    | 6 500                    | 8 600                    | 8 400                      | 4 500                      | 7 000                      | 5 000                      | 3 600                      | 1 100                  | 10000 |                     |
| NOT REPORTED  | 200     | -                    | -                        | -                        | -                        | -                          | -                          | 200                        | -                          | -                          | -                      | ...   |                     |
| NOT REPORTED  | 1 300   | 300                  | 200                      | -                        | 300                      | 200                        | -                          | -                          | 200                        | -                          | 200                    | ...   |                     |
| NO AIRPLANE TRAFFIC NOISE   | 235 600 | 31 500               | 26 100                   | 22 500                   | 41 300                   | 31 600                     | 17 000                     | 32 300                     | 18 300                     | 11 000                     | 3 900                  | 9700  |                     |
| WITH AIRPLANE TRAFFIC NOISE                                       | 41 800  | 5 900                | 3 600                    | 4 600                    | 6 400                    | 6 400                      | 4 000                      | 5 900                      | 3 100                      | 1 300                      | 800                    | 10200 |                     |
| BOTHERSOME TO RESPONDENT  | 9 200   | 600                  | 900                      | 1 300                    | 1 700                    | 1 400                      | 900                        | 1 400                      | 600                        | 300                        | -                      | 10100 |                     |
| WOULD LIKE TO MOVE  | 4 200   | 300                  | 600                      | 300                      | 800                      | 600                        | 500                        | 600                        | 300                        | 200                        | -                      | 10200 |                     |
| WOULD NOT LIKE TO MOVE  | 5 000   | 300                  | 300                      | 900                      | 900                      | 800                        | 500                        | 800                        | 300                        | 200                        | -                      | 10000 |                     |
| NOT REPORTED  | -       | -                    | -                        | -                        | -                        | -                          | -                          | -                          | -                          | -                          | -                      | ...   |                     |
| NOT BOTHERSOME TO RESPONDENT                                      | 32 200  | 5 200                | 2 600                    | 3 300                    | 4 600                    | 5 000                      | 3 100                      | 4 300                      | 2 300                      | 900                        | 600                    | 10200 |                     |
| NOT REPORTED  | 500     | -                    | -                        | -                        | 200                      | -                          | -                          | 200                        | -                          | -                          | -                      | ...   |                     |
| NOT REPORTED  | 1 100   | 300                  | -                        | -                        | 300                      | 200                        | -                          | -                          | 200                        | -                          | 200                    | ...   |                     |
| NO HEAVY TRAFFIC  | 189 400 | 22 400               | 19 100                   | 17 400                   | 34 300                   | 24 900                     | 13 400                     | 29 000                     | 16 200                     | 9 600                      | 3 200                  | 10100 |                     |
| WITH HEAVY TRAFFIC  | 88 000  | 14 900               | 10 600                   | 9 600                    | 13 400                   | 13 100                     | 7 700                      | 9 200                      | 5 200                      | 2 700                      | 1 500                  | 9000  |                     |
| BOTHERSOME TO RESPONDENT  | 26 800  | 3 800                | 3 000                    | 3 200                    | 3 600                    | 4 300                      | 2 500                      | 2 500                      | 1 900                      | 800                        | 1 200                  | 9800  |                     |
| WOULD LIKE TO MOVE  | 10 600  | 1 900                | 1 700                    | 1 000                    | 1 400                    | 1 300                      | 1 100                      | 1 000                      | 800                        | 300                        | 100                    | 8500  |                     |
| WOULD NOT LIKE TO MOVE  | 15 900  | 1 900                | 1 300                    | 2 200                    | 2 200                    | 3 000                      | 1 400                      | 1 600                      | 1 100                      | 300                        | 1 000                  | 10300 |                     |
| NOT REPORTED  | 200     | -                    | -                        | -                        | -                        | -                          | -                          | -                          | -                          | -                          | -                      | ...   |                     |
| NOT BOTHERSOME TO RESPONDENT                                      | 61 100  | 11 100               | 7 600                    | 6 500                    | 9 800                    | 8 700                      | 5 200                      | 6 700                      | 3 300                      | 1 900                      | 300                    | 8600  |                     |
| NOT REPORTED  | 200     | -                    | -                        | -                        | -                        | -                          | -                          | 200                        | -                          | -                          | -                      | ...   |                     |
| NOT REPORTED  | 1 100   | 300                  | -                        | -                        | 300                      | 200                        | -                          | -                          | 200                        | -                          | 200                    | ...   |                     |
| NO STREETS IN NEED OF REPAIR                                      | 241 500 | 32 500               | 26 400                   | 23 000                   | 39 700                   | 33 300                     | 17 800                     | 34 400                     | 18 700                     | 11 400                     | 4 300                  | 9900  |                     |
| WITH STREETS IN NEED OF REPAIR                                    | 34 800  | 4 800                | 3 000                    | 3 800                    | 7 700                    | 4 600                      | 3 300                      | 3 800                      | 2 600                      | 900                        | 300                    | 9300  |                     |
| BOTHERSOME TO RESPONDENT  | 21 500  | 1 300                | 1 400                    | 2 900                    | 5 400                    | 2 600                      | 1 700                      | 2 800                      | 2 200                      | 900                        | 300                    | 9900  |                     |
| WOULD LIKE TO MOVE  | 5 500   | 600                  | 600                      | 1 000                    | 1 300                    | 600                        | 500                        | 600                        | 300                        | -                          | -                      | 8300  |                     |
| WOULD NOT LIKE TO MOVE  | 16 000  | 600                  | 800                      | 1 900                    | 4 100                    | 2 000                      | 1 200                      | 2 200                      | 1 900                      | 900                        | 300                    | 10700 |                     |
| NOT REPORTED  | -       | -                    | -                        | -                        | -                        | -                          | -                          | -                          | -                          | -                          | -                      | ...   |                     |
| NOT BOTHERSOME TO RESPONDENT                                      | 13 300  | 3 500                | 1 600                    | 900                      | 2 300                    | 2 000                      | 1 600                      | 900                        | 500                        | -                          | -                      | 7900  |                     |
| NOT REPORTED  | 500     | -                    | -                        | -                        | -                        | -                          | -                          | -                          | -                          | -                          | -                      | ...   |                     |
| NOT REPORTED  | 2 200   | 500                  | 300                      | 300                      | 600                      | 200                        | -                          | -                          | 200                        | -                          | 200                    | ...   |                     |
| NO ROADS IMPASSABLE   | 237 700 | 33 200               | 25 400                   | 23 300                   | 40 400                   | 31 900                     | 17 200                     | 32 900                     | 18 000                     | 11 800                     | 3 600                  | 9700  |                     |
| WITH ROADS IMPASSABLE   | 37 500  | 4 000                | 4 300                    | 3 500                    | 6 700                    | 5 800                      | 3 700                      | 5 300                      | 3 000                      | 500                        | 900                    | 10200 |                     |
| BOTHERSOME TO RESPONDENT  | 17 600  | 1 800                | 1 600                    | 1 600                    | 3 700                    | 2 200                      | 1 500                      | 3 100                      | 900                        | 300                        | 900                    | 10300 |                     |
| WOULD LIKE TO MOVE  | 3 900   | 800                  | 200                      | 200                      | 800                      | 600                        | 500                        | 600                        | 300                        | 200                        | -                      | 10800 |                     |
| WOULD NOT LIKE TO MOVE  | 13 700  | 900                  | 1 600                    | 1 400                    | 2 900                    | 1 600                      | 1 100                      | 2 500                      | 600                        | 200                        | 900                    | 10000 |                     |
| NOT REPORTED  | -       | -                    | -                        | -                        | -                        | -                          | -                          | -                          | -                          | -                          | -                      | ...   |                     |
| NOT BOTHERSOME TO RESPONDENT                                      | 19 800  | 2 200                | 2 700                    | 1 900                    | 3 000                    | 3 600                      | 2 200                      | 2 200                      | 1 900                      | 200                        | -                      | 10100 |                     |
| NOT REPORTED  | 200     | -                    | -                        | -                        | -                        | -                          | -                          | -                          | -                          | 200                        | -                      | ...   |                     |
| NOT REPORTED  | 3 300   | 500                  | -                        | 300                      | 900                      | 500                        | 100                        | -                          | 600                        | -                          | 300                    | ...   |                     |
| NO OCCUPIED HOUSING IN RUNDOWN CONDITION                          | 239 900 | 29 600               | 23 900                   | 23 600                   | 42 700                   | 32 800                     | 18 100                     | 33 900                     | 19 000                     | 11 800                     | 4 500                  | 10000 |                     |
| WITH OCCUPIED HOUSING IN RUNDOWN CONDITION                        | 36 000  | 7 300                | 5 600                    | 3 500                    | 4 900                    | 4 700                      | 2 900                      | 4 100                      | 2 300                      | 500                        | 100                    | 8000  |                     |
| BOTHERSOME TO RESPONDENT  | 21 500  | 3 900                | 3 000                    | 2 300                    | 3 500                    | 3 200                      | 1 700                      | 2 400                      | 1 100                      | 300                        | 100                    | 8400  |                     |
| WOULD LIKE TO MOVE  | 12 600  | 2 400                | 1 700                    | 1 300                    | 2 100                    | 2 300                      | 900                        | 1 000                      | 900                        | -                          | -                      | 8300  |                     |
| WOULD NOT LIKE TO MOVE  | 4 900   | 1 500                | 1 300                    | 1 000                    | 1 400                    | 900                        | 800                        | 1 400                      | 200                        | 300                        | 100                    | 8500  |                     |
| NOT REPORTED  | -       | -                    | -                        | -                        | -                        | -                          | -                          | -                          | -                          | -                          | -                      | ...   |                     |
| NOT BOTHERSOME TO RESPONDENT                                      | 14 300  | 3 200                | 2 600                    | 1 200                    | 1 400                    | 1 500                      | 1 200                      | 1 700                      | 1 200                      | 200                        | -                      | 7300  |                     |
| NOT REPORTED  | 300     | 700                  | -                        | -                        | -                        | -                          | -                          | -                          | -                          | -                          | -                      | ...   |                     |
| NOT REPORTED  | 2 500   | 800                  | 200                      | -                        | 400                      | 600                        | -                          | 200                        | 200                        | -                          | 200                    | ...   |                     |
| NO COMMERCIAL OR NONRESIDENTIAL ACTIVITIES                        | 224 400 | 32 300               | 24 000                   | 22 000                   | 38 600                   | 30 300                     | 15 800                     | 30 400                     | 16 700                     | 10 700                     | 3 600                  | 9600  |                     |
| WITH COMMERCIAL OR NONRESIDENTIAL ACTIVITIES                      | 52 700  | 5 000                | 5 500                    | 5 100                    | 9 400                    | 7 700                      | 5 300                      | 7 300                      | 4 700                      | 1 600                      | 1 000                  | 10400 |                     |
| BOTHERSOME TO RESPONDENT  | 7 100   | 800                  | 900                      | 1 000                    | 600                      | 1 100                      | 300                        | 600                        | 900                        | 200                        | 700                    | 10600 |                     |
| WOULD LIKE TO MOVE  | 2 800   | 200                  | 300                      | 300                      | 300                      | 300                        | 100                        | -                          | 500                        | 200                        | 600                    | ...   |                     |
| WOULD NOT LIKE TO MOVE  | 4 000   | 600                  | 500                      | 500                      | 300                      | 800                        | 200                        | 600                        | 400                        | -                          | 200                    | 10300 |                     |
| NOT REPORTED  | 300     | -                    | 200                      | 200                      | -                        | -                          | -                          | -                          | -                          | -                          | -                      | ...   |                     |
| NOT BOTHERSOME TO RESPONDENT                                      | 45 400  | 4 200                | 4 600                    | 4 100                    | 8 800                    | 6 600                      | 5 000                      | 6 600                      | 3 800                      | 1 400                      | 300                    | 10400 |                     |
| NOT REPORTED  | 200     | -                    | -                        | -                        | -                        | -                          | -                          | 200                        | -                          | -                          | -                      | ...   |                     |
| NOT REPORTED  | 1 400   | 300                  | 100                      | -                        | -                        | -                          | 200                        | 400                        | 200                        | -                          | 200                    | ...   |                     |
| NO ODORS, SMOKE, OR GAS   | 249 100 | 32 600               | 26 900                   | 24 400                   | 44 100                   | 34 600                     | 17 500                     | 33 900                     | 18 900                     | 11 700                     | 4 500                  | 9800  |                     |
| WITH ODORS, SMOKE, OR GAS   | 28 500  | 4 800                | 2 700                    | 2 700                    | 3 800                    | 3 400                      | 3 600                      | 4 200                      | 2 500                      | 600                        | 200                    | 10200 |                     |
| BOTHERSOME TO RESPONDENT  | 19 100  | 4 200                | 1 900                    | 1 700                    | 2 200                    | 1 700                      | 2 200                      | 2 800                      | 1 700                      | 500                        | 200                    | 9300  |                     |
| WOULD LIKE TO MOVE  | 8 400   | 1 900                | 1 300                    | 900                      | 1 600                    | 300                        | 800                        | 1 000                      | 500                        | 200                        | -                      | 7100  |                     |
| WOULD NOT LIKE TO MOVE  | 10 500  | 2 200                | 600                      | 800                      | 600                      | 1 400                      | 1 400                      | 1 900                      | 1 200                      | 300                        | -                      | 11700 |                     |
| NOT REPORTED  | 200     | -                    | -                        | -                        | -                        | -                          | -                          | -                          | -                          | -                          | -                      | ...   |                     |
| NOT BOTHERSOME TO RESPONDENT                                      | 9 200   | 600                  | 800                      | 1 000                    | 1 600                    | 1 700                      | 1 400                      | 1 300                      | 800                        | 200                        | -                      | 11000 |                     |
| NOT REPORTED  | 200     | -                    | -                        | -                        | -                        | -                          | -                          | 200                        | -                          | -                          | -                      | ...   |                     |
| NOT REPORTED  | 900     | 300                  | -                        | -                        | 100                      | 200                        | -                          | -                          | 200                        | -                          |                        |       |                     |

TABLE A-4. INCOME OF FAMILIES AND PRIMARY INDIVIDUALS BY SELECTED NEIGHBORHOOD CHARACTERISTICS: 1976--CONTINUED

(DATA BASED ON SAMPLE, SEE TEXT. FOR MINIMUM BASE FOR DERIVED FIGURES (PERCENT, MEDIAN, ETC.) AND MEANING OF SYMBOLS, SEE TEXT)

Table with columns: STANDARD METROPOLITAN STATISTICAL AREA BALTIMORE, MD. TOTAL; LESS THAN \$3,000; \$3,000 TO \$4,999; \$5,000 TO \$6,999; \$7,000 TO \$9,999; \$10,000 TO \$12,499; \$12,500 TO \$14,999; \$15,000 TO \$19,999; \$20,000 TO \$24,999; \$25,000 TO \$34,999; \$35,000 OR MORE; MEDIAN (DOLLARS). Rows include categories like NEIGHBORHOOD CONDITIONS AND WISH TO MOVE, RENTER OCCUPIED, OWNED OCCUPIED, and NEIGHBORHOOD SERVICES.

1 WISH TO MOVE RELATES ONLY TO RESPONDENTS' OPINION OF SPECIFIC CONDITIONS.
2 FIGURES WILL NOT ADD TO TOTAL BECAUSE MORE THAN ONE INADEQUATE SERVICE WAS REPORTED FOR THE SAME UNIT.
3 WISH TO MOVE RELATES ONLY TO RESPONDENTS' OPINION OF SPECIFIC SERVICES.

TABLE A-4. INCOME OF FAMILIES AND PRIMARY INDIVIDUALS BY SELECTED NEIGHBORHOOD CHARACTERISTICS: 1976--CONTINUED  
(DATA BASED ON SAMPLE, SEE TEXT. FOR MINIMUM BASE FOR DERIVED FIGURES (PERCENT, MEDIAN, ETC.) AND MEANING OF SYMBOLS, SEE TEXT)

| STANDARD METROPOLITAN STATISTICAL AREA<br>BALTIMORE, MD.<br>TOTAL | TOTAL   | LESS<br>THAN<br>\$3,000 | \$3,000<br>TO<br>\$4,999 | \$5,000<br>TO<br>\$6,999 | \$7,000<br>TO<br>\$9,999 | \$10,000<br>TO<br>\$12,499 | \$12,500<br>TO<br>\$14,999 | \$15,000<br>TO<br>\$19,999 | \$20,000<br>TO<br>\$24,999 | \$25,000<br>TO<br>\$34,999 | \$35,000<br>OR<br>MORE | MEDIAN<br>(DOL-<br>LARS) |
|---|---------|-------------------------|--------------------------|--------------------------|--------------------------|----------------------------|----------------------------|----------------------------|----------------------------|----------------------------|------------------------|--------------------------|
| OVERALL OPINION OF NEIGHBORHOOD                                   |         |                         |                          |                          |                          |                            |                            |                            |                            |                            |                        |                          |
| OWNER OCCUPIED.   | 413 200 | 18 100                  | 19 700                   | 23 300                   | 31 200                   | 28 800                     | 31 700                     | 80 800                     | 65 200                     | 65 500                     | 48 800                 | 18300                    |
| EXCELLENT   | 171 100 | 5 300                   | 5 700                    | 7 700                    | 11 000                   | 9 000                      | 11 500                     | 32 300                     | 28 300                     | 31 600                     | 28 600                 | 20500                    |
| GOOD  | 179 400 | 8 200                   | 9 700                    | 9 700                    | 13 100                   | 13 600                     | 16 000                     | 36 300                     | 28 600                     | 28 100                     | 15 900                 | 17700                    |
| FAIR  | 54 600  | 3 700                   | 3 600                    | 5 100                    | 6 500                    | 5 200                      | 3 600                      | 10 800                     | 7 300                      | 5 300                      | 3 500                  | 14700                    |
| POOR  | 6 800   | 900                     | 800                      | 600                      | 600                      | 1 000                      | 500                        | 1 100                      | 800                        | 300                        | 200                    | 11100                    |
| NOT REPORTED  | 1 400   | -                       | -                        | 200                      | -                        | -                          | -                          | 300                        | 200                        | 200                        | 600                    | ...                      |
| HOUSEHOLD WOULD LIKE TO MOVE.                                     | 47 900  | 2 400                   | 2 400                    | 3 200                    | 4 200                    | 5 000                      | 3 600                      | 9 400                      | 6 600                      | 6 600                      | 4 600                  | 16700                    |
| EXCELLENT   | 6 700   | 500                     | 200                      | 300                      | 500                      | 600                        | 500                        | 1 100                      | 600                        | 600                        | 1 800                  | 18700                    |
| GOOD  | 17 800  | 300                     | 800                      | 800                      | 1 600                    | 900                        | 1 700                      | 3 700                      | 3 100                      | 3 300                      | 1 500                  | 18700                    |
| FAIR  | 19 400  | 1 300                   | 900                      | 1 500                    | 1 700                    | 2 700                      | 1 100                      | 4 100                      | 2 200                      | 2 700                      | 1 200                  | 15600                    |
| POOR  | 4 100   | 300                     | 500                      | 600                      | 500                      | 800                        | 300                        | 500                        | 600                        | -                          | -                      | 10500                    |
| NOT REPORTED  | -       | -                       | -                        | -                        | -                        | -                          | -                          | -                          | -                          | -                          | -                      | -                        |
| HOUSEHOLD WOULD NOT LIKE TO MOVE.                                 | 364 200 | 15 700                  | 17 400                   | 20 000                   | 26 900                   | 23 800                     | 28 000                     | 71 200                     | 58 500                     | 58 600                     | 44 100                 | 18500                    |
| EXCELLENT   | 164 000 | 4 800                   | 5 500                    | 7 200                    | 10 500                   | 8 400                      | 11 000                     | 31 200                     | 27 700                     | 30 800                     | 26 800                 | 20600                    |
| GOOD  | 161 400 | 7 900                   | 8 900                    | 8 900                    | 11 500                   | 12 700                     | 14 300                     | 32 600                     | 25 500                     | 24 600                     | 14 400                 | 17500                    |
| FAIR  | 35 200  | 2 400                   | 2 600                    | 3 600                    | 4 800                    | 2 500                      | 2 500                      | 6 700                      | 5 100                      | 2 700                      | 2 200                  | 14100                    |
| POOR  | 2 700   | 600                     | 300                      | -                        | 200                      | 200                        | 200                        | 600                        | 200                        | 300                        | 200                    | ...                      |
| NOT REPORTED  | 800     | -                       | -                        | 200                      | -                        | -                          | -                          | -                          | -                          | 200                        | 500                    | ...                      |
| NOT REPORTED  | 1 100   | -                       | -                        | 100                      | -                        | -                          | -                          | 300                        | 200                        | 300                        | 200                    | ...                      |
| RENTER OCCUPIED   | 278 500 | 37 700                  | 29 700                   | 27 100                   | 48 000                   | 38 200                     | 21 100                     | 38 200                     | 21 500                     | 12 300                     | 4 800                  | 9800                     |
| EXCELLENT   | 68 700  | 6 400                   | 5 200                    | 6 100                    | 10 600                   | 8 600                      | 4 800                      | 13 700                     | 6 200                      | 5 100                      | 2 000                  | 11700                    |
| GOOD  | 119 700 | 12 800                  | 10 800                   | 10 800                   | 21 800                   | 16 600                     | 11 800                     | 17 100                     | 16 300                     | 5 300                      | 2 500                  | 10600                    |
| FAIR  | 74 000  | 14 100                  | 11 800                   | 8 200                    | 12 700                   | 11 200                     | 3 500                      | 6 300                      | 4 100                      | 1 900                      | 100                    | 7700                     |
| POOR  | 14 600  | 4 100                   | 1 700                    | 1 900                    | 2 800                    | 1 600                      | 800                        | 900                        | 800                        | -                          | -                      | 6600                     |
| NOT REPORTED  | 1 400   | 300                     | 200                      | -                        | 100                      | 200                        | 200                        | 200                        | 200                        | -                          | 200                    | ...                      |
| HOUSEHOLD WOULD LIKE TO MOVE.                                     | 50 200  | 6 800                   | 6 800                    | 5 300                    | 9 200                    | 7 600                      | 4 400                      | 4 600                      | 3 500                      | 1 400                      | 600                    | 9000                     |
| EXCELLENT   | 1 900   | 300                     | -                        | -                        | -                        | 500                        | 600                        | 300                        | -                          | 200                        | -                      | ...                      |
| GOOD  | 12 800  | 600                     | 800                      | 1 100                    | 2 500                    | 2 200                      | 1 900                      | 1 600                      | 1 100                      | 600                        | 400                    | 11600                    |
| FAIR  | 24 400  | 3 000                   | 4 800                    | 2 700                    | 4 500                    | 3 800                      | 1 100                      | 2 100                      | 1 600                      | 600                        | 100                    | 8100                     |
| POOR  | 11 000  | 2 900                   | 1 300                    | 1 400                    | 2 200                    | 1 100                      | 800                        | 500                        | 800                        | -                          | -                      | 6800                     |
| NOT REPORTED  | 200     | -                       | -                        | -                        | -                        | -                          | -                          | 200                        | -                          | -                          | -                      | ...                      |
| HOUSEHOLD WOULD NOT LIKE TO MOVE.                                 | 227 000 | 30 500                  | 22 800                   | 21 800                   | 38 800                   | 30 400                     | 16 700                     | 33 200                     | 17 700                     | 10 900                     | 4 100                  | 10000                    |
| EXCELLENT   | 66 600  | 6 100                   | 5 200                    | 6 100                    | 10 600                   | 8 200                      | 4 200                      | 13 200                     | 6 000                      | 4 900                      | 2 000                  | 11600                    |
| GOOD  | 106 700 | 12 200                  | 12 000                   | 9 700                    | 19 300                   | 14 400                     | 10 000                     | 15 300                     | 9 200                      | 4 700                      | 2 000                  | 10400                    |
| FAIR  | 49 600  | 11 100                  | 7 000                    | 5 500                    | 8 200                    | 7 400                      | 2 400                      | 4 300                      | 2 500                      | 1 300                      | -                      | 7400                     |
| POOR  | 3 700   | 1 200                   | 500                      | 500                      | 600                      | 500                        | -                          | 500                        | -                          | -                          | -                      | ...                      |
| NOT REPORTED  | 500     | -                       | 200                      | -                        | 100                      | -                          | -                          | 200                        | -                          | -                          | -                      | ...                      |
| NOT REPORTED  | 1 300   | 300                     | -                        | -                        | -                        | 200                        | -                          | 300                        | 300                        | -                          | 200                    | ...                      |

TABLE A-5. VALUE OF OWNER OCCUPIED HOUSING UNITS BY OCCUPANCY AND UTILIZATION CHARACTERISTICS AND SERVICES AVAILABLE: 1976  
(DATA BASED ON SAMPLE, SEE TEXT. FOR MINIMUM BASE FOR DERIVED FIGURES (PERCENT, MEDIAN, ETC.) AND MEANING OF SYMBOLS, SEE TEXT)

| STANDARD METROPOLITAN STATISTICAL AREA<br>BALTIMORE, MD.<br>TOTAL | TOTAL   | LESS<br>THAN<br>\$10,000 | \$10,000<br>TO<br>\$19,999 | \$20,000<br>TO<br>\$24,999 | \$25,000<br>TO<br>\$29,999 | \$30,000<br>TO<br>\$34,999 | \$35,000<br>TO<br>\$39,999 | \$40,000<br>TO<br>\$49,999 | \$50,000<br>TO<br>\$59,999 | \$60,000<br>TO<br>\$74,999 | \$75,000<br>OR<br>MORE | MEDIAN<br>(DOL-<br>LARS) |
|---|---------|--------------------------|----------------------------|----------------------------|----------------------------|----------------------------|----------------------------|----------------------------|----------------------------|----------------------------|------------------------|--------------------------|
| SPECIFIED OWNER OCCUPIED <sup>1</sup>                             |         |                          |                            |                            |                            |                            |                            |                            |                            |                            |                        |                          |
| DURATION OF OCCUPANCY   | 372 900 | 18 100                   | 44 500                     | 32 200                     | 31 400                     | 42 700                     | 38 300                     | 64 600                     | 41 000                     | 28 800                     | 31 200                 | 37300                    |
| HOUSEHOLD HEAD LIVED HERE:  |         |                          |                            |                            |                            |                            |                            |                            |                            |                            |                        |                          |
| LESS THAN 3 MONTHS  | 6 300   | 200                      | 600                        | 200                        | 800                        | 500                        | 600                        | 1 400                      | 600                        | 300                        | 1 100                  | 42100                    |
| 3 MONTHS OR LONGER  | 366 600 | 17 900                   | 43 900                     | 32 000                     | 30 600                     | 42 200                     | 37 700                     | 63 200                     | 40 400                     | 28 500                     | 30 100                 | 37200                    |
| LIVED HERE LAST WINTER  | 358 800 | 17 800                   | 43 800                     | 31 800                     | 30 600                     | 40 800                     | 36 300                     | 62 000                     | 39 000                     | 27 700                     | 29 700                 | 37100                    |
| CONDITION OF KITCHEN FACILITIES                                   |         |                          |                            |                            |                            |                            |                            |                            |                            |                            |                        |                          |
| WITH COMPLETE KITCHEN FACILITIES                                  | 371 500 | 17 800                   | 44 200                     | 31 900                     | 31 200                     | 42 700                     | 38 300                     | 64 600                     | 40 800                     | 28 800                     | 31 100                 | 37300                    |
| ALL USABLE  | 370 300 | 17 600                   | 44 100                     | 31 900                     | 30 600                     | 42 700                     | 38 000                     | 64 600                     | 40 800                     | 28 800                     | 31 100                 | 37400                    |
| 1 OR MORE NOT USABLE  | 900     | 200                      | -                          | -                          | 500                        | -                          | 300                        | -                          | -                          | -                          | -                      | ...                      |
| NOT REPORTED  | 300     | -                        | 200                        | -                          | 200                        | -                          | -                          | -                          | -                          | -                          | -                      | ...                      |
| LACKING COMPLETE KITCHEN FACILITIES                               | 1 400   | 300                      | 300                        | 300                        | 200                        | -                          | -                          | -                          | 200                        | -                          | 200                    | ...                      |
| BEDROOMS  |         |                          |                            |                            |                            |                            |                            |                            |                            |                            |                        |                          |
| NONE AND 1  | 8 700   | 500                      | 1 100                      | 1 200                      | 800                        | 1 200                      | 1 200                      | 1 100                      | 300                        | -                          | 1 200                  | 33200                    |
| 2 OR MORE   | 364 200 | 17 600                   | 43 500                     | 30 900                     | 30 600                     | 41 500                     | 37 100                     | 63 500                     | 40 700                     | 28 800                     | 30 000                 | 37400                    |
| NONE LACKING PRIVACY  | 340 100 | 13 000                   | 36 300                     | 28 700                     | 29 400                     | 39 500                     | 35 700                     | 62 100                     | 39 000                     | 28 000                     | 28 500                 | 38300                    |
| 1 OR MORE LACKING PRIVACY   | 23 600  | 4 600                    | 7 100                      | 2 200                      | 1 200                      | 2 000                      | 1 400                      | 1 300                      | 1 700                      | 500                        | 1 500                  | 20100                    |
| PRIVACY NOT REPORTED  | 500     | -                        | -                          | -                          | -                          | -                          | -                          | 100                        | -                          | 300                        | -                      | ...                      |
| 3-OR-MORE-PERSON HOUSEHOLDS                                       | 228 900 | 8 000                    | 22 100                     | 16 100                     | 17 900                     | 25 700                     | 23 000                     | 45 500                     | 26 600                     | 22 100                     | 21 800                 | 40400                    |
| NO BEDROOMS USED BY 3 PERSONS OR MORE                             | 217 000 | 7 700                    | 19 500                     | 15 000                     | 16 600                     | 24 100                     | 22 100                     | 43 700                     | 25 800                     | 21 700                     | 20 700                 | 40800                    |
| BEDROOMS USED BY 3 PERSONS OR MORE                                | 9 200   | 300                      | 2 400                      | 1 000                      | 1 300                      | 1 100                      | 800                        | 1 400                      | 500                        | 200                        | 300                    | 28600                    |
| 1   | 6 900   | 300                      | 2 400                      | 1 000                      | 1 100                      | 1 000                      | 800                        | 1 400                      | 500                        | 200                        | 300                    | 28400                    |
| 2 OR MORE   | 300     | -                        | -                          | -                          | 200                        | 200                        | -                          | -                          | -                          | -                          | -                      | ...                      |
| BEDROOMS USED BY PERSONS 13 YEARS OF AGE OR OLDER                 | 6 700   | 300                      | 1 900                      | 600                        | 900                        | 900                        | 800                        | 500                        | 300                        | 200                        | 200                    | 27400                    |
| NO BEDROOMS USED BY PERSONS 13 YEARS OF AGE OR OLDER              | 2 300   | -                        | 500                        | 300                        | 200                        | 200                        | -                          | 900                        | 200                        | -                          | -                      | ...                      |
| NOT REPORTED  | 300     | -                        | -                          | -                          | 200                        | -                          | -                          | -                          | -                          | -                          | 200                    | ...                      |
| NO BEDROOMS   | 2 700   | -                        | 200                        | 200                        | -                          | 500                        | 200                        | 300                        | 300                        | 300                        | 800                    | ...                      |
| NOT REPORTED  | -       | -                        | -                          | -                          | -                          | -                          | -                          | -                          | -                          | -                          | -                      | ...                      |
| 1- AND 2-PERSON HOUSEHOLDS  | 144 000 | 10 100                   | 22 400                     | 16 000                     | 13 500                     | 17 000                     | 15 300                     | 19 100                     | 14 400                     | 6 600                      | 9 400                  | 32900                    |

<sup>1</sup>LIMITED TO 1-FAMILY HOMES ON LESS THAN 10 ACRES AND NO BUSINESS ON PROPERTY.

TABLE A-5. VALUE OF OWNER OCCUPIED HOUSING UNITS BY OCCUPANCY AND UTILIZATION CHARACTERISTICS AND SERVICES AVAILABLE: 1976--CONTINUED  
(DATA BASED ON SAMPLE, SEE TEXT. FOR MINIMUM BASE FOR DERIVED FIGURES (PERCENT, MEDIAN, ETC.) AND MEANING OF SYMBOLS, SEE TEXT)

| STANDARD METROPOLITAN STATISTICAL AREA<br>BALTIMORE, MD.<br>TOTAL | TOTAL   | LESS<br>THAN<br>\$10,000 | \$10,000<br>TO<br>\$19,999 | \$20,000<br>TO<br>\$24,999 | \$25,000<br>TO<br>\$29,999 | \$30,000<br>TO<br>\$34,999 | \$35,000<br>TO<br>\$39,999 | \$40,000<br>TO<br>\$49,999 | \$50,000<br>TO<br>\$59,999 | \$60,000<br>TO<br>\$74,999 | \$75,000<br>OR<br>MORE | MEDIAN<br>(DOLLARS) |
|---|---------|--------------------------|----------------------------|----------------------------|----------------------------|----------------------------|----------------------------|----------------------------|----------------------------|----------------------------|------------------------|---------------------|
| SPECIFIED OWNER OCCUPIED <sup>1</sup> --CONTINUED                 |         |                          |                            |                            |                            |                            |                            |                            |                            |                            |                        |                     |
| GARBAGE COLLECTION SERVICE  |         |                          |                            |                            |                            |                            |                            |                            |                            |                            |                        |                     |
| WITH SERVICE  | 367 300 | 18 100                   | 44 200                     | 31 400                     | 31 100                     | 42 400                     | 38 000                     | 63 700                     | 39 800                     | 28 500                     | 30 200                 | 37200               |
| LESS THAN ONCE A WEEK   | 11 400  | -                        | 500                        | 100                        | 800                        | 1 300                      | 1 700                      | 2 300                      | 2 900                      | 500                        | 1 200                  | 45500               |
| ONCE A WEEK   | 353 800 | 18 100                   | 43 600                     | 31 200                     | 30 100                     | 41 000                     | 36 300                     | 61 000                     | 36 000                     | 27 700                     | 28 600                 | 36800               |
| TWICE A WEEK OR MORE  | 1 700   | -                        | 200                        | -                          | 100                        | 200                        | -                          | -                          | 800                        | 200                        | 300                    | ...                 |
| DON'T KNOW  | 500     | -                        | -                          | -                          | -                          | -                          | -                          | 300                        | -                          | 200                        | -                      | ...                 |
| NOT REPORTED  | 5 200   | -                        | 300                        | 800                        | 300                        | 200                        | 300                        | 1 000                      | 1 100                      | 300                        | 1 100                  | 48300               |
| METHOD OF DISPOSAL:   |         |                          |                            |                            |                            |                            |                            |                            |                            |                            |                        |                     |
| INCINERATOR, TRASH CHUTE, OR COMPACTOR                            | -       | -                        | -                          | -                          | -                          | -                          | -                          | -                          | -                          | -                          | -                      | -                   |
| GARBAGE DISPOSAL  | 5 200   | -                        | 300                        | 800                        | 300                        | 200                        | 300                        | 1 000                      | 1 100                      | 300                        | 1 100                  | 48300               |
| OTHER MEANS   | -       | -                        | -                          | -                          | -                          | -                          | -                          | -                          | -                          | -                          | -                      | -                   |
| NOT REPORTED  | 300     | -                        | -                          | -                          | -                          | 200                        | -                          | -                          | 200                        | -                          | -                      | ...                 |
| DON'T KNOW  | -       | -                        | -                          | -                          | -                          | -                          | -                          | -                          | -                          | -                          | -                      | ...                 |
| NOT REPORTED  | -       | -                        | -                          | -                          | -                          | -                          | -                          | -                          | -                          | -                          | -                      | ...                 |
| EXTERMINATOR SERVICE  |         |                          |                            |                            |                            |                            |                            |                            |                            |                            |                        |                     |
| OCCUPIED 3 MONTHS OR LONGER                                       | 366 600 | 17 900                   | 43 900                     | 32 000                     | 30 600                     | 42 200                     | 37 700                     | 63 200                     | 40 400                     | 28 500                     | 30 100                 | 37200               |
| NO SIGNS OF NICE OR RATS  | 335 200 | 15 500                   | 39 400                     | 29 800                     | 29 400                     | 39 700                     | 35 300                     | 57 300                     | 35 900                     | 26 100                     | 26 700                 | 37000               |
| WITH SIGNS OF NICE OR RATS  | 30 500  | 2 400                    | 4 300                      | 2 200                      | 1 200                      | 2 200                      | 2 300                      | 5 800                      | 4 200                      | 2 400                      | 3 400                  | 40800               |
| REGULAR EXTERMINATION SERVICE                                     | 2 200   | 300                      | 500                        | 300                        | 100                        | -                          | 200                        | 200                        | 500                        | 200                        | -                      | ...                 |
| IRREGULAR EXTERMINATION SERVICE                                   | 5 600   | 1 200                    | 500                        | 500                        | -                          | 500                        | 500                        | 600                        | 800                        | 600                        | 500                    | 36900               |
| NO EXTERMINATION SERVICE  | 22 100  | 800                      | 3 400                      | 1 400                      | 1 100                      | 1 600                      | 1 700                      | 4 800                      | 2 900                      | 1 600                      | 2 800                  | 42200               |
| NOT REPORTED  | 600     | 200                      | -                          | -                          | -                          | 300                        | -                          | 200                        | -                          | -                          | 200                    | ...                 |
| DON'T KNOW  | 900     | -                        | 200                        | -                          | -                          | -                          | -                          | 200                        | 300                        | -                          | -                      | ...                 |
| NOT REPORTED  | 6 300   | 200                      | 600                        | 200                        | 800                        | 500                        | 600                        | 1 400                      | 600                        | 300                        | 1 100                  | 47100               |

<sup>1</sup>LIMITED TO 1-FAMILY HOMES ON LESS THAN 10 ACRES AND NO BUSINESS ON PROPERTY.

TABLE A-6. VALUE OF OWNER OCCUPIED HOUSING UNITS BY DEFICIENCIES IN SELECTED STRUCTURAL CHARACTERISTICS: 1976  
(DATA BASED ON SAMPLE, SEE TEXT. FOR MINIMUM BASE FOR DERIVED FIGURES (PERCENT, MEDIAN, ETC.) AND MEANING OF SYMBOLS, SEE TEXT)

| STANDARD METROPOLITAN STATISTICAL AREA<br>BALTIMORE, MD.<br>TOTAL | TOTAL   | LESS<br>THAN<br>\$10,000 | \$10,000<br>TO<br>\$19,999 | \$20,000<br>TO<br>\$24,999 | \$25,000<br>TO<br>\$29,999 | \$30,000<br>TO<br>\$34,999 | \$35,000<br>TO<br>\$39,999 | \$40,000<br>TO<br>\$49,999 | \$50,000<br>TO<br>\$59,999 | \$60,000<br>TO<br>\$74,999 | \$75,000<br>OR<br>MORE | MEDIAN<br>(DOLLARS) |
|---|---------|--------------------------|----------------------------|----------------------------|----------------------------|----------------------------|----------------------------|----------------------------|----------------------------|----------------------------|------------------------|---------------------|
| SPECIFIED OWNER OCCUPIED <sup>1</sup>                             |         |                          |                            |                            |                            |                            |                            |                            |                            |                            |                        |                     |
| ELECTRIC WIRING   |         |                          |                            |                            |                            |                            |                            |                            |                            |                            |                        |                     |
| ALL WIRING CONCEALED IN WALLS OR METAL COVERING                   | 369 300 | 18 000                   | 43 700                     | 31 800                     | 31 100                     | 42 300                     | 38 000                     | 64 500                     | 40 800                     | 24 200                     | 30 900                 | 37300               |
| SOME OR ALL WIRING EXPOSED  | 3 600   | 100                      | 600                        | 300                        | 300                        | 500                        | 300                        | 200                        | 200                        | 600                        | 300                    | ...                 |
| NOT REPORTED  | -       | -                        | -                          | -                          | -                          | -                          | -                          | -                          | -                          | -                          | -                      | ...                 |
| ELECTRIC WALL OUTLETS   |         |                          |                            |                            |                            |                            |                            |                            |                            |                            |                        |                     |
| WITH WORKING OUTLETS IN EACH ROOM                                 | 362 400 | 16 100                   | 41 500                     | 31 600                     | 30 300                     | 42 000                     | 37 900                     | 63 700                     | 39 800                     | 24 400                     | 31 200                 | 37600               |
| LACKING WORKING OUTLETS IN SOME OR ALL ROOMS                      | 10 300  | 2 000                    | 3 000                      | 600                        | 1 100                      | 800                        | 400                        | 900                        | 1 200                      | 200                        | 200                    | 29700               |
| NOT REPORTED  | 200     | -                        | -                          | -                          | -                          | -                          | -                          | -                          | -                          | 200                        | -                      | ...                 |
| BASEMENT  |         |                          |                            |                            |                            |                            |                            |                            |                            |                            |                        |                     |
| WITH BASEMENT   | 317 200 | 16 700                   | 34 300                     | 27 700                     | 26 300                     | 35 800                     | 30 900                     | 55 800                     | 35 500                     | 22 400                     | 26 300                 | 37100               |
| NO WATER LEAKAGE  | 272 000 | 15 400                   | 34 900                     | 24 000                     | 21 400                     | 30 600                     | 26 500                     | 45 400                     | 29 800                     | 20 400                     | 23 000                 | 36500               |
| WITH WATER LEAKAGE  | 43 300  | 800                      | 4 200                      | 3 500                      | 4 700                      | 4 800                      | 4 400                      | 10 300                     | 5 600                      | 2 400                      | 2 500                  | 34000               |
| DON'T KNOW  | 1 400   | 500                      | -                          | 200                        | -                          | 300                        | -                          | 200                        | -                          | 200                        | -                      | ...                 |
| NOT REPORTED  | 500     | -                        | 200                        | -                          | 300                        | -                          | -                          | -                          | -                          | -                          | -                      | ...                 |
| NO BASEMENT   | 55 700  | 1 400                    | 5 300                      | 4 500                      | 5 000                      | 6 900                      | 7 400                      | 8 800                      | 5 400                      | 5 900                      | 4 900                  | 34100               |
| ROOF  |         |                          |                            |                            |                            |                            |                            |                            |                            |                            |                        |                     |
| NO WATER LEAKAGE  | 350 500 | 15 200                   | 41 600                     | 30 300                     | 29 200                     | 40 100                     | 36 500                     | 61 800                     | 38 800                     | 27 400                     | 29 700                 | 37600               |
| WITH WATER LEAKAGE  | 21 100  | 2 800                    | 2 800                      | 1 700                      | 2 200                      | 2 600                      | 1 400                      | 2 600                      | 1 900                      | 1 100                      | 1 500                  | 32100               |
| DON'T KNOW  | 600     | 200                      | -                          | 200                        | -                          | -                          | -                          | 200                        | 300                        | -                          | -                      | ...                 |
| NOT REPORTED  | 500     | -                        | 100                        | -                          | -                          | -                          | -                          | -                          | -                          | 300                        | -                      | ...                 |
| INTERIOR CEILINGS AND WALLS                                       |         |                          |                            |                            |                            |                            |                            |                            |                            |                            |                        |                     |
| OPEN CRACKS OR HOLES:   |         |                          |                            |                            |                            |                            |                            |                            |                            |                            |                        |                     |
| NO OPEN CRACKS OR HOLES   | 357 500 | 16 200                   | 42 000                     | 30 700                     | 30 800                     | 41 300                     | 36 600                     | 62 800                     | 39 300                     | 27 400                     | 30 000                 | 37400               |
| WITH OPEN CRACKS OR HOLES   | 15 400  | 1 900                    | 2 600                      | 1 400                      | 600                        | 1 400                      | 1 700                      | 1 900                      | 1 700                      | 1 000                      | 1 200                  | 34100               |
| NOT REPORTED  | -       | -                        | -                          | -                          | -                          | -                          | -                          | -                          | -                          | -                          | -                      | ...                 |
| BROKEN PLASTER:   |         |                          |                            |                            |                            |                            |                            |                            |                            |                            |                        |                     |
| NO BROKEN PLASTER   | 363 600 | 17 000                   | 42 000                     | 31 700                     | 30 900                     | 41 800                     | 37 500                     | 63 500                     | 39 800                     | 24 400                     | 30 800                 | 37600               |
| WITH BROKEN PLASTER   | 9 100   | 1 100                    | 2 400                      | 500                        | 500                        | 1 000                      | 600                        | 1 100                      | 1 200                      | 200                        | 500                    | 30600               |
| NOT REPORTED  | 200     | -                        | 200                        | -                          | -                          | -                          | -                          | -                          | -                          | -                          | -                      | ...                 |
| PEELING PAINT:  |         |                          |                            |                            |                            |                            |                            |                            |                            |                            |                        |                     |
| NO PEELING PAINT  | 362 900 | 17 200                   | 42 300                     | 31 100                     | 30 100                     | 41 800                     | 37 500                     | 63 500                     | 40 200                     | 26 400                     | 30 800                 | 37600               |
| WITH PEELING PAINT  | 9 500   | 900                      | 2 000                      | 1 100                      | 1 300                      | 600                        | 600                        | 1 100                      | 800                        | 500                        | 500                    | 27600               |
| NOT REPORTED  | 500     | -                        | 200                        | -                          | -                          | 200                        | -                          | -                          | -                          | -                          | -                      | ...                 |
| INTERIOR FLOORS   |         |                          |                            |                            |                            |                            |                            |                            |                            |                            |                        |                     |
| NO HOLES IN FLOOR   | 368 800 | 17 400                   | 43 900                     | 31 700                     | 31 100                     | 42 400                     | 38 200                     | 64 200                     | 40 700                     | 28 300                     | 30 400                 | 37300               |
| WITH HOLES IN FLOOR   | 3 300   | 700                      | 600                        | 500                        | 300                        | 300                        | -                          | 300                        | -                          | 300                        | 300                    | ...                 |
| NOT REPORTED  | 800     | -                        | -                          | -                          | -                          | -                          | 200                        | 200                        | 300                        | 200                        | -                      | ...                 |
| SELECTED STRUCTURAL DEFICIENCIES AND WISH TO MOVE                 |         |                          |                            |                            |                            |                            |                            |                            |                            |                            |                        |                     |
| WITH STRUCTURAL DEFICIENCIES                                      | 77 200  | 4 500                    | 10 000                     | 7 800                      | 7 200                      | 8 900                      | 7 600                      | 14 200                     | 7 900                      | - 100                      | 5 000                  | 35100               |
| HOUSEHOLD WOULD LIKE TO MOVE                                      | 1 900   | 200                      | 300                        | -                          | 300                        | 200                        | -                          | 300                        | 300                        | 300                        | -                      | ...                 |
| BECAUSE OF 1 CONDITION  | 1 000   | -                        | 300                        | -                          | -                          | 200                        | -                          | 200                        | 200                        | 200                        | -                      | ...                 |
| BECAUSE OF 2 CONDITIONS   | 600     | -                        | -                          | -                          | 300                        | -                          | -                          | 200                        | 200                        | 200                        | -                      | ...                 |
| BECAUSE OF 3 OR MORE CONDITIONS                                   | 300     | -                        | -                          | -                          | -                          | -                          | -                          | -                          | 200                        | -                          | -                      | ...                 |
| HOUSEHOLD WOULD NOT LIKE TO MOVE                                  | 72 700  | 4 300                    | 9 400                      | 7 500                      | 6 600                      | 6 300                      | 7 300                      | 13 400                     | 7 500                      | 3 400                      | 5 000                  | 35200               |
| NOT REPORTED  | 2 600   | -                        | 300                        | 300                        | 300                        | 500                        | 300                        | 500                        | 200                        | 300                        | -                      | ...                 |
| NO STRUCTURAL DEFICIENCIES  | 295 600 | 13 600                   | 34 500                     | 24 400                     | 24 100                     | 33 800                     | 30 700                     | 50 500                     | 33 000                     | 24 700                     | 26 300                 | 37600               |
| NOT REPORTED  | -       | -                        | -                          | -                          | -                          | -                          | -                          | -                          | -                          | -                          | -                      | ...                 |

<sup>1</sup>LIMITED TO 1-FAMILY HOMES ON LESS THAN 10 ACRES AND NO BUSINESS ON PROPERTY.

TABLE A-6. VALUE OF OWNER OCCUPIED HOUSING UNITS BY DEFICIENCIES IN SELECTED STRUCTURAL CHARACTERISTICS: 1976--CONTINUED  
(DATA BASED ON SAMPLE, SEE TEXT, FOR MINIMUM BASE FOR DERIVED FIGURES (PERCENT, MEDIAN, ETC.) AND MEANING OF SYMBOLS, SEE TEXT)

| STANDARD METROPOLITAN STATISTICAL AREA<br>BALTIMORE, MD.<br>TOTAL | TOTAL   | LESS     | \$10,000 | \$20,000 | \$25,000 | \$30,000 | \$35,000 | \$40,000 | \$50,000 | \$60,000 | \$75,000 | MEDIAN<br>(DOL-<br>LARS) |
|---|---------|----------|----------|----------|----------|----------|----------|----------|----------|----------|----------|--------------------------|
|   |         | THAN     | TO       | TO       | TO       | TO       | TO       | TO       | TO       | TO       | OR       |                          |
|   |         | \$10,000 | \$19,999 | \$24,999 | \$29,999 | \$34,999 | \$39,999 | \$49,999 | \$59,999 | \$74,999 | MORE     |                          |
| SPECIFIED OWNER OCCUPIED <sup>1</sup> --CONTINUED                 |         |          |          |          |          |          |          |          |          |          |          |                          |
| OVERALL OPINION OF STRUCTURE                                      |         |          |          |          |          |          |          |          |          |          |          |                          |
| EXCELLENT . . . . .   | 154 000 | 2 100    | 9 700    | 7 000    | 9 200    | 14 800   | 17 500   | 31 200   | 21 200   | 17 800   | 23 500   | 45300                    |
| GOOD . . . . .  | 163 100 | 7 500    | 20 600   | 18 500   | 15 200   | 23 400   | 17 400   | 27 800   | 17 000   | 9 100    | 6 500    | 34200                    |
| FAIR . . . . .  | 48 500  | 7 200    | 11 600   | 6 300    | 6 300    | 4 200    | 3 100    | 4 900    | 2 500    | 1 400    | 1 100    | 24300                    |
| POOR . . . . .  | 5 800   | 1 300    | 2 500    | 300      | 500      | -        | 300      | 600      | 200      | 200      | -        | 16600                    |
| NOT REPORTED . . . . .  | 1 400   | -        | 200      | -        | 200      | 300      | -        | 200      | 200      | 300      | 200      | ...                      |

<sup>1</sup>LIMITED TO 1-FAMILY HOMES ON LESS THAN 10 ACRES AND NO BUSINESS ON PROPERTY.

TABLE A-7. VALUE OF OWNER OCCUPIED HOUSING UNITS BY FAILURES IN PLUMBING FACILITIES AND EQUIPMENT: 1976  
(DATA BASED ON SAMPLE, SEE TEXT, FOR MINIMUM BASE FOR DERIVED FIGURES (PERCENT, MEDIAN, ETC.) AND MEANING OF SYMBOLS, SEE TEXT)

| STANDARD METROPOLITAN STATISTICAL AREA<br>BALTIMORE, MD.<br>TOTAL | TOTAL   | LESS     | \$10,000 | \$20,000 | \$25,000 | \$30,000 | \$35,000 | \$40,000 | \$50,000 | \$60,000 | \$75,000 | MEDIAN<br>(DOL-<br>LARS) |
|---|---------|----------|----------|----------|----------|----------|----------|----------|----------|----------|----------|--------------------------|
|   |         | THAN     | TO       | TO       | TO       | TO       | TO       | TO       | TO       | TO       | OR       |                          |
|   |         | \$10,000 | \$19,999 | \$24,999 | \$29,999 | \$34,999 | \$39,999 | \$49,999 | \$59,999 | \$74,999 | MORE     |                          |
| SPECIFIED OWNER OCCUPIED <sup>1</sup> . . . . .                   |         |          |          |          |          |          |          |          |          |          |          |                          |
| UNITS OCCUPIED 3 MONTHS OR LONGER . . . . .                       |         |          |          |          |          |          |          |          |          |          |          |                          |
| WATER SUPPLY  |         |          |          |          |          |          |          |          |          |          |          |                          |
| WITH PIPED WATER INSIDE STRUCTURE . . . . .                       | 365 800 | 17 600   | 43 800   | 31 900   | 30 600   | 42 200   | 37 700   | 63 200   | 40 400   | 28 500   | 30 000   | 37200                    |
| NO BREAKDOWNS . . . . .   | 354 400 | 16 800   | 42 600   | 30 100   | 30 000   | 41 600   | 37 400   | 61 300   | 38 800   | 28 000   | 27 700   | 37100                    |
| WITH BREAKDOWNS . . . . .   | 9 600   | 800      | 800      | 1 400    | 500      | 600      | 300      | 1 700    | 1 400    | 500      | 1 500    | 42000                    |
| UNUSABLE 6 CONSECUTIVE HOURS OR LONGER:                           |         |          |          |          |          |          |          |          |          |          |          |                          |
| 1 TIME . . . . .  | 7 300   | 600      | 600      | 1 200    | 500      | 300      | 200      | 1 400    | 800      | 300      | 1 400    | 41500                    |
| 2 TIMES . . . . .   | 800     | 200      | 200      | -        | -        | 200      | -        | 200      | 200      | -        | -        | ...                      |
| 3 TIMES OR MORE . . . . .   | 1 400   | -        | -        | 200      | -        | 200      | 100      | 200      | 500      | 200      | 200      | ...                      |
| NOT REPORTED . . . . .  | -       | -        | -        | -        | -        | -        | -        | -        | -        | -        | -        | ...                      |
| DON'T KNOW . . . . .  | 800     | -        | -        | 300      | 200      | -        | -        | -        | -        | -        | 200      | ...                      |
| NOT REPORTED . . . . .  | 1 100   | -        | 300      | -        | -        | -        | -        | 200      | -        | -        | 600      | ...                      |
| REASON FOR BREAKDOWN:   |         |          |          |          |          |          |          |          |          |          |          |                          |
| PROBLEMS INSIDE BUILDING . . . . .                                | 2 100   | 300      | 200      | 500      | 200      | 300      | -        | 200      | 300      | -        | 200      | ...                      |
| PROBLEMS OUTSIDE BUILDING . . . . .                               | 7 300   | 500      | 700      | 800      | 300      | 300      | 300      | 1 600    | 1 100    | 500      | 1 400    | 45300                    |
| NOT REPORTED . . . . .  | 200     | -        | -        | 200      | -        | -        | -        | -        | -        | -        | -        | ...                      |
| NO PIPED WATER INSIDE STRUCTURE . . . . .                         | 700     | 300      | 100      | 100      | -        | -        | -        | -        | -        | -        | 200      | ...                      |
| SEWAGE DISPOSAL   |         |          |          |          |          |          |          |          |          |          |          |                          |
| WITH PUBLIC SEWER, SEPTIC TANK, OR CESSPOOL . . . . .             | 365 100 | 17 500   | 43 600   | 31 700   | 30 500   | 42 200   | 37 700   | 63 200   | 40 200   | 28 500   | 30 000   | 37300                    |
| NO BREAKDOWNS . . . . .   | 358 300 | 17 500   | 42 400   | 30 900   | 30 100   | 40 800   | 37 200   | 62 400   | 39 000   | 28 300   | 29 500   | 37300                    |
| WITH BREAKDOWNS . . . . .   | 4 400   | -        | 600      | 200      | 200      | 600      | 300      | 800      | 900      | 200      | 500      | 42000                    |
| UNUSABLE 6 CONSECUTIVE HOURS OR LONGER:                           |         |          |          |          |          |          |          |          |          |          |          |                          |
| 1 TIME . . . . .  | 3 600   | -        | 600      | 200      | 200      | 600      | 300      | 800      | 600      | 200      | 200      | ...                      |
| 2 TIMES . . . . .   | -       | -        | -        | -        | -        | -        | -        | -        | -        | -        | -        | ...                      |
| 3 TIMES OR MORE . . . . .   | 800     | -        | -        | -        | -        | 200      | -        | -        | 300      | -        | 300      | ...                      |
| NOT REPORTED . . . . .  | -       | -        | -        | -        | -        | -        | -        | -        | -        | -        | -        | ...                      |
| DON'T KNOW . . . . .  | 200     | -        | -        | -        | -        | 200      | -        | -        | -        | -        | -        | ...                      |
| NOT REPORTED . . . . .  | 2 200   | -        | 500      | 600      | 200      | 500      | 200      | -        | 300      | -        | -        | ...                      |
| WITH CHEMICAL TOILET, PRIVY, OR OTHER MEANS . . . . .             | 1 500   | 400      | 300      | 300      | 200      | -        | -        | -        | 100      | -        | 200      | ...                      |
| FLUSH TOILET  |         |          |          |          |          |          |          |          |          |          |          |                          |
| WITH ALL PLUMBING FACILITIES . . . . .                            | 364 200 | 17 300   | 43 500   | 31 700   | 30 500   | 42 200   | 37 500   | 63 100   | 40 200   | 28 300   | 29 800   | 37300                    |
| WITH ONLY 1 FLUSH TOILET . . . . .                                | 146 300 | 11 500   | 27 300   | 19 400   | 15 700   | 19 400   | 18 100   | 19 700   | 7 800    | 2 700    | 4 800    | 29800                    |
| NO BREAKDOWNS IN FLUSH TOILET . . . . .                           | 143 200 | 11 400   | 26 400   | 19 100   | 15 700   | 18 600   | 18 000   | 19 200   | 7 800    | 2 700    | 4 500    | 29700                    |
| WITH BREAKDOWNS IN FLUSH TOILET . . . . .                         | 2 800   | -        | 900      | 300      | -        | 800      | 200      | 300      | -        | -        | 300      | ...                      |
| UNUSABLE 6 CONSECUTIVE HOURS OR LONGER:                           |         |          |          |          |          |          |          |          |          |          |          |                          |
| 1 TIME . . . . .  | 2 000   | -        | 800      | 200      | -        | 300      | 200      | 300      | -        | -        | 300      | ...                      |
| 2 TIMES . . . . .   | 500     | -        | 100      | -        | -        | 300      | -        | -        | -        | -        | -        | ...                      |
| 3 TIMES . . . . .   | 200     | -        | -        | 200      | -        | -        | -        | -        | -        | -        | -        | ...                      |
| 4 TIMES OR MORE . . . . .   | 200     | -        | -        | -        | -        | 200      | -        | -        | -        | -        | -        | ...                      |
| NOT REPORTED . . . . .  | -       | -        | -        | -        | -        | -        | -        | -        | -        | -        | -        | ...                      |
| NOT REPORTED . . . . .  | 300     | 200      | -        | -        | -        | -        | -        | 200      | -        | -        | -        | ...                      |
| REASON FOR BREAKDOWN:   |         |          |          |          |          |          |          |          |          |          |          |                          |
| PROBLEMS INSIDE BUILDING . . . . .                                | 1 400   | -        | 500      | -        | -        | 500      | 200      | 300      | -        | -        | -        | ...                      |
| PROBLEMS OUTSIDE BUILDING . . . . .                               | 1 400   | -        | 500      | 300      | -        | 300      | -        | -        | -        | -        | 300      | ...                      |
| NOT REPORTED . . . . .  | -       | -        | -        | -        | -        | -        | -        | -        | -        | -        | -        | ...                      |
| LACKING SOME OR ALL PLUMBING FACILITIES . . . . .                 | 2 400   | 600      | 500      | 300      | 200      | -        | 200      | 200      | 100      | 200      | 300      | ...                      |
| ELECTRIC FUSE BLOWOUTS  |         |          |          |          |          |          |          |          |          |          |          |                          |
| NO FUSE OR SWITCH BLOWOUTS . . . . .                              | 315 200 | 16 200   | 40 400   | 29 200   | 27 100   | 38 000   | 30 900   | 52 700   | 32 400   | 22 600   | 25 800   | 36100                    |
| WITH FUSE OR SWITCH BLOWOUTS . . . . .                            | 49 800  | 1 800    | 3 200    | 2 600    | 3 500    | 4 200    | 6 500    | 10 400   | 7 800    | 5 400    | 4 400    | 43000                    |
| 1 TIME . . . . .  | 27 900  | 1 100    | 2 100    | 1 400    | 1 400    | 3 000    | 3 200    | 5 800    | 4 800    | 3 000    | 2 200    | 43100                    |
| 2 TIMES . . . . .   | 11 000  | 300      | 300      | 500      | 1 100    | 800      | 2 200    | 2 000    | 1 700    | 900      | 1 100    | 41500                    |
| 3 TIMES OR MORE . . . . .   | 10 400  | 300      | 600      | 800      | 900      | 300      | 1 100    | 2 500    | 1 300    | 1 600    | 1 100    | 44700                    |
| NOT REPORTED . . . . .  | 500     | -        | 200      | -        | -        | -        | -        | 200      | -        | -        | -        | ...                      |
| DON'T KNOW . . . . .  | 1 300   | -        | 300      | 200      | -        | -        | 200      | 200      | 200      | 300      | -        | ...                      |
| NOT REPORTED . . . . .  | 300     | -        | -        | -        | -        | -        | 200      | -        | -        | 200      | -        | ...                      |
| UNITS OCCUPIED LAST WINTER . . . . .                              |         |          |          |          |          |          |          |          |          |          |          |                          |
| HEATING EQUIPMENT   |         |          |          |          |          |          |          |          |          |          |          |                          |
| WITH HEATING EQUIPMENT . . . . .                                  | 358 800 | 17 800   | 43 800   | 31 800   | 30 000   | 40 800   | 36 300   | 62 000   | 39 000   | 27 700   | 29 700   | 37100                    |
| NO BREAKDOWNS . . . . .   | 332 300 | 17 100   | 40 300   | 29 600   | 27 000   | 37 500   | 34 000   | 57 600   | 36 500   | 25 300   | 27 500   | 37200                    |
| WITH BREAKDOWNS . . . . .   | 25 200  | 700      | 3 300    | 2 100    | 2 800    | 3 200    | 2 000    | 4 400    | 2 400    | 2 400    | 2 100    | 36300                    |
| 1 TIME . . . . .  | 19 100  | 300      | 2 200    | 1 300    | 1 900    | 2 700    | 1 400    | 3 500    | 2 400    | 2 000    | 1 400    | 39300                    |
| 2 TIMES . . . . .   | 3 400   | 300      | 800      | 500      | 800      | 200      | -        | 300      | -        | 200      | 300      | ...                      |
| 3 TIMES . . . . .   | 1 200   | -        | 200      | 100      | 200      | 200      | 100      | 300      | -        | -        | 200      | ...                      |
| 4 TIMES OR MORE . . . . .   | 1 000   | -        | 200      | -        | -        | 200      | 500      | -        | -        | -        | 200      | ...                      |
| NOT REPORTED . . . . .  | 500     | -        | -        | 200      | -        | -        | -        | 200      | -        | 200      | -        | ...                      |
| NOT REPORTED . . . . .  | 1 300   | -        | 200      | 200      | 200      | 200      | 300      | -        | 200      | -        | 200      | ...                      |
| NO HEATING EQUIPMENT . . . . .                                    | -       | -        | -        | -        | -        | -        | -        | -        | -        | -        | -        | ...                      |

<sup>1</sup>LIMITED TO 1-FAMILY HOMES ON LESS THAN 10 ACRES AND NO BUSINESS ON PROPERTY.



TABLE A-7. VALUE OF OWNER OCCUPIED HOUSING UNITS BY FAILURES IN PLUMBING FACILITIES AND EQUIPMENT: 1976--CONTINUED

(DATA BASED ON SAMPLE, SEE TEXT. FOR MINIMUM BASE FOR DERIVED FIGURES (PERCENT, MEDIAN, ETC.) AND MEANING OF SYMBOLS, SEE TEXT)

| STANDARD METROPOLITAN STATISTICAL AREA<br>BALTIMORE, MD.<br>TOTAL         | TOTAL   | LESS<br>THAN<br>\$10,000 | \$10,000<br>TO<br>\$19,999 | \$20,000<br>TO<br>\$29,999 | \$25,000<br>TO<br>\$34,999 | \$30,000<br>TO<br>\$39,999 | \$35,000<br>TO<br>\$49,999 | \$40,000<br>TO<br>\$59,999 | \$50,000<br>TO<br>\$74,999 | \$60,000<br>TO<br>\$74,999 | \$75,000<br>OR<br>MORE | MEDIAN<br>(DOL-<br>LARS) |
|---|---------|--------------------------|----------------------------|----------------------------|----------------------------|----------------------------|----------------------------|----------------------------|----------------------------|----------------------------|------------------------|--------------------------|
| SPECIFIED OWNER OCCUPIED <sup>1</sup> --CONTINUED                         |         |                          |                            |                            |                            |                            |                            |                            |                            |                            |                        |                          |
| UNITS OCCUPIED LAST WINTER--CONTINUED                                     |         |                          |                            |                            |                            |                            |                            |                            |                            |                            |                        |                          |
| INSUFFICIENT HEAT   |         |                          |                            |                            |                            |                            |                            |                            |                            |                            |                        |                          |
| ADDITIONAL HEAT SOURCE:   |         |                          |                            |                            |                            |                            |                            |                            |                            |                            |                        |                          |
| WITH SPECIFIED HEATING EQUIPMENT <sup>2</sup> . . . . .                   | 357 100 | 17 100                   | 43 600                     | 31 500                     | 30 000                     | 40 700                     | 36 100                     | 61 800                     | 39 000                     | 27 600                     | 29 700                 | 37200                    |
| NO ADDITIONAL HEAT SOURCE USED . . . . .                                  | 331 200 | 14 900                   | 41 300                     | 30 000                     | 27 900                     | 37 400                     | 33 000                     | 57 300                     | 36 800                     | 24 300                     | 28 300                 | 37100                    |
| USED KITCHEN STOVE, FIREPLACE,<br>OR PORTABLE HEATER . . . . .            | 24 600  | 2 200                    | 2 300                      | 1 400                      | 1 900                      | 3 100                      | 2 800                      | 4 500                      | 2 000                      | 3 300                      | 1 100                  | 37600                    |
| NOT REPORTED . . . . .  | 1 300   | -                        | -                          | 200                        | 200                        | 200                        | 300                        | -                          | 200                        | -                          | 300                    | ...                      |
| LACKING SPECIFIED HEATING EQUIPMENT OR NONE . . . . .                     | 1 700   | 600                      | 200                        | 300                        | -                          | 200                        | 200                        | 200                        | -                          | 200                        | -                      | ...                      |
| ROOMS LACKING SPECIFIED HEAT SOURCE:                                      |         |                          |                            |                            |                            |                            |                            |                            |                            |                            |                        |                          |
| WITH SPECIFIED HEATING EQUIPMENT <sup>2</sup> . . . . .                   | 357 100 | 17 100                   | 43 600                     | 31 500                     | 30 000                     | 40 700                     | 36 100                     | 61 800                     | 39 000                     | 27 600                     | 29 700                 | 37200                    |
| NO ROOMS LACKING AIR DUCTS, REGISTERS,<br>RADIATORS, OR HEATERS . . . . . | 313 200 | 12 500                   | 35 100                     | 26 300                     | 26 000                     | 37 200                     | 32 300                     | 56 300                     | 35 100                     | 25 200                     | 27 200                 | 36000                    |
| ROOMS LACKING AIR DUCTS, REGISTERS, RADIATORS,<br>OR HEATERS . . . . .    | 43 000  | 4 600                    | 8 500                      | 5 100                      | 3 800                      | 3 300                      | 3 900                      | 5 200                      | 3 900                      | 2 400                      | 2 500                  | 29500                    |
| 1 ROOM . . . . .  | 20 600  | 2 400                    | 3 600                      | 2 000                      | 1 400                      | 1 800                      | 1 700                      | 2 300                      | 2 200                      | 1 400                      | 1 700                  | 32600                    |
| 2 ROOMS . . . . .   | 11 800  | 1 000                    | 1 400                      | 1 400                      | 1 400                      | 1 000                      | 1 400                      | 2 200                      | 1 100                      | 600                        | 300                    | 33500                    |
| 3 ROOMS OR MORE . . . . .   | 10 700  | 1 300                    | 3 500                      | 1 700                      | 900                        | 500                        | 800                        | 600                        | 600                        | 300                        | 400                    | 21800                    |
| NOT REPORTED . . . . .  | 800     | -                        | -                          | 200                        | 200                        | 200                        | -                          | 300                        | -                          | -                          | -                      | ...                      |
| LACKING SPECIFIED HEATING EQUIPMENT OR NONE . . . . .                     | 1 700   | 600                      | 200                        | 300                        | -                          | 200                        | 200                        | 200                        | -                          | 200                        | -                      | ...                      |
| CLOSURE OF ROOMS:   |         |                          |                            |                            |                            |                            |                            |                            |                            |                            |                        |                          |
| WITH HEATING EQUIPMENT . . . . .  | 358 800 | 17 800                   | 43 800                     | 31 800                     | 30 000                     | 40 800                     | 36 200                     | 62 000                     | 39 000                     | 27 700                     | 29 700                 | 37100                    |
| NO ROOMS CLOSED . . . . .   | 346 400 | 16 500                   | 42 800                     | 31 100                     | 28 600                     | 39 100                     | 34 200                     | 60 100                     | 37 900                     | 26 900                     | 29 200                 | 37200                    |
| CLOSED CERTAIN ROOMS . . . . .  | 11 200  | 1 300                    | 800                        | 800                        | 1 200                      | 1 600                      | 1 700                      | 1 700                      | 900                        | 800                        | 300                    | 34700                    |
| LIVING ROOM ONLY . . . . .  | 200     | -                        | -                          | 200                        | -                          | -                          | -                          | -                          | -                          | -                          | -                      | ...                      |
| DINING ROOM ONLY . . . . .  | -       | -                        | -                          | -                          | -                          | -                          | -                          | -                          | -                          | -                          | -                      | ...                      |
| 1 OR MORE BEDROOMS ONLY . . . . .   | 6 800   | 600                      | 600                        | 500                        | 600                        | 1 300                      | 900                        | 1 200                      | 500                        | 300                        | 200                    | 33900                    |
| OTHER ROOMS OR COMBINATION . . . . .                                      | 3 300   | 500                      | -                          | 100                        | 500                        | 300                        | 500                        | 500                        | 500                        | 500                        | 100                    | ...                      |
| NOT REPORTED . . . . .  | 1 000   | 200                      | 200                        | -                          | 200                        | -                          | 300                        | -                          | 200                        | -                          | 200                    | ...                      |
| NOT REPORTED . . . . .  | 1 300   | -                        | 200                        | -                          | 200                        | 200                        | 300                        | 200                        | 200                        | -                          | 200                    | ...                      |
| NO HEATING EQUIPMENT . . . . .  | -       | -                        | -                          | -                          | -                          | -                          | -                          | -                          | -                          | -                          | -                      | ...                      |

<sup>1</sup>LIMITED TO 1-FAMILY HOMES ON LESS THAN 10 ACRES AND NO BUSINESS ON PROPERTY.  
<sup>2</sup>EXCLUDES ROOM HEATERS WITHOUT FLUP OR VENT, FIREPLACES, STOVES, AND PORTABLE HEATERS.

TABLE A-8. VALUE OF OWNER OCCUPIED HOUSING UNITS BY SELECTED NEIGHBORHOOD CHARACTERISTICS: 1976

(DATA BASED ON SAMPLE, SEE TEXT. FOR MINIMUM BASE FOR DERIVED FIGURES (PERCENT, MEDIAN, ETC.) AND MEANING OF SYMBOLS, SEE TEXT)

| STANDARD METROPOLITAN STATISTICAL AREA<br>BALTIMORE, MD.<br>TOTAL | TOTAL   | LESS<br>THAN<br>\$10,000 | \$10,000<br>TO<br>\$19,999 | \$20,000<br>TO<br>\$29,999 | \$25,000<br>TO<br>\$34,999 | \$30,000<br>TO<br>\$39,999 | \$35,000<br>TO<br>\$49,999 | \$40,000<br>TO<br>\$59,999 | \$50,000<br>TO<br>\$74,999 | \$60,000<br>TO<br>\$74,999 | \$75,000<br>OR<br>MORE | MEDIAN<br>(DOL-<br>LARS) |
|---|---------|--------------------------|----------------------------|----------------------------|----------------------------|----------------------------|----------------------------|----------------------------|----------------------------|----------------------------|------------------------|--------------------------|
| SPECIFIED OWNER OCCUPIED <sup>1</sup> . . . . .                   |         |                          |                            |                            |                            |                            |                            |                            |                            |                            |                        |                          |
| NEIGHBORHOOD CONDITIONS AND WISH TO MOVE <sup>2</sup>             |         |                          |                            |                            |                            |                            |                            |                            |                            |                            |                        |                          |
| NO STREET OR HIGHWAY NOISE . . . . .                              | 231 100 | 10 400                   | 23 200                     | 18 100                     | 17 900                     | 23 800                     | 25 100                     | 39 700                     | 26 200                     | 21 900                     | 24 900                 | 39400                    |
| WITH STREET OR HIGHWAY NOISE . . . . .                            | 141 000 | 7 700                    | 21 200                     | 14 100                     | 13 300                     | 18 700                     | 13 200                     | 24 900                     | 14 600                     | 9 500                      | 6 300                  | 33600                    |
| BOTHERSOME TO RESPONDENT . . . . .                                | 62 000  | 5 100                    | 7 900                      | 7 300                      | 5 500                      | 9 000                      | 5 100                      | 11 000                     | 7 500                      | 2 400                      | 1 200                  | 12600                    |
| WOULD LIKE TO MOVE . . . . .                                      | 17 500  | 2 100                    | 2 200                      | 1 600                      | 1 100                      | 2 500                      | 1 300                      | 3 900                      | 1 900                      | 500                        | 500                    | 32600                    |
| WOULD NOT LIKE TO MOVE . . . . .                                  | 44 500  | 3 000                    | 5 700                      | 5 700                      | 4 400                      | 6 500                      | 3 900                      | 7 200                      | 5 600                      | 1 900                      | 600                    | 37600                    |
| NOT REPORTED . . . . .  | -       | -                        | -                          | -                          | -                          | -                          | -                          | -                          | -                          | -                          | -                      | ...                      |
| NOT BOTHERSOME TO RESPONDENT . . . . .                            | 78 800  | 2 600                    | 13 300                     | 6 800                      | 7 900                      | 9 700                      | 8 100                      | 13 900                     | 7 000                      | 4 500                      | 5 100                  | 34600                    |
| NOT REPORTED . . . . .  | 200     | -                        | -                          | -                          | -                          | -                          | -                          | -                          | 200                        | -                          | -                      | ...                      |
| NOT REPORTED . . . . .  | 800     | -                        | 200                        | -                          | 200                        | 100                        | -                          | -                          | 200                        | 200                        | -                      | ...                      |
| NO AIRPLANE TRAFFIC NOISE . . . . .                               | 286 100 | 15 100                   | 35 900                     | 25 500                     | 24 900                     | 32 700                     | 29 600                     | 48 900                     | 29 600                     | 21 700                     | 24 200                 | 35500                    |
| WITH AIRPLANE TRAFFIC NOISE . . . . .                             | 86 100  | 3 000                    | 8 700                      | 6 700                      | 6 400                      | 9 900                      | 8 700                      | 15 700                     | 11 200                     | 6 900                      | 9 000                  | 39600                    |
| BOTHERSOME TO RESPONDENT . . . . .                                | 21 600  | 300                      | 1 400                      | 1 400                      | 2 200                      | 2 300                      | 2 800                      | 4 500                      | 3 100                      | 1 000                      | 600                    | 40500                    |
| WOULD LIKE TO MOVE . . . . .                                      | 3 600   | 100                      | 500                        | 300                        | 600                        | 300                        | 500                        | 300                        | 500                        | 500                        | 500                    | ...                      |
| WOULD NOT LIKE TO MOVE . . . . .                                  | 18 000  | 200                      | 1 000                      | 1 100                      | 1 600                      | 2 000                      | 2 300                      | 4 200                      | 2 600                      | 2 500                      | 600                    | 47300                    |
| NOT REPORTED . . . . .  | -       | -                        | -                          | -                          | -                          | -                          | -                          | -                          | -                          | -                          | -                      | ...                      |
| NOT BOTHERSOME TO RESPONDENT . . . . .                            | 64 400  | 2 700                    | 7 100                      | 5 300                      | 4 200                      | 7 600                      | 5 900                      | 11 200                     | 8 100                      | 5 900                      | 4 400                  | 39500                    |
| NOT REPORTED . . . . .  | 200     | -                        | 200                        | -                          | -                          | -                          | -                          | -                          | -                          | -                          | -                      | ...                      |
| NOT REPORTED . . . . .  | 600     | -                        | -                          | -                          | 200                        | 100                        | -                          | -                          | 200                        | 200                        | -                      | ...                      |
| NO HEAVY TRAFFIC . . . . .  | 256 400 | 9 900                    | 26 800                     | 19 700                     | 20 300                     | 29 600                     | 27 600                     | 45 900                     | 29 400                     | 22 700                     | 24 600                 | 35000                    |
| WITH HEAVY TRAFFIC . . . . .                                      | 115 600 | 8 200                    | 17 600                     | 12 500                     | 10 900                     | 13 000                     | 10 800                     | 16 700                     | 11 500                     | 6 900                      | 6 800                  | 33900                    |
| BOTHERSOME TO RESPONDENT . . . . .                                | 47 500  | 3 500                    | 6 000                      | 5 200                      | 3 500                      | 5 400                      | 3 800                      | 9 500                      | 5 600                      | 2 500                      | 2 100                  | 35100                    |
| WOULD LIKE TO MOVE . . . . .                                      | 13 900  | 1 900                    | 1 200                      | 1 600                      | 900                        | 1 300                      | 600                        | 3 700                      | 1 400                      | 500                        | 800                    | 34500                    |
| WOULD NOT LIKE TO MOVE . . . . .                                  | 33 400  | 1 600                    | 4 800                      | 3 600                      | 2 600                      | 4 200                      | 3 100                      | 5 800                      | 4 100                      | 2 400                      | 1 400                  | 36000                    |
| NOT REPORTED . . . . .  | 200     | -                        | -                          | -                          | -                          | -                          | -                          | -                          | 200                        | -                          | -                      | ...                      |
| NOT BOTHERSOME TO RESPONDENT . . . . .                            | 67 700  | 4 700                    | 11 500                     | 7 100                      | 7 400                      | 7 500                      | 7 000                      | 9 100                      | 5 900                      | 3 100                      | 4 300                  | 32100                    |
| NOT REPORTED . . . . .  | 500     | -                        | 200                        | -                          | -                          | -                          | -                          | 200                        | -                          | -                          | 200                    | ...                      |
| NOT REPORTED . . . . .  | 800     | -                        | 200                        | -                          | 200                        | 100                        | -                          | -                          | 200                        | 200                        | -                      | ...                      |
| NO STREETS IN NEED OF REPAIR . . . . .                            | 305 100 | 15 700                   | 34 100                     | 25 900                     | 25 300                     | 36 200                     | 31 200                     | 53 500                     | 33 300                     | 23 700                     | 26 200                 | 37100                    |
| WITH STREETS IN NEED OF REPAIR . . . . .                          | 66 900  | 2 400                    | 10 400                     | 6 300                      | 6 000                      | 6 300                      | 7 100                      | 10 900                     | 7 500                      | 4 600                      | 5 100                  | 35100                    |
| BOTHERSOME TO RESPONDENT . . . . .                                | 42 000  | 1 600                    | 5 500                      | 4 500                      | 3 300                      | 3 200                      | 4 400                      | 7 600                      | 5 000                      | 3 700                      | 2 900                  | 37400                    |
| WOULD LIKE TO MOVE . . . . .                                      | 4 700   | 500                      | 1 300                      | 500                        | 500                        | 500                        | 600                        | 500                        | 500                        | 500                        | 500                    | 27500                    |
| WOULD NOT LIKE TO MOVE . . . . .                                  | 37 000  | 1 100                    | 4 100                      | 4 100                      | 2 800                      | 2 500                      | 4 500                      | 7 200                      | 4 500                      | 3 200                      | 2 400                  | 34300                    |
| NOT REPORTED . . . . .  | 300     | -                        | 200                        | -                          | -                          | -                          | -                          | -                          | 200                        | -                          | -                      | ...                      |
| NOT BOTHERSOME TO RESPONDENT . . . . .                            | 24 700  | 800                      | 4 900                      | 1 800                      | 2 700                      | 3 100                      | 2 200                      | 3 300                      | 2 500                      | 1 600                      | 2 000                  | 33600                    |
| NOT REPORTED . . . . .  | 200     | -                        | -                          | -                          | -                          | -                          | -                          | -                          | -                          | -                          | 200                    | ...                      |
| NOT REPORTED . . . . .  | 900     | -                        | -                          | -                          | 200                        | 300                        | -                          | 200                        | 200                        | 200                        | -                      | ...                      |
| NO ROADS IMPASSABLE . . . . .                                     | 306 700 | 14 900                   | 35 500                     | 26 900                     | 26 000                     | 36 000                     | 31 700                     | 52 500                     | 33 700                     | 24 200                     | 25 300                 | 37200                    |
| WITH ROADS IMPASSABLE . . . . .                                   | 64 800  | 3 200                    | 9 100                      | 5 300                      | 5 100                      | 6 400                      | 6 700                      | 11 800                     | 7 000                      | 4 400                      | 5 900                  | 37500                    |
| BOTHERSOME TO RESPONDENT . . . . .                                | 40 700  | 1 100                    | 5 600                      | 3 500                      | 4 100                      | 3 700                      | 4 200                      | 7 800                      | 3 100                      | 3 800                      | 3 700                  | 37700                    |
| WOULD LIKE TO MOVE . . . . .                                      | 3 600   | 700                      | 900                        | 200                        | 200                        | 300                        | 200                        | 300                        | 200                        | 200                        | 100                    | ...                      |
| WOULD NOT LIKE TO MOVE . . . . .                                  | 37 100  | 500                      | 4 600                      | 3 400                      | 3 700                      | 3 400                      | 4 000                      | 7 300                      | 3 000                      | 3 600                      | 3 600                  | 36700                    |
| NOT REPORTED . . . . .  | -       | -                        | -                          | -                          | -                          | -                          | -                          | -                          | -                          | -                          | -                      | ...                      |
| NOT BOTHERSOME TO RESPONDENT . . . . .                            | 24 000  | 2 100                    | 3 500                      | 1 800                      | 800                        | 2 700                      | 2 500                      | 4 000                      | 3 900                      | 600                        | 2 200                  | 37500                    |
| NOT REPORTED . . . . .  | 100     | -                        | -                          | -                          | 100                        | -                          | -                          | -                          | -                          | -                          | -                      | ...                      |
| NOT REPORTED . . . . .  | 1 400   | -                        | -                          | -                          | 300                        | 300                        | -                          | 300                        | 300                        | 200                        | -                      | ...                      |

<sup>1</sup>LIMITED TO 1-FAMILY HOMES ON LESS THAN 10 ACRES AND NO BUSINESS ON PROPERTY.  
<sup>2</sup>WISH TO MOVE RELATES ONLY TO RESPONDENTS' OPINION OF SPECIFIC CONDITIONS.

TABLE A-8. VALUE OF OWNER OCCUPIED HOUSING UNITS BY SELECTED NEIGHBORHOOD CHARACTERISTICS: 1976--CONTINUED  
(DATA BASED ON SAMPLE, SEE TEXT, FOR MINIMUM BASE FOR DERIVED FIGURES (PERCENT, MEDIAN, ETC.) AND MEANING OF SYMBOLS, SEE TEXT)

| STANDARD METROPOLITAN STATISTICAL AREA<br>BALTIMORE, MD.<br>TOTAL | TOTAL   | LESS<br>THAN<br>\$10,000 | \$10,000<br>TO<br>\$19,999 | \$20,000<br>TO<br>\$24,999 | \$25,000<br>TO<br>\$29,999 | \$30,000<br>TO<br>\$34,999 | \$35,000<br>TO<br>\$39,999 | \$40,000<br>TO<br>\$49,999 | \$50,000<br>TO<br>\$59,999 | \$60,000<br>TO<br>\$74,999 | \$75,000<br>OR<br>MORE | MEDIAN<br>(DOL-<br>LARS) |
|---|---------|--------------------------|----------------------------|----------------------------|----------------------------|----------------------------|----------------------------|----------------------------|----------------------------|----------------------------|------------------------|--------------------------|
| SPECIFIED OWNER OCCUPIED <sup>1</sup> --CON.                      |         |                          |                            |                            |                            |                            |                            |                            |                            |                            |                        |                          |
| NEIGHBORHOOD CONDITIONS AND WISH TO MOVE <sup>2</sup> --CON.      |         |                          |                            |                            |                            |                            |                            |                            |                            |                            |                        |                          |
| NO OCCUPIED HOUSING IN RUNDOWN CONDITION . . . . .                | 329 100 | 13 900                   | 36 600                     | 26 400                     | 26 000                     | 38 200                     | 34 300                     | 59 200                     | 37 900                     | 27 200                     | 29 600                 | 38400                    |
| WITH OCCUPIED HOUSING IN RUNDOWN CONDITION . . . . .              | 42 000  | 3 800                    | 7 600                      | 5 800                      | 5 200                      | 4 300                      | 4 000                      | 5 300                      | 2 900                      | 1 300                      | 1 700                  | 28500                    |
| BOTHERSOME TO RESPONDENT . . . . .                                | 26 100  | 1 900                    | 5 200                      | 4 100                      | 2 900                      | 2 500                      | 2 800                      | 2 500                      | 2 000                      | 900                        | 1 200                  | 28100                    |
| WOULD LIKE TO MOVE . . . . .                                      | 7 700   | 300                      | 1 800                      | 1 400                      | 1 600                      | 500                        | 600                        | 300                        | 600                        | 200                        | 500                    | 26100                    |
| WOULD NOT LIKE TO MOVE . . . . .                                  | 18 200  | 1 600                    | 3 400                      | 2 700                      | 1 300                      | 2 100                      | 2 100                      | 2 200                      | 1 400                      | 800                        | 600                    | 30200                    |
| NOT REPORTED . . . . .  | 100     | -                        | -                          | -                          | -                          | -                          | -                          | -                          | -                          | -                          | 100                    | ...                      |
| NOT BOTHERSOME TO RESPONDENT . . . . .                            | 15 900  | 1 900                    | 2 400                      | 1 700                      | 2 300                      | 1 700                      | 1 200                      | 2 800                      | 900                        | 300                        | 500                    | 29000                    |
| NOT REPORTED . . . . .  | -       | -                        | -                          | -                          | -                          | -                          | -                          | -                          | -                          | -                          | -                      | ...                      |
| NOT REPORTED . . . . .  | 1 800   | 300                      | 300                        | -                          | 200                        | 300                        | -                          | 200                        | 200                        | 300                        | -                      | ...                      |
| NO COMMERCIAL OR NONRESIDENTIAL ACTIVITIES . . . . .              | 306 000 | 13 700                   | 31 900                     | 23 300                     | 24 800                     | 35 600                     | 32 400                     | 54 700                     | 35 100                     | 26 000                     | 28 600                 | 38700                    |
| WITH COMMERCIAL OR NONRESIDENTIAL ACTIVITIES . . . . .            | 65 800  | 4 400                    | 12 600                     | 8 800                      | 6 300                      | 7 000                      | 5 900                      | 9 900                      | 5 700                      | 2 500                      | 2 600                  | 30600                    |
| BOTHERSOME TO RESPONDENT . . . . .                                | 16 700  | 600                      | 2 700                      | 3 200                      | 1 700                      | 2 200                      | 900                        | 2 500                      | 1 400                      | 900                        | 500                    | 30100                    |
| WOULD LIKE TO MOVE . . . . .                                      | 6 000   | 300                      | 500                        | 300                        | 900                        | 1 100                      | 500                        | 1 200                      | 500                        | 200                        | -                      | 31900                    |
| WOULD NOT LIKE TO MOVE . . . . .                                  | 10 700  | 300                      | 2 200                      | 2 400                      | 800                        | 1 100                      | 500                        | 1 200                      | 900                        | 800                        | 500                    | 27700                    |
| NOT REPORTED . . . . .  | -       | -                        | -                          | -                          | -                          | -                          | -                          | -                          | -                          | -                          | -                      | ...                      |
| NOT BOTHERSOME TO RESPONDENT . . . . .                            | 48 900  | 3 800                    | 9 900                      | 5 400                      | 4 600                      | 4 800                      | 5 000                      | 7 500                      | 4 300                      | 1 600                      | 2 200                  | 30900                    |
| NOT REPORTED . . . . .  | 200     | -                        | 200                        | -                          | -                          | -                          | -                          | -                          | -                          | -                          | -                      | ...                      |
| NOT REPORTED . . . . .  | 1 100   | -                        | -                          | 100                        | 300                        | 100                        | -                          | -                          | 200                        | 300                        | -                      | ...                      |
| NO ODORS, SMOKE, OR GAS . . . . .                                 | 322 900 | 14 900                   | 35 600                     | 25 800                     | 25 500                     | 38 300                     | 32 900                     | 58 100                     | 37 200                     | 26 000                     | 28 600                 | 38200                    |
| WITH ODORS, SMOKE, OR GAS . . . . .                               | 49 400  | 3 200                    | 8 900                      | 6 400                      | 5 800                      | 4 300                      | 5 500                      | 6 600                      | 3 600                      | 2 700                      | 2 600                  | 30600                    |
| BOTHERSOME TO RESPONDENT . . . . .                                | 33 400  | 2 600                    | 6 200                      | 5 100                      | 3 700                      | 2 900                      | 3 700                      | 3 700                      | 2 300                      | 1 600                      | 1 600                  | 29900                    |
| WOULD LIKE TO MOVE . . . . .                                      | 8 300   | 800                      | 1 700                      | 1 400                      | 1 200                      | 800                        | 800                        | 900                        | 500                        | -                          | 100                    | 25700                    |
| WOULD NOT LIKE TO MOVE . . . . .                                  | 25 100  | 1 800                    | 4 400                      | 3 700                      | 2 500                      | 2 100                      | 2 900                      | 2 800                      | 1 900                      | 1 600                      | 1 400                  | 30500                    |
| NOT REPORTED . . . . .  | -       | -                        | -                          | -                          | -                          | -                          | -                          | -                          | -                          | -                          | -                      | ...                      |
| NOT BOTHERSOME TO RESPONDENT . . . . .                            | 15 800  | 600                      | 2 700                      | 1 300                      | 2 000                      | 1 400                      | 1 700                      | 2 700                      | 1 200                      | 1 100                      | 1 100                  | 34600                    |
| NOT REPORTED . . . . .  | 200     | -                        | -                          | -                          | -                          | -                          | -                          | 200                        | -                          | -                          | -                      | ...                      |
| NOT REPORTED . . . . .  | 600     | -                        | -                          | -                          | 200                        | 100                        | -                          | -                          | 200                        | 200                        | -                      | ...                      |
| ADEQUATE STREET LIGHTS . . . . .                                  | 285 200 | 16 700                   | 40 600                     | 27 500                     | 24 700                     | 32 700                     | 31 000                     | 47 200                     | 26 800                     | 17 400                     | 20 500                 | 35100                    |
| INADEQUATE STREET LIGHTS . . . . .                                | 86 300  | 1 400                    | 3 700                      | 4 700                      | 6 500                      | 9 900                      | 7 300                      | 17 300                     | 13 500                     | 11 200                     | 10 800                 | 45600                    |
| BOTHERSOME TO RESPONDENT . . . . .                                | 36 200  | 500                      | 2 200                      | 2 500                      | 3 300                      | 5 500                      | 2 900                      | 7 600                      | 4 500                      | 3 900                      | 3 300                  | 41500                    |
| WOULD LIKE TO MOVE . . . . .                                      | 1 900   | 100                      | 600                        | -                          | 200                        | -                          | -                          | 500                        | 200                        | 300                        | -                      | ...                      |
| WOULD NOT LIKE TO MOVE . . . . .                                  | 34 300  | 300                      | 1 600                      | 2 500                      | 3 100                      | 5 500                      | 2 900                      | 7 100                      | 4 400                      | 3 600                      | 3 300                  | 41700                    |
| NOT REPORTED . . . . .  | -       | -                        | -                          | -                          | -                          | -                          | -                          | -                          | -                          | -                          | -                      | ...                      |
| NOT BOTHERSOME TO RESPONDENT . . . . .                            | 50 200  | 900                      | 1 500                      | 2 200                      | 3 200                      | 4 400                      | 4 400                      | 9 700                      | 9 000                      | 7 400                      | 7 500                  | 48800                    |
| NOT REPORTED . . . . .  | -       | -                        | -                          | -                          | -                          | -                          | -                          | -                          | -                          | -                          | -                      | ...                      |
| NOT REPORTED . . . . .  | 1 400   | -                        | 200                        | -                          | 200                        | 100                        | -                          | 200                        | 600                        | 200                        | -                      | ...                      |
| NO NEIGHBORHOOD CRIME . . . . .                                   | 277 500 | 12 800                   | 33 000                     | 24 000                     | 22 500                     | 32 800                     | 29 800                     | 47 200                     | 30 500                     | 22 100                     | 22 900                 | 37300                    |
| WITH NEIGHBORHOOD CRIME . . . . .                                 | 94 200  | 5 300                    | 11 500                     | 8 200                      | 8 600                      | 9 800                      | 8 400                      | 17 400                     | 10 200                     | 6 400                      | 6 400                  | 37200                    |
| BOTHERSOME TO RESPONDENT . . . . .                                | 67 300  | 3 200                    | 8 000                      | 5 700                      | 6 300                      | 6 300                      | 6 300                      | 12 800                     | 8 000                      | 5 000                      | 5 700                  | 34300                    |
| WOULD LIKE TO MOVE . . . . .                                      | 11 300  | 1 100                    | 2 700                      | 900                        | 1 400                      | 1 100                      | 1 100                      | 1 500                      | 500                        | 600                        | 300                    | 28200                    |
| WOULD NOT LIKE TO MOVE . . . . .                                  | 56 100  | 2 100                    | 5 300                      | 4 700                      | 4 900                      | 5 200                      | 5 300                      | 11 200                     | 7 500                      | 4 400                      | 5 400                  | 40500                    |
| NOT REPORTED . . . . .  | -       | -                        | -                          | -                          | -                          | -                          | -                          | -                          | -                          | -                          | -                      | ...                      |
| NOT BOTHERSOME TO RESPONDENT . . . . .                            | 26 700  | 2 100                    | 3 500                      | 2 500                      | 2 200                      | 3 500                      | 2 000                      | 4 700                      | 2 200                      | 1 400                      | 2 600                  | 34400                    |
| NOT REPORTED . . . . .  | 200     | -                        | -                          | -                          | -                          | 200                        | -                          | -                          | -                          | -                          | -                      | ...                      |
| NOT REPORTED . . . . .  | 1 200   | -                        | -                          | -                          | 300                        | 100                        | 200                        | -                          | 300                        | 300                        | -                      | ...                      |
| NO TRASH, LITTER, OR JUNK . . . . .                               | 291 600 | 10 600                   | 30 800                     | 25 700                     | 22 900                     | 33 800                     | 31 200                     | 52 600                     | 33 500                     | 23 500                     | 26 900                 | 38500                    |
| WITH TRASH, LITTER, OR JUNK . . . . .                             | 40 200  | 7 200                    | 13 700                     | 6 500                      | 8 300                      | 8 800                      | 7 100                      | 11 800                     | 7 300                      | 5 100                      | 4 300                  | 32500                    |
| BOTHERSOME TO RESPONDENT . . . . .                                | 62 200  | 4 900                    | 9 700                      | 5 700                      | 6 500                      | 7 200                      | 5 300                      | 9 900                      | 4 700                      | 4 500                      | 3 800                  | 33000                    |
| WOULD LIKE TO MOVE . . . . .                                      | 12 000  | 1 400                    | 3 000                      | 1 600                      | 1 600                      | 600                        | 900                        | 1 600                      | 600                        | 500                        | 100                    | 24900                    |
| WOULD NOT LIKE TO MOVE . . . . .                                  | 50 000  | 3 500                    | 6 700                      | 4 100                      | 4 900                      | 6 500                      | 4 300                      | 8 400                      | 4 000                      | 3 500                      | 3 500                  | 34500                    |
| NOT REPORTED . . . . .  | 100     | -                        | -                          | -                          | -                          | -                          | -                          | -                          | -                          | -                          | 100                    | ...                      |
| NOT BOTHERSOME TO RESPONDENT . . . . .                            | 17 500  | 2 200                    | 4 000                      | 800                        | 1 600                      | 1 600                      | 1 900                      | 1 900                      | 2 600                      | 500                        | 500                    | 30600                    |
| NOT REPORTED . . . . .  | 500     | -                        | -                          | -                          | 300                        | -                          | -                          | -                          | -                          | 200                        | -                      | ...                      |
| NOT REPORTED . . . . .  | 1 100   | 300                      | -                          | -                          | 200                        | 100                        | -                          | 200                        | 200                        | 200                        | -                      | ...                      |
| NO BOARDED UP OR ABANDONED STRUCTURES . . . . .                   | 350 800 | 13 500                   | 39 800                     | 30 200                     | 29 700                     | 40 600                     | 37 400                     | 62 500                     | 39 400                     | 27 400                     | 30 300                 | 37900                    |
| WITH BOARDED UP OR ABANDONED STRUCTURES . . . . .                 | 21 200  | 4 600                    | 4 700                      | 1 800                      | 1 600                      | 2 000                      | 900                        | 2 100                      | 1 400                      | 1 100                      | 900                    | 23600                    |
| BOTHERSOME TO RESPONDENT . . . . .                                | 9 800   | 2 800                    | 2 400                      | 1 300                      | 300                        | 600                        | 600                        | 200                        | 600                        | 600                        | 300                    | 18700                    |
| WOULD LIKE TO MOVE . . . . .                                      | 2 900   | 900                      | 800                        | 300                        | 200                        | -                          | 300                        | 200                        | 200                        | -                          | -                      | ...                      |
| WOULD NOT LIKE TO MOVE . . . . .                                  | 6 900   | 1 900                    | 1 600                      | 1 000                      | 200                        | 600                        | 300                        | -                          | 500                        | 600                        | 300                    | 20000                    |
| NOT REPORTED . . . . .  | -       | -                        | -                          | -                          | -                          | -                          | -                          | -                          | -                          | -                          | -                      | ...                      |
| NOT BOTHERSOME TO RESPONDENT . . . . .                            | 11 300  | 1 800                    | 2 400                      | 500                        | 1 300                      | 1 400                      | 300                        | 1 800                      | 800                        | 500                        | 600                    | 29100                    |
| NOT REPORTED . . . . .  | 200     | -                        | -                          | -                          | -                          | -                          | -                          | 200                        | -                          | -                          | -                      | ...                      |
| NOT REPORTED . . . . .  | 900     | -                        | -                          | 100                        | 200                        | 100                        | -                          | -                          | 200                        | 300                        | -                      | ...                      |
| NEIGHBORHOOD SERVICES   |         |                          |                            |                            |                            |                            |                            |                            |                            |                            |                        |                          |
| ADEQUATE NEIGHBORHOOD SERVICES . . . . .                          | 200 000 | 12 900                   | 29 400                     | 19 700                     | 19 300                     | 27 800                     | 21 200                     | 29 600                     | 16 300                     | 12 900                     | 10 800                 | 33400                    |
| INADEQUATE NEIGHBORHOOD SERVICES <sup>3</sup> . . . . .           | 172 200 | 5 200                    | 15 100                     | 12 500                     | 11 900                     | 14 800                     | 17 100                     | 35 000                     | 24 500                     | 15 800                     | 20 400                 | 42700                    |
| PUBLIC TRANSPORTATION . . . . .                                   | 114 400 | 1 100                    | 4 000                      | 5 500                      | 7 300                      | 8 100                      | 11 800                     | 27 700                     | 19 500                     | 12 500                     | 16 900                 | 47000                    |
| SCHOOLS . . . . .   | 21 200  | 300                      | 1 700                      | 2 100                      | 1 100                      | 1 500                      | 1 300                      | 5 200                      | 3 000                      | 1 900                      | 3 100                  | 44900                    |
| SHOPPING . . . . .  | 38 500  | 1 900                    | 5 700                      | 2 500                      | 3 600                      | 3 700                      | 4 300                      | 5 000                      | 5 300                      | 2 400                      | 4 100                  | 37100                    |
| POLICE PROTECTION . . . . .                                       | 30 900  | 1 600                    | 4 000                      | 3 600                      | 2 700                      | 1 500                      | 2 800                      | 5 600                      | 4 500                      | 1 600                      | 3 000                  | 38700                    |
| FIRE PROTECTION . . . . .   | 5 000   | -                        | 500                        | 200                        | 300                        | 600                        | 800                        | 600                        | 900                        | 200                        | 900                    | 42600                    |
| HOSPITALS OR HEALTH CLINICS . . . . .                             | 35 800  | 1 700                    | 4 900                      | 3 800                      | 2 500                      | 4 200                      | 2 200                      | 5 400                      | 5 000                      | 2 500                      | 3 600                  | 36700                    |
| DON'T KNOW . . . . .  | -       | -                        | -                          | -                          | -                          | -                          | -                          | -                          | -                          | -                          | -                      | ...                      |
| NOT REPORTED . . . . .  | 600     | -                        | -                          | -                          | 200                        | 100                        | -                          | -                          | 200                        | 200                        | -                      | ...                      |
| NEIGHBORHOOD SERVICES AND WISH TO MOVE <sup>4</sup>               |         |                          |                            |                            |                            |                            |                            |                            |                            |                            |                        |                          |
| WITH INADEQUATE SERVICE . . . . .                                 | 172 200 | 5 200                    | 15 100                     | 12 500                     | 11 900                     | 14 800                     | 17 100                     | 35 000                     | 24 500                     | 15 800                     | 20 400                 | 42700                    |
| HOUSEHOLD WOULD LIKE TO MOVE <sup>3</sup> . . . . .               | 14 900  | 800                      | 2 100                      | 1 400                      | 1 400                      | 1 100                      | 1 700                      | 3 400                      | 1 700                      | 500                        | 800                    | 37000                    |
| BECAUSE OF PUBLIC TRANSPORTATION . . . . .                        | 5 000   | 300                      | 200                        | 500                        | 500                        | 300                        | 500                        | 2 000                      | 300                        | 200                        | 300                    | 41600                    |
| BECAUSE OF SCHOOLS . . . . .                                      | 5 200   | 200                      | 600                        | 800                        | 500                        | 500                        | 500                        | 1 200                      | 300                        | 300                        | 300                    | 35700                    |
| BECAUSE OF SHOPPING . . . . .                                     | 3 600   | 100                      | 600                        | 300                        | 600                        | 200                        | 500                        | 600                        | 300                        | -                          | 300                    | ...                      |
| BECAUSE OF POLICE PROTECTION . . . . .                            | 5 000   | 500                      | 1 100                      | 500                        | 300                        | 200                        | 500                        | 1 100                      | 600                        | 300                        | -                      | 34400                    |
| BECAUSE OF FIRE PROTECTION . . . . .                              | 100     | -                        | -                          | -                          | -                          | 100                        | -                          | -                          | -                          | -                          | -                      | ...                      |
| BECAUSE OF HOSPITALS OR HEALTH CLINICS . . . . .                  | 2 200   | -                        | 600                        | 300                        | 300                        | -                          | -                          | 500                        | 300                        | -                          | 200                    | ...                      |
| HOUSEHOLD WOULD NOT LIKE TO MOVE . . . . .                        | 151 800 | 4 300                    | 13 000                     | 10 700                     | 10 000                     | 12 900                     | 14 600                     | 30 500                     | 22 000                     | 14 500                     | 19 300                 | 43400                    |
| NOT REPORTED . . . . .  | 5 500   | 200                      | -                          | 300                        | 500                        | 800                        | 800                        | 1 100                      | 800                        | 900                        | 300                    | 42000                    |
| WITH ADEQUATE SERVICE . . . . .                                   | 200 000 | 12 900                   | 29 400                     | 19 700                     | 19 300                     | 27 800                     | 21 200                     | 29 600                     | 16 300                     | 12 900                     | 10 800                 | 33400                    |
| NOT REPORTED . . . . .  | 600     | -                        | -                          | -                          | 200                        | 100                        | -                          | -                          | 20                         |                            |                        |                          |

TABLE A-8. VALUE OF OWNER OCCUPIED HOUSING UNITS BY SELECTED NEIGHBORHOOD CHARACTERISTICS: 1976--CONTINUED

(DATA BASED ON SAMPLE, SEE TEXT. FOR MINIMUM BASE FOR DERIVED FIGURES (PERCENT, MEDIAN, ETC.) AND MEANING OF SYMBOLS, SEE TEXT)

| STANDARD METROPOLITAN STATISTICAL AREA<br>BALTIMORE, MD.<br>TOTAL | TOTAL   | LESS<br>THAN<br>\$10,000 | \$10,000<br>TO<br>\$19,999 | \$20,000<br>TO<br>\$24,999 | \$25,000<br>TO<br>\$29,999 | \$30,000<br>TO<br>\$34,999 | \$35,000<br>TO<br>\$39,999 | \$40,000<br>TO<br>\$49,999 | \$50,000<br>TO<br>\$59,999 | \$60,000<br>TO<br>\$74,999 | \$75,000<br>OR<br>MORE | MEDIAN<br>(DOL-<br>LARS) |
|---|---------|--------------------------|----------------------------|----------------------------|----------------------------|----------------------------|----------------------------|----------------------------|----------------------------|----------------------------|------------------------|--------------------------|
| SPECIFIED OWNER OCCUPIED <sup>1</sup> --CONTINUED                 |         |                          |                            |                            |                            |                            |                            |                            |                            |                            |                        |                          |
| OVERALL OPINION OF NEIGHBORHOOD                                   |         |                          |                            |                            |                            |                            |                            |                            |                            |                            |                        |                          |
| EXCELLENT . . . . .   | 154 000 | 2 100                    | 9 700                      | 7 000                      | 9 200                      | 14 800                     | 17 500                     | 31 200                     | 21 200                     | 17 800                     | 23 500                 | 45300                    |
| GOOD . . . . .  | 163 100 | 7 500                    | 20 600                     | 18 500                     | 15 200                     | 23 400                     | 17 400                     | 27 800                     | 17 000                     | 9 100                      | 6 500                  | 34200                    |
| FAIR . . . . .  | 48 500  | 7 200                    | 11 600                     | 6 300                      | 6 300                      | 4 200                      | 3 100                      | 4 900                      | 2 000                      | 1 400                      | 1 100                  | 24300                    |
| POOR . . . . .  | 5 800   | 1 300                    | 2 500                      | 300                        | 500                        | -                          | 300                        | 600                        | 200                        | 200                        | -                      | 16600                    |
| NOT REPORTED . . . . .  | 1 400   | -                        | 200                        | -                          | 200                        | 300                        | -                          | 200                        | 200                        | 300                        | 200                    | ...                      |
| HOUSEHOLD WOULD LIKE TO MOVE                                      |         |                          |                            |                            |                            |                            |                            |                            |                            |                            |                        |                          |
| EXCELLENT . . . . .   | 42 300  | 3 900                    | 7 500                      | 4 300                      | 4 400                      | 4 500                      | 3 900                      | 7 300                      | 3 200                      | 1 700                      | 1 500                  | 31200                    |
| GOOD . . . . .  | 5 900   | 300                      | 500                        | 300                        | -                          | 500                        | 600                        | 2 300                      | 500                        | 300                        | 600                    | 43200                    |
| FAIR . . . . .  | 16 500  | 800                      | 1 600                      | 2 000                      | 1 700                      | 2 700                      | 1 600                      | 3 000                      | 1 500                      | 1 200                      | 500                    | 34000                    |
| POOR . . . . .  | 16 400  | 2 100                    | 4 000                      | 1 700                      | 2 400                      | 1 400                      | 1 600                      | 1 600                      | 1 100                      | 200                        | 500                    | 25800                    |
| NOT REPORTED . . . . .  | 3 500   | 800                      | 1 400                      | 200                        | 300                        | -                          | 200                        | 500                        | 200                        | -                          | -                      | ...                      |
| HOUSEHOLD WOULD NOT LIKE TO MOVE                                  |         |                          |                            |                            |                            |                            |                            |                            |                            |                            |                        |                          |
| EXCELLENT . . . . .   | 329 500 | 14 100                   | 37 000                     | 27 900                     | 26 700                     | 38 100                     | 34 400                     | 57 400                     | 37 400                     | 26 900                     | 29 600                 | 38000                    |
| GOOD . . . . .  | 147 800 | 1 800                    | 9 200                      | 6 700                      | 9 100                      | 14 300                     | 16 800                     | 28 900                     | 20 800                     | 17 500                     | 22 700                 | 45500                    |
| FAIR . . . . .  | 146 400 | 6 700                    | 19 000                     | 13 500                     | 13 500                     | 20 800                     | 15 900                     | 24 800                     | 15 300                     | 7 900                      | 6 100                  | 34200                    |
| POOR . . . . .  | 32 100  | 5 100                    | 7 600                      | 4 600                      | 3 900                      | 2 800                      | 1 500                      | 3 300                      | 1 400                      | 1 300                      | 600                    | 23700                    |
| NOT REPORTED . . . . .  | 2 400   | 500                      | 1 100                      | 200                        | 200                        | -                          | 200                        | 200                        | -                          | 200                        | -                      | ...                      |
| NOT REPORTED . . . . .  | 800     | -                        | 200                        | -                          | -                          | 200                        | -                          | 200                        | -                          | 200                        | 200                    | ...                      |
| NOT REPORTED . . . . .  | 1 100   | -                        | -                          | -                          | 300                        | 100                        | -                          | -                          | 300                        | 200                        | 200                    | ...                      |

<sup>1</sup>LIMITED TO 1-FAMILY HOMES ON LESS THAN 10 ACRES AND NO BUSINESS ON PROPERTY.

TABLE A-9. GROSS RENT OF RENTER OCCUPIED HOUSING UNITS BY OCCUPANCY AND UTILIZATION CHARACTERISTICS AND SERVICES AVAILABLE: 1976

(DATA BASED ON SAMPLE, SEE TEXT. FOR MINIMUM BASE FOR DERIVED FIGURES (PERCENT, MEDIAN, ETC.) AND MEANING OF SYMBOLS, SEE TEXT)

| STANDARD METROPOLITAN STATISTICAL AREA<br>BALTIMORE, MD.<br>TOTAL | TOTAL   | LESS<br>THAN<br>\$70 | \$70<br>TO<br>\$99 | \$100<br>TO<br>\$124 | \$125<br>TO<br>\$149 | \$150<br>TO<br>\$174 | \$175<br>TO<br>\$199 | \$200<br>TO<br>\$249 | \$250<br>TO<br>\$349 | \$350<br>OR<br>MORE | NO<br>CASH<br>RENT | MEDIAN<br>(DOL-<br>LARS) |
|---|---------|----------------------|--------------------|----------------------|----------------------|----------------------|----------------------|----------------------|----------------------|---------------------|--------------------|--------------------------|
| SPECIFIED RENTER OCCUPIED <sup>1</sup> . . . . .                  |         |                      |                    |                      |                      |                      |                      |                      |                      |                     |                    |                          |
| DURATION OF OCCUPANCY   |         |                      |                    |                      |                      |                      |                      |                      |                      |                     |                    |                          |
| HOUSEHOLD HEAD LIVED HERE:  |         |                      |                    |                      |                      |                      |                      |                      |                      |                     |                    |                          |
| LESS THAN 3 MONTHS . . . . .                                      | 23 100  | 200                  | 1 300              | 1 800                | 1 700                | 3 300                | 3 000                | 6 000                | 4 400                | 1 400               | 200                | 262                      |
| 3 MONTHS OR LONGER . . . . .                                      | 252 900 | 12 300               | 12 600             | 26 800               | 29 100               | 35 300               | 36 300               | 59 400               | 29 000               | 5 200               | 5 800              | 160                      |
| LIVED HERE LAST WINTER . . . . .                                  | 229 500 | 11 900               | 11 900             | 25 300               | 27 300               | 30 800               | 32 500               | 53 100               | 26 000               | 4 600               | 6 200              | 178                      |
| CONDITION OF KITCHEN FACILITIES                                   |         |                      |                    |                      |                      |                      |                      |                      |                      |                     |                    |                          |
| WITH COMPLETE KITCHEN FACILITIES . . . . .                        | 271 700 | 11 700               | 12 000             | 28 300               | 30 500               | 38 300               | 39 100               | 65 400               | 33 400               | 6 600               | 6 500              | 182                      |
| ALL USABLE . . . . .  | 267 500 | 11 400               | 11 400             | 28 100               | 29 900               | 37 000               | 38 500               | 65 100               | 33 100               | 6 600               | 6 500              | 183                      |
| 1 OR MORE NOT USABLE . . . . .                                    | 3 900   | 200                  | 600                | 200                  | 600                  | 1 300                | 500                  | 300                  | 300                  | -                   | -                  | 157                      |
| NOT REPORTED . . . . .  | 300     | 200                  | -                  | -                    | -                    | -                    | 100                  | -                    | -                    | -                   | -                  | ...                      |
| LACKING COMPLETE KITCHEN FACILITIES . . . . .                     | 4 300   | 800                  | 1 900              | 300                  | 300                  | 300                  | 100                  | -                    | -                    | -                   | 500                | 67                       |
| BEDROOMS  |         |                      |                    |                      |                      |                      |                      |                      |                      |                     |                    |                          |
| NONE AND 1 . . . . .  | 91 100  | 5 700                | 7 700              | 13 900               | 15 000               | 12 400               | 12 100               | 18 300               | 4 100                | 700                 | 1 300              | 155                      |
| 2 OR MORE . . . . .   | 184 900 | 6 800                | 6 200              | 14 700               | 15 900               | 26 200               | 27 200               | 47 000               | 29 300               | 5 900               | 5 700              | 153                      |
| NONE LACKING PRIVACY . . . . .                                    | 156 700 | 5 700                | 4 300              | 8 700                | 10 500               | 21 200               | 24 200               | 44 200               | 27 700               | 5 600               | 4 600              | 202                      |
| 1 OR MORE LACKING PRIVACY . . . . .                               | 28 100  | 1 100                | 1 900              | 6 000                | 5 400                | 4 900                | 3 000                | 2 900                | 1 600                | 300                 | 1 100              | 145                      |
| PRIVACY NOT REPORTED . . . . .                                    | 200     | -                    | -                  | -                    | -                    | 200                  | -                    | -                    | -                    | -                   | -                  | ...                      |
| 3-OR-MORE-PERSON HOUSEHOLDS . . . . .                             | 108 200 | 4 300                | 2 700              | 7 200                | 10 500               | 15 200               | 17 900               | 26 500               | 17 500               | 3 500               | 2 800              | 142                      |
| NO BEDROOMS USED BY 3 PERSONS OR MORE . . . . .                   | 91 100  | 3 600                | 2 400              | 5 200                | 7 400                | 13 000               | 15 100               | 22 900               | 15 500               | 3 300               | 2 800              | 145                      |
| BEDROOMS USED BY 3 PERSONS OR MORE . . . . .                      | 15 100  | 600                  | 300                | 1 900                | 3 000                | 2 000                | 2 500                | 3 100                | 1 300                | 200                 | 200                | 170                      |
| 1 . . . . .   | 13 200  | 600                  | 200                | 1 800                | 2 600                | 1 900                | 2 400                | 2 700                | 800                  | 200                 | 200                | 167                      |
| 2 OR MORE . . . . .   | 1 900   | -                    | 200                | 200                  | 300                  | 200                  | 200                  | 500                  | 500                  | -                   | -                  | ...                      |
| BEDROOMS USED BY PERSONS 13 YEARS OF AGE OR OLDER . . . . .       | 9 900   | 500                  | 300                | 900                  | 1 700                | 1 500                | 1 700                | 2 400                | 700                  | -                   | 200                | 172                      |
| NO BEDROOMS USED BY PERSONS 13 YEARS OF AGE OR OLDER . . . . .    | 3 500   | 200                  | -                  | 700                  | 300                  | 200                  | 800                  | 800                  | 500                  | 200                 | -                  | ...                      |
| NOT REPORTED . . . . .  | 1 700   | -                    | -                  | 300                  | 900                  | 300                  | -                    | -                    | 200                  | -                   | -                  | ...                      |
| NO BEDROOMS . . . . .   | 2 000   | -                    | -                  | 200                  | 100                  | 200                  | 300                  | 500                  | 800                  | -                   | -                  | ...                      |
| NOT REPORTED . . . . .  | 2 000   | -                    | -                  | 200                  | 100                  | 200                  | 300                  | 500                  | 800                  | -                   | -                  | ...                      |
| 1- AND 2-PERSON HOUSEHOLDS . . . . .                              | 167 800 | 8 200                | 11 200             | 21 300               | 20 300               | 23 400               | 21 400               | 38 900               | 15 800               | 3 100               | 4 200              | 171                      |
| GARBAGE COLLECTION SERVICE  |         |                      |                    |                      |                      |                      |                      |                      |                      |                     |                    |                          |
| WITH SERVICE . . . . .  | 264 600 | 11 500               | 13 400             | 27 300               | 30 400               | 37 500               | 37 700               | 62 800               | 31 400               | 6 100               | 5 500              | 151                      |
| LESS THAN ONCE A WEEK . . . . .                                   | 2 400   | 500                  | 200                | 200                  | 300                  | 200                  | 300                  | 300                  | 200                  | 200                 | 100                | ...                      |
| ONCE A WEEK . . . . .   | 10 100  | -                    | 600                | 600                  | 800                  | 1 400                | 1 400                | 3 300                | 1 200                | -                   | 300                | 194                      |
| TWICE A WEEK OR MORE . . . . .                                    | 224 900 | 9 600                | 11 800             | 25 500               | 26 800               | 31 500               | 32 100               | 48 700               | 27 700               | 5 600               | 5 600              | 178                      |
| DON'T KNOW . . . . .  | 26 700  | 1 400                | 800                | 1 100                | 2 500                | 4 200                | 3 200                | 10 400               | 2 200                | 300                 | 500                | 178                      |
| NOT REPORTED . . . . .  | 500     | -                    | -                  | -                    | -                    | 100                  | 200                  | 200                  | -                    | -                   | -                  | ...                      |
| NO SERVICE . . . . .  | 11 100  | 1 000                | 500                | 1 300                | 500                  | 1 100                | 1 600                | 2 500                | 1 700                | 500                 | 500                | 150                      |
| METHOD OF DISPOSAL:   |         |                      |                    |                      |                      |                      |                      |                      |                      |                     |                    |                          |
| INCINERATOR, TRASH CHUTE, OR COMPACTOR . . . . .                  | 6 400   | 1 000                | 200                | 1 300                | 100                  | 500                  | 800                  | 1 100                | 800                  | 500                 | 200                | 177                      |
| GARBAGE DISPOSAL . . . . .  | 1 600   | -                    | -                  | -                    | 200                  | 200                  | 500                  | 600                  | 200                  | -                   | -                  | ...                      |
| OTHER MEANS . . . . .   | 2 900   | -                    | 300                | -                    | 200                  | 500                  | 300                  | 800                  | 700                  | -                   | 200                | ...                      |
| NOT REPORTED . . . . .  | 200     | -                    | -                  | -                    | -                    | -                    | -                    | -                    | -                    | -                   | 200                | ...                      |
| DON'T KNOW . . . . .  | 100     | -                    | -                  | -                    | -                    | -                    | -                    | -                    | 100                  | -                   | -                  | ...                      |
| NOT REPORTED . . . . .  | 200     | -                    | -                  | -                    | -                    | -                    | -                    | -                    | 200                  | -                   | -                  | ...                      |
| EXTERMINATOR SERVICE  |         |                      |                    |                      |                      |                      |                      |                      |                      |                     |                    |                          |
| OCCUPIED 3 MONTHS OR LONGER . . . . .                             | 252 900 | 12 300               | 12 600             | 26 800               | 29 100               | 35 300               | 36 300               | 59 400               | 29 000               | 5 200               | 5 800              | 140                      |
| NO SIGNS OF MICE OR RATS . . . . .                                | 209 400 | 9 900                | 9 800              | 20 500               | 21 900               | 28 400               | 30 400               | 52 600               | 25 200               | 4 400               | 5 200              | 154                      |
| WITH SIGNS OF MICE OR RATS . . . . .                              | 43 100  | 2 400                | 2 900              | 6 300                | 7 200                | 6 500                | 5 700                | 6 800                | 3 800                | 700                 | 600                | 154                      |
| REGULAR EXTERMINATION SERVICE . . . . .                           | 3 400   | 300                  | 200                | 500                  | 800                  | 500                  | 500                  | 500                  | 500                  | -                   | 200                | ...                      |
| IRREGULAR EXTERMINATION SERVICE . . . . .                         | 9 900   | 500                  | 200                | 1 800                | 1 700                | 1 400                | 1 800                | 1 600                | 1 000                | -                   | -                  | 153                      |
| NO EXTERMINATION SERVICE . . . . .                                | 29 200  | 1 600                | 2 500              | 4 100                | 4 500                | 4 300                | 3 500                | 4 700                | 2 700                | 700                 | 500                | 154                      |
| NOT REPORTED . . . . .  | 700     | -                    | -                  | -                    | 200                  | 300                  | -                    | -                    | 200                  | -                   | -                  | ...                      |
| NOT REPORTED . . . . .  | 500     | -                    | -                  | -                    | -                    | 300                  | 200                  | -                    | -                    | -                   | -                  | ...                      |
| OCCUPIED LESS THAN 3 MONTHS . . . . .                             | 23 100  | 200                  | 1 300              | 1 800                | 1 700                | 3 300                | 3 000                | 6 000                | 4 400                | 1 400               | 200                | 202                      |

<sup>1</sup>EXCLUDES 1-FAMILY HOMES ON 10 ACRES OR MORE.

TABLE A-10. GROSS RENT OF RENTER OCCUPIED HOUSING UNITS BY DEFICIENCIES IN SELECTED STRUCTURAL CHARACTERISTICS: 1976  
 (DATA BASED ON SAMPLE, SEE TEXT. FOR MINIMUM BASE FOR DERIVED FIGURES (PERCENT, MEDIAN, ETC.) AND MEANING OF SYMBOLS, SEE TEXT)

| STANDARD METROPOLITAN STATISTICAL AREA<br>BALTIMORE, MD.<br>TOTAL | TOTAL   | LESS<br>THAN<br>\$70 | \$70<br>TO<br>\$99 | \$100<br>TO<br>\$124 | \$125<br>TO<br>\$149 | \$150<br>TO<br>\$174 | \$175<br>TO<br>\$199 | \$200<br>TO<br>\$249 | \$250<br>TO<br>\$349 | \$350<br>OR<br>MORE | NO<br>CASH<br>RENT | MEDIAN<br>(DOL-<br>LARS) |
|---|---------|----------------------|--------------------|----------------------|----------------------|----------------------|----------------------|----------------------|----------------------|---------------------|--------------------|--------------------------|
| SPECIFIED RENTER OCCUPIED <sup>1</sup>                            | 276 000 | 12 500               | 13 900             | 28 600               | 30 800               | 38 600               | 39 300               | 65 400               | 33 400               | 6 600               | 6 900              | 181                      |
| 2 OR MORE UNITS IN STRUCTURE                                      | 172 700 | 5 700                | 10 800             | 20 600               | 22 800               | 21 800               | 25 800               | 42 200               | 17 800               | 2 900               | 2 400              | 178                      |
| COMMON STAIRWAYS  |         |                      |                    |                      |                      |                      |                      |                      |                      |                     |                    |                          |
| WITH COMMON STAIRWAYS:  | 148 100 | 4 100                | 9 200              | 16 000               | 17 700               | 18 300               | 22 700               | 39 800               | 15 900               | 2 400               | 2 100              | 183                      |
| NO LOOSE STEPS  | 132 000 | 3 000                | 7 600              | 13 900               | 15 900               | 17 000               | 19 500               | 37 000               | 14 200               | 1 900               | 2 100              | 184                      |
| RAILINGS NOT LOOSE  | 123 200 | 2 700                | 7 100              | 12 600               | 14 500               | 14 600               | 18 400               | 36 200               | 13 400               | 1 900               | 1 700              | 187                      |
| RAILINGS LOOSE  | 4 800   | -                    | -                  | 600                  | 800                  | 1 500                | 600                  | 600                  | 600                  | -                   | -                  | 166                      |
| NO RAILINGS   | 3 300   | 300                  | 300                | 600                  | 500                  | 900                  | 300                  | -                    | -                    | -                   | 300                | ...                      |
| RAILINGS NOT REPORTED   | 800     | -                    | 200                | -                    | 200                  | -                    | 200                  | 200                  | 200                  | -                   | -                  | ...                      |
| LOOSE STEPS   | 6 400   | 500                  | 800                | 1 300                | 300                  | 500                  | 1 400                | 600                  | 800                  | 200                 | -                  | 165                      |
| RAILINGS NOT LOOSE  | 4 400   | 300                  | 300                | 1 000                | 200                  | 200                  | 1 400                | 500                  | 500                  | 200                 | -                  | 180                      |
| RAILINGS LOOSE  | 1 500   | 200                  | 300                | -                    | 200                  | 300                  | -                    | 200                  | 300                  | -                   | -                  | ...                      |
| NO RAILINGS   | 500     | -                    | 200                | 300                  | -                    | -                    | -                    | -                    | -                    | -                   | -                  | ...                      |
| RAILINGS NOT REPORTED   | -       | -                    | -                  | -                    | -                    | -                    | -                    | -                    | -                    | -                   | -                  | ...                      |
| STEPS NOT REPORTED  | 9 700   | 600                  | 800                | 4 800                | 1 400                | 800                  | 1 700                | 2 200                | 1 000                | 300                 | -                  | 180                      |
| NO COMMON STAIRWAYS   | 24 600  | 1 600                | 1 600              | 4 600                | 5 100                | 3 500                | 3 200                | 2 400                | 1 900                | 500                 | 300                | 146                      |
| LIGHT FIXTURES IN PUBLIC HALLS                                    |         |                      |                    |                      |                      |                      |                      |                      |                      |                     |                    |                          |
| WITH PUBLIC HALLS:  | 135 000 | 4 100                | 8 400              | 14 900               | 14 900               | 16 100               | 19 600               | 38 300               | 14 900               | 2 400               | 1 400              | 185                      |
| WITH LIGHT FIXTURES:  | 133 600 | 4 100                | 8 200              | 14 700               | 14 400               | 15 800               | 19 600               | 37 900               | 14 900               | 2 400               | 1 400              | 186                      |
| ALL WORKING   | 121 900 | 3 500                | 7 600              | 13 300               | 12 800               | 14 200               | 17 400               | 35 000               | 14 300               | 2 400               | 1 400              | 187                      |
| SOME WORKING  | 9 200   | 500                  | 600                | 500                  | 1 400                | 1 000                | 1 900                | 2 800                | 500                  | -                   | -                  | 182                      |
| NONE WORKING  | 1 900   | 200                  | -                  | 500                  | 200                  | 600                  | 100                  | 200                  | 200                  | -                   | -                  | ...                      |
| NOT REPORTED  | 600     | -                    | -                  | 500                  | -                    | -                    | 200                  | -                    | -                    | -                   | -                  | ...                      |
| NO LIGHT FIXTURES   | 1 400   | -                    | 200                | 200                  | 500                  | 300                  | -                    | 300                  | -                    | -                   | -                  | ...                      |
| NO PUBLIC HALLS   | 28 500  | 900                  | 1 600              | 5 000                | 6 500                | 4 900                | 4 500                | 2 000                | 1 900                | 200                 | 900                | 148                      |
| NOT REPORTED  | 9 200   | 600                  | 800                | 700                  | 1 400                | 800                  | 1 700                | 1 900                | 1 000                | 300                 | -                  | 179                      |
| STORIES BETWEEN MAIN AND APARTMENT ENTRANCES                      |         |                      |                    |                      |                      |                      |                      |                      |                      |                     |                    |                          |
| NONE (ON SAME FLOOR)  | 37 900  | 1 100                | 2 100              | 7 400                | 7 100                | 5 800                | 5 800                | 4 900                | 2 100                | 800                 | 800                | 154                      |
| 1 (UP OR DOWN)  | 84 100  | 1 600                | 4 900              | 8 000                | 9 800                | 11 700               | 12 100               | 24 900               | 9 100                | 800                 | 1 300              | 186                      |
| 2 OR MORE (UP OR DOWN)  | 41 900  | 2 700                | 2 900              | 4 100                | 4 100                | 3 600                | 6 200                | 11 000               | 6 000                | 1 300               | -                  | 189                      |
| NOT REPORTED  | 8 800   | 300                  | 900                | 1 100                | 1 700                | 600                  | 1 700                | 1 400                | 600                  | -                   | 300                | 156                      |
| 1-UNIT STRUCTURES INCLUDING MOBILE HOMES OR TRAILERS              |         |                      |                    |                      |                      |                      |                      |                      |                      |                     |                    |                          |
| SPECIFIED RENTER OCCUPIED <sup>1</sup>                            | 276 000 | 12 500               | 13 900             | 28 600               | 30 800               | 38 600               | 39 300               | 65 400               | 33 400               | 6 600               | 6 900              | 181                      |
| ELECTRIC WIRING   |         |                      |                    |                      |                      |                      |                      |                      |                      |                     |                    |                          |
| ALL WIRING CONCEALED IN WALLS OR METAL COVERING                   | 269 000 | 12 300               | 13 600             | 27 300               | 30 200               | 36 500               | 38 600               | 64 700               | 33 100               | 6 100               | 6 500              | 182                      |
| SOME OR ALL WIRING EXPOSED  | 7 000   | 200                  | 300                | 1 300                | 600                  | 2 100                | 600                  | 700                  | 300                  | 500                 | 500                | 160                      |
| NOT REPORTED  | -       | -                    | -                  | -                    | -                    | -                    | -                    | -                    | -                    | -                   | -                  | -                        |
| ELECTRIC WALL OUTLETS   |         |                      |                    |                      |                      |                      |                      |                      |                      |                     |                    |                          |
| WITH WORKING OUTLETS IN EACH ROOM                                 | 261 900 | 12 200               | 12 700             | 26 600               | 28 000               | 36 400               | 37 400               | 63 300               | 32 900               | 6 400               | 6 100              | 183                      |
| LACKING WORKING OUTLETS IN SOME OR ALL ROOMS                      | 14 100  | 300                  | 1 300              | 2 000                | 2 800                | 2 200                | 1 900                | 2 100                | 500                  | 200                 | 800                | 152                      |
| NOT REPORTED  | -       | -                    | -                  | -                    | -                    | -                    | -                    | -                    | -                    | -                   | -                  | -                        |
| BASEMENT  |         |                      |                    |                      |                      |                      |                      |                      |                      |                     |                    |                          |
| WITH BASEMENT:  | 184 600 | 6 200                | 11 900             | 21 600               | 22 000               | 26 300               | 27 400               | 38 300               | 20 100               | 5 500               | 5 200              | 176                      |
| NO WATER LEAKAGE  | 113 800 | 3 300                | 5 200              | 11 300               | 11 400               | 15 400               | 18 100               | 27 000               | 15 100               | 3 600               | 3 400              | 166                      |
| WITH WATER LEAKAGE  | 23 800  | 200                  | 1 000              | 2 800                | 2 600                | 4 200                | 4 100                | 3 400                | 3 100                | 800                 | 1 700              | 177                      |
| DON'T KNOW  | 46 200  | 2 700                | 5 700              | 7 300                | 7 700                | 6 800                | 5 200                | 7 800                | 1 800                | 1 100               | 200                | 148                      |
| NOT REPORTED  | 800     | -                    | -                  | 200                  | 300                  | -                    | -                    | 200                  | 200                  | -                   | -                  | ...                      |
| NO BASEMENT   | 91 400  | 6 300                | 2 100              | 7 000                | 8 800                | 12 300               | 11 900               | 27 100               | 13 200               | 1 100               | 1 700              | 192                      |
| ROOF  |         |                      |                    |                      |                      |                      |                      |                      |                      |                     |                    |                          |
| NO WATER LEAKAGE  | 216 100 | 10 800               | 10 700             | 21 700               | 23 700               | 28 000               | 29 700               | 52 100               | 27 500               | 5 500               | 6 500              | 183                      |
| WITH WATER LEAKAGE  | 27 200  | 500                  | 1 700              | 3 500                | 4 000                | 6 000                | 4 200                | 4 300                | 2 200                | 300                 | 500                | 165                      |
| DON'T KNOW  | 32 500  | 1 200                | 1 400              | 3 400                | 3 200                | 4 400                | 5 400                | 9 000                | 3 700                | 800                 | -                  | 186                      |
| NOT REPORTED  | 100     | -                    | -                  | -                    | -                    | 100                  | -                    | -                    | -                    | -                   | -                  | ...                      |
| INTERIOR CEILINGS AND WALLS                                       |         |                      |                    |                      |                      |                      |                      |                      |                      |                     |                    |                          |
| OPEN CRACKS OR HOLES:   | 230 400 | 10 300               | 10 600             | 21 100               | 24 800               | 30 800               | 34 300               | 57 100               | 28 900               | 6 300               | 6 200              | 185                      |
| NO OPEN CRACKS OR HOLES   | 45 300  | 2 100                | 3 300              | 7 500                | 6 000                | 7 600                | 5 000                | 8 300                | 4 400                | 300                 | 800                | 161                      |
| WITH OPEN CRACKS OR HOLES   | 300     | 200                  | -                  | -                    | -                    | 200                  | -                    | -                    | -                    | -                   | -                  | ...                      |
| NOT REPORTED  | -       | -                    | -                  | -                    | -                    | -                    | -                    | -                    | -                    | -                   | -                  | -                        |
| BROKEN PLASTER:   | 250 900 | 12 200               | 12 100             | 24 100               | 26 400               | 33 900               | 36 900               | 61 100               | 31 500               | 6 400               | 6 300              | 184                      |
| NO BROKEN PLASTER   | 25 100  | 300                  | 1 900              | 4 400                | 4 400                | 4 700                | 2 400                | 4 300                | 1 900                | 200                 | 600                | 156                      |
| WITH BROKEN PLASTER   | -       | -                    | -                  | -                    | -                    | -                    | -                    | -                    | -                    | -                   | -                  | -                        |
| NOT REPORTED  | -       | -                    | -                  | -                    | -                    | -                    | -                    | -                    | -                    | -                   | -                  | -                        |
| PEELING PAINT:  | 254 100 | 11 200               | 12 700             | 24 600               | 27 000               | 35 600               | 35 900               | 62 400               | 31 900               | 6 300               | 6 500              | 183                      |
| NO PEELING PAINT  | 21 900  | 1 300                | 1 200              | 4 000                | 3 800                | 3 000                | 3 300                | 3 000                | 1 500                | 300                 | 500                | 153                      |
| WITH PEELING PAINT  | -       | -                    | -                  | -                    | -                    | -                    | -                    | -                    | -                    | -                   | -                  | -                        |
| NOT REPORTED  | -       | -                    | -                  | -                    | -                    | -                    | -                    | -                    | -                    | -                   | -                  | -                        |
| INTERIOR FLOORS   |         |                      |                    |                      |                      |                      |                      |                      |                      |                     |                    |                          |
| NO HOLES IN FLOOR   | 259 100 | 12 200               | 12 300             | 25 100               | 27 700               | 36 700               | 37 000               | 62 700               | 32 000               | 6 600               | 6 800              | 183                      |
| WITH HOLES IN FLOOR   | 15 900  | 200                  | 1 400              | 3 200                | 3 000                | 1 900                | 2 100                | 2 700                | 1 200                | -                   | 100                | 151                      |
| NOT REPORTED  | 1 100   | 200                  | 200                | 300                  | 200                  | -                    | 100                  | -                    | 200                  | -                   | -                  | ...                      |

<sup>1</sup>EXCLUDES 1-FAMILY HOMES ON 10 ACRES OR MORE.

TABLE A-10. GROSS RENT OF RENTER OCCUPIED HOUSING UNITS BY DEFICIENCIES IN SELECTED STRUCTURAL CHARACTERISTICS: 1976--CONTINUED

(DATA BASED ON SAMPLE, SEE TEXT. FOR MINIMUM BASE FOR DERIVED FIGURES (PERCENT, MEDIAN, ETC.) AND MEANING OF SYMBOLS, SEE TEXT)

| STANDARD METROPOLITAN STATISTICAL AREA<br>BALTIMORE, MD.<br>TOTAL | TOTAL   | LESS<br>THAN<br>\$70 | \$70<br>TO<br>\$99 | \$100<br>TO<br>\$124 | \$125<br>TO<br>\$149 | \$150<br>TO<br>\$174 | \$175<br>TO<br>\$199 | \$200<br>TO<br>\$249 | \$250<br>TO<br>\$349 | \$350<br>OR<br>MORE | NO<br>CASH<br>RENT | MEDIAN<br>(DOL-<br>LARS) |
|---|---------|----------------------|--------------------|----------------------|----------------------|----------------------|----------------------|----------------------|----------------------|---------------------|--------------------|--------------------------|
| SPECIFIED RENTER OCCUPIED:--CONTINUED                             |         |                      |                    |                      |                      |                      |                      |                      |                      |                     |                    |                          |
| SELECTED STRUCTURAL DEFICIENCIES AND WISH TO MOVE                 |         |                      |                    |                      |                      |                      |                      |                      |                      |                     |                    |                          |
| WITH STRUCTURAL DEFICIENCIES . . . . .                            | 87 500  | 2 900                | 4 900              | 12 600               | 12 100               | 14 900               | 12 100               | 15 100               | 9 100                | 1 100               | 2 800              | 166                      |
| HOUSEHOLD WOULD LIKE TO MOVE . . . . .                            | 22 900  | 600                  | 1 100              | 4 600                | 3 700                | 3 500                | 3 500                | 3 800                | 1 600                | 200                 | 200                | 159                      |
| BECAUSE OF 1 CONDITION . . . . .                                  | 4 800   | 200                  | 200                | 800                  | 1 500                | 300                  | 600                  | 600                  | 500                  | -                   | 200                | 144                      |
| BECAUSE OF 2 CONDITIONS . . . . .                                 | 6 800   | 300                  | 500                | 1 000                | 200                  | 1 100                | 1 300                | 1 400                | 800                  | 200                 | -                  | 151                      |
| BECAUSE OF 3 OR MORE CONDITIONS . . . . .                         | 11 400  | 200                  | 500                | 2 900                | 2 100                | 2 100                | 1 600                | 1 800                | 300                  | -                   | -                  | 151                      |
| HOUSEHOLD WOULD NOT LIKE TO MOVE . . . . .                        | 61 600  | 2 100                | 3 700              | 7 600                | 7 900                | 10 900               | 8 100                | 10 800               | 6 800                | 900                 | 2 600              | 168                      |
| NOT REPORTED . . . . .  | 3 000   | 200                  | -                  | 300                  | 500                  | 500                  | 500                  | 500                  | 600                  | -                   | -                  | ...                      |
| NO STRUCTURAL DEFICIENCIES . . . . .                              | 188 500 | 9 600                | 9 100              | 16 000               | 18 700               | 23 700               | 27 200               | 50 300               | 24 300               | 5 500               | 4 100              | 188                      |
| NOT REPORTED . . . . .  | -       | -                    | -                  | -                    | -                    | -                    | -                    | -                    | -                    | -                   | -                  | -                        |
| OVERALL OPINION OF STRUCTURE                                      |         |                      |                    |                      |                      |                      |                      |                      |                      |                     |                    |                          |
| EXCELLENT . . . . .   | 67 500  | 1 400                | 3 100              | 4 700                | 6 300                | 7 400                | 9 100                | 18 500               | 9 800                | 3 900               | 3 200              | 200                      |
| GOOD . . . . .  | 118 700 | 4 000                | 5 900              | 11 700               | 12 400               | 15 700               | 17 200               | 32 500               | 15 000               | 2 300               | 2 000              | 147                      |
| FAIR . . . . .  | 73 800  | 5 800                | 3 700              | 8 700                | 10 200               | 13 700               | 10 300               | 12 500               | 7 300                | 300                 | 1 200              | 164                      |
| POOR . . . . .  | 14 600  | 1 300                | 1 100              | 3 200                | 1 900                | 1 700                | 2 600                | 1 300                | 1 100                | -                   | 500                | 144                      |
| NOT REPORTED . . . . .  | 1 400   | -                    | 200                | 300                  | -                    | -                    | 200                  | 600                  | 200                  | -                   | -                  | ...                      |

\*EXCLUDES 1-FAMILY HOMES ON 10 ACRES OR MORE.

TABLE A-11. GROSS RENT OF RENTER OCCUPIED HOUSING UNITS BY FAILURES IN PLUMBING FACILITIES AND EQUIPMENT: 1976  
(DATA BASED ON SAMPLE, SEE TEXT. FOR MINIMUM BASE FOR DERIVED FIGURES (PERCENT, MEDIAN, ETC.) AND MEANING OF SYMBOLS, SEE TEXT)

| STANDARD METROPOLITAN STATISTICAL AREA<br>BALTIMORE, MD.<br>TOTAL         | TOTAL   | LESS<br>THAN<br>\$70 | \$70<br>TO<br>\$99 | \$100<br>TO<br>\$124 | \$125<br>TO<br>\$149 | \$150<br>TO<br>\$174 | \$175<br>TO<br>\$199 | \$200<br>TO<br>\$249 | \$250<br>TO<br>\$349 | \$350<br>OR<br>MORE | NO<br>CASH<br>RENT | MEDIAN<br>(DOL-<br>LARS) |
|---|---------|----------------------|--------------------|----------------------|----------------------|----------------------|----------------------|----------------------|----------------------|---------------------|--------------------|--------------------------|
| SPECIFIED RENTER OCCUPIED <sup>1</sup> . . . . .                          | 276 000 | 12 500               | 13 900             | 28 600               | 30 800               | 38 600               | 39 300               | 65 400               | 33 400               | 6 600               | 6 900              | 181                      |
| UNITS OCCUPIED 3 MONTHS OR LONGER. . . . .                                | 252 900 | 12 300               | 12 600             | 26 800               | 29 100               | 35 300               | 36 300               | 59 400               | 29 000               | 5 200               | 6 800              | 180                      |
| WATER SUPPLY  |         |                      |                    |                      |                      |                      |                      |                      |                      |                     |                    |                          |
| WITH PIPED WATER INSIDE STRUCTURE. . . . .                                | 252 100 | 12 300               | 12 500             | 26 700               | 29 100               | 35 100               | 36 300               | 59 400               | 29 000               | 5 200               | 6 500              | 180                      |
| NO BREAKDOWNS. . . . .  | 237 500 | 11 400               | 12 200             | 25 600               | 27 800               | 33 200               | 33 400               | 55 500               | 27 200               | 5 200               | 6 000              | 179                      |
| WITH BREAKDOWNS. . . . .  | 12 400  | 1 000                | 300                | 900                  | 1 100                | 1 600                | 2 500                | 3 300                | 1 200                | -                   | 500                | 185                      |
| UNUSABLE 6 CONSECUTIVE HOURS OR LONGER:                                   |         |                      |                    |                      |                      |                      |                      |                      |                      |                     |                    |                          |
| 1 TIME . . . . .  | 7 700   | 500                  | 300                | 300                  | 1 000                | 900                  | 1 400                | 2 500                | 500                  | -                   | 300                | 187                      |
| 2 TIMES . . . . .   | 2 600   | 200                  | -                  | 400                  | 200                  | 300                  | 600                  | 600                  | 300                  | -                   | -                  | ...                      |
| 3 TIMES OR MORE . . . . .   | 2 100   | 300                  | -                  | 200                  | -                    | 300                  | 500                  | 200                  | 500                  | -                   | 200                | ...                      |
| NOT REPORTED . . . . .  | -       | -                    | -                  | -                    | -                    | -                    | -                    | -                    | -                    | -                   | -                  | ...                      |
| DON'T KNOW . . . . .  | 1 100   | -                    | -                  | 200                  | 200                  | -                    | 200                  | 500                  | 200                  | -                   | -                  | ...                      |
| NOT REPORTED . . . . .  | 1 100   | -                    | -                  | -                    | -                    | 300                  | 200                  | 200                  | 400                  | -                   | -                  | ...                      |
| REASON FOR BREAKDOWN:   |         |                      |                    |                      |                      |                      |                      |                      |                      |                     |                    |                          |
| PROBLEMS INSIDE BUILDING . . . . .  | 5 900   | 500                  | 300                | 300                  | 600                  | 1 000                | 800                  | 1 700                | 600                  | -                   | -                  | 181                      |
| PROBLEMS OUTSIDE BUILDING . . . . .                                       | 6 200   | 500                  | -                  | 600                  | 300                  | 600                  | 1 700                | 1 400                | 600                  | -                   | 500                | 187                      |
| NOT REPORTED . . . . .  | 300     | -                    | -                  | -                    | 200                  | -                    | -                    | 200                  | -                    | -                   | -                  | ...                      |
| NO PIPED WATER INSIDE STRUCTURE. . . . .                                  | 800     | -                    | 200                | 100                  | -                    | 200                  | -                    | -                    | -                    | -                   | 300                | ...                      |
| SEWAGE DISPOSAL   |         |                      |                    |                      |                      |                      |                      |                      |                      |                     |                    |                          |
| WITH PUBLIC SEWER, SEPTIC TANK, OR CESSPOOL. . . . .                      | 251 800 | 12 300               | 12 300             | 26 700               | 29 100               | 35 000               | 36 300               | 59 400               | 29 000               | 5 200               | 6 500              | 180                      |
| NO BREAKDOWNS. . . . .  | 248 000 | 11 900               | 12 300             | 26 500               | 28 800               | 34 300               | 35 300               | 58 500               | 28 700               | 5 200               | 6 500              | 180                      |
| WITH BREAKDOWNS. . . . .  | 2 700   | 200                  | -                  | -                    | 300                  | 500                  | 1 000                | 600                  | 200                  | -                   | -                  | ...                      |
| UNUSABLE 6 CONSECUTIVE HOURS OR LONGER:                                   |         |                      |                    |                      |                      |                      |                      |                      |                      |                     |                    |                          |
| 1 TIME . . . . .  | 2 200   | -                    | -                  | -                    | 200                  | 500                  | 1 000                | 500                  | 200                  | -                   | -                  | ...                      |
| 2 TIMES . . . . .   | 200     | -                    | -                  | -                    | -                    | -                    | -                    | 200                  | -                    | -                   | -                  | ...                      |
| 3 TIMES OR MORE . . . . .   | 300     | 200                  | -                  | -                    | 200                  | -                    | -                    | -                    | -                    | -                   | -                  | ...                      |
| NOT REPORTED . . . . .  | -       | -                    | -                  | -                    | -                    | -                    | -                    | -                    | -                    | -                   | -                  | ...                      |
| DON'T KNOW . . . . .  | 100     | -                    | -                  | -                    | -                    | -                    | -                    | 100                  | -                    | -                   | -                  | ...                      |
| NOT REPORTED . . . . .  | 1 000   | 300                  | -                  | 200                  | -                    | 200                  | -                    | 200                  | 200                  | -                   | -                  | ...                      |
| WITH CHEMICAL TOILET, PRIVY, OR OTHER MEANS. . . . .                      | 1 100   | -                    | 300                | 100                  | -                    | 300                  | -                    | -                    | -                    | -                   | 300                | ...                      |
| FLUSH TOILET  |         |                      |                    |                      |                      |                      |                      |                      |                      |                     |                    |                          |
| WITH ALL PLUMBING FACILITIES . . . . .                                    | 250 100 | 11 700               | 11 400             | 26 700               | 29 000               | 35 000               | 36 300               | 59 400               | 29 000               | 5 200               | 6 500              | 180                      |
| WITH ONLY 1 FLUSH TOILET . . . . .  | 205 600 | 11 700               | 11 000             | 24 800               | 28 200               | 32 000               | 33 200               | 46 700               | 13 000               | 600                 | 4 300              | 169                      |
| NO BREAKDOWNS IN FLUSH TOILET. . . . .                                    | 196 800 | 11 400               | 10 700             | 23 200               | 26 600               | 30 500               | 31 200               | 45 400               | 12 700               | 800                 | 4 300              | 169                      |
| WITH BREAKDOWNS IN FLUSH TOILET. . . . .                                  | 8 400   | 300                  | 200                | 1 600                | 1 600                | 1 300                | 1 900                | 1 200                | 300                  | -                   | -                  | 161                      |
| UNUSABLE 6 CONSECUTIVE HOURS OR LONGER:                                   |         |                      |                    |                      |                      |                      |                      |                      |                      |                     |                    |                          |
| 1 TIME . . . . .  | 5 600   | 300                  | -                  | 600                  | 1 300                | 800                  | 1 500                | 900                  | 200                  | -                   | -                  | 167                      |
| 2 TIMES . . . . .   | 1 100   | -                    | -                  | 500                  | -                    | -                    | 300                  | 200                  | 200                  | -                   | -                  | ...                      |
| 3 TIMES . . . . .   | 1 000   | -                    | -                  | 200                  | 200                  | 300                  | 200                  | 200                  | -                    | -                   | -                  | ...                      |
| 4 TIMES OR MORE . . . . .   | 800     | -                    | 200                | 300                  | 200                  | 200                  | -                    | -                    | -                    | -                   | -                  | ...                      |
| NOT REPORTED . . . . .  | 300     | -                    | 200                | -                    | -                    | 200                  | -                    | -                    | -                    | -                   | -                  | ...                      |
| REASON FOR BREAKDOWN:   |         |                      |                    |                      |                      |                      |                      |                      |                      |                     |                    |                          |
| PROBLEMS INSIDE BUILDING . . . . .  | 6 400   | 300                  | 200                | 1 300                | 1 300                | 800                  | 1 600                | 600                  | 300                  | -                   | -                  | 155                      |
| PROBLEMS OUTSIDE BUILDING . . . . .                                       | 1 700   | -                    | -                  | 200                  | 300                  | 300                  | 300                  | 600                  | -                    | -                   | -                  | ...                      |
| NOT REPORTED . . . . .  | 300     | -                    | -                  | 200                  | -                    | 200                  | -                    | -                    | -                    | -                   | -                  | ...                      |
| LACKING SOME OR ALL PLUMBING FACILITIES. . . . .                          | 2 800   | 600                  | 1 300              | 100                  | 100                  | 300                  | -                    | -                    | -                    | -                   | 300                | ...                      |
| ELECTRIC FUSE BLOWOUTS  |         |                      |                    |                      |                      |                      |                      |                      |                      |                     |                    |                          |
| NO FUSE OR SWITCH BLOWOUTS . . . . .                                      | 217 600 | 10 900               | 11 400             | 23 300               | 23 900               | 29 900               | 30 300               | 53 200               | 24 400               | 4 900               | 5 500              | 180                      |
| WITH FUSE OR SWITCH BLOWOUTS . . . . .                                    | 33 500  | 1 100                | 600                | 3 400                | 5 200                | 5 400                | 5 900                | 6 000                | 4 400                | 300                 | 1 300              | 177                      |
| 1 TIME . . . . .  | 20 400  | 1 000                | 300                | 1 400                | 3 000                | 4 200                | 3 100                | 4 100                | 2 400                | 300                 | 600                | 175                      |
| 2 TIMES . . . . .   | 5 700   | -                    | 200                | 300                  | 900                  | 300                  | 1 800                | 600                  | 1 100                | -                   | 500                | 187                      |
| 3 TIMES OR MORE . . . . .   | 6 700   | 100                  | -                  | 1 400                | 1 300                | 600                  | 1 000                | 1 300                | 800                  | -                   | 200                | 164                      |
| NOT REPORTED . . . . .  | 800     | -                    | 200                | 200                  | -                    | 300                  | -                    | -                    | 200                  | -                   | -                  | ...                      |
| DON'T KNOW . . . . .  | 1 400   | -                    | 600                | 200                  | -                    | -                    | 100                  | 300                  | 200                  | -                   | -                  | ...                      |
| NOT REPORTED . . . . .  | 300     | 300                  | -                  | -                    | -                    | -                    | -                    | -                    | -                    | -                   | -                  | ...                      |
| UNITS OCCUPIED LAST WINTER. . . . .                                       | 229 500 | 11 900               | 11 900             | 25 300               | 27 300               | 30 800               | 32 500               | 53 100               | 26 000               | 4 600               | 6 200              | 178                      |
| HEATING EQUIPMENT   |         |                      |                    |                      |                      |                      |                      |                      |                      |                     |                    |                          |
| WITH HEATING EQUIPMENT . . . . .  | 229 200 | 11 900               | 11 700             | 25 100               | 27 300               | 30 800               | 32 500               | 53 100               | 26 000               | 4 600               | 6 200              | 178                      |
| NO BREAKDOWNS. . . . .  | 195 800 | 10 400               | 10 100             | 21 000               | 23 400               | 24 900               | 28 000               | 46 500               | 22 100               | 4 000               | 5 400              | 180                      |
| WITH BREAKDOWNS. . . . .  | 27 800  | 1 400                | 1 300              | 3 900                | 3 200                | 5 400                | 4 000                | 4 400                | 2 900                | 600                 | 600                | 167                      |
| 1 TIME . . . . .  | 14 100  | 500                  | 300                | 1 700                | 1 300                | 3 300                | 2 200                | 2 700                | 1 600                | 200                 | 300                | 172                      |
| 2 TIMES . . . . .   | 6 500   | 500                  | 500                | 1 100                | 800                  | 800                  | 1 100                | 800                  | 600                  | -                   | 300                | 158                      |
| 3 TIMES . . . . .   | 2 400   | 300                  | 300                | 800                  | -                    | 300                  | 200                  | 300                  | 200                  | -                   | -                  | ...                      |
| 4 TIMES OR MORE . . . . .   | 4 500   | 200                  | 200                | 300                  | 1 000                | 1 000                | 500                  | 500                  | 400                  | -                   | -                  | 165                      |
| NOT REPORTED . . . . .  | 300     | -                    | -                  | -                    | 200                  | -                    | 200                  | -                    | -                    | -                   | -                  | ...                      |
| NO HEATING EQUIPMENT . . . . .  | 300     | -                    | 200                | 200                  | -                    | -                    | -                    | -                    | -                    | -                   | 200                | 212                      |
| INSUFFICIENT HEAT   |         |                      |                    |                      |                      |                      |                      |                      |                      |                     |                    |                          |
| ADDITIONAL HEAT SOURCE:   |         |                      |                    |                      |                      |                      |                      |                      |                      |                     |                    |                          |
| WITH SPECIFIED HEATING EQUIPMENT <sup>2</sup> . . . . .                   | 225 200 | 11 700               | 10 600             | 24 000               | 26 700               | 30 400               | 32 200               | 53 100               | 26 000               | 4 600               | 5 900              | 180                      |
| NO ADDITIONAL HEAT SOURCE USED . . . . .                                  | 181 200 | 8 200                | 7 500              | 16 500               | 20 800               | 23 400               | 27 400               | 46 500               | 21 900               | 4 200               | 4 800              | 185                      |
| USED KITCHEN STOVE, FIREPLACE,<br>OR PORTABLE HEATER. . . . .             | 38 300  | 3 500                | 2 800              | 7 400                | 5 100                | 6 500                | 4 300                | 4 400                | 3 000                | 300                 | 900                | 148                      |
| NOT REPORTED . . . . .  | 5 600   | -                    | 300                | 200                  | 800                  | 500                  | 500                  | 2 200                | 1 100                | -                   | 200                | 212                      |
| LACKING SPECIFIED HEATING EQUIPMENT OR NONE. . . . .                      | 4 300   | 200                  | 1 300              | 1 300                | 600                  | 500                  | 300                  | -                    | -                    | -                   | 300                | 111                      |
| WITH SPECIFIED HEATING EQUIPMENT <sup>1</sup> :                           |         |                      |                    |                      |                      |                      |                      |                      |                      |                     |                    |                          |
| NO ROOMS LACKING SPECIFIED HEAT SOURCE:                                   |         |                      |                    |                      |                      |                      |                      |                      |                      |                     |                    |                          |
| WITH SPECIFIED HEATING EQUIPMENT <sup>1</sup> :                           | 225 200 | 11 700               | 10 600             | 24 000               | 26 700               | 30 400               | 32 200               | 53 100               | 26 000               | 4 600               | 5 900              | 180                      |
| NO ROOMS LACKING AIR DUCTS, REGISTERS,<br>RADIATORS, OR HEATERS . . . . . | 199 500 | 10 600               | 8 300              | 19 700               | 22 900               | 24 800               | 28 400               | 50 800               | 24 000               | 4 600               | 5 400              | 184                      |
| ROOMS LACKING AIR DUCTS, REGISTERS, RADIATORS,<br>OR HEATERS. . . . .     | 24 800  | 1 100                | 2 300              | 4 100                | 3 800                | 5 400                | 3 600                | 2 200                | 1 900                | -                   | 500                | 154                      |
| 1 ROOM . . . . .  | 13 100  | 500                  | 1 300              | 2 600                | 2 000                | 2 900                | 1 800                | 1 400                | 700                  | -                   | -                  | 151                      |
| 2 ROOMS . . . . .   | 6 300   | 300                  | 200                | 1 400                | 1 400                | 1 300                | 800                  | 500                  | 200                  | -                   | 300                | 144                      |
| 3 ROOMS OR MORE . . . . .   | 5 500   | 300                  | 900                | 200                  | 300                  | 1 300                | 1 100                | 300                  | 1 000                | -                   | 100                | 169                      |
| NOT REPORTED . . . . .  | 800     | -                    | -                  | 200                  | -                    | 200                  | 200                  | 200                  | 200                  | -                   | -                  | ...                      |
| LACKING SPECIFIED HEATING EQUIPMENT OR NONE. . . . .                      | 4 300   | 200                  | 1 300              | 1 300                | 600                  | 500                  | 300                  | -                    | -                    | -                   | 300                | 111                      |

<sup>1</sup> EXCLUDES 1-FAMILY HOMES ON 10 ACRES OR MORE.

<sup>2</sup> EXCLUDES ROOM HEATERS WITHOUT FLUE OR VENT, FIREPLACES, STOVES, AND PORTABLE HEATERS.

TABLE A-11. GROSS RENT OF RENTER OCCUPIED HOUSING UNITS BY FAILURES IN PLUMBING FACILITIES AND EQUIPMENT: 1976--CONTINUED

(DATA BASED ON SAMPLE, SEE TEXT. FOR MINIMUM BASE FOR DERIVED FIGURES (PERCENT, MEDIAN, ETC.) AND MEANING OF SYMBOLS, SEE TEXT.)

| STANDARD METROPOLITAN STATISTICAL AREA<br>BALTIMORE, MD.<br>TOTAL | TOTAL   | LESS<br>THAN<br>\$70 | \$70<br>TO<br>\$99 | \$100<br>TO<br>\$124 | \$125<br>TO<br>\$149 | \$150<br>TO<br>\$174 | \$175<br>TO<br>\$199 | \$200<br>TO<br>\$249 | \$250<br>TO<br>\$349 | \$350<br>OR<br>MORE | NO<br>CASH<br>RENT | MEDIAN<br>(DOL-<br>LARS) |
|---|---------|----------------------|--------------------|----------------------|----------------------|----------------------|----------------------|----------------------|----------------------|---------------------|--------------------|--------------------------|
| SPECIFIED RENTER OCCUPIED <sup>1</sup> --CONTINUED                |         |                      |                    |                      |                      |                      |                      |                      |                      |                     |                    |                          |
| UNITS OCCUPIED LAST WINTER--CONTINUED                             |         |                      |                    |                      |                      |                      |                      |                      |                      |                     |                    |                          |
| INSUFFICIENT HEAT--CONTINUED                                      |         |                      |                    |                      |                      |                      |                      |                      |                      |                     |                    |                          |
| CLOSURE OF ROOMS:   |         |                      |                    |                      |                      |                      |                      |                      |                      |                     |                    |                          |
| WITH HEATING EQUIPMENT . . . . .                                  | 229 200 | 11 900               | 11 700             | 25 100               | 27 300               | 30 800               | 32 500               | 53 100               | 26 000               | 4 600               | 6 200              | 178                      |
| NO ROOMS CLOSED . . . . .   | 209 600 | 11 400               | 10 800             | 22 900               | 24 900               | 28 400               | 30 400               | 48 400               | 22 600               | 4 300               | 5 500              | 178                      |
| CLOSED CERTAIN ROOMS . . . . .                                    | 13 600  | 500                  | 600                | 1 900                | 1 600                | 1 900                | 1 600                | 2 400                | 2 400                | 300                 | 500                | 176                      |
| LIVING ROOM ONLY . . . . .  | 2 100   | -                    | 200                | 800                  | 300                  | 300                  | 300                  | -                    | 200                  | -                   | -                  | ...                      |
| DINING ROOM ONLY . . . . .  | 300     | -                    | 200                | 100                  | 100                  | -                    | -                    | -                    | -                    | -                   | -                  | ...                      |
| 1 OR MORE BEDROOMS ONLY . . . . .                                 | 7 800   | 500                  | 800                | 800                  | 800                  | 800                  | 1 100                | 1 200                | 2 000                | 200                 | 300                | 192                      |
| OTHER ROOMS OR COMBINATION . . . . .                              | 3 000   | -                    | 300                | 200                  | 300                  | 800                  | 200                  | 1 000                | 200                  | -                   | 200                | ...                      |
| NOT REPORTED . . . . .  | 300     | -                    | -                  | -                    | -                    | -                    | -                    | 200                  | -                    | 200                 | -                  | ...                      |
| NOT REPORTED . . . . .  | 6 000   | -                    | 300                | 300                  | 800                  | 500                  | 500                  | 2 400                | 1 100                | -                   | 200                | 211                      |
| NO HEATING EQUIPMENT . . . . .                                    | 300     | -                    | 200                | 200                  | -                    | -                    | -                    | -                    | -                    | -                   | -                  | ...                      |

<sup>1</sup>EXCLUDES 1-FAMILY HOMES ON 10 ACRES OR MORE.

TABLE A-12. GROSS RENT OF RENTER OCCUPIED HOUSING UNITS BY SELECTED NEIGHBORHOOD CHARACTERISTICS: 1976

(DATA BASED ON SAMPLE, SEE TEXT. FOR MINIMUM BASE FOR DERIVED FIGURES (PERCENT, MEDIAN, ETC.) AND MEANING OF SYMBOLS, SEE TEXT.)

| STANDARD METROPOLITAN STATISTICAL AREA<br>BALTIMORE, MD.<br>TOTAL | TOTAL   | LESS<br>THAN<br>\$70 | \$70<br>TO<br>\$99 | \$100<br>TO<br>\$124 | \$125<br>TO<br>\$149 | \$150<br>TO<br>\$174 | \$175<br>TO<br>\$199 | \$200<br>TO<br>\$249 | \$250<br>TO<br>\$349 | \$350<br>OR<br>MORE | NO<br>CASH<br>RENT | MEDIAN<br>(DOL-<br>LARS) |
|---|---------|----------------------|--------------------|----------------------|----------------------|----------------------|----------------------|----------------------|----------------------|---------------------|--------------------|--------------------------|
| SPECIFIED RENTER OCCUPIED <sup>1</sup> . . . . .                  | 276 000 | 12 500               | 13 900             | 28 600               | 30 800               | 38 600               | 39 300               | 65 400               | 33 400               | 6 600               | 6 900              | 181                      |
| NEIGHBORHOOD CONDITIONS AND WISH TO MOVE <sup>2</sup>             |         |                      |                    |                      |                      |                      |                      |                      |                      |                     |                    |                          |
| NO STREET OR HIGHWAY NOISE . . . . .                              | 176 900 | 8 100                | 7 600              | 16 100               | 18 900               | 24 100               | 25 300               | 44 900               | 23 600               | 3 800               | 4 600              | 186                      |
| WITH STREET OR HIGHWAY NOISE . . . . .                            | 97 800  | 4 400                | 6 300              | 12 300               | 12 000               | 14 600               | 13 800               | 19 900               | 9 400                | 2 800               | 2 300              | 171                      |
| BOTHERSOME TO RESPONDENT . . . . .                                | 38 600  | 1 600                | 2 400              | 4 400                | 4 000                | 7 300                | 5 500                | 7 800                | 3 200                | 1 200               | 1 300              | 171                      |
| WOULD LIKE TO MOVE . . . . .                                      | 16 200  | 700                  | 500                | 2 900                | 1 100                | 3 200                | 2 700                | 3 600                | 1 300                | -                   | 300                | 171                      |
| WOULD NOT LIKE TO MOVE . . . . .                                  | 22 400  | 900                  | 1 900              | 1 600                | 2 900                | 4 100                | 2 800                | 4 200                | 1 900                | 1 200               | 900                | 171                      |
| NOT REPORTED . . . . .  | -       | -                    | -                  | -                    | -                    | -                    | -                    | -                    | -                    | -                   | -                  | -                        |
| NOT BOTHERSOME TO RESPONDENT . . . . .                            | 59 000  | 2 800                | 4 000              | 7 700                | 8 000                | 7 300                | 8 300                | 12 100               | 6 300                | 1 500               | 1 100              | 171                      |
| NOT REPORTED . . . . .  | 200     | -                    | -                  | 200                  | -                    | -                    | -                    | -                    | -                    | -                   | -                  | ...                      |
| NOT REPORTED . . . . .  | 1 300   | -                    | -                  | 200                  | -                    | -                    | 200                  | 600                  | 300                  | -                   | -                  | ...                      |
| NO AIRPLANE TRAFFIC NOISE . . . . .                               | 233 800 | 11 000               | 11 900             | 23 900               | 26 100               | 33 100               | 33 800               | 53 600               | 28 700               | 5 500               | 5 200              | 180                      |
| WITH AIRPLANE TRAFFIC NOISE . . . . .                             | 41 100  | 1 400                | 2 100              | 4 500                | 4 700                | 5 500                | 5 500                | 11 000               | 4 500                | 1 100               | 800                | 184                      |
| BOTHERSOME TO RESPONDENT . . . . .                                | 9 200   | 200                  | 200                | 500                  | 800                  | 1 400                | 2 000                | 2 800                | 1 200                | 100                 | -                  | 184                      |
| WOULD LIKE TO MOVE . . . . .                                      | 4 200   | -                    | -                  | 300                  | 200                  | 900                  | 1 100                | 900                  | 800                  | -                   | -                  | 180                      |
| WOULD NOT LIKE TO MOVE . . . . .                                  | 5 000   | 200                  | 200                | 200                  | 600                  | 500                  | 900                  | 1 800                | 500                  | 100                 | -                  | 184                      |
| NOT REPORTED . . . . .  | -       | -                    | -                  | -                    | -                    | -                    | -                    | -                    | -                    | -                   | -                  | -                        |
| NOT BOTHERSOME TO RESPONDENT . . . . .                            | 31 400  | 1 300                | 1 900              | 3 900                | 3 900                | 3 900                | 3 500                | 8 200                | 3 100                | 900                 | 800                | 178                      |
| NOT REPORTED . . . . .  | 500     | -                    | -                  | 200                  | -                    | 200                  | -                    | -                    | 200                  | -                   | -                  | ...                      |
| NOT REPORTED . . . . .  | 1 100   | -                    | -                  | 200                  | -                    | -                    | -                    | 800                  | 200                  | -                   | -                  | ...                      |
| NO HEAVY TRAFFIC . . . . .  | 187 200 | 8 400                | 8 200              | 17 200               | 19 100               | 24 700               | 26 800               | 48 800               | 24 900               | 4 300               | 5 100              | 187                      |
| WITH HEAVY TRAFFIC . . . . .                                      | 87 700  | 4 100                | 5 700              | 11 300               | 11 700               | 14 000               | 12 500               | 16 000               | 8 200                | 2 300               | 1 900              | 167                      |
| BOTHERSOME TO RESPONDENT . . . . .                                | 26 600  | 800                  | 1 200              | 2 700                | 2 600                | 4 200                | 3 500                | 6 300                | 2 800                | 1 300               | 1 100              | 183                      |
| WOULD LIKE TO MOVE . . . . .                                      | 10 600  | 300                  | 300                | 1 400                | 800                  | 1 300                | 2 300                | 3 100                | 800                  | -                   | 300                | 186                      |
| WOULD NOT LIKE TO MOVE . . . . .                                  | 15 800  | 500                  | 900                | 1 300                | 1 700                | 3 000                | 1 300                | 3 100                | 1 900                | 1 300               | 800                | 177                      |
| NOT REPORTED . . . . .  | 200     | -                    | -                  | -                    | -                    | -                    | -                    | 200                  | -                    | -                   | -                  | ...                      |
| NOT BOTHERSOME TO RESPONDENT . . . . .                            | 60 900  | 3 300                | 4 400              | 8 600                | 9 200                | 9 700                | 8 800                | 9 800                | 5 400                | 900                 | 800                | 161                      |
| NOT REPORTED . . . . .  | 200     | -                    | -                  | -                    | -                    | -                    | 200                  | -                    | -                    | -                   | -                  | ...                      |
| NOT REPORTED . . . . .  | 1 100   | -                    | -                  | 200                  | -                    | -                    | -                    | 600                  | 300                  | -                   | -                  | ...                      |
| NO STREETS IN NEED OF REPAIR . . . . .                            | 240 100 | 11 700               | 12 500             | 25 500               | 26 700               | 32 800               | 33 800               | 55 600               | 29 600               | 6 100               | 5 700              | 181                      |
| WITH STREETS IN NEED OF REPAIR . . . . .                          | 33 700  | 800                  | 1 400              | 2 900                | 3 900                | 5 500                | 5 200                | 8 900                | 3 400                | 500                 | 1 200              | 183                      |
| BOTHERSOME TO RESPONDENT . . . . .                                | 21 200  | 300                  | 600                | 1 600                | 1 700                | 3 800                | 3 900                | 6 100                | 2 300                | 300                 | 500                | 185                      |
| WOULD LIKE TO MOVE . . . . .                                      | 5 500   | 200                  | 200                | 600                  | 500                  | 1 100                | 1 100                | 1 200                | 500                  | -                   | 200                | 178                      |
| WOULD NOT LIKE TO MOVE . . . . .                                  | 15 700  | 200                  | 500                | 1 000                | 1 300                | 2 700                | 2 800                | 4 800                | 1 900                | 300                 | 300                | 183                      |
| NOT REPORTED . . . . .  | -       | -                    | -                  | -                    | -                    | -                    | -                    | -                    | -                    | -                   | -                  | -                        |
| NOT BOTHERSOME TO RESPONDENT . . . . .                            | 12 500  | 500                  | 800                | 1 300                | 2 200                | 1 700                | 1 300                | 2 800                | 1 100                | 200                 | 800                | 166                      |
| NOT REPORTED . . . . .  | -       | -                    | -                  | -                    | -                    | -                    | -                    | -                    | -                    | -                   | -                  | -                        |
| NOT REPORTED . . . . .  | 2 200   | -                    | -                  | 200                  | 200                  | 300                  | 300                  | 900                  | 300                  | -                   | -                  | ...                      |
| NO ROADS IMPASSABLE . . . . .                                     | 236 100 | 11 400               | 11 600             | 25 100               | 25 000               | 33 700               | 34 100               | 56 000               | 28 500               | 5 200               | 5 500              | 181                      |
| WITH ROADS IMPASSABLE . . . . .                                   | 36 600  | 1 100                | 2 200              | 3 300                | 5 900                | 4 900                | 4 900                | 7 500                | 4 500                | 1 100               | 1 300              | 176                      |
| BOTHERSOME TO RESPONDENT . . . . .                                | 17 300  | 500                  | 1 100              | 1 300                | 2 100                | 2 200                | 2 400                | 3 900                | 2 200                | 800                 | 800                | 185                      |
| WOULD LIKE TO MOVE . . . . .                                      | 3 900   | 300                  | 300                | 300                  | 300                  | 600                  | 300                  | 1 400                | 500                  | -                   | 200                | 184                      |
| WOULD NOT LIKE TO MOVE . . . . .                                  | 13 400  | 200                  | 1 100              | 1 000                | 1 700                | 1 600                | 2 500                | 2 500                | 1 800                | 600                 | 800                | 184                      |
| NOT REPORTED . . . . .  | -       | -                    | -                  | -                    | -                    | -                    | -                    | -                    | -                    | -                   | -                  | -                        |
| NOT BOTHERSOME TO RESPONDENT . . . . .                            | 19 100  | 600                  | 1 100              | 2 000                | 3 800                | 2 600                | 1 900                | 3 600                | 2 300                | 500                 | 600                | 185                      |
| NOT REPORTED . . . . .  | 200     | -                    | -                  | -                    | -                    | -                    | 200                  | -                    | -                    | -                   | -                  | ...                      |
| NOT REPORTED . . . . .  | 3 300   | -                    | 200                | 200                  | -                    | -                    | 300                  | 1 900                | 300                  | 300                 | 100                | ...                      |
| NO OCCUPIED HOUSING IN RUNDOWN CONDITION . . . . .                | 237 900 | 10 600               | 11 000             | 21 500               | 26 800               | 33 400               | 34 000               | 56 900               | 29 800               | 6 600               | 5 200              | 184                      |
| WITH OCCUPIED HOUSING IN RUNDOWN CONDITION . . . . .              | 35 600  | 1 900                | 2 700              | 6 700                | 3 800                | 4 900                | 5 100                | 5 500                | 3 200                | -                   | 1 700              | 184                      |
| BOTHERSOME TO RESPONDENT . . . . .                                | 21 300  | 1 000                | 1 300              | 3 800                | 2 400                | 3 000                | 3 800                | 3 700                | 1 600                | -                   | 500                | 184                      |
| WOULD LIKE TO MOVE . . . . .                                      | 12 600  | 500                  | 600                | 2 100                | 1 400                | 2 200                | 2 400                | 2 300                | 800                  | -                   | 300                | 186                      |
| WOULD NOT LIKE TO MOVE . . . . .                                  | 8 700   | 500                  | 600                | 1 800                | 900                  | 800                  | 1 500                | 1 400                | 800                  | -                   | 400                | 184                      |
| NOT REPORTED . . . . .  | -       | -                    | -                  | -                    | -                    | -                    | -                    | -                    | -                    | -                   | -                  | -                        |
| NOT BOTHERSOME TO RESPONDENT . . . . .                            | 13 900  | 900                  | 1 500              | 2 700                | 1 400                | 1 700                | 1 300                | 1 900                | 1 700                | -                   | 900                | 184                      |
| NOT REPORTED . . . . .  | 300     | -                    | -                  | 200                  | -                    | 200                  | -                    | -                    | -                    | -                   | -                  | ...                      |
| NOT REPORTED . . . . .  | 2 500   | -                    | 200                | 500                  | 200                  | 300                  | 200                  | 900                  | 300                  | -                   | -                  | ...                      |
| NO COMMERCIAL OR NONRESIDENTIAL ACTIVITIES . . . . .              | 222 300 | 10 600               | 10 500             | 23 200               | 24 400               | 30 000               | 32 500               | 52 600               | 26 400               | 5 800               | 5 300              | 182                      |
| WITH COMMERCIAL OR NONRESIDENTIAL ACTIVITIES . . . . .            | 52 300  | 1 900                | 3 500              | 5 200                | 6 300                | 8 500                | 6 600                | 12 200               | 6 900                | 700                 | 600                | 177                      |
| BOTHERSOME TO RESPONDENT . . . . .                                | 7 100   | -                    | 600                | 500                  | 1 100                | 1 300                | 1 200                | 900                  | 1 100                | 400                 | -                  | 177                      |
| WOULD LIKE TO MOVE . . . . .                                      | 2 800   | -                    | -                  | -                    | 300                  | 600                  | 800                  | 200                  | 500                  | -                   | -                  | ...                      |
| WOULD NOT LIKE TO MOVE . . . . .                                  | 4 000   | -                    | 500                | 500                  | 800                  | 500                  | 500                  | 800                  | 600                  | -                   | -                  | ...                      |
| NOT REPORTED . . . . .  | 300     | -                    | 200                | -                    | -                    | 200                  | -                    | -                    | -                    | -                   | -                  | ...                      |
| NOT BOTHERSOME TO RESPONDENT . . . . .                            | 45 000  | 1 900                | 2 800              | 4 600                | 5 100                | 7 200                | 5 400                | 11 300               | 5 800                | 300                 | 600                | 177                      |
| NOT REPORTED . . . . .  | 200     | -                    | -                  | 200                  | -                    | -                    | -                    | -                    | -                    | -                   | -                  | ...                      |
| NOT REPORTED . . . . .  | 1 400   | -                    | -                  | 200                  | 100                  | 200                  | 100                  | 600                  | 200                  | -                   | -                  | ...                      |

<sup>1</sup>EXCLUDES 1-FAMILY HOMES ON 10 ACRES OR MORE.

<sup>2</sup>WISH TO MOVE RELATES ONLY TO RESPONDENTS' OPINION OF SPECIFIC CONDITIONS.







TABLE A-13. INCOME OF FAMILIES AND PRIMARY INDIVIDUALS BY OCCUPANCY AND UTILIZATION CHARACTERISTICS AND SERVICES AVAILABLE FOR HOUSING UNITS WITH BLACK HOUSEHOLD HEAD: 1976--CONTINUED

(DATA BASED ON SAMPLE, SEE TEXT. FOR MINIMUM BASE FOR DERIVED FIGURES (PERCENT, MEDIAN, ETC.) AND MEANING OF SYMBOLS, SEE TEXT)

| STANDARD METROPOLITAN STATISTICAL AREA<br>BALTIMORE, MD.<br>TOTAL | TOTAL  | LESS<br>THAN<br>\$3,000 | \$3,000<br>TO<br>\$4,999 | \$5,000<br>TO<br>\$6,999 | \$7,000<br>TO<br>\$9,999 | \$10,000<br>TO<br>\$14,999 | \$15,000<br>TO<br>\$19,999 | \$20,000<br>TO<br>\$24,999 | \$25,000<br>OR<br>MORE | MEDIAN<br>(DOL-<br>LARS) |
|---|--------|-------------------------|--------------------------|--------------------------|--------------------------|----------------------------|----------------------------|----------------------------|------------------------|--------------------------|
| <b>EXTERMINATOR SERVICE</b>                                       |        |                         |                          |                          |                          |                            |                            |                            |                        |                          |
| OWNER OCCUPIED.   | 52 300 | 4 300                   | 3 600                    | 5 800                    | 5 600                    | 8 000                      | 10 700                     | 4 600                      | 9 700                  | 14200                    |
| OCCUPIED 3 MONTHS OR LONGER                                       | 51 000 | 4 300                   | 3 600                    | 5 800                    | 5 100                    | 7 900                      | 10 600                     | 4 600                      | 9 200                  | 14200                    |
| NO SIGNS OF MICE OR RATS.   | 42 700 | 3 200                   | 2 900                    | 4 400                    | 3 600                    | 6 800                      | 9 400                      | 3 900                      | 8 400                  | 15300                    |
| WITH SIGNS OF MICE OR RATS.                                       | 8 200  | 900                     | 700                      | 1 400                    | 1 600                    | 1 100                      | 1 100                      | 600                        | 800                    | 9100                     |
| REGULAR EXTERMINATION SERVICE                                     | 1 200  | 300                     | -                        | -                        | 500                      | 200                        | 200                        | -                          | 100                    | ...                      |
| IRREGULAR EXTERMINATION SERVICE                                   | 2 300  | 500                     | 300                      | 700                      | 200                      | 300                        | 100                        | 200                        | -                      | ...                      |
| NO EXTERMINATION SERVICE.   | 4 700  | 100                     | 300                      | 800                      | 900                      | 600                        | 800                        | 500                        | 600                    | 11400                    |
| NOT REPORTED.   | -      | -                       | -                        | -                        | -                        | -                          | -                          | -                          | -                      | ...                      |
| NOT REPORTED.   | 100    | 100                     | -                        | -                        | -                        | -                          | -                          | -                          | -                      | ...                      |
| OCCUPIED LESS THAN 3 MONTHS                                       | 1 300  | -                       | -                        | -                        | 500                      | 200                        | 200                        | -                          | 500                    | ...                      |
| <b>RENTER OCCUPIED</b>  |        |                         |                          |                          |                          |                            |                            |                            |                        |                          |
| OCCUPIED 3 MONTHS OR LONGER                                       | 97 700 | 19 700                  | 15 800                   | 10 800                   | 17 500                   | 16 900                     | 9 300                      | 5 600                      | 2 000                  | 7400                     |
| NO SIGNS OF MICE OR RATS.   | 91 600 | 18 300                  | 14 800                   | 10 200                   | 16 900                   | 15 600                     | 8 800                      | 5 100                      | 1 900                  | 7400                     |
| WITH SIGNS OF MICE OR RATS.                                       | 60 500 | 10 800                  | 9 200                    | 6 700                    | 11 000                   | 10 400                     | 6 700                      | 3 800                      | 1 900                  | 8000                     |
| REGULAR EXTERMINATION SERVICE                                     | 30 800 | 7 500                   | 5 600                    | 3 500                    | 5 800                    | 5 200                      | 1 900                      | 1 200                      | -                      | 6300                     |
| IRREGULAR EXTERMINATION SERVICE                                   | 2 200  | 700                     | 200                      | 300                      | 300                      | 600                        | 200                        | -                          | -                      | ...                      |
| NO EXTERMINATION SERVICE.   | 6 800  | 500                     | 1 500                    | 800                      | 1 400                    | 1 400                      | 800                        | 200                        | -                      | 8200                     |
| NOT REPORTED.   | 21 500 | 6 200                   | 4 000                    | 2 400                    | 3 800                    | 3 000                      | 1 000                      | 1 100                      | -                      | 5500                     |
| NOT REPORTED.   | 300    | 200                     | -                        | -                        | -                        | 200                        | -                          | -                          | -                      | ...                      |
| NOT REPORTED.   | 300    | -                       | -                        | -                        | 200                      | -                          | -                          | -                          | -                      | ...                      |
| OCCUPIED LESS THAN 3 MONTHS                                       | 6 100  | 1 400                   | 1 000                    | 700                      | 600                      | 1 300                      | 500                        | 500                        | 200                    | 7000                     |

TABLE A-14. INCOME OF FAMILIES AND PRIMARY INDIVIDUALS BY DEFICIENCIES IN SELECTED STRUCTURAL CHARACTERISTICS FOR HOUSING UNITS WITH BLACK HOUSEHOLD HEAD: 1976

(DATA BASED ON SAMPLE, SEE TEXT. FOR MINIMUM BASE FOR DERIVED FIGURES (PERCENT, MEDIAN, ETC.) AND MEANING OF SYMBOLS, SEE TEXT)

| STANDARD METROPOLITAN STATISTICAL AREA<br>BALTIMORE, MD.<br>TOTAL | TOTAL  | LESS<br>THAN<br>\$3,000 | \$3,000<br>TO<br>\$4,999 | \$5,000<br>TO<br>\$6,999 | \$7,000<br>TO<br>\$9,999 | \$10,000<br>TO<br>\$14,999 | \$15,000<br>TO<br>\$19,999 | \$20,000<br>TO<br>\$24,999 | \$25,000<br>OR<br>MORE | MEDIAN<br>(DOL-<br>LARS) |
|---|--------|-------------------------|--------------------------|--------------------------|--------------------------|----------------------------|----------------------------|----------------------------|------------------------|--------------------------|
| <b>2 OR MORE UNITS IN STRUCTURE.</b>                              |        |                         |                          |                          |                          |                            |                            |                            |                        |                          |
|   | 54 600 | 11 800                  | 8 800                    | 5 700                    | 9 900                    | 8 900                      | 5 600                      | 2 700                      | 1 100                  | 7300                     |
| <b>COMMON STAIRWAYS</b>   |        |                         |                          |                          |                          |                            |                            |                            |                        |                          |
| OWNER OCCUPIED.   | 1 400  | 500                     | -                        | 300                      | 300                      | -                          | 300                        | -                          | -                      | ...                      |
| WITH COMMON STAIRWAYS   | 800    | 300                     | -                        | -                        | 200                      | -                          | 300                        | -                          | -                      | ...                      |
| NO LOOSE STEPS.   | 800    | 300                     | -                        | -                        | 200                      | -                          | 300                        | -                          | -                      | ...                      |
| RAILINGS NOT LOOSE.   | 800    | 300                     | -                        | -                        | 200                      | -                          | 300                        | -                          | -                      | ...                      |
| RAILINGS LOOSE.   | -      | -                       | -                        | -                        | -                        | -                          | -                          | -                          | -                      | ...                      |
| NO RAILINGS.  | -      | -                       | -                        | -                        | -                        | -                          | -                          | -                          | -                      | ...                      |
| RAILINGS NOT REPORTED   | -      | -                       | -                        | -                        | -                        | -                          | -                          | -                          | -                      | ...                      |
| LOOSE STEPS   | -      | -                       | -                        | -                        | -                        | -                          | -                          | -                          | -                      | ...                      |
| RAILINGS NOT LOOSE.   | -      | -                       | -                        | -                        | -                        | -                          | -                          | -                          | -                      | ...                      |
| RAILINGS LOOSE.   | -      | -                       | -                        | -                        | -                        | -                          | -                          | -                          | -                      | ...                      |
| NO RAILINGS.  | -      | -                       | -                        | -                        | -                        | -                          | -                          | -                          | -                      | ...                      |
| RAILINGS NOT REPORTED   | -      | -                       | -                        | -                        | -                        | -                          | -                          | -                          | -                      | ...                      |
| STEPS NOT REPORTED.   | -      | -                       | -                        | -                        | -                        | -                          | -                          | -                          | -                      | ...                      |
| NO COMMON STAIRWAYS   | 600    | 100                     | -                        | 300                      | 200                      | -                          | -                          | -                          | -                      | ...                      |
| <b>RENTER OCCUPIED</b>  |        |                         |                          |                          |                          |                            |                            |                            |                        |                          |
| WITH COMMON STAIRWAYS   | 53 200 | 11 300                  | 8 800                    | 5 400                    | 9 600                    | 8 900                      | 5 300                      | 2 700                      | 1 100                  | 7300                     |
| NO LOOSE STEPS.   | 44 900 | 9 100                   | 7 300                    | 4 500                    | 8 000                    | 7 800                      | 4 400                      | 2 700                      | 1 100                  | 7600                     |
| RAILINGS NOT LOOSE.   | 39 000 | 7 500                   | 6 700                    | 3 800                    | 7 100                    | 6 300                      | 4 400                      | 2 400                      | 800                    | 7600                     |
| RAILINGS LOOSE.   | 34 700 | 6 700                   | 6 000                    | 3 400                    | 6 100                    | 5 400                      | 4 200                      | 2 100                      | 800                    | 7600                     |
| NO RAILINGS.  | 2 100  | 200                     | 300                      | 200                      | 600                      | 600                        | -                          | 200                        | -                      | ...                      |
| RAILINGS NOT REPORTED   | 1 600  | 600                     | 200                      | 300                      | 200                      | 300                        | -                          | -                          | -                      | ...                      |
| LOOSE STEPS   | 600    | -                       | 200                      | -                        | 200                      | -                          | 200                        | -                          | -                      | ...                      |
| RAILINGS NOT LOOSE.   | 3 400  | 1 300                   | 500                      | 300                      | 300                      | 800                        | -                          | -                          | 200                    | ...                      |
| RAILINGS LOOSE.   | 1 800  | 600                     | 200                      | 200                      | 200                      | 600                        | -                          | -                          | -                      | ...                      |
| NO RAILINGS.  | 1 100  | 500                     | 200                      | 200                      | 200                      | -                          | -                          | -                          | 200                    | ...                      |
| RAILINGS NOT REPORTED   | 500    | 200                     | 200                      | -                        | -                        | 200                        | -                          | -                          | -                      | ...                      |
| STEPS NOT REPORTED.   | -      | -                       | -                        | -                        | -                        | -                          | -                          | -                          | -                      | ...                      |
| NO COMMON STAIRWAYS   | 2 600  | 300                     | 200                      | 300                      | 600                      | 600                        | -                          | 300                        | 200                    | ...                      |
|   | 8 300  | 2 200                   | 1 500                    | 900                      | 1 600                    | 1 100                      | 900                        | -                          | -                      | 6000                     |
| <b>LIGHT FIXTURES IN PUBLIC HALLS</b>                             |        |                         |                          |                          |                          |                            |                            |                            |                        |                          |
| OWNER OCCUPIED.   | 1 400  | 500                     | -                        | 300                      | 300                      | -                          | 300                        | -                          | -                      | ...                      |
| WITH PUBLIC HALLS   | 600    | 100                     | -                        | -                        | 200                      | -                          | 300                        | -                          | -                      | ...                      |
| WITH LIGHT FIXTURES   | 600    | 100                     | -                        | -                        | 200                      | -                          | 300                        | -                          | -                      | ...                      |
| ALL WORKING.  | 600    | 100                     | -                        | -                        | 200                      | -                          | 300                        | -                          | -                      | ...                      |
| SOME WORKING.   | -      | -                       | -                        | -                        | -                        | -                          | -                          | -                          | -                      | ...                      |
| NONE WORKING.   | -      | -                       | -                        | -                        | -                        | -                          | -                          | -                          | -                      | ...                      |
| NOT REPORTED.   | -      | -                       | -                        | -                        | -                        | -                          | -                          | -                          | -                      | ...                      |
| NO LIGHT FIXTURES   | -      | -                       | -                        | -                        | -                        | -                          | -                          | -                          | -                      | ...                      |
| NO PUBLIC HALLS   | 800    | 300                     | -                        | 300                      | 200                      | -                          | -                          | -                          | -                      | ...                      |
| NOT REPORTED.   | -      | -                       | -                        | -                        | -                        | -                          | -                          | -                          | -                      | ...                      |
| <b>RENTER OCCUPIED</b>  |        |                         |                          |                          |                          |                            |                            |                            |                        |                          |
| WITH PUBLIC HALLS   | 53 200 | 11 300                  | 8 800                    | 5 400                    | 9 600                    | 8 900                      | 5 300                      | 2 700                      | 1 100                  | 7300                     |
| WITH LIGHT FIXTURES   | 42 800 | 8 900                   | 7 400                    | 4 600                    | 8 000                    | 7 200                      | 3 500                      | 2 200                      | 900                    | 7200                     |
| ALL WORKING.  | 41 900 | 8 700                   | 7 200                    | 4 500                    | 7 800                    | 6 900                      | 3 500                      | 2 200                      | 900                    | 7200                     |
| SOME WORKING.   | 37 100 | 7 800                   | 6 100                    | 3 700                    | 6 700                    | 6 700                      | 3 200                      | 2 200                      | 600                    | 7400                     |
| NONE WORKING.   | 3 700  | 600                     | 1 100                    | 500                      | 600                      | 200                        | 300                        | -                          | 300                    | ...                      |
| NOT REPORTED.   | 1 000  | 300                     | -                        | 200                      | 500                      | -                          | -                          | -                          | -                      | ...                      |
| NO LIGHT FIXTURES   | 200    | -                       | -                        | 200                      | -                        | -                          | -                          | -                          | -                      | ...                      |
| NO PUBLIC HALLS   | 1 000  | 200                     | 200                      | 200                      | 200                      | 300                        | -                          | -                          | -                      | ...                      |
| NOT REPORTED.   | 8 100  | 2 100                   | 1 400                    | 600                      | 1 000                    | 1 100                      | 1 800                      | 200                        | -                      | 6800                     |
|   | 2 200  | 300                     | -                        | 200                      | 400                      | 600                        | -                          | 300                        | 200                    | ...                      |
| <b>STORIES BETWEEN MAIN AND APARTMENT ENTRANCES</b>               |        |                         |                          |                          |                          |                            |                            |                            |                        |                          |
| NONE (ON SAME FLOOR)  | 14 600 | 4 300                   | 2 200                    | 1 400                    | 2 700                    | 2 100                      | 1 300                      | 500                        | 200                    | 6200                     |
| 1 (UP OR DOWN)  | 25 500 | 4 900                   | 3 000                    | 3 000                    | 4 500                    | 4 800                      | 3 400                      | 1 400                      | 500                    | 8200                     |
| 2 OR MORE (UP OR DOWN)  | 12 900 | 2 400                   | 3 200                    | 1 100                    | 2 600                    | 1 600                      | 700                        | 800                        | 500                    | 6400                     |
| NOT REPORTED.   | 1 600  | 200                     | 300                      | 100                      | 200                      | 500                        | 300                        | -                          | -                      | ...                      |
| <b>1-UNIT STRUCTURES INCLUDING MOBILE HOMES OR TRAILERS.</b>      |        |                         |                          |                          |                          |                            |                            |                            |                        |                          |
|   | 95 500 | 12 200                  | 10 600                   | 10 900                   | 13 200                   | 16 000                     | 14 400                     | 7 400                      | 10 600                 | 10200                    |

TABLE A-14. INCOME OF FAMILIES AND PRIMARY INDIVIDUALS BY DEFICIENCIES IN SELECTED STRUCTURAL CHARACTERISTICS FOR HOUSING UNITS WITH BLACK HOUSEHOLD HEAD: 1976--CONTINUED

(DATA BASED ON SAMPLE, SEE TEXT. FOR MINIMUM BASE FOR DERIVED FIGURES (PERCENT, MEDIAN, ETC.) AND MEANING OF SYMBOLS, SEE TEXT)

| STANDARD METROPOLITAN STATISTICAL AREA<br>BALTIMORE, MD.<br>TOTAL | TOTAL   | LESS<br>THAN<br>\$3,000 | \$3,000<br>TO<br>\$4,999 | \$5,000<br>TO<br>\$6,999 | \$7,000<br>TO<br>\$9,999 | \$10,000<br>TO<br>\$14,999 | \$15,000<br>TO<br>\$19,999 | \$20,000<br>TO<br>\$24,999 | \$25,000<br>OR<br>MORE | MEDIAN<br>(DOL-<br>LARS) |
|---|---------|-------------------------|--------------------------|--------------------------|--------------------------|----------------------------|----------------------------|----------------------------|------------------------|--------------------------|
| ALL OCCUPIED HOUSING UNITS . . . . .                              | 150 000 | 24 000                  | 19 400                   | 16 700                   | 23 200                   | 24 900                     | 20 000                     | 10 100                     | 11 700                 | 8900                     |
| ELECTRIC WIRING   |         |                         |                          |                          |                          |                            |                            |                            |                        |                          |
| OWNER OCCUPIED . . . . .  | 52 300  | 4 300                   | 3 600                    | 5 800                    | 5 600                    | 8 000                      | 10 700                     | 4 600                      | 9 700                  | 14200                    |
| ALL WIRING CONCEALED IN WALLS OR METAL COVERING . . . . .         | 51 900  | 4 300                   | 3 400                    | 5 800                    | 5 600                    | 8 000                      | 10 400                     | 4 600                      | 9 700                  | 14200                    |
| SOME OR ALL WIRING EXPOSED . . . . .                              | 500     | -                       | 100                      | -                        | -                        | -                          | 300                        | -                          | -                      | ...                      |
| NOT REPORTED . . . . .  | -       | -                       | -                        | -                        | -                        | -                          | -                          | -                          | -                      | -                        |
| RENTER OCCUPIED . . . . .   | 97 700  | 19 700                  | 15 800                   | 10 800                   | 17 500                   | 16 900                     | 9 300                      | 5 600                      | 2 000                  | 7400                     |
| ALL WIRING CONCEALED IN WALLS OR METAL COVERING . . . . .         | 93 500  | 18 300                  | 15 200                   | 10 700                   | 17 200                   | 16 100                     | 9 000                      | 5 100                      | 2 000                  | 7500                     |
| SOME OR ALL WIRING EXPOSED . . . . .                              | 4 200   | 1 400                   | 700                      | 200                      | 300                      | 800                        | 300                        | 500                        | -                      | 5000                     |
| NOT REPORTED . . . . .  | -       | -                       | -                        | -                        | -                        | -                          | -                          | -                          | -                      | -                        |
| ELECTRIC WALL OUTLETS   |         |                         |                          |                          |                          |                            |                            |                            |                        |                          |
| OWNER OCCUPIED . . . . .  | 52 300  | 4 300                   | 3 600                    | 5 800                    | 5 600                    | 8 000                      | 10 700                     | 4 600                      | 9 700                  | 14200                    |
| WITH WORKING OUTLETS IN EACH ROOM . . . . .                       | 50 000  | 4 000                   | 3 300                    | 5 600                    | 5 500                    | 7 600                      | 9 900                      | 4 600                      | 9 700                  | 14400                    |
| LACKING WORKING OUTLETS IN SOME OR ALL ROOMS . . . . .            | 2 300   | 300                     | 300                      | 300                      | 200                      | 500                        | 800                        | -                          | -                      | ...                      |
| NOT REPORTED . . . . .  | -       | -                       | -                        | -                        | -                        | -                          | -                          | -                          | -                      | -                        |
| RENTER OCCUPIED . . . . .   | 97 700  | 19 700                  | 15 800                   | 10 800                   | 17 500                   | 16 900                     | 9 300                      | 5 600                      | 2 000                  | 7400                     |
| WITH WORKING OUTLETS IN EACH ROOM . . . . .                       | 89 100  | 16 800                  | 13 700                   | 9 700                    | 16 600                   | 15 900                     | 8 800                      | 5 600                      | 2 000                  | 7800                     |
| LACKING WORKING OUTLETS IN SOME OR ALL ROOMS . . . . .            | 8 600   | 3 000                   | 2 100                    | 1 100                    | 900                      | 1 000                      | 500                        | -                          | -                      | 4300                     |
| NOT REPORTED . . . . .  | -       | -                       | -                        | -                        | -                        | -                          | -                          | -                          | -                      | -                        |
| BASEMENT  |         |                         |                          |                          |                          |                            |                            |                            |                        |                          |
| OWNER OCCUPIED . . . . .  | 52 300  | 4 300                   | 3 600                    | 5 800                    | 5 600                    | 8 000                      | 10 700                     | 4 600                      | 9 700                  | 14200                    |
| WITH BASEMENT . . . . .   | 47 600  | 4 000                   | 3 000                    | 5 700                    | 4 500                    | 7 400                      | 10 000                     | 4 100                      | 6 900                  | 14400                    |
| NO WATER LEAKAGE . . . . .  | 40 500  | 3 400                   | 2 500                    | 4 700                    | 3 900                    | 5 900                      | 8 600                      | 4 000                      | 7 500                  | 14800                    |
| WITH WATER LEAKAGE . . . . .                                      | 6 800   | 500                     | 500                      | 900                      | 600                      | 1 300                      | 1 400                      | 200                        | 1 400                  | 13300                    |
| DON'T KNOW . . . . .  | 300     | 200                     | -                        | -                        | -                        | 200                        | -                          | -                          | -                      | ...                      |
| NOT REPORTED . . . . .  | -       | -                       | -                        | -                        | -                        | -                          | -                          | -                          | -                      | -                        |
| NO BASEMENT . . . . .   | 4 700   | 300                     | 600                      | 200                      | 1 100                    | 600                        | 800                        | 500                        | 800                    | 12000                    |
| RENTER OCCUPIED . . . . .   | 97 700  | 19 700                  | 15 800                   | 10 800                   | 17 500                   | 16 900                     | 9 300                      | 5 600                      | 2 000                  | 7400                     |
| WITH BASEMENT . . . . .   | 72 600  | 14 100                  | 12 000                   | 8 100                    | 12 000                   | 13 100                     | 7 800                      | 4 100                      | 1 400                  | 7500                     |
| NO WATER LEAKAGE . . . . .  | 41 500  | 6 600                   | 5 900                    | 5 300                    | 7 600                    | 7 900                      | 4 800                      | 2 500                      | 1 000                  | 4200                     |
| WITH WATER LEAKAGE . . . . .                                      | 10 500  | 2 400                   | 1 500                    | 1 800                    | 1 900                    | 1 900                      | 1 100                      | 700                        | 200                    | 7700                     |
| DON'T KNOW . . . . .  | 20 300  | 4 900                   | 4 600                    | 1 900                    | 2 600                    | 3 200                      | 1 800                      | 1 000                      | 300                    | 5600                     |
| NOT REPORTED . . . . .  | 300     | 200                     | -                        | -                        | 200                      | -                          | -                          | -                          | -                      | ...                      |
| NO BASEMENT . . . . .   | 25 100  | 5 600                   | 3 800                    | 2 700                    | 5 600                    | 3 800                      | 1 500                      | 1 400                      | 600                    | 7200                     |
| ROOF  |         |                         |                          |                          |                          |                            |                            |                            |                        |                          |
| OWNER OCCUPIED . . . . .  | 52 300  | 4 300                   | 3 600                    | 5 800                    | 5 600                    | 8 000                      | 10 700                     | 4 600                      | 9 700                  | 14200                    |
| NO WATER LEAKAGE . . . . .  | 46 200  | 3 100                   | 2 800                    | 5 200                    | 4 800                    | 7 200                      | 9 800                      | 4 600                      | 6 700                  | 15000                    |
| WITH WATER LEAKAGE . . . . .                                      | 5 600   | 1 100                   | 800                      | 600                      | 800                      | 600                        | 600                        | 1 000                      | 1 000                  | 7800                     |
| DON'T KNOW . . . . .  | 200     | -                       | -                        | -                        | -                        | 200                        | -                          | -                          | -                      | ...                      |
| NOT REPORTED . . . . .  | 300     | -                       | -                        | -                        | -                        | -                          | 300                        | -                          | -                      | ...                      |
| RENTER OCCUPIED . . . . .   | 97 700  | 19 700                  | 15 800                   | 10 800                   | 17 500                   | 16 900                     | 9 300                      | 5 600                      | 2 000                  | 7400                     |
| NO WATER LEAKAGE . . . . .  | 72 100  | 14 800                  | 10 300                   | 7 200                    | 13 400                   | 13 400                     | 7 400                      | 4 400                      | 1 200                  | 7800                     |
| WITH WATER LEAKAGE . . . . .                                      | 17 100  | 3 200                   | 4 200                    | 3 000                    | 2 700                    | 1 400                      | 1 900                      | 200                        | 500                    | 4500                     |
| DON'T KNOW . . . . .  | 4 500   | 1 800                   | 1 300                    | 600                      | 1 400                    | 1 900                      | 800                        | 300                        | 300                    | 6100                     |
| NOT REPORTED . . . . .  | -       | -                       | -                        | -                        | -                        | -                          | -                          | -                          | -                      | -                        |
| INTERIOR CEILINGS AND WALLS                                       |         |                         |                          |                          |                          |                            |                            |                            |                        |                          |
| OWNER OCCUPIED . . . . .  | 52 300  | 4 300                   | 3 600                    | 5 800                    | 5 600                    | 8 000                      | 10 700                     | 4 600                      | 9 700                  | 14200                    |
| OPEN CRACKS OR HOLES: . . . . .                                   | 48 700  | 3 800                   | 3 100                    | 5 200                    | 5 100                    | 7 400                      | 10 100                     | 4 400                      | 4 500                  | 14800                    |
| NO OPEN CRACKS OR HOLES . . . . .                                 | 3 700   | 500                     | 500                      | 600                      | 500                      | 700                        | 500                        | 200                        | 100                    | ...                      |
| WITH OPEN CRACKS OR HOLES . . . . .                               | -       | -                       | -                        | -                        | -                        | -                          | -                          | -                          | -                      | -                        |
| NOT REPORTED . . . . .  | -       | -                       | -                        | -                        | -                        | -                          | -                          | -                          | -                      | -                        |
| BROKEN PLASTER: . . . . .   | 50 100  | 3 800                   | 3 300                    | 5 700                    | 5 500                    | 7 500                      | 10 200                     | 4 600                      | 9 500                  | 14500                    |
| NO BROKEN PLASTER . . . . .                                       | 2 200   | 500                     | 300                      | 100                      | 200                      | 500                        | 500                        | 100                        | 100                    | ...                      |
| WITH BROKEN PLASTER . . . . .                                     | -       | -                       | -                        | -                        | -                        | -                          | -                          | -                          | -                      | -                        |
| NOT REPORTED . . . . .  | -       | -                       | -                        | -                        | -                        | -                          | -                          | -                          | -                      | -                        |
| PEELING PAINT: . . . . .  | 50 100  | 4 000                   | 3 300                    | 5 500                    | 5 300                    | 7 700                      | 10 600                     | 4 100                      | 4 700                  | 14500                    |
| NO PEELING PAINT . . . . .  | 2 200   | 300                     | 300                      | 300                      | 300                      | 300                        | 200                        | 500                        | -                      | ...                      |
| WITH PEELING PAINT . . . . .                                      | -       | -                       | -                        | -                        | -                        | -                          | -                          | -                          | -                      | -                        |
| NOT REPORTED . . . . .  | -       | -                       | -                        | -                        | -                        | -                          | -                          | -                          | -                      | -                        |
| RENTER OCCUPIED . . . . .   | 97 700  | 19 700                  | 15 800                   | 10 800                   | 17 500                   | 16 900                     | 9 300                      | 5 600                      | 2 000                  | 7400                     |
| OPEN CRACKS OR HOLES: . . . . .                                   | 69 800  | 11 600                  | 10 600                   | 7 300                    | 12 600                   | 13 900                     | 7 700                      | 4 700                      | 1 900                  | 4300                     |
| NO OPEN CRACKS OR HOLES . . . . .                                 | 27 700  | 8 000                   | 5 300                    | 3 500                    | 5 000                    | 3 000                      | 1 600                      | 1 200                      | 200                    | 3000                     |
| WITH OPEN CRACKS OR HOLES . . . . .                               | 200     | 200                     | -                        | -                        | -                        | -                          | -                          | -                          | -                      | ...                      |
| NOT REPORTED . . . . .  | -       | -                       | -                        | -                        | -                        | -                          | -                          | -                          | -                      | -                        |
| BROKEN PLASTER: . . . . .   | 82 600  | 15 800                  | 13 100                   | 9 100                    | 13 900                   | 15 200                     | 8 300                      | 5 200                      | 2 000                  | 7700                     |
| NO BROKEN PLASTER . . . . .                                       | 15 100  | 3 900                   | 2 700                    | 1 700                    | 3 700                    | 1 700                      | 1 000                      | 300                        | 300                    | 4000                     |
| WITH BROKEN PLASTER . . . . .                                     | -       | -                       | -                        | -                        | -                        | -                          | -                          | -                          | -                      | -                        |
| NOT REPORTED . . . . .  | -       | -                       | -                        | -                        | -                        | -                          | -                          | -                          | -                      | -                        |
| PEELING PAINT: . . . . .  | 84 800  | 15 600                  | 13 400                   | 9 500                    | 14 700                   | 15 500                     | 8 200                      | 5 600                      | 2 000                  | 7700                     |
| NO PEELING PAINT . . . . .  | 12 900  | 4 200                   | 2 100                    | 1 300                    | 2 900                    | 1 400                      | 1 100                      | -                          | -                      | 5000                     |
| WITH PEELING PAINT . . . . .                                      | -       | -                       | -                        | -                        | -                        | -                          | -                          | -                          | -                      | -                        |
| NOT REPORTED . . . . .  | -       | -                       | -                        | -                        | -                        | -                          | -                          | -                          | -                      | -                        |
| INTERIOR FLOORS   |         |                         |                          |                          |                          |                            |                            |                            |                        |                          |
| OWNER OCCUPIED . . . . .  | 52 300  | 4 300                   | 3 600                    | 5 800                    | 5 600                    | 8 000                      | 10 700                     | 4 600                      | 9 700                  | 14200                    |
| NO HOLES IN FLOOR . . . . .                                       | 51 000  | 4 100                   | 3 300                    | 5 800                    | 5 300                    | 7 900                      | 10 400                     | 4 600                      | 9 700                  | 14400                    |
| WITH HOLES IN FLOOR . . . . .                                     | 1 100   | 200                     | 100                      | -                        | 300                      | 700                        | 300                        | -                          | -                      | ...                      |
| NOT REPORTED . . . . .  | 200     | -                       | 200                      | -                        | -                        | -                          | -                          | -                          | -                      | ...                      |
| RENTER OCCUPIED . . . . .   | 97 700  | 19 700                  | 15 800                   | 10 800                   | 17 500                   | 16 900                     | 9 300                      | 5 600                      | 2 000                  | 7400                     |
| NO HOLES IN FLOOR . . . . .                                       | 86 300  | 15 900                  | 13 700                   | 9 300                    | 15 400                   | 15 900                     | 8 800                      | 5 200                      | 2 000                  | 7800                     |
| WITH HOLES IN FLOOR . . . . .                                     | 10 600  | 3 700                   | 1 800                    | 1 400                    | 2 100                    | 1 000                      | 300                        | 300                        | -                      | 4800                     |
| NOT REPORTED . . . . .  | 800     | 200                     | 300                      | 200                      | -                        | -                          | 100                        | -                          | -                      | ...                      |

TABLE A-14. INCOME OF FAMILIES AND PRIMARY INDIVIDUALS BY DEFICIENCIES IN SELECTED STRUCTURAL CHARACTERISTICS FOR HOUSING UNITS WITH BLACK HOUSEHOLD HEAD: 1976--CONTINUED

(DATA BASED ON SAMPLE, SEE TEXT. FOR MINIMUM BASE FOR DERIVED FIGURES (PERCENT, MEDIAN, ETC.) AND MEANING OF SYMBOLS, SEE TEXT)

| STANDARD METROPOLITAN STATISTICAL AREA<br>BALTIMORE, MD.<br>TOTAL | TOTAL  | LESS<br>THAN<br>\$3,000 | \$3,000<br>TO<br>\$4,999 | \$5,000<br>TO<br>\$6,999 | \$7,000<br>TO<br>\$9,999 | \$10,000<br>TO<br>\$14,999 | \$15,000<br>TO<br>\$19,999 | \$20,000<br>TO<br>\$24,999 | \$25,000<br>OR<br>MORE | MEDIAN<br>(DOL-<br>LARS) |
|---|--------|-------------------------|--------------------------|--------------------------|--------------------------|----------------------------|----------------------------|----------------------------|------------------------|--------------------------|
| ALL OCCUPIED HOUSING UNITS--CONTINUED                             |        |                         |                          |                          |                          |                            |                            |                            |                        |                          |
| SELECTED STRUCTURAL DEFICIENCIES AND WISH TO MOVE                 |        |                         |                          |                          |                          |                            |                            |                            |                        |                          |
| OWNER OCCUPIED . . . . .  | 52 300 | 4 300                   | 3 600                    | 5 800                    | 5 600                    | 8 000                      | 10 700                     | 4 600                      | 9 700                  | 14200                    |
| WITH STRUCTURAL DEFICIENCIES . . . . .                            | 14 600 | 1 600                   | 1 400                    | 1 900                    | 1 900                    | 2 300                      | 2 700                      | 600                        | 2 200                  | 11100                    |
| HOUSEHOLD WOULD LIKE TO MOVE . . . . .                            | 700    | 200                     | -                        | 200                      | -                        | -                          | 200                        | -                          | 200                    | ...                      |
| BECAUSE OF 1 CONDITION . . . . .                                  | 300    | -                       | -                        | 200                      | -                        | -                          | 200                        | -                          | -                      | ...                      |
| BECAUSE OF 2 CONDITIONS . . . . .                                 | 200    | -                       | -                        | -                        | -                        | -                          | -                          | -                          | 200                    | ...                      |
| BECAUSE OF 3 OR MORE CONDITIONS . . . . .                         | 200    | 200                     | -                        | -                        | -                        | -                          | -                          | -                          | -                      | ...                      |
| HOUSEHOLD WOULD NOT LIKE TO MOVE . . . . .                        | 13 800 | 1 400                   | 1 400                    | 1 600                    | 1 900                    | 2 300                      | 2 500                      | 600                        | 2 100                  | 11300                    |
| NOT REPORTED . . . . .  | 200    | -                       | -                        | 200                      | -                        | -                          | -                          | -                          | -                      | ...                      |
| NO STRUCTURAL DEFICIENCIES . . . . .                              | 37 700 | 2 700                   | 2 200                    | 4 000                    | 3 700                    | 5 800                      | 8 000                      | 3 900                      | 7 500                  | 15400                    |
| NOT REPORTED . . . . .  | -      | -                       | -                        | -                        | -                        | -                          | -                          | -                          | -                      | -                        |
| RENTER OCCUPIED . . . . .   | 97 700 | 19 700                  | 15 800                   | 10 800                   | 17 500                   | 16 900                     | 9 300                      | 5 600                      | 2 000                  | 7400                     |
| WITH STRUCTURAL DEFICIENCIES . . . . .                            | 45 200 | 11 300                  | 8 000                    | 4 800                    | 8 500                    | 6 500                      | 3 200                      | 2 200                      | 600                    | 6400                     |
| HOUSEHOLD WOULD LIKE TO MOVE . . . . .                            | 17 400 | 4 300                   | 3 500                    | 2 200                    | 3 900                    | 1 600                      | 1 500                      | 300                        | -                      | 5700                     |
| BECAUSE OF 1 CONDITION . . . . .                                  | 3 400  | 1 000                   | 600                      | 300                      | 600                      | 300                        | 500                        | -                          | -                      | ...                      |
| BECAUSE OF 2 CONDITIONS . . . . .                                 | 4 400  | 1 000                   | 1 000                    | 200                      | 1 300                    | 500                        | 300                        | 200                        | -                      | 7200                     |
| BECAUSE OF 3 OR MORE CONDITIONS . . . . .                         | 9 600  | 2 400                   | 1 900                    | 1 800                    | 1 900                    | 800                        | 600                        | 200                        | -                      | 5500                     |
| HOUSEHOLD WOULD NOT LIKE TO MOVE . . . . .                        | 26 500 | 6 800                   | 4 300                    | 2 500                    | 4 500                    | 4 900                      | 1 300                      | 1 700                      | 500                    | 6700                     |
| NOT REPORTED . . . . .  | 1 300  | 200                     | 200                      | -                        | 200                      | -                          | 500                        | 200                        | 200                    | ...                      |
| NO STRUCTURAL DEFICIENCIES . . . . .                              | 52 500 | 8 400                   | 7 800                    | 6 100                    | 9 000                    | 10 400                     | 6 100                      | 3 300                      | 1 400                  | 8300                     |
| NOT REPORTED . . . . .  | -      | -                       | -                        | -                        | -                        | -                          | -                          | -                          | -                      | -                        |
| OVERALL OPINION OF STRUCTURE                                      |        |                         |                          |                          |                          |                            |                            |                            |                        |                          |
| OWNER OCCUPIED . . . . .  | 52 300 | 4 300                   | 3 600                    | 5 800                    | 5 600                    | 8 000                      | 10 700                     | 4 600                      | 9 700                  | 14200                    |
| EXCELLENT . . . . .   | 17 300 | 1 400                   | 600                      | 2 300                    | 1 300                    | 2 700                      | 3 300                      | 1 100                      | 4 600                  | 15500                    |
| GOOD . . . . .  | 26 800 | 2 000                   | 2 200                    | 2 600                    | 2 700                    | 4 500                      | 5 600                      | 3 300                      | 3 800                  | 14200                    |
| FAIR . . . . .  | 8 100  | 800                     | 800                      | 900                      | 1 600                    | 800                        | 1 700                      | 200                        | 1 300                  | 9800                     |
| POOR . . . . .  | 100    | -                       | -                        | -                        | -                        | -                          | 100                        | -                          | -                      | ...                      |
| NOT REPORTED . . . . .  | -      | -                       | -                        | -                        | -                        | -                          | -                          | -                          | -                      | -                        |
| RENTER OCCUPIED . . . . .   | 97 700 | 19 700                  | 15 800                   | 10 800                   | 17 500                   | 16 900                     | 9 300                      | 5 600                      | 2 000                  | 7400                     |
| EXCELLENT . . . . .   | 11 100 | 1 300                   | 2 400                    | 300                      | 1 700                    | 2 400                      | 1 500                      | 1 100                      | 500                    | 9700                     |
| GOOD . . . . .  | 34 100 | 5 800                   | 3 700                    | 5 300                    | 5 500                    | 5 800                      | 4 500                      | 2 700                      | 800                    | 8200                     |
| FAIR . . . . .  | 38 200 | 8 300                   | 6 800                    | 3 800                    | 7 800                    | 6 800                      | 2 500                      | 1 300                      | 800                    | 7100                     |
| POOR . . . . .  | 14 000 | 4 300                   | 2 900                    | 1 400                    | 2 400                    | 1 900                      | 700                        | 300                        | -                      | 4800                     |
| NOT REPORTED . . . . .  | 300    | -                       | -                        | -                        | -                        | -                          | 200                        | 200                        | -                      | ...                      |

TABLE A-15. INCOME OF FAMILIES AND PRIMARY INDIVIDUALS BY FAILURES IN PLUMBING FACILITIES AND EQUIPMENT FOR HOUSING UNITS WITH BLACK HOUSEHOLD HEAD: 1976

(DATA BASED ON SAMPLE, SEE TEXT. FOR MINIMUM BASE FOR DERIVED FIGURES (PERCENT, MEDIAN, ETC.) AND MEANING OF SYMBOLS, SEE TEXT)

| STANDARD METROPOLITAN STATISTICAL AREA<br>BALTIMORE, MD.<br>TOTAL | TOTAL  | LESS<br>THAN<br>\$3,000 | \$3,000<br>TO<br>\$4,999 | \$5,000<br>TO<br>\$6,999 | \$7,000<br>TO<br>\$9,999 | \$10,000<br>TO<br>\$14,999 | \$15,000<br>TO<br>\$19,999 | \$20,000<br>TO<br>\$24,999 | \$25,000<br>OR<br>MORE | MEDIAN<br>(DOL-<br>LARS) |
|---|--------|-------------------------|--------------------------|--------------------------|--------------------------|----------------------------|----------------------------|----------------------------|------------------------|--------------------------|
| UNITS OCCUPIED 3 MONTHS OR LONGER . . . . .                       |        |                         |                          |                          |                          |                            |                            |                            |                        |                          |
| WATER SUPPLY  |        |                         |                          |                          |                          |                            |                            |                            |                        |                          |
| OWNER OCCUPIED . . . . .  | 51 000 | 4 300                   | 3 600                    | 5 800                    | 5 100                    | 7 900                      | 10 600                     | 4 600                      | 9 200                  | 14200                    |
| WITH PIPED WATER INSIDE STRUCTURE . . . . .                       | 50 300 | 4 100                   | 3 300                    | 5 800                    | 5 100                    | 7 700                      | 10 400                     | 4 600                      | 9 200                  | 14400                    |
| NO BREAKDOWNS . . . . .   | 48 600 | 4 000                   | 3 300                    | 5 800                    | 5 100                    | 7 400                      | 9 800                      | 4 600                      | 6 600                  | 14100                    |
| WITH BREAKDOWNS . . . . .   | 1 400  | 100                     | -                        | -                        | -                        | 300                        | 500                        | -                          | 500                    | ...                      |
| UNUSABLE 6 CONSECUTIVE HOURS OR LONGER:                           |        |                         |                          |                          |                          |                            |                            |                            |                        |                          |
| 1 TIME . . . . .  | 900    | -                       | -                        | -                        | -                        | 100                        | 500                        | -                          | 300                    | ...                      |
| 2 TIMES . . . . .   | 200    | -                       | -                        | -                        | -                        | 200                        | -                          | -                          | -                      | ...                      |
| 3 TIMES OR MORE . . . . .   | 300    | 100                     | -                        | -                        | -                        | -                          | -                          | -                          | 200                    | ...                      |
| NOT REPORTED . . . . .  | -      | -                       | -                        | -                        | -                        | -                          | -                          | -                          | -                      | ...                      |
| DON'T KNOW . . . . .  | 200    | -                       | -                        | -                        | -                        | -                          | 200                        | -                          | -                      | ...                      |
| NOT REPORTED . . . . .  | 200    | -                       | -                        | -                        | -                        | -                          | -                          | -                          | 200                    | ...                      |
| REASON FOR BREAKDOWN:   |        |                         |                          |                          |                          |                            |                            |                            |                        |                          |
| PROBLEMS INSIDE BUILDING . . . . .                                | 500    | -                       | -                        | -                        | -                        | 200                        | 100                        | -                          | 200                    | ...                      |
| PROBLEMS OUTSIDE BUILDING . . . . .                               | 900    | 100                     | -                        | -                        | -                        | 100                        | 300                        | -                          | 300                    | ...                      |
| NOT REPORTED . . . . .  | -      | -                       | -                        | -                        | -                        | -                          | -                          | -                          | -                      | ...                      |
| NO PIPED WATER INSIDE STRUCTURE . . . . .                         | 700    | 100                     | 300                      | -                        | -                        | 100                        | 100                        | -                          | -                      | ...                      |
| RENTER OCCUPIED . . . . .   | 91 600 | 18 300                  | 14 800                   | 10 200                   | 16 900                   | 15 600                     | 8 800                      | 5 100                      | 1 900                  | 7400                     |
| WITH PIPED WATER INSIDE STRUCTURE . . . . .                       | 91 000 | 18 200                  | 14 700                   | 10 000                   | 16 800                   | 15 600                     | 8 800                      | 5 100                      | 1 900                  | 7500                     |
| NO BREAKDOWNS . . . . .   | 86 100 | 16 400                  | 14 200                   | 9 400                    | 16 300                   | 14 700                     | 8 700                      | 4 700                      | 1 700                  | 7600                     |
| WITH BREAKDOWNS . . . . .   | 4 300  | 1 600                   | 500                      | 500                      | 500                      | 800                        | 300                        | 100                        | 100                    | 5300                     |
| UNUSABLE 6 CONSECUTIVE HOURS OR LONGER:                           |        |                         |                          |                          |                          |                            |                            |                            |                        |                          |
| 1 TIME . . . . .  | 3 000  | 800                     | 500                      | 300                      | 300                      | 800                        | -                          | 200                        | 100                    | ...                      |
| 2 TIMES . . . . .   | 800    | 300                     | -                        | 200                      | 200                      | -                          | -                          | 200                        | -                      | ...                      |
| 3 TIMES OR MORE . . . . .   | 500    | 500                     | -                        | -                        | -                        | -                          | -                          | -                          | -                      | ...                      |
| NOT REPORTED . . . . .  | -      | -                       | -                        | -                        | -                        | -                          | -                          | -                          | -                      | ...                      |
| DON'T KNOW . . . . .  | 300    | 200                     | -                        | 200                      | -                        | -                          | -                          | -                          | -                      | ...                      |
| NOT REPORTED . . . . .  | 300    | -                       | -                        | -                        | -                        | 200                        | 200                        | -                          | -                      | ...                      |
| REASON FOR BREAKDOWN:   |        |                         |                          |                          |                          |                            |                            |                            |                        |                          |
| PROBLEMS INSIDE BUILDING . . . . .                                | 2 800  | 1 300                   | 100                      | 500                      | 500                      | 200                        | -                          | 200                        | 100                    | ...                      |
| PROBLEMS OUTSIDE BUILDING . . . . .                               | 1 200  | 300                     | 300                      | -                        | -                        | 600                        | -                          | -                          | -                      | ...                      |
| NOT REPORTED . . . . .  | 200    | -                       | -                        | -                        | -                        | -                          | -                          | 200                        | -                      | ...                      |
| NO PIPED WATER INSIDE STRUCTURE . . . . .                         | 600    | 200                     | 200                      | 100                      | 200                      | -                          | -                          | -                          | -                      | ...                      |



TABLE A-15. INCOME OF FAMILIES AND PRIMARY INDIVIDUALS BY FAILURES IN PLUMBING FACILITIES AND EQUIPMENT FOR HOUSING UNITS WITH BLACK HOUSEHOLD HEAD: 1976--CONTINUED

(DATA BASED ON SAMPLE, SEE TEXT. FOR MINIMUM BASE FOR DERIVED FIGURES (PERCENT, MEDIAN, ETC.) AND MEANING OF SYMBOLS, SEE TEXT)

| STANDARD METROPOLITAN STATISTICAL AREA<br>BALTIMORE, MD.<br>TOTAL | TOTAL  | LESS<br>THAN<br>\$3,000 | \$3,000<br>TO<br>\$4,999 | \$5,000<br>TO<br>\$6,999 | \$7,000<br>TO<br>\$9,999 | \$10,000<br>TO<br>\$14,999 | \$15,000<br>TO<br>\$19,999 | \$20,000<br>TO<br>\$24,999 | \$25,000<br>OR<br>MORE | MEDIAN<br>(DOL-<br>LARS) |
|---|--------|-------------------------|--------------------------|--------------------------|--------------------------|----------------------------|----------------------------|----------------------------|------------------------|--------------------------|
| UNITS OCCUPIED LAST WINTER--CONTINUED                             |        |                         |                          |                          |                          |                            |                            |                            |                        |                          |
| HEATING EQUIPMENT--CONTINUED                                      |        |                         |                          |                          |                          |                            |                            |                            |                        |                          |
| RENTER OCCUPIED   | 83 000 | 16 600                  | 14 000                   | 8 900                    | 14 500                   | 14 800                     | 8 000                      | 4 400                      | 1 700                  | 7400                     |
| WITH HEATING EQUIPMENT  | 82 700 | 16 400                  | 13 900                   | 8 900                    | 14 500                   | 14 800                     | 8 000                      | 4 400                      | 1 700                  | 7400                     |
| NO BREAKDOWNS   | 66 800 | 12 800                  | 10 200                   | 7 700                    | 12 100                   | 11 800                     | 6 200                      | 4 300                      | 1 700                  | 7700                     |
| WITH BREAKDOWNS   | 17 700 | 3 500                   | 3 000                    | 1 100                    | 1 900                    | 2 600                      | 1 300                      | 200                        | -                      | 5500                     |
| 1 TIME  | 5 600  | 1 400                   | 600                      | 600                      | 600                      | 1 400                      | 700                        | 200                        | -                      | 7400                     |
| 2 TIMES   | 4 300  | 1 100                   | 900                      | 200                      | 1 000                    | 800                        | 300                        | -                          | -                      | 6300                     |
| 3 TIMES   | 1 100  | 300                     | 600                      | -                        | -                        | -                          | 200                        | -                          | -                      | ...                      |
| 4 TIMES OR MORE   | 2 600  | 700                     | 800                      | 300                      | 300                      | 300                        | 200                        | -                          | -                      | ...                      |
| NOT REPORTED  | -      | -                       | -                        | -                        | -                        | -                          | -                          | -                          | -                      | ...                      |
| NO HEATING EQUIPMENT  | 2 200  | 100                     | 600                      | -                        | 500                      | 500                        | 500                        | -                          | -                      | ...                      |
|   | 300    | 200                     | 200                      | -                        | -                        | -                          | -                          | -                          | -                      | ...                      |
| INSUFFICIENT HEAT   |        |                         |                          |                          |                          |                            |                            |                            |                        |                          |
| ADDITIONAL HEAT SOURCE:   |        |                         |                          |                          |                          |                            |                            |                            |                        |                          |
| OWNER OCCUPIED  | 50 400 | 4 300                   | 3 600                    | 5 800                    | 5 300                    | 7 600                      | 10 400                     | 4 400                      | 9 000                  | 14100                    |
| WITH SPECIFIED HEATING EQUIPMENT                                  | 49 800 | 4 100                   | 3 600                    | 5 800                    | 5 100                    | 7 600                      | 10 200                     | 4 300                      | 9 000                  | 14100                    |
| NO ADDITIONAL HEAT SOURCE USED                                    | 44 600 | 3 700                   | 2 800                    | 5 500                    | 4 700                    | 6 500                      | 9 400                      | 3 800                      | 8 400                  | 14500                    |
| USED KITCHEN STOVE, FIREPLACE,<br>OR PORTABLE HEATER              | 5 200  | 500                     | 700                      | 300                      | 800                      | 1 000                      | 800                        | 500                        | 600                    | 11500                    |
| NOT REPORTED  | -      | -                       | -                        | -                        | -                        | -                          | -                          | -                          | -                      | ...                      |
| LACKING SPECIFIED HEATING EQUIPMENT OR NONE                       | 600    | 100                     | -                        | -                        | 200                      | -                          | 100                        | 200                        | -                      | ...                      |
| RENTER OCCUPIED   | 83 000 | 16 600                  | 14 000                   | 8 900                    | 14 500                   | 14 800                     | 8 000                      | 4 400                      | 1 700                  | 7400                     |
| WITH SPECIFIED HEATING EQUIPMENT                                  | 80 400 | 15 500                  | 13 400                   | 8 100                    | 14 500                   | 14 700                     | 8 000                      | 4 400                      | 1 700                  | 7700                     |
| NO ADDITIONAL HEAT SOURCE USED                                    | 52 500 | 8 900                   | 7 200                    | 5 400                    | 9 400                    | 10 700                     | 6 100                      | 3 500                      | 1 300                  | 8500                     |
| USED KITCHEN STOVE, FIREPLACE,<br>OR PORTABLE HEATER              | 25 700 | 6 400                   | 5 600                    | 2 700                    | 4 600                    | 3 500                      | 1 600                      | 800                        | 500                    | 5600                     |
| NOT REPORTED  | 2 200  | 100                     | 600                      | -                        | 500                      | 500                        | 300                        | 200                        | -                      | ...                      |
| LACKING SPECIFIED HEATING EQUIPMENT OR NONE                       | 2 600  | 1 100                   | 600                      | 800                      | -                        | 200                        | -                          | -                          | -                      | ...                      |
| ROOMS LACKING SPECIFIED HEAT SOURCE:                              |        |                         |                          |                          |                          |                            |                            |                            |                        |                          |
| OWNER OCCUPIED  | 50 400 | 4 300                   | 3 600                    | 5 800                    | 5 300                    | 7 600                      | 10 400                     | 4 400                      | 9 000                  | 14100                    |
| WITH SPECIFIED HEATING EQUIPMENT                                  | 49 800 | 4 100                   | 3 600                    | 5 800                    | 5 100                    | 7 600                      | 10 200                     | 4 300                      | 9 000                  | 14100                    |
| NO ROOMS LACKING AIR DUCTS, REGISTERS,<br>RADIATORS, OR HEATERS   | 43 800 | 3 800                   | 3 100                    | 4 700                    | 4 700                    | 6 500                      | 8 700                      | 4 100                      | 8 500                  | 14300                    |
| ROOMS LACKING AIR DUCTS, REGISTERS, RADIATORS,<br>OR HEATERS      | 6 000  | 300                     | 500                      | 1 100                    | 500                      | 1 100                      | 1 600                      | 200                        | 800                    | 12700                    |
| 1 ROOM  | 6 400  | 300                     | 300                      | 500                      | 200                      | 800                        | 900                        | -                          | 300                    | ...                      |
| 2 ROOMS   | 500    | -                       | -                        | -                        | -                        | -                          | 200                        | -                          | 300                    | ...                      |
| 3 ROOMS OR MORE   | 2 300  | 100                     | 100                      | 600                      | 300                      | 300                        | 500                        | 200                        | 200                    | ...                      |
| NOT REPORTED  | -      | -                       | -                        | -                        | -                        | -                          | -                          | -                          | -                      | ...                      |
| LACKING SPECIFIED HEATING EQUIPMENT OR NONE                       | 600    | 100                     | -                        | -                        | 200                      | -                          | 100                        | 200                        | -                      | ...                      |
| RENTER OCCUPIED   | 83 000 | 16 600                  | 14 000                   | 8 900                    | 14 500                   | 14 800                     | 8 000                      | 4 400                      | 1 700                  | 7400                     |
| WITH SPECIFIED HEATING EQUIPMENT                                  | 80 400 | 15 500                  | 13 400                   | 8 100                    | 14 500                   | 14 700                     | 8 000                      | 4 400                      | 1 700                  | 7700                     |
| NO ROOMS LACKING AIR DUCTS, REGISTERS,<br>RADIATORS, OR HEATERS   | 69 800 | 13 800                  | 11 100                   | 6 800                    | 11 900                   | 12 900                     | 7 200                      | 4 300                      | 1 700                  | 7800                     |
| ROOMS LACKING AIR DUCTS, REGISTERS, RADIATORS,<br>OR HEATERS      | 10 400 | 1 700                   | 2 100                    | 1 300                    | 2 600                    | 1 700                      | 800                        | 200                        | -                      | 7100                     |
| 1 ROOM  | 6 400  | 1 100                   | 1 500                    | 800                      | 1 100                    | 1 300                      | 500                        | 200                        | -                      | 8600                     |
| 2 ROOMS   | 2 200  | 100                     | 200                      | 300                      | 1 000                    | 300                        | 300                        | -                          | -                      | ...                      |
| 3 ROOMS OR MORE   | 1 700  | 500                     | 500                      | 200                      | 500                      | 200                        | -                          | -                          | -                      | ...                      |
| NOT REPORTED  | 200    | -                       | 200                      | -                        | -                        | -                          | -                          | -                          | -                      | ...                      |
| LACKING SPECIFIED HEATING EQUIPMENT OR NONE                       | 2 600  | 1 100                   | 600                      | 800                      | -                        | 200                        | -                          | -                          | -                      | ...                      |
| CLOSURE OF ROOMS:   |        |                         |                          |                          |                          |                            |                            |                            |                        |                          |
| OWNER OCCUPIED  | 50 400 | 4 300                   | 3 600                    | 5 800                    | 5 300                    | 7 600                      | 10 400                     | 4 400                      | 9 000                  | 14100                    |
| WITH HEATING EQUIPMENT  | 50 400 | 4 300                   | 3 600                    | 5 800                    | 5 300                    | 7 600                      | 10 400                     | 4 400                      | 9 000                  | 14100                    |
| NO ROOMS CLOSED   | 48 200 | 4 100                   | 3 300                    | 5 800                    | 5 100                    | 6 900                      | 9 800                      | 4 400                      | 8 700                  | 14100                    |
| CLOSED CERTAIN ROOMS  | 2 100  | 100                     | 300                      | -                        | 200                      | 700                        | 500                        | -                          | 300                    | ...                      |
| LIVING ROOM ONLY  | -      | -                       | -                        | -                        | -                        | -                          | -                          | -                          | -                      | ...                      |
| DINING ROOM ONLY  | -      | -                       | -                        | -                        | -                        | -                          | -                          | -                          | -                      | ...                      |
| 1 OR MORE BEDROOMS ONLY   | 1 000  | 100                     | 200                      | -                        | 200                      | 100                        | 300                        | -                          | -                      | ...                      |
| OTHER ROOMS OR COMBINATION  | 800    | -                       | 100                      | -                        | -                        | 200                        | 200                        | -                          | 300                    | ...                      |
| NOT REPORTED  | 300    | -                       | -                        | -                        | -                        | 300                        | -                          | -                          | -                      | ...                      |
| NOT REPORTED  | 200    | -                       | -                        | -                        | -                        | -                          | 200                        | -                          | -                      | ...                      |
| NO HEATING EQUIPMENT  | -      | -                       | -                        | -                        | -                        | -                          | -                          | -                          | -                      | ...                      |
| RENTER OCCUPIED   | 83 000 | 16 600                  | 14 000                   | 8 900                    | 14 500                   | 14 800                     | 8 000                      | 4 400                      | 1 700                  | 7400                     |
| WITH HEATING EQUIPMENT  | 82 700 | 16 400                  | 13 900                   | 8 900                    | 14 500                   | 14 800                     | 8 000                      | 4 400                      | 1 700                  | 7400                     |
| NO ROOMS CLOSED   | 72 000 | 14 700                  | 11 100                   | 8 100                    | 12 400                   | 13 200                     | 6 800                      | 4 300                      | 1 400                  | 7500                     |
| CLOSED CERTAIN ROOMS  | 8 500  | 1 600                   | 2 100                    | 800                      | 1 600                    | 1 100                      | 800                        | 200                        | 300                    | 6300                     |
| LIVING ROOM ONLY  | 1 800  | 500                     | 300                      | 300                      | 200                      | 300                        | 200                        | -                          | -                      | ...                      |
| DINING ROOM ONLY  | 200    | -                       | 200                      | -                        | -                        | -                          | -                          | -                          | -                      | ...                      |
| 1 OR MORE BEDROOMS ONLY   | 4 600  | 600                     | 1 100                    | 300                      | 1 300                    | 600                        | 500                        | -                          | 100                    | 7500                     |
| OTHER ROOMS OR COMBINATION  | 1 900  | 500                     | 500                      | 200                      | 200                      | 200                        | 200                        | 200                        | 200                    | ...                      |
| NOT REPORTED  | -      | -                       | -                        | -                        | -                        | -                          | -                          | -                          | -                      | ...                      |
| NOT REPORTED  | 2 200  | 100                     | 600                      | -                        | 500                      | 500                        | 500                        | -                          | -                      | ...                      |
| NO HEATING EQUIPMENT  | 300    | 200                     | 200                      | -                        | -                        | -                          | -                          | -                          | -                      | ...                      |

EXCLUDES ROOM HEATERS WITHOUT FLUE OR VENT, FIREPLACES, STOVES, AND PORTABLE HEATERS.

TABLE A-16. INCOME OF FAMILIES AND PRIMARY INDIVIDUALS BY SELECTED NEIGHBORHOOD CHARACTERISTICS FOR HOUSING UNITS WITH BLACK HOUSEHOLD HEAD: 1976

(DATA BASED ON SAMPLE, SEE TEXT. FOR MINIMUM BASE FOR DERIVED FIGURES (PERCENT, MEDIAN, ETC.) AND MEANING OF SYMBOLS, SEE TEXT)

| STANDARD METROPOLITAN STATISTICAL AREA<br>BALTIMORE, MD.<br>TOTAL | TOTAL  | LESS<br>THAN<br>\$3,000 | \$3,000<br>TO<br>\$4,999 | \$5,000<br>TO<br>\$6,999 | \$7,000<br>TO<br>\$9,999 | \$10,000<br>TO<br>\$14,999 | \$15,000<br>TO<br>\$19,999 | \$20,000<br>TO<br>\$24,999 | \$25,000<br>OR<br>MORE | MEDIAN<br>(DOLLARS) |
|---|--------|-------------------------|--------------------------|--------------------------|--------------------------|----------------------------|----------------------------|----------------------------|------------------------|---------------------|
| NEIGHBORHOOD CONDITIONS AND WISH TO MOVE <sup>1</sup>             |        |                         |                          |                          |                          |                            |                            |                            |                        |                     |
| OWNER OCCUPIED . . . . .  | 52 300 | 4 300                   | 3 600                    | 5 800                    | 5 600                    | 8 000                      | 10 700                     | 4 600                      | 9 700                  | 14200               |
| NO STREET OR HIGHWAY NOISE . . . . .                              | 34 100 | 2 900                   | 2 200                    | 3 100                    | 3 000                    | 5 700                      | 6 900                      | 3 000                      | 7 300                  | 15100               |
| WITH STREET OR HIGHWAY NOISE . . . . .                            | 18 200 | 1 400                   | 1 400                    | 2 700                    | 2 600                    | 2 400                      | 3 800                      | 1 600                      | 2 400                  | 12100               |
| BOTHERSOME TO RESPONDENT . . . . .                                | 7 300  | 500                     | 600                      | 1 000                    | 1 500                    | 900                        | 1 100                      | 500                        | 1 200                  | 10500               |
| WOULD LIKE TO MOVE . . . . .                                      | 2 000  | -                       | 300                      | 300                      | 200                      | 500                        | 500                        | -                          | 300                    | ...                 |
| WOULD NOT LIKE TO MOVE . . . . .                                  | 5 300  | 500                     | 300                      | 700                      | 1 300                    | 500                        | 600                        | 500                        | 900                    | 9700                |
| NOT REPORTED . . . . .  | -      | -                       | -                        | -                        | -                        | -                          | -                          | -                          | -                      | -                   |
| NOT BOTHERSOME TO RESPONDENT . . . . .                            | 10 900 | 900                     | 800                      | 1 700                    | 1 100                    | 1 400                      | 2 700                      | 1 100                      | 1 100                  | 13100               |
| NOT REPORTED . . . . .  | -      | -                       | -                        | -                        | -                        | -                          | -                          | -                          | -                      | -                   |
| NOT REPORTED . . . . .  | -      | -                       | -                        | -                        | -                        | -                          | -                          | -                          | -                      | -                   |
| NO AIRPLANE TRAFFIC NOISE . . . . .                               | 44 800 | 3 500                   | 3 000                    | 5 400                    | 4 500                    | 6 700                      | 9 500                      | 3 700                      | 8 600                  | 14500               |
| WITH AIRPLANE TRAFFIC NOISE . . . . .                             | 7 500  | 800                     | 600                      | 500                      | 1 100                    | 1 400                      | 1 200                      | 900                        | 1 100                  | 13000               |
| BOTHERSOME TO RESPONDENT . . . . .                                | 1 200  | -                       | 100                      | -                        | -                        | -                          | 300                        | -                          | 800                    | ...                 |
| WOULD LIKE TO MOVE . . . . .                                      | 300    | -                       | 100                      | -                        | -                        | -                          | -                          | -                          | 200                    | ...                 |
| WOULD NOT LIKE TO MOVE . . . . .                                  | 900    | -                       | -                        | -                        | -                        | -                          | 300                        | -                          | 600                    | ...                 |
| NOT REPORTED . . . . .  | -      | -                       | -                        | -                        | -                        | -                          | -                          | -                          | -                      | -                   |
| NOT BOTHERSOME TO RESPONDENT . . . . .                            | 6 000  | 800                     | 300                      | 500                      | 1 100                    | 1 400                      | 800                        | 900                        | 300                    | 11400               |
| NOT REPORTED . . . . .  | 300    | -                       | 200                      | -                        | -                        | -                          | 100                        | -                          | -                      | ...                 |
| NOT REPORTED . . . . .  | -      | -                       | -                        | -                        | -                        | -                          | -                          | -                          | -                      | -                   |
| NO HEAVY TRAFFIC . . . . .  | 33 000 | 2 400                   | 1 700                    | 3 900                    | 3 100                    | 5 200                      | 6 000                      | 3 300                      | 7 300                  | 15100               |
| WITH HEAVY TRAFFIC . . . . .                                      | 19 200 | 1 900                   | 1 900                    | 1 900                    | 2 500                    | 2 900                      | 4 500                      | 1 300                      | 2 400                  | 12500               |
| BOTHERSOME TO RESPONDENT . . . . .                                | 5 900  | 300                     | 600                      | 500                      | 1 200                    | 600                        | 1 100                      | 500                        | 900                    | 12800               |
| WOULD LIKE TO MOVE . . . . .                                      | 1 700  | -                       | 200                      | 300                      | 200                      | 300                        | 300                        | 200                        | 300                    | ...                 |
| WOULD NOT LIKE TO MOVE . . . . .                                  | 4 100  | 300                     | 500                      | 100                      | 1 000                    | 300                        | 800                        | 500                        | 600                    | 12000               |
| NOT REPORTED . . . . .  | -      | -                       | -                        | -                        | -                        | -                          | -                          | -                          | -                      | -                   |
| NOT BOTHERSOME TO RESPONDENT . . . . .                            | 13 200 | 1 600                   | 1 200                    | 1 400                    | 1 300                    | 2 100                      | 3 400                      | 600                        | 1 400                  | 12400               |
| NOT REPORTED . . . . .  | 200    | -                       | -                        | -                        | -                        | 200                        | -                          | -                          | -                      | ...                 |
| NOT REPORTED . . . . .  | 200    | -                       | -                        | -                        | -                        | -                          | 200                        | -                          | -                      | ...                 |
| NO STREETS IN NEED OF REPAIR . . . . .                            | 42 500 | 3 800                   | 2 500                    | 5 700                    | 4 200                    | 6 400                      | 7 900                      | 3 800                      | 6 200                  | 13900               |
| WITH STREETS IN NEED OF REPAIR . . . . .                          | 9 800  | 500                     | 1 100                    | 200                      | 1 400                    | 1 600                      | 2 800                      | 800                        | 1 400                  | 15300               |
| BOTHERSOME TO RESPONDENT . . . . .                                | 5 700  | 100                     | 200                      | -                        | 800                      | 1 100                      | 1 900                      | 800                        | 800                    | 16700               |
| WOULD LIKE TO MOVE . . . . .                                      | 1 400  | -                       | 200                      | -                        | 700                      | 500                        | 500                        | -                          | 200                    | ...                 |
| WOULD NOT LIKE TO MOVE . . . . .                                  | 4 300  | 100                     | -                        | -                        | 600                      | 700                        | 1 500                      | 800                        | 700                    | 17500               |
| NOT REPORTED . . . . .  | -      | -                       | -                        | -                        | -                        | -                          | -                          | -                          | -                      | -                   |
| NOT BOTHERSOME TO RESPONDENT . . . . .                            | 4 100  | 300                     | 900                      | 200                      | 600                      | 500                        | 900                        | -                          | 600                    | 9900                |
| NOT REPORTED . . . . .  | -      | -                       | -                        | -                        | -                        | -                          | -                          | -                          | -                      | -                   |
| NOT REPORTED . . . . .  | -      | -                       | -                        | -                        | -                        | -                          | -                          | -                          | -                      | -                   |
| NO ROADS IMPASSABLE . . . . .                                     | 41 100 | 4 000                   | 2 200                    | 5 100                    | 4 300                    | 6 300                      | 8 600                      | 3 300                      | 7 200                  | 14000               |
| WITH ROADS IMPASSABLE . . . . .                                   | 11 200 | 300                     | 1 400                    | 800                      | 1 300                    | 1 700                      | 1 900                      | 1 300                      | 2 500                  | 15200               |
| BOTHERSOME TO RESPONDENT . . . . .                                | 7 000  | 300                     | 500                      | 100                      | 900                      | 1 400                      | 1 300                      | 500                        | 1 900                  | 15700               |
| WOULD LIKE TO MOVE . . . . .                                      | 1 600  | 200                     | 300                      | -                        | 500                      | 300                        | 200                        | -                          | 200                    | ...                 |
| WOULD NOT LIKE TO MOVE . . . . .                                  | 5 400  | 100                     | 200                      | 100                      | 500                      | 1 100                      | 1 100                      | 500                        | 1 700                  | 14000               |
| NOT REPORTED . . . . .  | -      | -                       | -                        | -                        | -                        | -                          | -                          | -                          | -                      | -                   |
| NOT BOTHERSOME TO RESPONDENT . . . . .                            | 4 100  | -                       | 900                      | 500                      | 300                      | 300                        | 600                        | 800                        | 600                    | 14600               |
| NOT REPORTED . . . . .  | 100    | -                       | -                        | 100                      | -                        | -                          | -                          | -                          | -                      | ...                 |
| NOT REPORTED . . . . .  | -      | -                       | -                        | -                        | -                        | -                          | -                          | -                          | -                      | -                   |
| NO OCCUPIED HOUSING IN RUNDOWN CONDITION . . . . .                | 45 300 | 3 800                   | 3 000                    | 4 700                    | 4 100                    | 7 900                      | 9 400                      | 4 400                      | 7 900                  | 14500               |
| WITH OCCUPIED HOUSING IN RUNDOWN CONDITION . . . . .              | 6 500  | 200                     | 600                      | 1 000                    | 1 500                    | 100                        | 1 300                      | 200                        | 1 700                  | 11200               |
| BOTHERSOME TO RESPONDENT . . . . .                                | 4 800  | -                       | 500                      | 500                      | 1 000                    | 100                        | 1 100                      | 200                        | 1 400                  | 16400               |
| WOULD LIKE TO MOVE . . . . .                                      | 1 700  | -                       | 300                      | 200                      | 500                      | -                          | 500                        | -                          | 300                    | ...                 |
| WOULD NOT LIKE TO MOVE . . . . .                                  | 3 000  | -                       | 200                      | 300                      | 500                      | 100                        | 700                        | 200                        | 1 100                  | ...                 |
| NOT REPORTED . . . . .  | -      | -                       | -                        | -                        | -                        | -                          | -                          | -                          | -                      | -                   |
| NOT BOTHERSOME TO RESPONDENT . . . . .                            | 1 800  | 200                     | 200                      | 500                      | 500                      | -                          | 200                        | -                          | 300                    | ...                 |
| NOT REPORTED . . . . .  | -      | -                       | -                        | -                        | -                        | -                          | -                          | -                          | -                      | -                   |
| NOT REPORTED . . . . .  | 500    | 400                     | -                        | 200                      | -                        | -                          | -                          | -                          | -                      | ...                 |
| NO COMMERCIAL OR NONRESIDENTIAL ACTIVITIES . . . . .              | 46 200 | 4 000                   | 3 100                    | 5 200                    | 4 800                    | 6 900                      | 9 500                      | 4 100                      | 6 600                  | 14300               |
| WITH COMMERCIAL OR NONRESIDENTIAL ACTIVITIES . . . . .            | 6 000  | 300                     | 300                      | 600                      | 800                      | 1 100                      | 1 200                      | 500                        | 1 100                  | 14100               |
| BOTHERSOME TO RESPONDENT . . . . .                                | 800    | -                       | -                        | -                        | -                        | 300                        | 200                        | -                          | 300                    | ...                 |
| WOULD LIKE TO MOVE . . . . .                                      | 500    | -                       | -                        | -                        | -                        | 200                        | 200                        | -                          | 200                    | ...                 |
| WOULD NOT LIKE TO MOVE . . . . .                                  | 300    | -                       | -                        | -                        | -                        | 100                        | -                          | -                          | 100                    | ...                 |
| NOT REPORTED . . . . .  | -      | -                       | -                        | -                        | -                        | -                          | -                          | -                          | -                      | -                   |
| NOT BOTHERSOME TO RESPONDENT . . . . .                            | 5 000  | 300                     | 300                      | 600                      | 800                      | 800                        | 900                        | 500                        | 800                    | 12800               |
| NOT REPORTED . . . . .  | 200    | -                       | -                        | -                        | -                        | -                          | 200                        | -                          | -                      | ...                 |
| NOT REPORTED . . . . .  | 100    | -                       | 100                      | -                        | -                        | -                          | -                          | -                          | -                      | ...                 |
| NO ODORS, SMOKE, OR GAS . . . . .                                 | 48 700 | 4 100                   | 3 300                    | 5 700                    | 5 000                    | 7 100                      | 10 100                     | 4 400                      | 9 600                  | 14400               |
| WITH ODORS, SMOKE, OR GAS . . . . .                               | 3 600  | 700                     | 300                      | 200                      | 600                      | 900                        | 600                        | 200                        | 600                    | ...                 |
| BOTHERSOME TO RESPONDENT . . . . .                                | 2 800  | -                       | 100                      | 200                      | 500                      | 800                        | 600                        | 200                        | 300                    | ...                 |
| WOULD LIKE TO MOVE . . . . .                                      | 1 200  | -                       | -                        | -                        | 100                      | 600                        | 300                        | -                          | 200                    | ...                 |
| WOULD NOT LIKE TO MOVE . . . . .                                  | 1 600  | -                       | 100                      | 200                      | 300                      | 200                        | 300                        | 200                        | 300                    | ...                 |
| NOT REPORTED . . . . .  | -      | -                       | -                        | -                        | -                        | -                          | -                          | -                          | -                      | -                   |
| NOT BOTHERSOME TO RESPONDENT . . . . .                            | 800    | 200                     | 100                      | -                        | 200                      | 200                        | -                          | -                          | 200                    | ...                 |
| NOT REPORTED . . . . .  | -      | -                       | -                        | -                        | -                        | -                          | -                          | -                          | -                      | -                   |
| NOT REPORTED . . . . .  | -      | -                       | -                        | -                        | -                        | -                          | -                          | -                          | -                      | -                   |
| ADEQUATE STREET LIGHTS . . . . .                                  | 46 300 | 3 700                   | 3 100                    | 5 500                    | 5 000                    | 6 600                      | 9 900                      | 3 900                      | 6 400                  | 14400               |
| INADEQUATE STREET LIGHTS . . . . .                                | 5 900  | 500                     | 500                      | 300                      | 600                      | 1 400                      | 800                        | 500                        | 1 200                  | 13400               |
| BOTHERSOME TO RESPONDENT . . . . .                                | 3 500  | 200                     | 300                      | 200                      | 300                      | 600                        | 500                        | 500                        | 900                    | ...                 |
| WOULD LIKE TO MOVE . . . . .                                      | 1 000  | -                       | 200                      | -                        | 200                      | 100                        | -                          | 200                        | 300                    | ...                 |
| WOULD NOT LIKE TO MOVE . . . . .                                  | 2 500  | 200                     | 100                      | 200                      | 200                      | 500                        | 500                        | 300                        | 600                    | ...                 |
| NOT REPORTED . . . . .  | -      | -                       | -                        | -                        | -                        | -                          | -                          | -                          | -                      | -                   |
| NOT BOTHERSOME TO RESPONDENT . . . . .                            | 2 500  | 500                     | 200                      | 200                      | 300                      | 600                        | 300                        | -                          | 300                    | ...                 |
| NOT REPORTED . . . . .  | -      | -                       | -                        | -                        | -                        | -                          | -                          | -                          | -                      | -                   |
| NOT REPORTED . . . . .  | 100    | -                       | -                        | -                        | -                        | -                          | -                          | 100                        | -                      | ...                 |
| NO NEIGHBORHOOD CRIME . . . . .                                   | 40 800 | 3 000                   | 3 300                    | 4 700                    | 4 200                    | 5 800                      | 8 200                      | 3 800                      | 7 600                  | 14400               |
| WITH NEIGHBORHOOD CRIME . . . . .                                 | 11 400 | 1 300                   | 300                      | 1 100                    | 1 400                    | 2 000                      | 2 500                      | 800                        | 1 900                  | 13200               |
| BOTHERSOME TO RESPONDENT . . . . .                                | 7 900  | 500                     | 200                      | 700                      | 800                      | 1 600                      | 2 100                      | 600                        | 1 600                  | 15700               |
| WOULD LIKE TO MOVE . . . . .                                      | 2 200  | 200                     | 200                      | -                        | -                        | 600                        | 500                        | -                          | 800                    | ...                 |
| WOULD NOT LIKE TO MOVE . . . . .                                  | 5 700  | 300                     | -                        | 700                      | 800                      | 1 000                      | 1 600                      | 600                        | 600                    | 15500               |
| NOT REPORTED . . . . .  | -      | -                       | -                        | -                        | -                        | -                          | -                          | -                          | -                      | -                   |
| NOT BOTHERSOME TO RESPONDENT . . . . .                            | 3 400  | 800                     | 200                      | 500                      | 600                      | 500                        | 500                        | 200                        | 300                    | ...                 |
| NOT REPORTED . . . . .  | -      | -                       | -                        | -                        | -                        | -                          | -                          | -                          | -                      | -                   |
| NOT REPORTED . . . . .  | 100    | -                       | -                        | -                        | -                        | 100                        | -                          | -                          | -                      | ...                 |

<sup>1</sup>WISH TO MOVE RELATES ONLY TO RESPONDENTS' OPINION OF SPECIFIC CONDITIONS.

TABLE A-16. INCOME OF FAMILIES AND PRIMARY INDIVIDUALS BY SELECTED NEIGHBORHOOD CHARACTERISTICS FOR HOUSING UNITS WITH BLACK HOUSEHOLD HEAD: 1976--CONTINUED

(DATA BASED ON SAMPLE, SEE TEXT. FOR MINIMUM BASE FOR DERIVED FIGURES (PERCENT, MEDIAN, ETC.) AND MEANING OF SYMBOLS, SEE TEXT)

| STANDARD METROPOLITAN STATISTICAL AREA<br>BALTIMORE, MD.<br>TOTAL | TOTAL  | LESS<br>THAN<br>\$3,000 | \$3,000<br>TO<br>\$4,999 | \$5,000<br>TO<br>\$6,999 | \$7,000<br>TO<br>\$9,999 | \$10,000<br>TO<br>\$14,999 | \$15,000<br>TO<br>\$19,999 | \$20,000<br>TO<br>\$24,999 | \$25,000<br>OR<br>MORE | MEDIAN<br>(DOL-<br>LARS) |
|---|--------|-------------------------|--------------------------|--------------------------|--------------------------|----------------------------|----------------------------|----------------------------|------------------------|--------------------------|
| NEIGHBORHOOD CONDITIONS AND WISH TO MOVE <sup>1</sup> --CON.      |        |                         |                          |                          |                          |                            |                            |                            |                        |                          |
| OWNER OCCUPIED--CON.  |        |                         |                          |                          |                          |                            |                            |                            |                        |                          |
| NO TRASH, LITTER, OR JUNK . . . . .                               | 38 300 | 3 100                   | 1 900                    | 3 600                    | 3 700                    | 6 600                      | 8 200                      | 3 700                      | 7 600                  | 15200                    |
| WITH TRASH, LITTER, OR JUNK . . . . .                             | 13 800 | 1 000                   | 1 700                    | 2 200                    | 1 900                    | 1 500                      | 2 500                      | 900                        | 2 000                  | 10100                    |
| BOTHERSOME TO RESPONDENT . . . . .                                | 10 800 | 700                     | 1 300                    | 1 500                    | 1 600                    | 1 200                      | 2 100                      | 800                        | 1 900                  | 11900                    |
| WOULD LIKE TO MOVE . . . . .                                      | 3 300  | 200                     | 500                      | 500                      | 500                      | 100                        | 1 100                      | -                          | 500                    | ...                      |
| WOULD NOT LIKE TO MOVE . . . . .                                  | 7 500  | 500                     | 800                      | 1 000                    | 1 100                    | 1 000                      | 1 000                      | 800                        | 1 400                  | 12000                    |
| NOT REPORTED . . . . .  | -      | -                       | -                        | -                        | -                        | -                          | -                          | -                          | -                      | ...                      |
| NOT BOTHERSOME TO RESPONDENT . . . . .                            | 2 900  | 400                     | 500                      | 600                      | 300                      | 300                        | 500                        | 200                        | 200                    | ...                      |
| NOT REPORTED . . . . .  | 100    | -                       | -                        | 100                      | -                        | -                          | -                          | -                          | -                      | ...                      |
| NOT REPORTED . . . . .  | 200    | 200                     | -                        | -                        | -                        | -                          | -                          | -                          | -                      | ...                      |
| NO BOARDED UP OR ABANDONED STRUCTURES . . . . .                   | 43 400 | 3 000                   | 2 800                    | 4 700                    | 4 600                    | 7 100                      | 8 900                      | 3 600                      | 8 600                  | 14600                    |
| WITH BOARDED UP OR ABANDONED STRUCTURES . . . . .                 | 8 800  | 1 100                   | 800                      | 1 100                    | 1 000                    | 1 000                      | 1 900                      | 900                        | 1 100                  | 12200                    |
| BOTHERSOME TO RESPONDENT . . . . .                                | 4 300  | 300                     | 300                      | 500                      | 700                      | 300                        | 1 300                      | 300                        | 600                    | 15200                    |
| WOULD LIKE TO MOVE . . . . .                                      | 1 400  | 200                     | 200                      | 200                      | 200                      | 100                        | 500                        | -                          | 200                    | ...                      |
| WOULD NOT LIKE TO MOVE . . . . .                                  | 2 900  | 100                     | 200                      | 300                      | 500                      | 200                        | 800                        | 300                        | 500                    | ...                      |
| NOT REPORTED . . . . .  | -      | -                       | -                        | -                        | -                        | -                          | -                          | -                          | -                      | ...                      |
| NOT BOTHERSOME TO RESPONDENT . . . . .                            | 4 600  | 800                     | 500                      | 600                      | 300                      | 700                        | 600                        | 600                        | 500                    | 10500                    |
| NOT REPORTED . . . . .  | 100    | -                       | -                        | -                        | -                        | -                          | -                          | -                          | -                      | ...                      |
| NOT REPORTED . . . . .  | 100    | 100                     | -                        | -                        | -                        | -                          | -                          | -                          | -                      | ...                      |
| RENTER OCCUPIED . . . . .   |        |                         |                          |                          |                          |                            |                            |                            |                        |                          |
| NO STREET OR HIGHWAY NOISE . . . . .                              | 63 900 | 12 200                  | 9 500                    | 7 500                    | 13 100                   | 10 400                     | 6 400                      | 3 500                      | 1 300                  | 7600                     |
| WITH STREET OR HIGHWAY NOISE . . . . .                            | 33 600 | 7 500                   | 6 300                    | 3 300                    | 4 400                    | 6 500                      | 2 900                      | 1 900                      | 800                    | 6800                     |
| BOTHERSOME TO RESPONDENT . . . . .                                | 15 000 | 3 100                   | 2 900                    | 1 900                    | 2 100                    | 3 000                      | 1 100                      | 800                        | 200                    | 6600                     |
| WOULD LIKE TO MOVE . . . . .                                      | 8 000  | 1 500                   | 1 400                    | 900                      | 1 400                    | 1 600                      | 300                        | 700                        | 200                    | 7300                     |
| WOULD NOT LIKE TO MOVE . . . . .                                  | 7 000  | 1 600                   | 1 400                    | 1 000                    | 600                      | 1 400                      | 800                        | 200                        | -                      | 6000                     |
| NOT REPORTED . . . . .  | -      | -                       | -                        | -                        | -                        | -                          | -                          | -                          | -                      | ...                      |
| NOT BOTHERSOME TO RESPONDENT . . . . .                            | 18 500 | 4 400                   | 3 400                    | 1 400                    | 2 400                    | 3 500                      | 1 600                      | 1 100                      | 600                    | 7000                     |
| NOT REPORTED . . . . .  | 200    | -                       | -                        | -                        | -                        | -                          | 200                        | -                          | -                      | ...                      |
| NOT REPORTED . . . . .  | 200    | -                       | -                        | -                        | -                        | -                          | -                          | 200                        | -                      | ...                      |
| NO AIRPLANE TRAFFIC NOISE . . . . .                               | 87 100 | 16 200                  | 14 400                   | 9 900                    | 15 900                   | 15 500                     | 8 700                      | 4 800                      | 1 700                  | 7600                     |
| WITH AIRPLANE TRAFFIC NOISE . . . . .                             | 10 400 | 3 500                   | 1 400                    | 900                      | 1 600                    | 1 400                      | 600                        | 600                        | 300                    | 5600                     |
| BOTHERSOME TO RESPONDENT . . . . .                                | 1 900  | 300                     | 200                      | 300                      | 500                      | 300                        | -                          | 200                        | 200                    | ...                      |
| WOULD LIKE TO MOVE . . . . .                                      | 1 400  | 200                     | 200                      | 200                      | 500                      | 300                        | -                          | -                          | 200                    | ...                      |
| WOULD NOT LIKE TO MOVE . . . . .                                  | 500    | 200                     | -                        | 200                      | -                        | -                          | -                          | 200                        | -                      | ...                      |
| NOT REPORTED . . . . .  | -      | -                       | -                        | -                        | -                        | -                          | -                          | -                          | -                      | ...                      |
| NOT BOTHERSOME TO RESPONDENT . . . . .                            | 8 200  | 3 200                   | 1 300                    | 600                      | 1 000                    | 1 100                      | 500                        | 400                        | 100                    | 4400                     |
| NOT REPORTED . . . . .  | 300    | -                       | -                        | -                        | 200                      | -                          | 200                        | -                          | -                      | ...                      |
| NOT REPORTED . . . . .  | 200    | -                       | -                        | -                        | -                        | -                          | -                          | 200                        | -                      | ...                      |
| NO HEAVY TRAFFIC . . . . .  | 61 700 | 12 000                  | 9 400                    | 6 700                    | 12 500                   | 9 900                      | 6 400                      | 3 300                      | 1 600                  | 7700                     |
| WITH HEAVY TRAFFIC . . . . .                                      | 35 900 | 7 700                   | 6 500                    | 4 100                    | 5 100                    | 7 000                      | 2 900                      | 2 100                      | 500                    | 6800                     |
| BOTHERSOME TO RESPONDENT . . . . .                                | 10 400 | 1 900                   | 1 900                    | 1 700                    | 1 400                    | 2 100                      | 300                        | 800                        | 200                    | 6500                     |
| WOULD LIKE TO MOVE . . . . .                                      | 5 900  | 1 000                   | 1 300                    | 800                      | 800                      | 1 100                      | 300                        | 500                        | 200                    | 6800                     |
| WOULD NOT LIKE TO MOVE . . . . .                                  | 4 400  | 1 000                   | 600                      | 900                      | 600                      | 1 000                      | -                          | 300                        | -                      | 6300                     |
| NOT REPORTED . . . . .  | -      | -                       | -                        | -                        | -                        | -                          | -                          | -                          | -                      | ...                      |
| NOT BOTHERSOME TO RESPONDENT . . . . .                            | 25 300 | 5 800                   | 4 500                    | 2 400                    | 3 700                    | 4 800                      | 2 600                      | 1 300                      | 300                    | 7000                     |
| NOT REPORTED . . . . .  | 200    | -                       | -                        | -                        | -                        | 200                        | -                          | -                          | -                      | ...                      |
| NOT REPORTED . . . . .  | 200    | -                       | -                        | -                        | -                        | -                          | -                          | 200                        | -                      | ...                      |
| NO STREETS IN NEED OF REPAIR . . . . .                            | 83 600 | 16 000                  | 14 200                   | 9 100                    | 14 700                   | 14 200                     | 8 700                      | 4 800                      | 1 900                  | 7500                     |
| WITH STREETS IN NEED OF REPAIR . . . . .                          | 13 900 | 3 700                   | 1 600                    | 1 700                    | 2 900                    | 2 700                      | 600                        | 600                        | 200                    | 7000                     |
| BOTHERSOME TO RESPONDENT . . . . .                                | 7 200  | 1 000                   | 600                      | 1 100                    | 2 300                    | 1 100                      | 500                        | 500                        | 200                    | 8200                     |
| WOULD LIKE TO MOVE . . . . .                                      | 3 000  | 500                     | 200                      | 500                      | 1 000                    | 600                        | 200                        | 200                        | -                      | ...                      |
| WOULD NOT LIKE TO MOVE . . . . .                                  | 4 100  | 500                     | 500                      | 600                      | 1 300                    | 500                        | 300                        | 300                        | 200                    | 8100                     |
| NOT REPORTED . . . . .  | -      | -                       | -                        | -                        | -                        | -                          | -                          | -                          | -                      | ...                      |
| NOT BOTHERSOME TO RESPONDENT . . . . .                            | 6 800  | 2 700                   | 900                      | 600                      | 600                      | 1 600                      | 200                        | 200                        | -                      | 4400                     |
| NOT REPORTED . . . . .  | 200    | -                       | -                        | -                        | -                        | -                          | -                          | -                          | -                      | ...                      |
| NOT REPORTED . . . . .  | 200    | -                       | -                        | -                        | -                        | -                          | -                          | 200                        | -                      | ...                      |
| NO ROADS IMPASSABLE . . . . .                                     | 82 000 | 17 200                  | 13 000                   | 9 300                    | 14 500                   | 13 900                     | 7 400                      | 4 800                      | 2 000                  | 7300                     |
| WITH ROADS IMPASSABLE . . . . .                                   | 15 400 | 2 600                   | 2 900                    | 1 600                    | 2 900                    | 3 000                      | 1 900                      | 600                        | -                      | 7700                     |
| BOTHERSOME TO RESPONDENT . . . . .                                | 7 800  | 1 300                   | 1 100                    | 500                      | 1 500                    | 1 300                      | 1 000                      | 300                        | -                      | 8200                     |
| WOULD LIKE TO MOVE . . . . .                                      | 1 900  | 800                     | -                        | -                        | 300                      | 500                        | 200                        | 200                        | -                      | ...                      |
| WOULD NOT LIKE TO MOVE . . . . .                                  | 4 900  | 500                     | 1 100                    | 500                      | 1 200                    | 800                        | 800                        | 200                        | -                      | 8100                     |
| NOT REPORTED . . . . .  | -      | -                       | -                        | -                        | -                        | -                          | -                          | -                          | -                      | ...                      |
| NOT BOTHERSOME TO RESPONDENT . . . . .                            | 8 500  | 1 300                   | 1 800                    | 1 100                    | 1 400                    | 1 700                      | 1 000                      | 300                        | -                      | 7300                     |
| NOT REPORTED . . . . .  | 200    | -                       | -                        | -                        | -                        | -                          | -                          | -                          | -                      | ...                      |
| NOT REPORTED . . . . .  | 300    | -                       | -                        | -                        | 200                      | -                          | -                          | 200                        | -                      | ...                      |
| NO OCCUPIED HOUSING IN RUNDOWN CONDITION . . . . .                | 76 000 | 13 800                  | 11 200                   | 8 600                    | 15 000                   | 13 100                     | 7 500                      | 4 900                      | 1 900                  | 7900                     |
| WITH OCCUPIED HOUSING IN RUNDOWN CONDITION . . . . .              | 20 700 | 5 600                   | 4 600                    | 2 200                    | 2 400                    | 3 600                      | 1 600                      | 500                        | 200                    | 5100                     |
| BOTHERSOME TO RESPONDENT . . . . .                                | 13 400 | 3 200                   | 2 400                    | 1 600                    | 2 100                    | 2 500                      | 1 300                      | 300                        | -                      | 6400                     |
| WOULD LIKE TO MOVE . . . . .                                      | 9 900  | 2 100                   | 1 600                    | 1 100                    | 1 600                    | 2 400                      | 800                        | 300                        | -                      | 7300                     |
| WOULD NOT LIKE TO MOVE . . . . .                                  | 3 500  | 1 100                   | 800                      | 500                      | 500                      | 200                        | 500                        | -                          | -                      | ...                      |
| NOT REPORTED . . . . .  | -      | -                       | -                        | -                        | -                        | -                          | -                          | -                          | -                      | ...                      |
| NOT BOTHERSOME TO RESPONDENT . . . . .                            | 7 100  | 2 200                   | 2 300                    | 600                      | 300                      | 1 100                      | 300                        | 200                        | 200                    | 4200                     |
| NOT REPORTED . . . . .  | 200    | 200                     | -                        | -                        | -                        | -                          | -                          | -                          | -                      | ...                      |
| NOT REPORTED . . . . .  | 900    | 300                     | -                        | -                        | 200                      | 200                        | 200                        | 200                        | -                      | ...                      |
| NO COMMERCIAL OR NONRESIDENTIAL ACTIVITIES . . . . .              | 85 600 | 17 500                  | 13 800                   | 9 200                    | 16 100                   | 15 500                     | 7 700                      | 4 000                      | 1 700                  | 7400                     |
| WITH COMMERCIAL OR NONRESIDENTIAL ACTIVITIES . . . . .            | 11 700 | 2 200                   | 2 100                    | 1 600                    | 1 400                    | 1 400                      | 1 300                      | 1 400                      | 300                    | 7000                     |
| BOTHERSOME TO RESPONDENT . . . . .                                | 1 300  | 200                     | 300                      | 500                      | 600                      | 200                        | -                          | -                          | 200                    | ...                      |
| WOULD LIKE TO MOVE . . . . .                                      | 500    | -                       | -                        | 300                      | -                        | -                          | -                          | -                          | 200                    | ...                      |
| WOULD NOT LIKE TO MOVE . . . . .                                  | 500    | 200                     | 100                      | -                        | -                        | 200                        | -                          | -                          | -                      | ...                      |
| NOT REPORTED . . . . .  | 300    | -                       | 200                      | 200                      | -                        | -                          | -                          | -                          | -                      | ...                      |
| NOT BOTHERSOME TO RESPONDENT . . . . .                            | 10 400 | 2 000                   | 1 800                    | 1 100                    | 1 400                    | 1 300                      | 1 300                      | 1 400                      | 200                    | 7700                     |
| NOT REPORTED . . . . .  | 500    | -                       | -                        | -                        | -                        | -                          | -                          | 300                        | 200                    | ...                      |
| NOT REPORTED . . . . .  | 500    | -                       | -                        | -                        | -                        | -                          | -                          | 300                        | 200                    | ...                      |
| NO ODORS, SMOKE, OR GAS . . . . .                                 | 87 900 | 16 800                  | 13 900                   | 9 600                    | 16 700                   | 15 600                     | 8 300                      | 5 100                      | 1 900                  | 7700                     |
| WITH ODORS, SMOKE, OR GAS . . . . .                               | 9 600  | 2 900                   | 1 900                    | 1 300                    | 800                      | 1 300                      | 1 000                      | 300                        | 200                    | 5000                     |
| BOTHERSOME TO RESPONDENT . . . . .                                | 7 500  | 2 600                   | 1 600                    | 1 300                    | 300                      | 600                        | 800                        | 200                        | 200                    | 4500                     |
| WOULD LIKE TO MOVE . . . . .                                      | 4 300  | 1 500                   | 1 000                    | 800                      | 200                      | 300                        | 500                        | -                          | 200                    | 4400                     |
| WOULD NOT LIKE TO MOVE . . . . .                                  | 3 200  | 1 100                   | 600                      | 500                      | 200                      | 300                        | 300                        | 200                        | -                      | ...                      |
| NOT REPORTED . . . . .  | -      | -                       | -                        | -                        | -                        | -                          | -                          | -                          | -                      | ...                      |
| NOT BOTHERSOME TO RESPONDENT . . . . .                            | 2 100  | 300                     | 300                      | -                        | 500                      | 600                        | 200                        | 200                        | -                      | ...                      |
| NOT REPORTED . . . . .  | 200    | -                       | -                        | -                        | -                        | -                          | -                          | 200                        | -                      | ...                      |
| NOT REPORTED . . . . .  | 200    | -                       | -                        | -                        | -                        | -                          | -                          | 200                        | -                      | ...                      |

<sup>1</sup>WISH TO MOVE RELATES ONLY TO RESPONDENTS' OPINION OF SPECIFIC CONDITIONS.



TABLE A-16. INCOME OF FAMILIES AND PRIMARY INDIVIDUALS BY SELECTED NEIGHBORHOOD CHARACTERISTICS FOR HOUSING UNITS WITH BLACK HOUSEHOLD HEAD: 1976--CONTINUED

(DATA BASED ON SAMPLE, SEE TEXT. FOR MINIMUM BASE FOR DERIVED FIGURES (PERCENT, MEDIAN, ETC.) AND MEANING OF SYMBOLS, SEE TEXT)

| STANDARD METROPOLITAN STATISTICAL AREA<br>BALTIMORE, MD.<br>TOTAL | TOTAL  | LESS<br>THAN<br>\$3,000 | \$3,000<br>TO<br>\$4,999 | \$5,000<br>TO<br>\$6,999 | \$7,000<br>TO<br>\$9,999 | \$10,000<br>TO<br>\$14,999 | \$15,000<br>TO<br>\$19,999 | \$20,000<br>TO<br>\$24,999 | \$25,000<br>OR<br>MORE | MEDIAN<br>(DOL-<br>LARS) |
|---|--------|-------------------------|--------------------------|--------------------------|--------------------------|----------------------------|----------------------------|----------------------------|------------------------|--------------------------|
| NEIGHBORHOOD CONDITIONS AND WISH TO MOVE <sup>1</sup> --CON.      |        |                         |                          |                          |                          |                            |                            |                            |                        |                          |
| RENTER OCCUPIED--CON.   |        |                         |                          |                          |                          |                            |                            |                            |                        |                          |
| ADEQUATE STREET LIGHTS. . . . .                                   | 83 500 | 16 900                  | 14 200                   | 9 400                    | 14 500                   | 14 200                     | 8 000                      | 4 300                      | 1 900                  | 7200                     |
| INADEQUATE STREET LIGHTS. . . . .                                 | 13 600 | 2 800                   | 1 600                    | 1 300                    | 2 700                    | 2 700                      | 1 300                      | 1 100                      | 200                    | 8200                     |
| BOTHERSOME TO RESPONDENT. . . . .                                 | 9 100  | 1 900                   | 600                      | 1 100                    | 2 100                    | 1 900                      | 700                        | 600                        | 200                    | 8300                     |
| WOULD LIKE TO MOVE. . . . .                                       | 3 400  | 1 100                   | 200                      | 300                      | 600                      | 800                        | 200                        | 200                        | -                      | ...                      |
| WOULD NOT LIKE TO MOVE. . . . .                                   | 5 500  | 800                     | 500                      | 800                      | 1 400                    | 1 100                      | 500                        | 300                        | 200                    | 8500                     |
| NOT REPORTED. . . . .   | 200    | -                       | -                        | -                        | -                        | -                          | -                          | -                          | -                      | ...                      |
| NOT BOTHERSOME TO RESPONDENT. . . . .                             | 4 500  | 900                     | 900                      | 200                      | 600                      | 800                        | 600                        | 400                        | -                      | 8100                     |
| NOT REPORTED. . . . .   | -      | -                       | -                        | -                        | -                        | -                          | -                          | -                          | -                      | ...                      |
| NOT REPORTED. . . . .   | 600    | -                       | -                        | 200                      | 300                      | -                          | -                          | 200                        | -                      | ...                      |
| NO NEIGHBORHOOD CRIME. . . . .                                    | 67 800 | 12 800                  | 10 100                   | 7 500                    | 11 700                   | 12 300                     | 7 500                      | 4 300                      | 1 600                  | 7900                     |
| WITH NEIGHBORHOOD CRIME. . . . .                                  | 29 300 | 6 900                   | 5 400                    | 3 300                    | 5 700                    | 4 600                      | 1 800                      | 1 100                      | 500                    | 6400                     |
| BOTHERSOME TO RESPONDENT. . . . .                                 | 17 900 | 3 500                   | 3 500                    | 2 200                    | 3 500                    | 2 900                      | 1 000                      | 1 000                      | 300                    | 6700                     |
| WOULD LIKE TO MOVE. . . . .                                       | 12 300 | 2 400                   | 2 700                    | 1 800                    | 1 800                    | 1 700                      | 600                        | 1 000                      | 300                    | 6200                     |
| WOULD NOT LIKE TO MOVE. . . . .                                   | 5 600  | 1 100                   | 800                      | 500                      | 1 800                    | 1 100                      | 300                        | -                          | -                      | 7700                     |
| NOT REPORTED. . . . .   | -      | -                       | -                        | -                        | -                        | -                          | -                          | -                          | -                      | ...                      |
| NOT BOTHERSOME TO RESPONDENT. . . . .                             | 11 400 | 3 400                   | 1 900                    | 1 100                    | 2 200                    | 1 700                      | 800                        | 200                        | 200                    | 5800                     |
| NOT REPORTED. . . . .   | -      | -                       | -                        | -                        | -                        | -                          | -                          | -                          | -                      | ...                      |
| NOT REPORTED. . . . .   | 600    | -                       | 300                      | -                        | 200                      | -                          | -                          | 200                        | -                      | ...                      |
| NO TRASH, LITTER, OR JUNK. . . . .                                | 65 500 | 12 400                  | 9 100                    | 6 600                    | 12 500                   | 11 600                     | 7 700                      | 4 300                      | 1 400                  | 8100                     |
| WITH TRASH, LITTER, OR JUNK. . . . .                              | 32 100 | 7 400                   | 6 700                    | 4 300                    | 5 100                    | 5 300                      | 1 600                      | 1 100                      | 600                    | 5900                     |
| BOTHERSOME TO RESPONDENT. . . . .                                 | 23 400 | 5 000                   | 4 200                    | 3 400                    | 4 000                    | 4 600                      | 1 300                      | 500                        | 600                    | 6500                     |
| WOULD LIKE TO MOVE. . . . .                                       | 14 400 | 2 900                   | 2 600                    | 1 800                    | 2 900                    | 3 000                      | 800                        | 300                        | 200                    | 6900                     |
| WOULD NOT LIKE TO MOVE. . . . .                                   | 9 100  | 2 100                   | 1 600                    | 1 600                    | 1 100                    | 1 600                      | 500                        | 200                        | 500                    | 6100                     |
| NOT REPORTED. . . . .   | -      | -                       | -                        | -                        | -                        | -                          | -                          | -                          | -                      | ...                      |
| NOT BOTHERSOME TO RESPONDENT. . . . .                             | 8 500  | 2 400                   | 2 600                    | 800                      | 1 100                    | 800                        | 300                        | 600                        | -                      | 4500                     |
| NOT REPORTED. . . . .   | 200    | -                       | -                        | 200                      | -                        | -                          | -                          | -                          | -                      | ...                      |
| NOT REPORTED. . . . .   | 200    | -                       | -                        | -                        | -                        | -                          | -                          | 200                        | -                      | ...                      |
| NO BOARDED UP OR ABANDONED STRUCTURES. . . . .                    | 71 300 | 12 100                  | 10 400                   | 7 000                    | 14 400                   | 12 800                     | 8 300                      | 4 600                      | 1 700                  | 8300                     |
| WITH BOARDED UP OR ABANDONED STRUCTURES. . . . .                  | 26 300 | 7 600                   | 5 400                    | 3 800                    | 3 200                    | 4 100                      | 1 000                      | 800                        | 300                    | 5600                     |
| BOTHERSOME TO RESPONDENT. . . . .                                 | 10 900 | 2 700                   | 1 900                    | 1 800                    | 1 100                    | 2 600                      | 600                        | 200                        | -                      | 5900                     |
| WOULD LIKE TO MOVE. . . . .                                       | 6 200  | 1 300                   | 1 300                    | 1 100                    | 800                      | 1 400                      | 200                        | 200                        | -                      | 6000                     |
| WOULD NOT LIKE TO MOVE. . . . .                                   | 4 500  | 1 500                   | 500                      | 600                      | 300                      | 1 100                      | 500                        | -                          | -                      | 6000                     |
| NOT REPORTED. . . . .   | 200    | -                       | 200                      | -                        | -                        | -                          | -                          | -                          | -                      | ...                      |
| NOT BOTHERSOME TO RESPONDENT. . . . .                             | 15 100 | 4 800                   | 3 400                    | 2 000                    | 2 100                    | 1 600                      | 300                        | 600                        | 300                    | 4700                     |
| NOT REPORTED. . . . .   | 300    | 200                     | 200                      | -                        | -                        | -                          | -                          | -                          | -                      | ...                      |
| NOT REPORTED. . . . .   | 200    | -                       | -                        | -                        | -                        | -                          | -                          | 200                        | -                      | ...                      |
| NEIGHBORHOOD SERVICES   |        |                         |                          |                          |                          |                            |                            |                            |                        |                          |
| OWNER OCCUPIED.   |        |                         |                          |                          |                          |                            |                            |                            |                        |                          |
| ADEQUATE NEIGHBORHOOD SERVICES. . . . .                           | 52 300 | 4 300                   | 3 600                    | 5 800                    | 5 600                    | 8 000                      | 10 700                     | 4 600                      | 9 700                  | 14200                    |
| INADEQUATE NEIGHBORHOOD SERVICES <sup>2</sup> . . . . .           | 33 800 | 2 900                   | 1 900                    | 4 000                    | 3 600                    | 5 500                      | 6 600                      | 2 400                      | 6 900                  | 14100                    |
| PUBLIC TRANSPORTATION. . . . .                                    | 6 400  | 300                     | 600                      | 500                      | 200                      | 500                        | 1 100                      | 1 100                      | 1 600                  | 17300                    |
| SCHOOLS. . . . .  | 2 000  | 100                     | -                        | -                        | -                        | 800                        | 600                        | 200                        | 600                    | ...                      |
| SHOPPING. . . . .   | 9 300  | 500                     | 800                      | 1 300                    | 500                      | 1 400                      | 200                        | 200                        | 600                    | ...                      |
| POLICE PROTECTION. . . . .  | 5 500  | 500                     | 600                      | 200                      | 1 300                    | 1 400                      | 1 600                      | 1 100                      | 1 100                  | 13000                    |
| FIRE PROTECTION. . . . .  | 800    | -                       | 200                      | -                        | 600                      | 500                        | 1 900                      | 500                        | 800                    | 16000                    |
| HOSPITALS OR HEALTH CLINICS. . . . .                              | 3 800  | 200                     | 300                      | 300                      | 500                      | 800                        | 1 300                      | 200                        | 300                    | 14000                    |
| DON'T KNOW. . . . .   | -      | -                       | -                        | -                        | -                        | -                          | -                          | -                          | -                      | ...                      |
| NOT REPORTED. . . . .   | -      | -                       | -                        | -                        | -                        | -                          | -                          | -                          | -                      | ...                      |
| RENTER OCCUPIED   |        |                         |                          |                          |                          |                            |                            |                            |                        |                          |
| ADEQUATE NEIGHBORHOOD SERVICES. . . . .                           | 97 700 | 19 700                  | 15 800                   | 10 800                   | 17 500                   | 16 900                     | 9 300                      | 5 600                      | 2 000                  | 7400                     |
| INADEQUATE NEIGHBORHOOD SERVICES <sup>2</sup> . . . . .           | 63 700 | 11 400                  | 10 800                   | 7 100                    | 11 300                   | 12 200                     | 5 800                      | 3 500                      | 1 600                  | 7700                     |
| PUBLIC TRANSPORTATION. . . . .                                    | 33 900 | 8 300                   | 5 000                    | 3 700                    | 6 200                    | 4 700                      | 3 500                      | 1 900                      | 500                    | 6900                     |
| SCHOOLS. . . . .  | 10 900 | 2 900                   | 1 100                    | 600                      | 1 400                    | 1 400                      | 1 700                      | 1 200                      | 300                    | 7500                     |
| SCHOOLS. . . . .  | 2 100  | 200                     | 200                      | 300                      | 400                      | 500                        | 200                        | 200                        | -                      | ...                      |
| SHOPPING. . . . .   | 13 100 | 3 500                   | 2 400                    | 1 600                    | 2 700                    | 1 400                      | 1 000                      | 200                        | 300                    | ...                      |
| POLICE PROTECTION. . . . .  | 10 600 | 2 900                   | 1 500                    | 1 300                    | 2 100                    | 1 600                      | 1 000                      | 300                        | 300                    | 5700                     |
| FIRE PROTECTION. . . . .  | 2 600  | 1 000                   | 300                      | 200                      | 300                      | 300                        | 500                        | -                          | -                      | 6500                     |
| HOSPITALS OR HEALTH CLINICS. . . . .                              | 8 900  | 1 900                   | 1 000                    | 1 300                    | 1 600                    | 1 400                      | 1 300                      | 200                        | 200                    | 7400                     |
| DON'T KNOW. . . . .   | -      | -                       | -                        | -                        | -                        | -                          | -                          | -                          | -                      | ...                      |
| NOT REPORTED. . . . .   | 200    | -                       | -                        | -                        | -                        | -                          | -                          | 200                        | -                      | ...                      |
| NEIGHBORHOOD SERVICES AND WISH TO MOVE <sup>3</sup>               |        |                         |                          |                          |                          |                            |                            |                            |                        |                          |
| OWNER OCCUPIED.   |        |                         |                          |                          |                          |                            |                            |                            |                        |                          |
| WITH INADEQUATE SERVICE. . . . .                                  | 52 300 | 4 300                   | 3 600                    | 5 800                    | 5 600                    | 8 000                      | 10 700                     | 4 600                      | 4 700                  | 14200                    |
| HOUSEHOLD WOULD LIKE TO MOVE <sup>2</sup> . . . . .               | 18 500 | 1 400                   | 1 700                    | 1 900                    | 2 000                    | 2 500                      | 4 100                      | 2 200                      | 2 800                  | 14500                    |
| BECAUSE OF PUBLIC TRANSPORTATION. . . . .                         | 600    | -                       | 300                      | 500                      | 200                      | 100                        | 600                        | 300                        | 300                    | ...                      |
| BECAUSE OF SCHOOLS. . . . .                                       | 600    | -                       | 200                      | -                        | -                        | -                          | 300                        | -                          | 200                    | ...                      |
| BECAUSE OF SHOPPING. . . . .                                      | 1 100  | -                       | -                        | 300                      | -                        | 100                        | 300                        | -                          | 200                    | ...                      |
| BECAUSE OF POLICE PROTECTION. . . . .                             | 900    | -                       | 200                      | 200                      | 200                      | 100                        | 500                        | -                          | 200                    | ...                      |
| BECAUSE OF FIRE PROTECTION. . . . .                               | -      | -                       | -                        | -                        | -                        | 100                        | 300                        | -                          | 200                    | ...                      |
| BECAUSE OF HOSPITALS OR HEALTH CLINICS. . . . .                   | 600    | -                       | 200                      | 100                      | -                        | -                          | 300                        | -                          | -                      | ...                      |
| HOUSEHOLD WOULD NOT LIKE TO MOVE. . . . .                         | 16 100 | 1 400                   | 1 200                    | 1 300                    | 1 900                    | 2 200                      | 3 400                      | 2 200                      | 2 500                  | 15100                    |
| NOT REPORTED. . . . .   | 500    | -                       | 200                      | 100                      | 200                      | 300                        | -                          | -                          | -                      | ...                      |
| WITH ADEQUATE SERVICE. . . . .                                    | 33 800 | 2 900                   | 1 900                    | 4 000                    | 3 600                    | 5 500                      | 6 600                      | 2 400                      | 6 900                  | 14100                    |
| NOT REPORTED. . . . .   | -      | -                       | -                        | -                        | -                        | -                          | -                          | -                          | -                      | ...                      |
| RENTER OCCUPIED   |        |                         |                          |                          |                          |                            |                            |                            |                        |                          |
| WITH INADEQUATE SERVICE. . . . .                                  | 97 700 | 19 700                  | 15 800                   | 10 800                   | 17 500                   | 16 900                     | 9 300                      | 5 600                      | 2 000                  | 7400                     |
| HOUSEHOLD WOULD LIKE TO MOVE <sup>2</sup> . . . . .               | 33 900 | 8 300                   | 5 000                    | 3 700                    | 6 200                    | 4 700                      | 3 500                      | 1 900                      | 500                    | 6900                     |
| BECAUSE OF PUBLIC TRANSPORTATION. . . . .                         | 12 300 | 3 400                   | 2 100                    | 1 500                    | 2 100                    | 1 800                      | 1 000                      | 300                        | 200                    | 5800                     |
| BECAUSE OF SCHOOLS. . . . .                                       | 2 100  | 300                     | 500                      | 300                      | 400                      | 500                        | 300                        | 200                        | -                      | ...                      |
| BECAUSE OF SHOPPING. . . . .                                      | 1 300  | 200                     | -                        | 200                      | 500                      | 500                        | -                          | -                          | -                      | ...                      |
| BECAUSE OF POLICE PROTECTION. . . . .                             | 4 500  | 1 300                   | 500                      | 300                      | 1 300                    | 600                        | 300                        | -                          | 200                    | 7300                     |
| BECAUSE OF FIRE PROTECTION. . . . .                               | 6 100  | 1 600                   | 1 100                    | 1 000                    | 1 000                    | 1 000                      | 300                        | 200                        | -                      | 5700                     |
| BECAUSE OF HOSPITALS OR HEALTH CLINICS. . . . .                   | 1 300  | 500                     | -                        | 200                      | -                        | 300                        | -                          | -                          | -                      | ...                      |
| HOUSEHOLD WOULD NOT LIKE TO MOVE. . . . .                         | 20 500 | 4 900                   | 2 700                    | 1 800                    | 4 100                    | 2 700                      | 3 400                      | 2 200                      | 2 500                  | 15100                    |
| NOT REPORTED. . . . .   | 1 100  | -                       | 200                      | 500                      | -                        | 300                        | -                          | -                          | -                      | ...                      |
| WITH ADEQUATE SERVICE. . . . .                                    | 63 700 | 11 400                  | 10 800                   | 7 100                    | 11 300                   | 12 200                     | 5 800                      | 3 500                      | 1 600                  | 7700                     |
| NOT REPORTED. . . . .   | 200    | -                       | -                        | -                        | -                        | -                          | -                          | 200                        | -                      | ...                      |

<sup>1</sup> WISH TO MOVE RELATES ONLY TO RESPONDENTS' OPINION OF SPECIFIC CONDITIONS.  
<sup>2</sup> FIGURES WILL NOT ADD TO TOTAL BECAUSE MORE THAN ONE INADEQUATE SERVICE WAS REPORTED FOR THE SAME UNIT.  
<sup>3</sup> WISH TO MOVE RELATES ONLY TO RESPONDENTS' OPINION OF SPECIFIC SERVICES.

TABLE A-16. INCOME OF FAMILIES AND PRIMARY INDIVIDUALS BY SELECTED NEIGHBORHOOD CHARACTERISTICS FOR HOUSING UNITS WITH BLACK HOUSEHOLD HEAD: 1976--CONTINUED

(DATA BASED ON SAMPLE, SEE TEXT. FOR MINIMUM BASE FOR DERIVED FIGURES (PERCENT, MEDIAN, ETC.) AND MEANING OF SYMBOLS, SEE TEXT)

| STANDARD METROPOLITAN STATISTICAL AREA<br>BALTIMORE, MD.<br>TOTAL | TOTAL  | LESS<br>THAN<br>\$3,000 | \$3,000<br>TO<br>\$4,999 | \$5,000<br>TO<br>\$6,999 | \$7,000<br>TO<br>\$9,999 | \$10,000<br>TO<br>\$14,999 | \$15,000<br>TO<br>\$19,999 | \$20,000<br>TO<br>\$24,999 | \$25,000<br>OR<br>MORE | MEDIAN<br>(DOL-<br>LARS) |
|---|--------|-------------------------|--------------------------|--------------------------|--------------------------|----------------------------|----------------------------|----------------------------|------------------------|--------------------------|
| OVERALL OPINION OF NEIGHBORHOOD                                   |        |                         |                          |                          |                          |                            |                            |                            |                        |                          |
| OWNER OCCUPIED.   | 52 300 | 4 300                   | 3 600                    | 5 800                    | 5 600                    | 8 000                      | 10 700                     | 4 600                      | 9 700                  | 14200                    |
| EXCELLENT   | 13 300 | 500                     | 200                      | 1 500                    | 1 400                    | 2 400                      | 3 100                      | 500                        | 3 800                  | 16200                    |
| GOOD  | 23 700 | 2 700                   | 1 900                    | 2 300                    | 1 500                    | 4 000                      | 4 600                      | 3 000                      | 3 700                  | 14400                    |
| FAIR  | 13 400 | 1 100                   | 1 100                    | 1 600                    | 2 700                    | 1 400                      | 2 500                      | 1 100                      | 1 900                  | 10700                    |
| POOR  | 1 900  | -                       | 500                      | 500                      | -                        | 300                        | 500                        | -                          | 200                    | ...                      |
| NOT REPORTED  | 200    | -                       | -                        | -                        | -                        | -                          | -                          | -                          | 200                    | ...                      |
| HOUSEHOLD WOULD LIKE TO MOVE.                                     | 6 800  | 400                     | 800                      | 600                      | 800                      | 800                        | 1 700                      | 300                        | 1 400                  | 15100                    |
| EXCELLENT   | 300    | -                       | -                        | -                        | 200                      | -                          | 200                        | -                          | -                      | ...                      |
| GOOD  | 1 900  | -                       | 300                      | -                        | 200                      | 200                        | 600                        | 300                        | 300                    | ...                      |
| FAIR  | 3 200  | 400                     | 200                      | 200                      | 500                      | 300                        | 600                        | -                          | 1 100                  | ...                      |
| POOR  | 1 400  | -                       | 300                      | 500                      | -                        | 300                        | 300                        | -                          | -                      | ...                      |
| NOT REPORTED  | -      | -                       | -                        | -                        | -                        | -                          | -                          | -                          | -                      | ...                      |
| HOUSEHOLD WOULD NOT LIKE TO MOVE.                                 | 45 400 | 3 900                   | 2 800                    | 5 100                    | 4 800                    | 7 300                      | 9 000                      | 4 200                      | 6 300                  | 14200                    |
| EXCELLENT   | 12 800 | 500                     | 200                      | 1 300                    | 1 300                    | 2 400                      | 3 000                      | 500                        | 3 800                  | 16400                    |
| GOOD  | 21 800 | 2 700                   | 1 600                    | 2 300                    | 1 300                    | 3 800                      | 4 000                      | 2 700                      | 3 400                  | 13900                    |
| FAIR  | 10 200 | 800                     | 900                      | 1 400                    | 2 200                    | 1 100                      | 1 900                      | 1 100                      | 800                    | 9700                     |
| POOR  | 500    | -                       | 100                      | -                        | -                        | -                          | 200                        | -                          | 200                    | ...                      |
| NOT REPORTED  | 200    | -                       | -                        | -                        | -                        | -                          | -                          | -                          | 200                    | ...                      |
| RENTER OCCUPIED   | 97 700 | 19 700                  | 15 800                   | 10 800                   | 17 500                   | 16 900                     | 9 300                      | 5 600                      | 2 000                  | 7400                     |
| EXCELLENT   | 10 600 | 1 600                   | 1 700                    | 1 000                    | 1 600                    | 1 900                      | 1 500                      | 900                        | 500                    | 9000                     |
| GOOD  | 37 400 | 5 500                   | 5 200                    | 4 000                    | 6 700                    | 7 500                      | 4 800                      | 2 500                      | 1 100                  | 8800                     |
| FAIR  | 40 100 | 9 200                   | 7 600                    | 5 000                    | 7 500                    | 6 200                      | 2 600                      | 1 600                      | 500                    | 6300                     |
| POOR  | 9 200  | 3 400                   | 1 300                    | 1 000                    | 1 700                    | 1 100                      | 300                        | 300                        | -                      | 4800                     |
| NOT REPORTED  | 500    | -                       | -                        | -                        | -                        | 200                        | 200                        | -                          | -                      | ...                      |
| HOUSEHOLD WOULD LIKE TO MOVE.                                     | 26 200 | 4 800                   | 5 500                    | 3 400                    | 4 300                    | 4 600                      | 1 900                      | 1 300                      | 500                    | 6700                     |
| EXCELLENT   | 600    | 200                     | -                        | -                        | -                        | 200                        | 200                        | -                          | 200                    | ...                      |
| GOOD  | 3 500  | -                       | 500                      | 600                      | 500                      | 1 300                      | 500                        | 200                        | -                      | ...                      |
| FAIR  | 15 100 | 2 200                   | 3 900                    | 2 100                    | 2 600                    | 2 100                      | 1 100                      | 800                        | 300                    | 6400                     |
| POOR  | 6 900  | 2 400                   | 1 100                    | 600                      | 1 300                    | 1 100                      | -                          | 300                        | -                      | 4800                     |
| NOT REPORTED  | 200    | -                       | -                        | -                        | -                        | -                          | 200                        | -                          | -                      | ...                      |
| HOUSEHOLD WOULD NOT LIKE TO MOVE.                                 | 71 200 | 14 900                  | 10 400                   | 7 500                    | 13 200                   | 12 300                     | 7 200                      | 4 100                      | 1 600                  | 7600                     |
| EXCELLENT   | 9 800  | 1 400                   | 1 700                    | 1 000                    | 1 600                    | 1 700                      | 1 100                      | 900                        | 300                    | 8500                     |
| GOOD  | 33 900 | 5 500                   | 4 800                    | 3 300                    | 6 200                    | 6 300                      | 4 300                      | 2 400                      | 1 100                  | 8600                     |
| FAIR  | 25 100 | 7 000                   | 3 700                    | 2 900                    | 5 000                    | 4 200                      | 1 400                      | 800                        | 200                    | 6300                     |
| POOR  | 2 300  | 1 000                   | 200                      | 300                      | 500                      | -                          | 300                        | -                          | -                      | ...                      |
| NOT REPORTED  | 200    | -                       | -                        | -                        | -                        | 200                        | -                          | -                          | -                      | ...                      |
| NOT REPORTED  | 300    | -                       | -                        | -                        | -                        | -                          | 200                        | 200                        | -                      | ...                      |

TABLE A-17. VALUE OF OWNER OCCUPIED HOUSING UNITS BY OCCUPANCY AND UTILIZATION CHARACTERISTICS AND SERVICES AVAILABLE FOR HOUSING UNITS WITH BLACK HOUSEHOLD HEAD: 1976

(DATA BASED ON SAMPLE, SEE TEXT. FOR MINIMUM BASE FOR DERIVED FIGURES (PERCENT, MEDIAN, ETC.) AND MEANING OF SYMBOLS, SEE TEXT)

| STANDARD METROPOLITAN STATISTICAL AREA<br>BALTIMORE, MD.<br>TOTAL | TOTAL  | LESS<br>THAN<br>\$10,000 | \$10,000<br>TO<br>\$19,999 | \$20,000<br>TO<br>\$24,999 | \$25,000<br>TO<br>\$29,999 | \$30,000<br>TO<br>\$34,999 | \$35,000<br>TO<br>\$39,999 | \$40,000<br>TO<br>\$49,999 | \$50,000<br>OR<br>MORE | MEDIAN<br>(DOL-<br>LARS) |
|---|--------|--------------------------|----------------------------|----------------------------|----------------------------|----------------------------|----------------------------|----------------------------|------------------------|--------------------------|
| SPECIFIED OWNER OCCUPIED <sup>1</sup>                             |        |                          |                            |                            |                            |                            |                            |                            |                        |                          |
|   | 48 800 | 8 700                    | 14 900                     | 6 000                      | 6 000                      | 4 400                      | 2 700                      | 3 000                      | 3 300                  | 20700                    |
| DURATION OF OCCUPANCY   |        |                          |                            |                            |                            |                            |                            |                            |                        |                          |
| HOUSEHOLD HEAD LIVED HERE:  |        |                          |                            |                            |                            |                            |                            |                            |                        |                          |
| LESS THAN 3 MONTHS.   | 1 300  | 200                      | 300                        | -                          | 200                        | 200                        | 200                        | -                          | 300                    | ...                      |
| 3 MONTHS OR LONGER.   | 47 500 | 8 500                    | 14 600                     | 6 000                      | 5 800                      | 4 200                      | 2 500                      | 3 000                      | 3 000                  | 20600                    |
| LIVED HERE LAST WINTER.   | 46 900 | 8 500                    | 14 700                     | 6 000                      | 5 500                      | 4 200                      | 2 400                      | 2 800                      | 2 800                  | 20200                    |
| CONDITION OF KITCHEN FACILITIES                                   |        |                          |                            |                            |                            |                            |                            |                            |                        |                          |
| WITH COMPLETE KITCHEN FACILITIES.                                 | 47 900 | 8 400                    | 14 600                     | 5 700                      | 6 000                      | 4 400                      | 2 700                      | 3 000                      | 3 300                  | 20900                    |
| ALL USABLE.   | 47 500 | 8 200                    | 14 600                     | 5 700                      | 5 800                      | 4 400                      | 2 500                      | 3 000                      | 3 300                  | 20300                    |
| 1 OR MORE NOT USABLE.   | 300    | 200                      | -                          | -                          | -                          | -                          | 100                        | -                          | -                      | ...                      |
| NOT REPORTED.   | 200    | -                        | -                          | -                          | 200                        | -                          | -                          | -                          | -                      | ...                      |
| LACKING COMPLETE KITCHEN FACILITIES                               | 900    | 300                      | 300                        | 300                        | -                          | -                          | -                          | -                          | -                      | ...                      |
| BEDROOMS  |        |                          |                            |                            |                            |                            |                            |                            |                        |                          |
| NONE AND 1.   | 400    | 100                      | -                          | 100                        | -                          | -                          | 200                        | -                          | -                      | ...                      |
| 2 OR MORE   | 48 300 | 8 500                    | 14 900                     | 5 900                      | 6 000                      | 4 400                      | 2 500                      | 3 000                      | 3 300                  | 20700                    |
| NONE LACKING PRIVACY.   | 43 900 | 7 100                    | 13 200                     | 5 600                      | 5 800                      | 4 200                      | 2 200                      | 2 800                      | 3 000                  | 21500                    |
| 1 OR MORE LACKING PRIVACY   | 4 300  | 1 400                    | 1 700                      | 300                        | 200                        | 200                        | 300                        | -                          | 300                    | 14300                    |
| PRIVACY NOT REPORTED.   | 100    | -                        | -                          | -                          | -                          | -                          | -                          | -                          | -                      | ...                      |
| 3-OR-MORE-PERSON HOUSEHOLDS.                                      | 32 500 | 5 100                    | 9 400                      | 4 000                      | 4 600                      | 2 900                      | 1 800                      | 2 200                      | 2 500                  | 22100                    |
| NO BEDROOMS USED BY 3 PERSONS OR MORE                             | 29 300 | 5 000                    | 8 000                      | 3 900                      | 4 100                      | 2 400                      | 1 500                      | 2 000                      | 2 500                  | 22200                    |
| BEDROOMS USED BY 3 PERSONS OR MORE.                               | 3 200  | 200                      | 1 500                      | 200                        | 500                        | 500                        | 300                        | 200                        | -                      | ...                      |
| 1   | 3 200  | 200                      | 1 500                      | 200                        | 500                        | 500                        | 300                        | 200                        | -                      | ...                      |
| 2 OR MORE   | -      | -                        | -                          | -                          | -                          | -                          | -                          | -                          | -                      | ...                      |
| BEDROOMS USED BY PERSONS 13 YEARS OF AGE OR OLDER.                | 2 700  | 200                      | 1 100                      | -                          | 500                        | 500                        | 300                        | 200                        | -                      | ...                      |
| NO BEDROOMS USED BY PERSONS 13 YEARS OF AGE OR OLDER.             | 500    | -                        | 300                        | 200                        | -                          | -                          | -                          | -                          | -                      | ...                      |
| NOT REPORTED.   | -      | -                        | -                          | -                          | -                          | -                          | -                          | -                          | -                      | ...                      |
| NO BEDROOMS   | -      | -                        | -                          | -                          | -                          | -                          | -                          | -                          | -                      | ...                      |
| NOT REPORTED.   | -      | -                        | -                          | -                          | -                          | -                          | -                          | -                          | -                      | ...                      |
| 1- AND 2-PERSON HOUSEHOLDS.                                       | 16 300 | 3 500                    | 5 400                      | 2 000                      | 1 400                      | 1 500                      | 900                        | 800                        | 800                    | 18500                    |

<sup>1</sup>LIMITED TO 1-FAMILY HOMES OR LESS THAN 10 ACRES AND NO BUSINESS ON PROPERTY.

TABLE A-17. VALUE OF OWNER OCCUPIED HOUSING UNITS BY OCCUPANCY AND UTILIZATION CHARACTERISTICS AND SERVICES AVAILABLE FOR HOUSING UNITS WITH BLACK HOUSEHOLD HEAD: 1976--CONTINUED

(DATA BASED ON SAMPLE, SEE TEXT, FOR MINIMUM BASE FOR DERIVED FIGURES (PERCENT, MEDIAN, ETC.) AND MEANING OF SYMBOLS, SEE TEXT)

| STANDARD METROPOLITAN STATISTICAL AREA<br>BALTIMORE, MD.<br>TOTAL | TOTAL  | LESS THAN<br>\$10,000 | \$10,000<br>TO<br>\$19,999 | \$20,000<br>TO<br>\$24,999 | \$25,000<br>TO<br>\$29,999 | \$30,000<br>TO<br>\$34,999 | \$35,000<br>TO<br>\$39,999 | \$40,000<br>TO<br>\$49,999 | \$50,000<br>OR<br>MORE | MEDIAN<br>(DOL-<br>LARS) |
|---|--------|-----------------------|----------------------------|----------------------------|----------------------------|----------------------------|----------------------------|----------------------------|------------------------|--------------------------|
| SPECIFIED OWNER OCCUPIED <sup>1</sup> --CONTINUED                 |        |                       |                            |                            |                            |                            |                            |                            |                        |                          |
| GARBAGE COLLECTION SERVICE  |        |                       |                            |                            |                            |                            |                            |                            |                        |                          |
| WITH SERVICE . . . . .  | 48 400 | 8 700                 | 14 700                     | 5 900                      | 6 000                      | 4 400                      | 2 700                      | 3 000                      | 3 100                  | 20700                    |
| LESS THAN ONCE A WEEK . . . . .                                   |        |                       |                            |                            |                            |                            |                            |                            |                        |                          |
| ONCE A WEEK . . . . .   | 800    |                       | 300                        |                            |                            | 200                        | 200                        |                            | 200                    |                          |
| TWICE A WEEK OR MORE . . . . .                                    | 47 600 | 8 700                 | 14 400                     | 5 900                      | 6 000                      | 4 200                      | 2 500                      | 3 000                      | 3 000                  | 20600                    |
| DON'T KNOW . . . . .  |        |                       |                            |                            |                            |                            |                            |                            |                        |                          |
| NOT REPORTED . . . . .  |        |                       |                            |                            |                            |                            |                            |                            |                        |                          |
| NO SERVICE . . . . .  | 400    |                       | 100                        | 100                        |                            |                            |                            |                            | 100                    | ...                      |
| METHOD OF DISPOSAL:   |        |                       |                            |                            |                            |                            |                            |                            |                        |                          |
| INCINERATOR, TRASH CHUTE, OR COMPACTOR . . . . .                  |        |                       |                            |                            |                            |                            |                            |                            |                        |                          |
| GARBAGE DISPOSAL . . . . .  |        |                       |                            |                            |                            |                            |                            |                            |                        |                          |
| OTHER MEANS . . . . .   | 400    |                       | 100                        | 100                        |                            |                            |                            |                            | 100                    | ...                      |
| NOT REPORTED . . . . .  |        |                       |                            |                            |                            |                            |                            |                            |                        |                          |
| DON'T KNOW . . . . .  |        |                       |                            |                            |                            |                            |                            |                            |                        |                          |
| NOT REPORTED . . . . .  |        |                       |                            |                            |                            |                            |                            |                            |                        |                          |
| EXTERMINATOR SERVICE  |        |                       |                            |                            |                            |                            |                            |                            |                        |                          |
| NO SIGNS OF MICE OR RATS . . . . .                                | 47 500 | 8 500                 | 14 600                     | 6 000                      | 5 800                      | 4 200                      | 2 500                      | 3 000                      | 3 000                  | 20600                    |
| WITH SIGNS OF MICE OR RATS . . . . .                              | 39 700 | 6 700                 | 11 700                     | 4 700                      | 5 500                      | 3 600                      | 2 100                      | 2 800                      | 2 700                  | 21600                    |
| REGULAR EXTERMINATION SERVICE . . . . .                           | 7 800  | 1 800                 | 2 900                      | 1 300                      | 300                        | 600                        | 500                        | 200                        | 300                    | 17300                    |
| IRREGULAR EXTERMINATION SERVICE . . . . .                         | 1 100  | 300                   | 300                        | 200                        | 100                        |                            | 200                        |                            |                        | ...                      |
| NO EXTERMINATION SERVICE . . . . .                                | 2 300  | 1 200                 | 300                        | 200                        |                            | 500                        | 200                        |                            |                        | ...                      |
| NOT REPORTED . . . . .  | 4 400  | 300                   | 2 300                      | 900                        | 200                        | 100                        | 200                        | 200                        | 300                    | 18400                    |
| NOT REPORTED . . . . .  |        |                       |                            |                            |                            |                            |                            |                            |                        |                          |
| OCCUPIED LESS THAN 3 MONTHS . . . . .                             | 1 300  | 200                   | 300                        |                            | 200                        | 200                        | 200                        |                            | 300                    | ...                      |

<sup>1</sup>LIMITED TO 1-FAMILY HOMES ON LESS THAN 10 ACRES AND NO BUSINESS ON PROPERTY.

TABLE A-18. VALUE OF OWNER OCCUPIED HOUSING UNITS BY DEFICIENCIES IN SELECTED STRUCTURAL CHARACTERISTICS FOR HOUSING UNITS WITH BLACK HOUSEHOLD HEAD: 1976

(DATA BASED ON SAMPLE, SEE TEXT, FOR MINIMUM BASE FOR DERIVED FIGURES (PERCENT, MEDIAN, ETC.) AND MEANING OF SYMBOLS, SEE TEXT)

| STANDARD METROPOLITAN STATISTICAL AREA<br>BALTIMORE, MD.<br>TOTAL | TOTAL  | LESS THAN<br>\$10,000 | \$10,000<br>TO<br>\$19,999 | \$20,000<br>TO<br>\$24,999 | \$25,000<br>TO<br>\$29,999 | \$30,000<br>TO<br>\$34,999 | \$35,000<br>TO<br>\$39,999 | \$40,000<br>TO<br>\$49,999 | \$50,000<br>OR<br>MORE | MEDIAN<br>(DOL-<br>LARS) |
|---|--------|-----------------------|----------------------------|----------------------------|----------------------------|----------------------------|----------------------------|----------------------------|------------------------|--------------------------|
| SPECIFIED OWNER OCCUPIED <sup>1</sup> . . . . .                   |        |                       |                            |                            |                            |                            |                            |                            |                        |                          |
| ELECTRIC WIRING   |        |                       |                            |                            |                            |                            |                            |                            |                        |                          |
| ALL WIRING CONCEALED IN WALLS OR METAL COVERING . . . . .         | 48 300 | 8 500                 | 14 700                     | 6 000                      | 6 000                      | 4 200                      | 2 700                      | 3 000                      | 3 300                  | 20800                    |
| SOME OR ALL WIRING EXPOSED . . . . .                              | 500    | 100                   | 200                        |                            |                            | 100                        |                            |                            |                        | ...                      |
| NOT REPORTED . . . . .  |        |                       |                            |                            |                            |                            |                            |                            |                        |                          |
| ELECTRIC WALL OUTLETS   |        |                       |                            |                            |                            |                            |                            |                            |                        |                          |
| WITH WORKING OUTLETS IN EACH ROOM . . . . .                       | 46 600 | 7 900                 | 14 100                     | 5 900                      | 5 800                      | 4 400                      | 2 500                      | 3 000                      | 3 100                  | 21100                    |
| LACKING WORKING OUTLETS IN SOME OR ALL ROOMS . . . . .            | 2 200  | 800                   | 800                        | 100                        | 200                        |                            | 100                        |                            | 100                    | ...                      |
| NOT REPORTED . . . . .  |        |                       |                            |                            |                            |                            |                            |                            |                        |                          |
| BASEMENT  |        |                       |                            |                            |                            |                            |                            |                            |                        |                          |
| WITH BASEMENT . . . . .   | 44 700 | 8 400                 | 14 000                     | 5 700                      | 5 700                      | 4 200                      | 1 600                      | 2 600                      | 2 900                  | 20000                    |
| NO WATER LEAKAGE . . . . .  | 38 100 | 7 500                 | 11 900                     | 4 200                      | 5 000                      | 3 900                      | 1 300                      | 2 300                      | 2 600                  | 19700                    |
| WITH WATER LEAKAGE . . . . .                                      | 6 200  | 500                   | 2 100                      | 1 600                      | 600                        | 300                        | 300                        | 300                        | 500                    | 21800                    |
| DON'T KNOW . . . . .  | 300    | 300                   |                            |                            |                            |                            |                            |                            |                        | ...                      |
| NOT REPORTED . . . . .  |        |                       |                            |                            |                            |                            |                            |                            |                        |                          |
| NO BASEMENT . . . . .   | 4 100  | 300                   | 900                        | 300                        | 300                        | 200                        | 1 100                      | 300                        | 800                    | 35400                    |
| ROOF  |        |                       |                            |                            |                            |                            |                            |                            |                        |                          |
| NO WATER LEAKAGE . . . . .  | 43 000 | 6 500                 | 13 600                     | 5 700                      | 5 300                      | 4 200                      | 2 200                      | 2 800                      | 2 700                  | 21300                    |
| WITH WATER LEAKAGE . . . . .                                      | 5 300  | 2 000                 | 1 200                      | 300                        | 600                        | 200                        | 500                        | 100                        | 400                    | 15600                    |
| DON'T KNOW . . . . .  | 200    | 200                   |                            |                            |                            |                            |                            |                            |                        | ...                      |
| NOT REPORTED . . . . .  | 300    |                       | 100                        |                            |                            |                            |                            |                            | 200                    | ...                      |
| INTERIOR CEILINGS AND WALLS                                       |        |                       |                            |                            |                            |                            |                            |                            |                        |                          |
| OPEN CRACKS OR HOLES:   |        |                       |                            |                            |                            |                            |                            |                            |                        |                          |
| NO OPEN CRACKS OR HOLES . . . . .                                 | 45 100 | 7 000                 | 13 900                     | 6 000                      | 6 000                      | 4 200                      | 2 400                      | 2 900                      | 2 800                  | 21300                    |
| WITH OPEN CRACKS OR HOLES . . . . .                               | 3 700  | 1 600                 | 1 000                      |                            |                            | 200                        | 300                        | 100                        | 500                    | ...                      |
| NOT REPORTED . . . . .  |        |                       |                            |                            |                            |                            |                            |                            |                        |                          |
| BROKEN PLASTER:   |        |                       |                            |                            |                            |                            |                            |                            |                        |                          |
| NO BROKEN PLASTER . . . . .                                       | 46 600 | 7 700                 | 14 100                     | 6 000                      | 6 000                      | 4 200                      | 2 700                      | 2 800                      | 3 100                  | 21300                    |
| WITH BROKEN PLASTER . . . . .                                     | 2 200  | 1 000                 | 800                        |                            |                            | 200                        |                            | 100                        | 100                    | ...                      |
| NOT REPORTED . . . . .  |        |                       |                            |                            |                            |                            |                            |                            |                        |                          |
| PEELING PAINT:  |        |                       |                            |                            |                            |                            |                            |                            |                        |                          |
| NO PEELING PAINT . . . . .  | 46 800 | 8 200                 | 13 800                     | 5 700                      | 5 800                      | 4 400                      | 2 700                      | 3 000                      | 3 300                  | 21200                    |
| WITH PEELING PAINT . . . . .                                      | 2 000  | 500                   | 1 100                      | 300                        | 100                        |                            |                            |                            |                        | ...                      |
| NOT REPORTED . . . . .  |        |                       |                            |                            |                            |                            |                            |                            |                        |                          |
| INTERIOR FLOORS   |        |                       |                            |                            |                            |                            |                            |                            |                        |                          |
| NO HOLES IN FLOOR . . . . .                                       | 47 500 | 8 100                 | 14 400                     | 6 000                      | 6 000                      | 4 200                      | 2 500                      | 3 000                      | 3 300                  | 21000                    |
| WITH HOLES IN FLOOR . . . . .                                     | 1 100  | 500                   | 500                        |                            |                            | 100                        |                            |                            |                        | ...                      |
| NOT REPORTED . . . . .  | 200    |                       |                            |                            |                            |                            | 200                        |                            |                        | ...                      |
| SELECTED STRUCTURAL DEFICIENCIES AND WISH TO MOVE                 |        |                       |                            |                            |                            |                            |                            |                            |                        |                          |
| WITH STRUCTURAL DEFICIENCIES . . . . .                            | 13 900 | 3 200                 | 4 300                      | 2 200                      | 1 100                      | 600                        | 800                        | 400                        | 900                    | 18500                    |
| HOUSEHOLD WOULD LIKE TO MOVE . . . . .                            | 500    | 200                   | 200                        |                            | 200                        |                            |                            |                            |                        | ...                      |
| BECAUSE OF 1 CONDITION . . . . .                                  | 200    |                       | 200                        |                            |                            |                            |                            |                            |                        | ...                      |
| BECAUSE OF 2 CONDITIONS . . . . .                                 | 200    |                       |                            |                            |                            |                            |                            |                            |                        | ...                      |
| BECAUSE OF 3 OR MORE CONDITIONS . . . . .                         | 200    | 200                   |                            |                            | 200                        |                            |                            |                            |                        | ...                      |
| HOUSEHOLD WOULD NOT LIKE TO MOVE . . . . .                        | 13 200 | 3 000                 | 4 000                      | 2 200                      | 1 000                      | 800                        | 800                        | 400                        | 900                    | 18200                    |
| NOT REPORTED . . . . .  | 200    |                       | 200                        |                            |                            |                            |                            |                            |                        | ...                      |
| NO STRUCTURAL DEFICIENCIES . . . . .                              | 34 900 | 5 400                 | 10 500                     | 3 800                      | 4 900                      | 3 600                      | 1 900                      | 2 500                      | 2 300                  | 22000                    |
| NOT REPORTED . . . . .  |        |                       |                            |                            |                            |                            |                            |                            |                        |                          |

<sup>1</sup>LIMITED TO 1-FAMILY HOMES ON LESS THAN 10 ACRES AND NO BUSINESS ON PROPERTY.

TABLE A-18. VALUE OF OWNER OCCUPIED HOUSING UNITS BY DEFICIENCIES IN SELECTED STRUCTURAL CHARACTERISTICS FOR HOUSING UNITS WITH BLACK HOUSEHOLD HEAD: 1976--CONTINUED

(DATA BASED ON SAMPLE, SEE TEXT. FOR MINIMUM BASE FOR DERIVED FIGURES (PERCENT, MEDIAN, ETC.) AND MEANING OF SYMBOLS, SEE TEXT)

| STANDARD METROPOLITAN STATISTICAL AREA<br>BALTIMORE, MD.<br>TOTAL | TOTAL  | LESS THAN<br>\$10,000 | \$10,000<br>TO<br>\$19,999 | \$20,000<br>TO<br>\$24,999 | \$25,000<br>TO<br>\$29,999 | \$30,000<br>TO<br>\$34,999 | \$35,000<br>TO<br>\$39,999 | \$40,000<br>TO<br>\$49,999 | \$50,000<br>OR<br>MORE | MEDIAN<br>(DOL-<br>LARS) |
|---|--------|-----------------------|----------------------------|----------------------------|----------------------------|----------------------------|----------------------------|----------------------------|------------------------|--------------------------|
| SPECIFIED OWNER OCCUPIED <sup>1</sup> --CONTINUED                 |        |                       |                            |                            |                            |                            |                            |                            |                        |                          |
| OVERALL OPINION OF STRUCTURE                                      |        |                       |                            |                            |                            |                            |                            |                            |                        |                          |
| EXCELLENT . . . . .   | 11 900 | 700                   | 2 600                      | 1 100                      | 1 900                      | 1 400                      | 1 400                      | 1 300                      | 1 500                  | 29200                    |
| GOOD . . . . .  | 22 400 | 3 700                 | 7 000                      | 3 500                      | 2 500                      | 2 100                      | 1 300                      | 1 200                      | 1 100                  | 20800                    |
| FAIR . . . . .  | 12 500 | 3 700                 | 4 400                      | 1 400                      | 1 400                      | 800                        | -                          | 300                        | 500                    | 15800                    |
| POOR . . . . .  | 1 900  | 600                   | 900                        | -                          | 200                        | -                          | -                          | 200                        | -                      | ...                      |
| NOT REPORTED . . . . .  | 200    | -                     | -                          | -                          | -                          | -                          | -                          | -                          | 200                    | ...                      |

<sup>1</sup>LIMITED TO 1-FAMILY HOMES ON LESS THAN 10 ACRES AND NO BUSINESS ON PROPERTY.

TABLE A-19. VALUE OF OWNER OCCUPIED HOUSING UNITS BY FAILURES IN PLUMBING FACILITIES AND EQUIPMENT FOR HOUSING UNITS WITH BLACK HOUSEHOLD HEAD: 1976

(DATA BASED ON SAMPLE, SEE TEXT. FOR MINIMUM BASE FOR DERIVED FIGURES (PERCENT, MEDIAN, ETC.) AND MEANING OF SYMBOLS, SEE TEXT)

| STANDARD METROPOLITAN STATISTICAL AREA<br>BALTIMORE, MD.<br>TOTAL | TOTAL  | LESS THAN<br>\$10,000 | \$10,000<br>TO<br>\$19,999 | \$20,000<br>TO<br>\$24,999 | \$25,000<br>TO<br>\$29,999 | \$30,000<br>TO<br>\$34,999 | \$35,000<br>TO<br>\$39,999 | \$40,000<br>TO<br>\$49,999 | \$50,000<br>OR<br>MORE | MEDIAN<br>(DOL-<br>LARS) |
|---|--------|-----------------------|----------------------------|----------------------------|----------------------------|----------------------------|----------------------------|----------------------------|------------------------|--------------------------|
| SPECIFIED OWNER OCCUPIED <sup>1</sup> . . . . .                   |        |                       |                            |                            |                            |                            |                            |                            |                        |                          |
| UNITS OCCUPIED 3 MONTHS OR LONGER . . . . .                       |        |                       |                            |                            |                            |                            |                            |                            |                        |                          |
| WATER SUPPLY  |        |                       |                            |                            |                            |                            |                            |                            |                        |                          |
| WITH PIPED WATER INSIDE STRUCTURE . . . . .                       | 46 900 | 8 200                 | 14 400                     | 5 900                      | 5 800                      | 4 200                      | 2 500                      | 3 000                      | 3 000                  | 20700                    |
| NO BREAKDOWNS . . . . .   | 45 200 | 8 000                 | 14 100                     | 5 600                      | 5 800                      | 4 000                      | 2 400                      | 2 800                      | 2 500                  | 20400                    |
| WITH BREAKDOWNS . . . . .   | 1 400  | 200                   | 300                        | 100                        | -                          | 200                        | 100                        | -                          | 400                    | ...                      |
| UNUSABLE 6 CONSECUTIVE HOURS OR LONGER:                           |        |                       |                            |                            |                            |                            |                            |                            |                        |                          |
| 1 TIME . . . . .  | 900    | -                     | 300                        | 100                        | -                          | -                          | -                          | -                          | 400                    | ...                      |
| 2 TIMES . . . . .   | 200    | 200                   | -                          | -                          | -                          | -                          | -                          | -                          | -                      | ...                      |
| 3 TIMES OR MORE . . . . .   | 300    | -                     | -                          | -                          | -                          | 200                        | 100                        | -                          | -                      | ...                      |
| NOT REPORTED . . . . .  | -      | -                     | -                          | -                          | -                          | -                          | -                          | -                          | -                      | ...                      |
| DON'T KNOW . . . . .  | 200    | -                     | -                          | 200                        | -                          | -                          | -                          | -                          | -                      | ...                      |
| NOT REPORTED . . . . .  | 200    | -                     | -                          | -                          | -                          | -                          | -                          | 200                        | -                      | ...                      |
| REASON FOR BREAKDOWN:   |        |                       |                            |                            |                            |                            |                            |                            |                        |                          |
| PROBLEMS INSIDE BUILDING . . . . .                                | 500    | 200                   | -                          | 100                        | -                          | 200                        | -                          | -                          | -                      | ...                      |
| PROBLEMS OUTSIDE BUILDING . . . . .                               | 900    | -                     | 300                        | -                          | -                          | -                          | 100                        | -                          | 400                    | ...                      |
| NOT REPORTED . . . . .  | -      | -                     | -                          | -                          | -                          | -                          | -                          | -                          | -                      | ...                      |
| NO PIPED WATER INSIDE STRUCTURE . . . . .                         | 600    | 300                   | 100                        | 100                        | -                          | -                          | -                          | -                          | -                      | ...                      |
| SEWAGE DISPOSAL   |        |                       |                            |                            |                            |                            |                            |                            |                        |                          |
| WITH PUBLIC SEWER, SEPTIC TANK, OR CESSPOOL . . . . .             | 46 500 | 8 000                 | 14 300                     | 5 700                      | 5 800                      | 4 200                      | 2 500                      | 3 000                      | 3 000                  | 20600                    |
| NO BREAKDOWNS . . . . .   | 46 100 | 8 000                 | 14 100                     | 5 600                      | 5 800                      | 4 200                      | 2 500                      | 3 000                      | 3 000                  | 20600                    |
| WITH BREAKDOWNS . . . . .   | 200    | -                     | 200                        | -                          | -                          | -                          | -                          | -                          | -                      | ...                      |
| UNUSABLE 6 CONSECUTIVE HOURS OR LONGER:                           |        |                       |                            |                            |                            |                            |                            |                            |                        |                          |
| 1 TIME . . . . .  | 200    | -                     | 200                        | -                          | -                          | -                          | -                          | -                          | -                      | ...                      |
| 2 TIMES . . . . .   | -      | -                     | -                          | -                          | -                          | -                          | -                          | -                          | -                      | ...                      |
| 3 TIMES OR MORE . . . . .   | -      | -                     | -                          | -                          | -                          | -                          | -                          | -                          | -                      | ...                      |
| NOT REPORTED . . . . .  | -      | -                     | -                          | -                          | -                          | -                          | -                          | -                          | -                      | ...                      |
| DON'T KNOW . . . . .  | 200    | -                     | -                          | 200                        | -                          | -                          | -                          | -                          | -                      | ...                      |
| NOT REPORTED . . . . .  | 200    | -                     | -                          | -                          | -                          | -                          | -                          | -                          | -                      | ...                      |
| WITH CHEMICAL TOILET, PRIVY, OR OTHER MEANS . . . . .             | 1 000  | 400                   | 300                        | 300                        | -                          | -                          | -                          | -                          | -                      | ...                      |
| FLUSH TOILET  |        |                       |                            |                            |                            |                            |                            |                            |                        |                          |
| WITH ALL PLUMBING FACILITIES . . . . .                            | 46 300 | 8 000                 | 14 300                     | 5 700                      | 5 800                      | 4 200                      | 2 500                      | 3 000                      | 2 800                  | 20700                    |
| WITH ONLY 1 FLUSH TOILET . . . . .                                | 20 200 | 5 300                 | 6 400                      | 2 600                      | 1 400                      | 1 400                      | 900                        | 500                        | 1 200                  | 17500                    |
| NO BREAKDOWNS IN FLUSH TOILET . . . . .                           | 19 100 | 5 300                 | 5 800                      | 2 500                      | 1 400                      | 1 400                      | 900                        | 500                        | 900                    | 17400                    |
| WITH BREAKDOWNS IN FLUSH TOILET . . . . .                         | 1 100  | -                     | 600                        | 200                        | -                          | -                          | -                          | -                          | 300                    | ...                      |
| UNUSABLE 6 CONSECUTIVE HOURS OR LONGER:                           |        |                       |                            |                            |                            |                            |                            |                            |                        |                          |
| 1 TIME . . . . .  | 900    | -                     | 600                        | -                          | -                          | -                          | -                          | -                          | 300                    | ...                      |
| 2 TIMES . . . . .   | -      | -                     | -                          | -                          | -                          | -                          | -                          | -                          | -                      | ...                      |
| 3 TIMES . . . . .   | 200    | -                     | -                          | 200                        | -                          | -                          | -                          | -                          | -                      | ...                      |
| 4 TIMES OR MORE . . . . .   | -      | -                     | -                          | -                          | -                          | -                          | -                          | -                          | -                      | ...                      |
| NOT REPORTED . . . . .  | -      | -                     | -                          | -                          | -                          | -                          | -                          | -                          | -                      | ...                      |
| NOT REPORTED . . . . .  | -      | -                     | -                          | -                          | -                          | -                          | -                          | -                          | -                      | ...                      |
| REASON FOR BREAKDOWN:   |        |                       |                            |                            |                            |                            |                            |                            |                        |                          |
| PROBLEMS INSIDE BUILDING . . . . .                                | 200    | -                     | 200                        | -                          | -                          | -                          | -                          | -                          | -                      | ...                      |
| PROBLEMS OUTSIDE BUILDING . . . . .                               | 900    | -                     | 500                        | 200                        | -                          | -                          | -                          | -                          | 300                    | ...                      |
| NOT REPORTED . . . . .  | -      | -                     | -                          | -                          | -                          | -                          | -                          | -                          | -                      | ...                      |
| LACKING SOME OR ALL PLUMBING FACILITIES . . . . .                 | 1 200  | 400                   | 300                        | 300                        | -                          | -                          | -                          | -                          | 100                    | ...                      |
| ELECTRIC FUSE BLOWOUTS  |        |                       |                            |                            |                            |                            |                            |                            |                        |                          |
| NO FUSE OR SWITCH BLOWOUTS . . . . .                              | 44 000 | 7 800                 | 13 300                     | 5 700                      | 5 500                      | 4 000                      | 2 500                      | 2 500                      | 2 600                  | 20800                    |
| WITH FUSE OR SWITCH BLOWOUTS . . . . .                            | 3 500  | 600                   | 1 300                      | 300                        | 300                        | 200                        | 200                        | 500                        | 300                    | ...                      |
| 1 TIME . . . . .  | 2 900  | 600                   | 1 100                      | 200                        | 100                        | 200                        | -                          | 500                        | 200                    | ...                      |
| 2 TIMES . . . . .   | 300    | -                     | -                          | 200                        | 200                        | -                          | -                          | -                          | -                      | ...                      |
| 3 TIMES OR MORE . . . . .   | 300    | -                     | 200                        | -                          | -                          | -                          | -                          | -                          | 200                    | ...                      |
| NOT REPORTED . . . . .  | -      | -                     | -                          | -                          | -                          | -                          | -                          | -                          | -                      | ...                      |
| DON'T KNOW . . . . .  | -      | -                     | -                          | -                          | -                          | -                          | -                          | -                          | -                      | ...                      |
| NOT REPORTED . . . . .  | -      | -                     | -                          | -                          | -                          | -                          | -                          | -                          | -                      | ...                      |
| UNITS OCCUPIED LAST WINTER . . . . .                              |        |                       |                            |                            |                            |                            |                            |                            |                        |                          |
| HEATING EQUIPMENT   |        |                       |                            |                            |                            |                            |                            |                            |                        |                          |
| WITH HEATING EQUIPMENT . . . . .                                  | 46 900 | 8 500                 | 14 700                     | 6 000                      | 5 500                      | 4 200                      | 2 400                      | 2 800                      | 2 800                  | 20200                    |
| NO BREAKDOWNS . . . . .   | 42 100 | 8 000                 | 13 000                     | 5 500                      | 4 700                      | 3 700                      | 2 100                      | 2 400                      | 2 800                  | 20100                    |
| WITH BREAKDOWNS . . . . .   | 4 600  | 500                   | 1 600                      | 500                        | 800                        | 500                        | 300                        | 500                        | 500                    | 22600                    |
| 1 TIME . . . . .  | 3 400  | 300                   | 1 300                      | 500                        | 500                        | 500                        | -                          | 300                        | -                      | ...                      |
| 2 TIMES . . . . .   | 800    | 200                   | 300                        | -                          | 300                        | -                          | -                          | -                          | -                      | ...                      |
| 3 TIMES . . . . .   | -      | -                     | -                          | -                          | -                          | -                          | -                          | -                          | -                      | ...                      |
| 4 TIMES OR MORE . . . . .   | 300    | -                     | -                          | -                          | -                          | -                          | 300                        | -                          | -                      | ...                      |
| NOT REPORTED . . . . .  | 200    | -                     | -                          | -                          | -                          | -                          | -                          | 200                        | -                      | ...                      |
| NOT REPORTED . . . . .  | 200    | -                     | 200                        | -                          | -                          | -                          | -                          | -                          | -                      | ...                      |
| NO HEATING EQUIPMENT . . . . .                                    | -      | -                     | -                          | -                          | -                          | -                          | -                          | -                          | -                      | ...                      |

<sup>1</sup>LIMITED TO 1-FAMILY HOMES ON LESS THAN 10 ACRES AND NO BUSINESS ON PROPERTY.

TABLE A-19. VALUE OF OWNER OCCUPIED HOUSING UNITS BY FAILURES IN PLUMBING FACILITIES AND EQUIPMENT FOR HOUSING UNITS WITH BLACK HOUSEHOLD HEAD: 1976--CONTINUED

(DATA BASED ON SAMPLE, SEE TEXT. FOR MINIMUM BASE FOR DERIVED FIGURES (PERCENT, MEDIAN, ETC.) AND MEANING OF SYMBOLS, SEE TEXT)

| STANDARD METROPOLITAN STATISTICAL AREA<br>BALTIMORE, MD.<br>TOTAL | TOTAL  | LESS THAN<br>\$10,000 | \$10,000 TO<br>\$19,999 | \$20,000 TO<br>\$24,999 | \$25,000 TO<br>\$29,999 | \$30,000 TO<br>\$34,999 | \$35,000 TO<br>\$39,999 | \$40,000 TO<br>\$49,999 | \$50,000 OR<br>MORE | MEDIAN<br>(DOLLARS) |
|---|--------|-----------------------|-------------------------|-------------------------|-------------------------|-------------------------|-------------------------|-------------------------|---------------------|---------------------|
| SPECIFIED OWNER OCCUPIED <sup>1</sup> --CONTINUED                 |        |                       |                         |                         |                         |                         |                         |                         |                     |                     |
| UNITS OCCUPIED LAST WINTER--CONTINUED                             |        |                       |                         |                         |                         |                         |                         |                         |                     |                     |
| INSUFFICIENT HEAT   |        |                       |                         |                         |                         |                         |                         |                         |                     |                     |
| ADDITIONAL HEAT SOURCE:   |        |                       |                         |                         |                         |                         |                         |                         |                     |                     |
| WITH SPECIFIED HEATING EQUIPMENT <sup>2</sup>                     | 46 200 | 8 200                 | 14 600                  | 5 900                   | 5 500                   | 4 200                   | 2 400                   | 2 800                   | 2 800               | 20300               |
| NO ADDITIONAL HEAT SOURCE USED:                                   | 41 500 | 6 600                 | 13 300                  | 5 600                   | 5 000                   | 4 000                   | 1 900                   | 2 700                   | 2 500               | 20600               |
| USED KITCHEN STOVE, FIREPLACE,<br>OR PORTABLE HEATER              | 4 700  | 1 600                 | 1 300                   | 300                     | 500                     | 200                     | 500                     | 200                     | 300                 | 16200               |
| NOT REPORTED  | -      | -                     | -                       | -                       | -                       | -                       | -                       | -                       | -                   | -                   |
| LACKING SPECIFIED HEATING EQUIPMENT OR NONE                       | 600    | 300                   | 200                     | 100                     | -                       | -                       | -                       | -                       | -                   | ...                 |
| ROOMS LACKING SPECIFIED HEAT SOURCE:                              |        |                       |                         |                         |                         |                         |                         |                         |                     |                     |
| WITH SPECIFIED HEATING EQUIPMENT <sup>2</sup>                     | 46 200 | 8 200                 | 14 600                  | 5 900                   | 5 500                   | 4 200                   | 2 400                   | 2 800                   | 2 800               | 20300               |
| NO ROOMS LACKING AIR DUCTS, REGISTERS,<br>RADIATORS, OR HEATERS   | 40 700 | 6 800                 | 12 600                  | 5 600                   | 4 700                   | 4 000                   | 2 100                   | 2 700                   | 2 300               | 20900               |
| ROOMS LACKING AIR DUCTS, REGISTERS,<br>RADIATORS, OR HEATERS      | 5 500  | 1 400                 | 1 900                   | 300                     | 800                     | 200                     | 300                     | 200                     | 400                 | 16900               |
| 1 ROOM  | 2 900  | 600                   | 1 300                   | 200                     | 500                     | 200                     | 200                     | 200                     | 200                 | ...                 |
| 2 ROOMS   | 2 500  | 200                   | -                       | -                       | 200                     | -                       | 100                     | -                       | -                   | ...                 |
| 3 ROOMS OR MORE   | 2 200  | 600                   | 600                     | 100                     | 200                     | 200                     | -                       | 200                     | 300                 | ...                 |
| NOT REPORTED  | -      | -                     | -                       | -                       | -                       | -                       | -                       | -                       | -                   | ...                 |
| LACKING SPECIFIED HEATING EQUIPMENT OR NONE                       | 600    | 300                   | 200                     | 100                     | -                       | -                       | -                       | -                       | -                   | ...                 |
| CLOSURE OF ROOMS:   |        |                       |                         |                         |                         |                         |                         |                         |                     |                     |
| WITH HEATING EQUIPMENT  | 46 900 | 8 500                 | 14 700                  | 6 000                   | 5 500                   | 4 200                   | 2 400                   | 2 800                   | 2 800               | 20200               |
| NO ROOMS CLOSED   | 44 600 | 7 900                 | 14 300                  | 6 000                   | 5 200                   | 4 000                   | 2 100                   | 2 800                   | 2 500               | 20200               |
| CLOSED CERTAIN ROOMS:   | 2 100  | 600                   | 300                     | -                       | 300                     | 200                     | 300                     | -                       | 300                 | ...                 |
| LIVING ROOM ONLY  | -      | -                     | -                       | -                       | -                       | -                       | -                       | -                       | -                   | ...                 |
| DINING ROOM ONLY  | -      | -                     | -                       | -                       | -                       | -                       | -                       | -                       | -                   | ...                 |
| 1 OR MORE BEDROOMS ONLY   | 1 000  | 300                   | 200                     | -                       | 100                     | -                       | -                       | -                       | 200                 | ...                 |
| OTHER ROOMS OR COMBINATION  | 800    | 300                   | -                       | -                       | -                       | 200                     | 100                     | -                       | 200                 | ...                 |
| NOT REPORTED  | 400    | -                     | -                       | -                       | -                       | -                       | -                       | -                       | -                   | ...                 |
| NOT REPORTED  | 300    | -                     | 200                     | -                       | 200                     | -                       | -                       | -                       | -                   | ...                 |
| NOT REPORTED  | 200    | -                     | 200                     | -                       | -                       | -                       | -                       | -                       | -                   | ...                 |
| NO HEATING EQUIPMENT  | -      | -                     | -                       | -                       | -                       | -                       | -                       | -                       | -                   | ...                 |

<sup>1</sup>LIMITED TO 1-FAMILY HOMES ON LESS THAN 10 ACRES AND NO BUSINESS ON PROPERTY.  
<sup>2</sup>EXCLUDES ROOM HEATERS WITHOUT FLUE OR VENT, FIREPLACES, STOVES, AND PORTABLE HEATERS.

TABLE A-20. VALUE OF OWNER OCCUPIED HOUSING UNITS BY SELECTED NEIGHBORHOOD CHARACTERISTICS FOR HOUSING UNITS WITH BLACK HOUSEHOLD HEAD: 1976

(DATA BASED ON SAMPLE, SEE TEXT. FOR MINIMUM BASE FOR DERIVED FIGURES (PERCENT, MEDIAN, ETC.) AND MEANING OF SYMBOLS, SEE TEXT)

| STANDARD METROPOLITAN STATISTICAL AREA<br>BALTIMORE, MD.<br>TOTAL | TOTAL  | LESS THAN<br>\$10,000 | \$10,000 TO<br>\$19,999 | \$20,000 TO<br>\$24,999 | \$25,000 TO<br>\$29,999 | \$30,000 TO<br>\$34,999 | \$35,000 TO<br>\$39,999 | \$40,000 TO<br>\$49,999 | \$50,000 OR<br>MORE | MEDIAN<br>(DOLLARS) |
|---|--------|-----------------------|-------------------------|-------------------------|-------------------------|-------------------------|-------------------------|-------------------------|---------------------|---------------------|
| SPECIFIED OWNER OCCUPIED <sup>1</sup>                             | 48 800 | 8 700                 | 14 900                  | 6 000                   | 6 000                   | 4 400                   | 2 700                   | 3 000                   | 3 300               | 20700               |
| NEIGHBORHOOD CONDITIONS AND WISH TO MOVE <sup>2</sup>             |        |                       |                         |                         |                         |                         |                         |                         |                     |                     |
| NO STREET OR HIGHWAY NOISE  | 31 600 | 5 600                 | 7 900                   | 4 500                   | 4 500                   | 2 900                   | 2 200                   | 2 200                   | 1 900               | 22600               |
| WITH STREET OR HIGHWAY NOISE                                      | 17 200 | 3 000                 | 7 000                   | 1 500                   | 1 400                   | 1 500                   | 500                     | 800                     | 1 400               | 17600               |
| BOTHERSOME TO RESPONDENT  | 7 000  | 2 100                 | 2 100                   | 800                     | 600                     | 200                     | 200                     | 500                     | 600                 | 17000               |
| WOULD LIKE TO MOVE  | 2 000  | 800                   | 800                     | -                       | 200                     | -                       | -                       | 200                     | 200                 | ...                 |
| WOULD NOT LIKE TO MOVE  | 5 000  | 1 300                 | 1 300                   | 800                     | 500                     | 200                     | 200                     | 300                     | 500                 | 19400               |
| NOT REPORTED  | -      | -                     | -                       | -                       | -                       | -                       | -                       | -                       | -                   | -                   |
| NOT BOTHERSOME TO RESPONDENT                                      | 10 100 | 1 000                 | 5 000                   | 700                     | 800                     | 1 300                   | 300                     | 300                     | 700                 | 18300               |
| NOT REPORTED  | -      | -                     | -                       | -                       | -                       | -                       | -                       | -                       | -                   | -                   |
| NOT REPORTED  | -      | -                     | -                       | -                       | -                       | -                       | -                       | -                       | -                   | -                   |
| NO AIRPLANE TRAFFIC NOISE   | 42 200 | 8 100                 | 13 000                  | 5 000                   | 5 400                   | 3 700                   | 2 400                   | 2 600                   | 1 900               | 20100               |
| WITH AIRPLANE TRAFFIC NOISE                                       | 6 600  | 600                   | 1 900                   | 1 000                   | 600                     | 600                     | 300                     | 100                     | 1 400               | 23600               |
| BOTHERSOME TO RESPONDENT  | 1 100  | 100                   | 300                     | 200                     | 200                     | -                       | -                       | -                       | 300                 | ...                 |
| WOULD LIKE TO MOVE  | 300    | 100                   | 200                     | -                       | -                       | -                       | -                       | -                       | -                   | ...                 |
| WOULD NOT LIKE TO MOVE  | 800    | -                     | 200                     | 200                     | 200                     | -                       | -                       | -                       | 300                 | ...                 |
| NOT REPORTED  | -      | -                     | -                       | -                       | -                       | -                       | -                       | -                       | -                   | ...                 |
| NOT BOTHERSOME TO RESPONDENT                                      | 5 400  | 500                   | 1 500                   | 900                     | 400                     | 600                     | 300                     | 100                     | 1 100               | 24600               |
| NOT REPORTED  | 200    | -                     | 200                     | -                       | -                       | -                       | -                       | -                       | -                   | ...                 |
| NOT REPORTED  | -      | -                     | -                       | -                       | -                       | -                       | -                       | -                       | -                   | ...                 |
| NO HEAVY TRAFFIC  | 30 800 | 4 800                 | 7 400                   | 3 700                   | 4 700                   | 3 400                   | 2 000                   | 2 300                   | 2 100               | 23400               |
| WITH HEAVY TRAFFIC  | 17 900 | 3 800                 | 5 900                   | 2 300                   | 1 300                   | 1 000                   | 600                     | 600                     | 1 200               | 17300               |
| BOTHERSOME TO RESPONDENT  | 5 400  | 1 400                 | 1 800                   | 500                     | 500                     | 300                     | 200                     | 300                     | 500                 | 17400               |
| WOULD LIKE TO MOVE  | 1 700  | 1 000                 | 300                     | -                       | 200                     | -                       | -                       | -                       | 300                 | ...                 |
| WOULD NOT LIKE TO MOVE  | 3 700  | 500                   | 1 400                   | 500                     | 300                     | 300                     | 200                     | 300                     | 200                 | ...                 |
| NOT REPORTED  | -      | -                     | -                       | -                       | -                       | -                       | -                       | -                       | -                   | ...                 |
| NOT BOTHERSOME TO RESPONDENT                                      | 12 300 | 2 400                 | 5 200                   | 1 700                   | 800                     | 600                     | 500                     | 300                     | 700                 | 17100               |
| NOT REPORTED  | 200    | -                     | 200                     | 200                     | -                       | -                       | -                       | -                       | -                   | ...                 |
| NOT REPORTED  | -      | -                     | -                       | -                       | -                       | -                       | -                       | -                       | -                   | ...                 |
| NO STREETS IN NEED OF REPAIR                                      | 39 300 | 6 200                 | 10 700                  | 4 800                   | 4 600                   | 3 700                   | 2 100                   | 3 000                   | 2 300               | 20800               |
| WITH STREETS IN NEED OF REPAIR                                    | 9 500  | 500                   | 4 200                   | 1 300                   | 1 400                   | 600                     | 500                     | -                       | 1 000               | 22000               |
| BOTHERSOME TO RESPONDENT  | 5 600  | 300                   | 1 600                   | 1 100                   | 600                     | 500                     | 600                     | -                       | 700                 | 23200               |
| WOULD LIKE TO MOVE  | 1 400  | 300                   | 500                     | 100                     | 300                     | 200                     | -                       | -                       | -                   | ...                 |
| WOULD NOT LIKE TO MOVE  | 4 200  | -                     | 1 300                   | 900                     | 300                     | 300                     | 600                     | -                       | 700                 | 24100               |
| NOT REPORTED  | -      | -                     | -                       | -                       | -                       | -                       | -                       | -                       | -                   | ...                 |
| NOT BOTHERSOME TO RESPONDENT                                      | 3 900  | 200                   | 2 400                   | 200                     | 800                     | 200                     | -                       | -                       | 300                 | 17600               |
| NOT REPORTED  | -      | -                     | -                       | -                       | -                       | -                       | -                       | -                       | -                   | ...                 |
| NOT REPORTED  | -      | -                     | -                       | -                       | -                       | -                       | -                       | -                       | -                   | ...                 |
| NO ROADS IMPASSABLE   | 37 600 | 6 500                 | 11 400                  | 4 400                   | 4 900                   | 3 600                   | 1 900                   | 2 300                   | 2 500               | 20900               |
| WITH ROADS IMPASSABLE   | 11 200 | 2 100                 | 3 500                   | 1 600                   | 1 100                   | 800                     | 800                     | 600                     | 700                 | 20000               |
| BOTHERSOME TO RESPONDENT  | 7 000  | 800                   | 2 200                   | 1 300                   | 800                     | 300                     | 600                     | 500                     | 400                 | 21700               |
| WOULD LIKE TO MOVE  | 1 600  | 500                   | 500                     | -                       | 300                     | -                       | 200                     | -                       | 100                 | ...                 |
| WOULD NOT LIKE TO MOVE  | 5 400  | 300                   | 1 800                   | 1 300                   | 500                     | 300                     | 500                     | 500                     | 300                 | 22400               |
| NOT REPORTED  | -      | -                     | -                       | -                       | -                       | -                       | -                       | -                       | -                   | ...                 |
| NOT REPORTED  | 100    | -                     | -                       | -                       | -                       | -                       | -                       | -                       | -                   | ...                 |
| NOT REPORTED  | 100    | -                     | -                       | -                       | 100                     | -                       | -                       | -                       | -                   | ...                 |
| NOT REPORTED  | -      | -                     | -                       | -                       | 100                     | -                       | -                       | -                       | -                   | ...                 |

<sup>1</sup>LIMITED TO 1-FAMILY HOMES ON LESS THAN 10 ACRES AND NO BUSINESS ON PROPERTY.  
<sup>2</sup>WISH TO MOVE RELATES ONLY TO RESPONDENTS' OPINION OF SPECIFIC CONDITIONS.

TABLE A-20. VALUE OF OWNER OCCUPIED HOUSING UNITS BY SELECTED NEIGHBORHOOD CHARACTERISTICS FOR HOUSING UNITS WITH BLACK HOUSEHOLD HEAD: 1976--CONTINUED

(DATA BASED ON SAMPLE, SEE TEXT, FOR MINIMUM BASE FOR DERIVED FIGURES (PERCENT, MEDIAN, ETC.) AND MEANING OF SYMBOLS, SEE TEXT)

| STANDARD METROPOLITAN STATISTICAL AREA<br>BALTIMORE, MD.<br>TOTAL | TOTAL  | LESS<br>THAN<br>\$10,000 | \$10,000<br>TO<br>\$19,999 | \$20,000<br>TO<br>\$24,999 | \$25,000<br>TO<br>\$29,999 | \$30,000<br>TO<br>\$34,999 | \$35,000<br>TO<br>\$39,999 | \$40,000<br>TO<br>\$49,999 | \$50,000<br>OR<br>MORE | MEDIAN<br>(DOL-<br>LARS) |
|---|--------|--------------------------|----------------------------|----------------------------|----------------------------|----------------------------|----------------------------|----------------------------|------------------------|--------------------------|
| SPECIFIED OWNER OCCUPIED <sup>1</sup> --CON.                      |        |                          |                            |                            |                            |                            |                            |                            |                        |                          |
| NEIGHBORHOOD CONDITIONS AND WISH TO MOVE <sup>2</sup> --CON.      |        |                          |                            |                            |                            |                            |                            |                            |                        |                          |
| NO OCCUPIED HOUSING IN RUNDOWN CONDITION.                         | 41 700 | 7 300                    | 12 500                     | 5 200                      | 4 900                      | 3 700                      | 2 400                      | 2 600                      | 3 100                  | 21000                    |
| WITH OCCUPIED HOUSING IN RUNDOWN CONDITION.                       | 6 500  | 1 100                    | 2 100                      | 800                        | 1 100                      | 700                        | 300                        | 500                        | 100                    | 20300                    |
| BOTHERSOME TO RESPONDENT.   | 4 800  | 800                      | 1 600                      | 500                        | 900                        | 300                        | 300                        | 200                        | 100                    | 19900                    |
| WOULD LIKE TO MOVE.   | 1 700  | 300                      | 300                        | 100                        | 600                        | -                          | -                          | 200                        | 100                    | ...                      |
| WOULD NOT LIKE TO MOVE.   | 3 000  | 500                      | 1 300                      | 300                        | 300                        | 300                        | 300                        | -                          | -                      | ...                      |
| NOT REPORTED.   | -      | -                        | -                          | -                          | -                          | -                          | -                          | -                          | -                      | ...                      |
| NOT BOTHERSOME TO RESPONDENT.                                     | 1 800  | 300                      | 500                        | 300                        | 200                        | 300                        | -                          | 200                        | -                      | ...                      |
| NOT REPORTED.   | 500    | 200                      | 300                        | -                          | -                          | -                          | -                          | -                          | -                      | ...                      |
| NO COMMERCIAL OR NONRESIDENTIAL ACTIVITIES.                       | 43 400 | 7 900                    | 12 300                     | 5 000                      | 5 500                      | 4 200                      | 2 500                      | 3 000                      | 3 000                  | 21500                    |
| WITH COMMERCIAL OR NONRESIDENTIAL ACTIVITIES.                     | 5 200  | 800                      | 2 600                      | 800                        | 500                        | 200                        | 200                        | -                          | 300                    | 17200                    |
| BOTHERSOME TO RESPONDENT.   | 800    | 200                      | 300                        | -                          | 300                        | -                          | -                          | -                          | -                      | ...                      |
| WOULD LIKE TO MOVE.   | 500    | 200                      | -                          | -                          | 300                        | -                          | -                          | -                          | -                      | ...                      |
| WOULD NOT LIKE TO MOVE.   | 300    | -                        | 300                        | -                          | -                          | -                          | -                          | -                          | -                      | ...                      |
| NOT REPORTED.   | -      | -                        | -                          | -                          | -                          | -                          | -                          | -                          | -                      | ...                      |
| NOT BOTHERSOME TO RESPONDENT.                                     | 4 300  | 600                      | 2 300                      | 600                        | 100                        | 200                        | 200                        | -                          | 300                    | 16800                    |
| NOT REPORTED.   | 200    | -                        | -                          | 200                        | -                          | -                          | -                          | -                          | -                      | ...                      |
| NOT REPORTED.   | 100    | -                        | -                          | 100                        | -                          | -                          | -                          | -                          | -                      | ...                      |
| NO ODORS, SMOKE, OR GAS   | 45 200 | 7 900                    | 13 600                     | 5 500                      | 5 700                      | 4 000                      | 2 700                      | 3 000                      | 2 800                  | 21000                    |
| WITH ODORS, SMOKE, OR GAS   | 3 600  | 800                      | 1 300                      | 500                        | 300                        | 300                        | 300                        | 500                        | 500                    | ...                      |
| BOTHERSOME TO RESPONDENT.   | 2 800  | 700                      | 1 000                      | 300                        | 300                        | 200                        | -                          | -                          | 100                    | ...                      |
| WOULD LIKE TO MOVE.   | 1 200  | 300                      | 300                        | 300                        | 300                        | 200                        | -                          | -                          | 300                    | ...                      |
| WOULD NOT LIKE TO MOVE.   | 1 600  | 300                      | 600                        | 300                        | -                          | -                          | -                          | -                          | -                      | ...                      |
| NOT REPORTED.   | -      | -                        | -                          | -                          | -                          | -                          | -                          | -                          | -                      | ...                      |
| NOT BOTHERSOME TO RESPONDENT.                                     | 800    | 100                      | 300                        | 200                        | -                          | 200                        | -                          | -                          | -                      | ...                      |
| NOT REPORTED.   | -      | -                        | -                          | -                          | -                          | -                          | -                          | -                          | -                      | ...                      |
| NOT REPORTED.   | -      | -                        | -                          | -                          | -                          | -                          | -                          | -                          | -                      | ...                      |
| ADEQUATE STREET LIGHTS.   | 43 000 | 7 700                    | 13 500                     | 5 100                      | 5 500                      | 2 900                      | 2 700                      | 2 800                      | 2 800                  | 20300                    |
| INADEQUATE STREET LIGHTS.   | 5 800  | 900                      | 1 400                      | 900                        | 500                        | 1 400                      | 700                        | 200                        | 500                    | 22900                    |
| BOTHERSOME TO RESPONDENT.   | 3 300  | 500                      | 1 000                      | 600                        | 200                        | 800                        | -                          | -                          | 300                    | ...                      |
| WOULD LIKE TO MOVE.   | 1 000  | 100                      | 600                        | -                          | 200                        | -                          | -                          | -                          | -                      | ...                      |
| WOULD NOT LIKE TO MOVE.   | 2 300  | 300                      | 300                        | 600                        | -                          | 800                        | -                          | -                          | 300                    | ...                      |
| NOT REPORTED.   | -      | -                        | -                          | -                          | -                          | -                          | -                          | -                          | -                      | ...                      |
| NOT BOTHERSOME TO RESPONDENT.                                     | 2 500  | 500                      | 500                        | 300                        | 300                        | 600                        | -                          | 200                        | 200                    | ...                      |
| NOT REPORTED.   | -      | -                        | -                          | -                          | -                          | -                          | -                          | -                          | -                      | ...                      |
| NOT REPORTED.   | -      | -                        | -                          | -                          | -                          | -                          | -                          | -                          | -                      | ...                      |
| NO NEIGHBORHOOD CRIME   | 37 700 | 6 400                    | 11 000                     | 4 100                      | 4 900                      | 4 000                      | 2 200                      | 2 300                      | 2 800                  | 21600                    |
| WITH NEIGHBORHOOD CRIME   | 10 900 | 2 300                    | 3 900                      | 1 900                      | 1 000                      | 300                        | 500                        | 600                        | 400                    | 18100                    |
| BOTHERSOME TO RESPONDENT.   | 7 800  | 1 400                    | 3 000                      | 1 600                      | 800                        | 200                        | 300                        | 500                        | 500                    | 19200                    |
| WOULD LIKE TO MOVE.   | 2 200  | 500                      | 900                        | 200                        | 500                        | 200                        | -                          | -                          | -                      | ...                      |
| WOULD NOT LIKE TO MOVE.   | 5 600  | 1 000                    | 2 000                      | 1 400                      | 300                        | -                          | 300                        | 500                        | 500                    | 18600                    |
| NOT REPORTED.   | -      | -                        | -                          | -                          | -                          | -                          | -                          | -                          | -                      | ...                      |
| NOT BOTHERSOME TO RESPONDENT.                                     | 3 100  | 800                      | 1 000                      | 300                        | 200                        | 200                        | 200                        | 100                        | 400                    | ...                      |
| NOT REPORTED.   | -      | -                        | -                          | -                          | -                          | -                          | -                          | -                          | -                      | ...                      |
| NOT REPORTED.   | 100    | -                        | -                          | -                          | 100                        | -                          | -                          | -                          | -                      | ...                      |
| NO TRASH, LITTER, OR JUNK   | 35 600 | 5 000                    | 10 400                     | 4 600                      | 4 600                      | 3 700                      | 2 000                      | 2 500                      | 2 800                  | 22600                    |
| WITH TRASH, LITTER, OR JUNK                                       | 13 100 | 3 500                    | 4 500                      | 1 400                      | 1 400                      | 700                        | 600                        | 500                        | 400                    | 16700                    |
| BOTHERSOME TO RESPONDENT.   | 10 200 | 3 200                    | 2 900                      | 1 300                      | 1 100                      | 700                        | 500                        | 300                        | 300                    | 16600                    |
| WOULD LIKE TO MOVE.   | 3 200  | 1 100                    | 1 100                      | 200                        | 500                        | -                          | -                          | 200                        | 100                    | ...                      |
| WOULD NOT LIKE TO MOVE.   | 7 100  | 2 100                    | 1 800                      | 1 100                      | 600                        | 700                        | 500                        | 200                        | 200                    | 18100                    |
| NOT REPORTED.   | -      | -                        | -                          | -                          | -                          | -                          | -                          | -                          | -                      | ...                      |
| NOT BOTHERSOME TO RESPONDENT.                                     | 2 700  | 300                      | 1 600                      | 100                        | 200                        | -                          | 200                        | 200                        | 100                    | ...                      |
| NOT REPORTED.   | 100    | -                        | -                          | -                          | 100                        | -                          | -                          | -                          | -                      | ...                      |
| NOT REPORTED.   | 200    | 200                      | -                          | -                          | -                          | -                          | -                          | -                          | -                      | ...                      |
| NO BOARDED UP OR ABANDONED STRUCTURES                             | 40 300 | 5 300                    | 12 200                     | 5 100                      | 5 600                      | 3 700                      | 2 700                      | 2 800                      | 2 800                  | 22600                    |
| WITH BOARDED UP OR ABANDONED STRUCTURES                           | 8 400  | 3 300                    | 2 700                      | 800                        | 300                        | 600                        | 200                        | 200                        | 500                    | 13200                    |
| BOTHERSOME TO RESPONDENT.   | 4 100  | 2 100                    | 1 200                      | 700                        | -                          | -                          | -                          | 200                        | -                      | 10000-                   |
| WOULD LIKE TO MOVE.   | 1 400  | 800                      | 500                        | -                          | -                          | -                          | -                          | 200                        | -                      | ...                      |
| WOULD NOT LIKE TO MOVE.   | 2 700  | 1 300                    | 800                        | 700                        | -                          | -                          | -                          | -                          | -                      | ...                      |
| NOT REPORTED.   | -      | -                        | -                          | -                          | -                          | -                          | -                          | -                          | -                      | ...                      |
| NOT BOTHERSOME TO RESPONDENT.                                     | 4 300  | 1 300                    | 1 400                      | 200                        | 300                        | 600                        | -                          | -                          | 500                    | 16000                    |
| NOT REPORTED.   | -      | -                        | -                          | -                          | -                          | -                          | -                          | -                          | -                      | ...                      |
| NOT REPORTED.   | 100    | -                        | -                          | 100                        | -                          | -                          | -                          | -                          | -                      | ...                      |
| NEIGHBORHOOD SERVICES   |        |                          |                            |                            |                            |                            |                            |                            |                        |                          |
| ADEQUATE NEIGHBORHOOD SERVICES.                                   | 31 600 | 5 700                    | 10 700                     | 3 300                      | 4 300                      | 3 300                      | 1 500                      | 1 400                      | 1 600                  | 19500                    |
| INADEQUATE NEIGHBORHOOD SERVICES <sup>3</sup>                     | 17 200 | 3 000                    | 4 200                      | 2 700                      | 1 700                      | 1 100                      | 1 200                      | 1 600                      | 1 700                  | 22600                    |
| PUBLIC TRANSPORTATION   | 5 600  | 500                      | 700                        | 800                        | 500                        | 500                        | 900                        | 600                        | 1 200                  | 23800                    |
| SCHOOLS   | 1 800  | 200                      | 600                        | 300                        | 200                        | -                          | -                          | -                          | 600                    | ...                      |
| SHOPPING  | 9 800  | 1 600                    | 2 700                      | 600                        | 1 100                      | 900                        | 600                        | 700                        | 600                    | 21200                    |
| POLICE PROTECTION   | 5 000  | 600                      | 900                        | 1 400                      | 600                        | 300                        | 500                        | 300                        | 300                    | 23300                    |
| FIRE PROTECTION   | 500    | -                        | 100                        | -                          | 200                        | -                          | -                          | -                          | 200                    | ...                      |
| HOSPITALS OR HEALTH CLINICS                                       | 3 500  | 1 100                    | 900                        | 500                        | 100                        | 300                        | -                          | 300                        | 200                    | ...                      |
| DON'T KNOW.   | -      | -                        | -                          | -                          | -                          | -                          | -                          | -                          | -                      | ...                      |
| NOT REPORTED.   | -      | -                        | -                          | -                          | -                          | -                          | -                          | -                          | -                      | ...                      |
| NEIGHBORHOOD SERVICES AND WISH TO MOVE <sup>4</sup>               |        |                          |                            |                            |                            |                            |                            |                            |                        |                          |
| WITH INADEQUATE SERVICE   | 17 200 | 3 000                    | 4 200                      | 2 700                      | 1 700                      | 1 100                      | 1 200                      | 1 600                      | 1 700                  | 22600                    |
| HOUSEHOLD WOULD LIKE TO MOVE <sup>5</sup>                         | 1 900  | 300                      | 600                        | -                          | 500                        | -                          | 300                        | 200                        | -                      | ...                      |
| BECAUSE OF PUBLIC TRANSPORTATION.                                 | 500    | 200                      | -                          | -                          | 200                        | -                          | 200                        | -                          | -                      | ...                      |
| BECAUSE OF SCHOOLS  | 600    | 200                      | 300                        | -                          | 200                        | -                          | -                          | -                          | -                      | ...                      |
| BECAUSE OF SHOPPING   | 900    | 100                      | 300                        | -                          | 300                        | -                          | 200                        | -                          | -                      | ...                      |
| BECAUSE OF POLICE PROTECTION.                                     | 900    | 200                      | 500                        | -                          | 200                        | -                          | -                          | 200                        | -                      | ...                      |
| BECAUSE OF FIRE PROTECTION.                                       | -      | -                        | -                          | -                          | -                          | -                          | -                          | -                          | -                      | ...                      |
| BECAUSE OF HOSPITALS OR HEALTH CLINICS.                           | 500    | -                        | 300                        | -                          | 100                        | -                          | -                          | -                          | -                      | ...                      |
| HOUSEHOLD WOULD NOT LIKE TO MOVE.                                 | 14 800 | 2 500                    | 3 600                      | 2 500                      | 1 100                      | 1 100                      | 900                        | 1 400                      | 1 700                  | 22600                    |
| NOT REPORTED.   | 500    | 200                      | -                          | 100                        | 200                        | -                          | -                          | -                          | -                      | ...                      |
| WITH ADEQUATE SERVICE   | 31 600 | 5 700                    | 10 700                     | 3 300                      | 4 300                      | 3 300                      | 1 500                      | 1 400                      | 1 600                  | 19500                    |
| NOT REPORTED.   | -      | -                        | -                          | -                          | -                          | -                          | -                          | -                          | -                      | ...                      |

<sup>1</sup>LIMITED TO 1-FAMILY HOMES ON LESS THAN 10 ACRES AND NO BUSINESS-ON PROPERTY.

<sup>2</sup>WISH TO MOVE RELATES ONLY TO RESPONDENTS' OPINION OF SPECIFIC CONDITIONS.

<sup>3</sup>FIGURES WILL NOT ADD TO TOTAL BECAUSE MORE THAN ONE INADEQUATE SERVICE WAS REPORTED FOR THE SAME UNIT.

<sup>4</sup>WISH TO MOVE RELATES ONLY TO RESPONDENTS' OPINION OF SPECIFIC SERVICES.

TABLE A-20. VALUE OF OWNER OCCUPIED HOUSING UNITS BY SELECTED NEIGHBORHOOD CHARACTERISTICS FOR HOUSING UNITS WITH BLACK HOUSEHOLD HEAD: 1976--CONTINUED

(DATA BASED ON SAMPLE, SEE TEXT. FOR MINIMUM BASE FOR DERIVED FIGURES (PERCENT, MEDIAN, ETC.) AND MEANING OF SYMBOLS, SEE TEXT)

| STANDARD METROPOLITAN STATISTICAL AREA<br>BALTIMORE, MD.<br>TOTAL | TOTAL  | LESS<br>THAN<br>\$10,000 | \$10,000<br>TO<br>\$19,999 | \$20,000<br>TO<br>\$24,999 | \$25,000<br>TO<br>\$29,999 | \$30,000<br>TO<br>\$34,999 | \$35,000<br>TO<br>\$39,999 | \$40,000<br>TO<br>\$49,999 | \$50,000<br>OR<br>MORE | MEDIAN<br>(DOL-<br>LARS) |
|---|--------|--------------------------|----------------------------|----------------------------|----------------------------|----------------------------|----------------------------|----------------------------|------------------------|--------------------------|
| SPECIFIED OWNER OCCUPIED <sup>1</sup> --CONTINUED                 |        |                          |                            |                            |                            |                            |                            |                            |                        |                          |
| OVERALL OPINION OF NEIGHBORHOOD                                   |        |                          |                            |                            |                            |                            |                            |                            |                        |                          |
| EXCELLENT . . . . .   | 11 900 | 700                      | 2 600                      | 1 100                      | 1 900                      | 1 400                      | 1 400                      | 1 300                      | 1 500                  | 29200                    |
| GOOD . . . . .  | 22 400 | 3 700                    | 7 000                      | 3 500                      | 2 500                      | 2 100                      | 1 300                      | 1 200                      | 1 100                  | 20800                    |
| FAIR . . . . .  | 12 500 | 3 700                    | 4 400                      | 1 400                      | 1 400                      | 800                        | -                          | 300                        | 500                    | 15800                    |
| POOR . . . . .  | 1 900  | 600                      | 900                        | -                          | 200                        | -                          | -                          | 200                        | -                      | ...                      |
| NOT REPORTED . . . . .  | 200    | -                        | -                          | -                          | -                          | -                          | -                          | -                          | 200                    | ...                      |
| HOUSEHOLD WOULD LIKE TO MOVE.                                     |        |                          |                            |                            |                            |                            |                            |                            |                        |                          |
| EXCELLENT . . . . .   | 6 600  | 1 700                    | 2 200                      | 500                        | 1 300                      | 200                        | 200                        | 200                        | 500                    | 17100                    |
| GOOD . . . . .  | 300    | 200                      | 200                        | -                          | -                          | -                          | -                          | -                          | -                      | ...                      |
| FAIR . . . . .  | 1 900  | 300                      | 500                        | 300                        | 300                        | 200                        | 200                        | -                          | -                      | ...                      |
| POOR . . . . .  | 3 000  | 700                      | 1 100                      | 200                        | 800                        | -                          | -                          | -                          | 300                    | ...                      |
| NOT REPORTED . . . . .  | 1 400  | 600                      | 500                        | -                          | 200                        | -                          | -                          | 200                        | -                      | ...                      |
| HOUSEHOLD WOULD NOT LIKE TO MOVE.                                 |        |                          |                            |                            |                            |                            |                            |                            |                        |                          |
| EXCELLENT . . . . .   | 42 000 | 6 900                    | 12 700                     | 5 500                      | 4 600                      | 4 200                      | 2 500                      | 2 800                      | 2 800                  | 21300                    |
| GOOD . . . . .  | 11 500 | 500                      | 2 400                      | 1 100                      | 1 700                      | 1 400                      | 1 400                      | 1 300                      | 1 500                  | 29800                    |
| FAIR . . . . .  | 20 500 | 3 400                    | 6 500                      | 3 100                      | 2 200                      | 2 000                      | 1 100                      | 1 200                      | 1 000                  | 20600                    |
| POOR . . . . .  | 9 500  | 3 100                    | 3 300                      | 1 200                      | 600                        | 800                        | -                          | 300                        | 200                    | 15100                    |
| NOT REPORTED . . . . .  | 500    | -                        | 500                        | -                          | -                          | -                          | -                          | -                          | -                      | ...                      |
| NOT REPORTED . . . . .  | 200    | -                        | -                          | -                          | -                          | -                          | -                          | -                          | 200                    | ...                      |
| NOT REPORTED . . . . .  | 100    | -                        | -                          | -                          | 100                        | -                          | -                          | -                          | -                      | ...                      |

<sup>1</sup>LIMITED TO 1-FAMILY HOMES ON LESS THAN 10 ACRES AND NO BUSINESS ON PROPERTY.

TABLE A-21. GROSS RENT OF RENTER OCCUPIED HOUSING UNITS BY OCCUPANCY AND UTILIZATION CHARACTERISTICS AND SERVICES AVAILABLE FOR HOUSING UNITS WITH BLACK HOUSEHOLD HEAD: 1976

(DATA BASED ON SAMPLE, SEE TEXT. FOR MINIMUM BASE FOR DERIVED FIGURES (PERCENT, MEDIAN, ETC.) AND MEANING OF SYMBOLS, SEE TEXT)

| STANDARD METROPOLITAN STATISTICAL AREA<br>BALTIMORE, MD.<br>TOTAL | TOTAL  | LESS<br>THAN<br>\$70 | \$70<br>TO<br>\$99 | \$100<br>TO<br>\$149 | \$150<br>TO<br>\$199 | \$200<br>TO<br>\$249 | \$250<br>OR<br>MORE | NO<br>CASH<br>RENT | MEDIAN<br>(DOL-<br>LARS) |
|---|--------|----------------------|--------------------|----------------------|----------------------|----------------------|---------------------|--------------------|--------------------------|
| SPECIFIED RENTER OCCUPIED <sup>1</sup>                            |        |                      |                    |                      |                      |                      |                     |                    |                          |
| DURATION OF OCCUPANCY   |        |                      |                    |                      |                      |                      |                     |                    |                          |
| HOUSEHOLD HEAD LIVED HERE:  |        |                      |                    |                      |                      |                      |                     |                    |                          |
| LESS THAN 3 MONTHS . . . . .                                      | 6 100  | -                    | 200                | 1 400                | 2 600                | 1 400                | 500                 | -                  | 178                      |
| 3 MONTHS OR LONGER . . . . .                                      | 90 700 | 7 000                | 5 500              | 23 700               | 30 400               | 17 900               | 4 900               | 1 200              | 164                      |
| LIVED HERE LAST WINTER . . . . .                                  | 82 100 | 6 700                | 5 100              | 21 800               | 26 900               | 16 200               | 4 400               | 1 100              | 163                      |
| CONDITION OF KITCHEN FACILITIES                                   |        |                      |                    |                      |                      |                      |                     |                    |                          |
| WITH COMPLETE KITCHEN FACILITIES . . . . .                        | 95 300 | 6 800                | 5 200              | 24 700               | 32 700               | 19 400               | 5 400               | 1 100              | 166                      |
| ALL USABLE . . . . .  | 92 900 | 6 500                | 4 600              | 24 200               | 31 900               | 19 200               | 5 400               | 1 100              | 166                      |
| 1 OR MORE NOT USABLE . . . . .                                    | 2 200  | 200                  | 600                | 500                  | 600                  | 200                  | -                   | -                  | ...                      |
| NOT REPORTED . . . . .  | 200    | 200                  | -                  | -                    | -                    | -                    | -                   | -                  | ...                      |
| LACKING COMPLETE KITCHEN FACILITIES . . . . .                     | 1 600  | 200                  | 500                | 500                  | 300                  | -                    | -                   | 100                | ...                      |
| BEDROOMS  |        |                      |                    |                      |                      |                      |                     |                    |                          |
| NONE AND 1 . . . . .  | 24 300 | 2 500                | 1 700              | 11 000               | 7 100                | 2 100                | -                   | -                  | 135                      |
| 2 OR MORE . . . . .   | 72 500 | 4 400                | 4 000              | 14 200               | 25 900               | 17 300               | 5 400               | 1 200              | 175                      |
| NONE LACKING PRIVACY . . . . .                                    | 58 700 | 4 300                | 3 000              | 8 300                | 21 900               | 15 100               | 4 900               | 1 100              | 179                      |
| 1 OR MORE LACKING PRIVACY . . . . .                               | 13 700 | 200                  | 900                | 5 900                | 3 800                | 2 300                | 500                 | 200                | 147                      |
| PRIVACY NOT REPORTED . . . . .                                    | 200    | -                    | -                  | -                    | 200                  | -                    | -                   | -                  | ...                      |
| 3-OR-MORE-PERSON HOUSEHOLDS . . . . .                             | 48 800 | 2 700                | 2 300              | 8 500                | 18 000               | 12 700               | 4 400               | 100                | 180                      |
| NO BEDROOMS USED BY 3 PERSONS OR MORE . . . . .                   | 38 100 | 2 000                | 2 000              | 5 200                | 15 300               | 10 200               | 3 300               | 100                | 181                      |
| BEDROOMS USED BY 3 PERSONS OR MORE . . . . .                      | 9 600  | 600                  | 300                | 3 200                | 2 400                | 2 500                | 800                 | -                  | 153                      |
| 1 . . . . .   | 7 800  | 600                  | 200                | 2 700                | 2 200                | 1 800                | 300                 | -                  | 149                      |
| 2 OR MORE . . . . .   | 1 800  | -                    | 200                | 500                  | 200                  | 500                  | 500                 | -                  | ...                      |
| BEDROOMS USED BY PERSONS 13 YEARS OF AGE OR<br>OLDER . . . . .    | 6 500  | 500                  | 300                | 1 700                | 1 800                | 1 800                | 500                 | -                  | 171                      |
| NO BEDROOMS USED BY PERSONS 13 YEARS OF AGE OR<br>OLDER . . . . . | 2 200  | 200                  | -                  | 800                  | 500                  | 500                  | 300                 | -                  | ...                      |
| NOT REPORTED . . . . .  | 800    | -                    | -                  | 700                  | 200                  | -                    | -                   | -                  | ...                      |
| NO BEDROOMS . . . . .   | 1 100  | -                    | -                  | 200                  | 300                  | 300                  | 300                 | -                  | ...                      |
| NOT REPORTED . . . . .  | 1 100  | -                    | -                  | -                    | -                    | -                    | -                   | -                  | ...                      |
| 1- AND 2-PERSON HOUSEHOLDS . . . . .                              | 48 000 | 4 300                | 3 400              | 16 600               | 15 000               | 6 700                | 1 000               | 1 100              | 146                      |
| GARBAGE COLLECTION SERVICE  |        |                      |                    |                      |                      |                      |                     |                    |                          |
| WITH SERVICE . . . . .  | 94 100 | 6 000                | 5 500              | 24 800               | 32 500               | 18 600               | 5 400               | 1 200              | 165                      |
| LESS THAN ONCE A WEEK . . . . .                                   | 1 000  | 300                  | -                  | 300                  | 200                  | -                    | -                   | 100                | ...                      |
| ONCE A WEEK . . . . .   | 2 000  | -                    | 300                | 200                  | 800                  | 600                  | 200                 | -                  | ...                      |
| TWICE A WEEK OR MORE . . . . .                                    | 81 000 | 4 600                | 4 800              | 23 200               | 27 800               | 14 800               | 4 900               | 900                | 163                      |
| DON'T KNOW . . . . .  | 9 900  | 1 100                | 500                | 1 100                | 3 600                | 3 200                | 300                 | 200                | 140                      |
| NOT REPORTED . . . . .  | 200    | -                    | -                  | -                    | 200                  | -                    | -                   | -                  | ...                      |
| NO SERVICE . . . . .  | 2 700  | 1 000                | 200                | 400                  | 500                  | 600                  | -                   | -                  | ...                      |
| METHOD OF DISPOSAL:   |        |                      |                    |                      |                      |                      |                     |                    |                          |
| INCINERATOR, TRASH CHUTE, OR COMPACTOR . . . . .                  | 1 800  | 1 000                | -                  | 400                  | 200                  | 300                  | -                   | -                  | ...                      |
| GARBAGE DISPOSAL . . . . .  | 200    | -                    | -                  | -                    | -                    | 200                  | -                   | -                  | ...                      |
| OTHER MEANS . . . . .   | 800    | -                    | 200                | -                    | 300                  | 300                  | -                   | -                  | ...                      |
| NOT REPORTED . . . . .  | -      | -                    | -                  | -                    | -                    | -                    | -                   | -                  | ...                      |
| DON'T KNOW . . . . .  | -      | -                    | -                  | -                    | -                    | -                    | -                   | -                  | ...                      |
| NOT REPORTED . . . . .  | -      | -                    | -                  | -                    | -                    | -                    | -                   | -                  | ...                      |
| EXTERMINATOR SERVICE  |        |                      |                    |                      |                      |                      |                     |                    |                          |
| OCCUPIED 3 MONTHS OR LONGER . . . . .                             | 90 700 | 7 000                | 5 500              | 23 700               | 30 400               | 17 900               | 4 900               | 1 200              | 164                      |
| NO SIGNS OF MICE OR RATS . . . . .                                | 60 200 | 5 000                | 3 500              | 12 700               | 20 500               | 13 600               | 3 800               | 1 100              | 170                      |
| WITH SIGNS OF MICE OR RATS . . . . .                              | 30 200 | 1 900                | 2 100              | 11 000               | 9 600                | 4 300                | 1 100               | 200                | 150                      |
| REGULAR EXTERMINATION SERVICE . . . . .                           | 2 200  | 300                  | -                  | 800                  | 800                  | 300                  | -                   | -                  | ...                      |
| IRREGULAR EXTERMINATION SERVICE . . . . .                         | 6 800  | 300                  | -                  | 2 400                | 2 700                | 1 000                | -                   | -                  | 158                      |
| NO EXTERMINATION SERVICE . . . . .                                | 20 900 | 1 300                | 1 900              | 7 600                | 5 900                | 3 000                | 1 000               | 200                | 146                      |
| NOT REPORTED . . . . .  | 300    | -                    | -                  | 200                  | 200                  | -                    | -                   | -                  | ...                      |
| NOT REPORTED . . . . .  | 300    | -                    | -                  | -                    | 300                  | -                    | -                   | -                  | ...                      |
| OCCUPIED LESS THAN 3 MONTHS . . . . .                             | 6 100  | -                    | 200                | 1 400                | 2 600                | 1 400                | 500                 | -                  | 178                      |

<sup>1</sup>EXCLUDES 1-FAMILY HOMES ON 10 ACRES OR MORE.

TABLE A-22. GROSS RENT OF RENTER OCCUPIED HOUSING UNITS BY DEFICIENCIES IN SELECTED STRUCTURAL CHARACTERISTICS FOR HOUSING UNITS WITH BLACK HOUSEHOLD HEAD: 1976

(DATA BASED ON SAMPLE, SEE TEXT, FOR MINIMUM BASE FOR DERIVED FIGURES (PERCENT, MEDIAN, ETC.) AND MEANING OF SYMBOLS, SEE TEXT)

| STANDARD METROPOLITAN STATISTICAL AREA<br>BALTIMORE, MD.<br>TOTAL | TOTAL  | LESS<br>THAN<br>\$70 | \$70<br>TO<br>\$99 | \$100<br>TO<br>\$149 | \$150<br>TO<br>\$199 | \$200<br>TO<br>\$249 | \$250<br>OR<br>MORE | NO<br>CASH<br>RENT | MEDIAN<br>(\$DL-<br>LARS) |
|---|--------|----------------------|--------------------|----------------------|----------------------|----------------------|---------------------|--------------------|---------------------------|
| SPECIFIED RENTER OCCUPIED <sup>1</sup>                            | 96 800 | 7 000                | 5 700              | 25 200               | 33 000               | 19 400               | 5 400               | 1 200              | 165                       |
| 2 OR MORE UNITS IN STRUCTURE                                      | 53 200 | 2 600                | 3 800              | 18 600               | 17 500               | 8 600                | 1 800               | 500                | 154                       |
| COMMON STAIRWAYS  |        |                      |                    |                      |                      |                      |                     |                    |                           |
| WITH COMMON STAIRWAYS   | 44 900 | 1 900                | 3 300              | 14 800               | 14 700               | 8 300                | 1 400               | 500                | 157                       |
| NO LOOSE STEPS  | 39 000 | 1 100                | 2 500              | 13 100               | 13 000               | 7 600                | 1 100               | 500                | 159                       |
| RAILINGS NOT LOOSE  | 34 700 | 800                  | 2 200              | 11 800               | 11 100               | 7 100                | 1 100               | 500                | 160                       |
| RAILINGS LOOSE  | 2 100  | -                    | -                  | 800                  | 900                  | 300                  | -                   | -                  | ...                       |
| NO RAILINGS   | 1 600  | 300                  | 200                | 300                  | 800                  | -                    | -                   | -                  | ...                       |
| RAILINGS NOT REPORTED   | 600    | -                    | 200                | 200                  | 200                  | 200                  | -                   | -                  | ...                       |
| LOOSE STEPS   | 3 400  | 500                  | 500                | 1 000                | 1 100                | 200                  | 200                 | -                  | ...                       |
| RAILINGS NOT LOOSE  | 1 800  | 300                  | -                  | 500                  | 1 000                | -                    | -                   | -                  | ...                       |
| RAILINGS LOOSE  | 1 100  | 200                  | 300                | 200                  | 200                  | 200                  | 200                 | -                  | ...                       |
| NO RAILINGS   | 500    | -                    | 200                | 300                  | -                    | -                    | -                   | -                  | ...                       |
| RAILINGS NOT REPORTED   | -      | -                    | -                  | -                    | -                    | -                    | -                   | -                  | ...                       |
| STEPS NOT REPORTED  | 2 600  | 300                  | 300                | 700                  | 600                  | 500                  | 200                 | -                  | ...                       |
| NO COMMON STAIRWAYS   | 8 300  | 600                  | 500                | 3 800                | 2 700                | 300                  | 300                 | -                  | 139                       |
| LIGHT FIXTURES IN PUBLIC HALLS                                    |        |                      |                    |                      |                      |                      |                     |                    |                           |
| WITH PUBLIC HALLS   | 42 800 | 2 100                | 3 300              | 14 800               | 13 500               | 7 800                | 1 100               | 300                | 154                       |
| WITH LIGHT FIXTURES   | 41 900 | 2 100                | 3 100              | 14 100               | 13 300               | 7 800                | 1 100               | 300                | 155                       |
| ALL WORKING   | 37 100 | 1 400                | 2 700              | 12 800               | 11 400               | 7 300                | 1 100               | 300                | 156                       |
| SOME WORKING  | 3 700  | 500                  | 500                | 800                  | 1 400                | 500                  | -                   | -                  | ...                       |
| NONE WORKING  | 1 000  | 200                  | -                  | 300                  | 500                  | -                    | -                   | -                  | ...                       |
| NOT REPORTED  | 200    | -                    | -                  | 200                  | -                    | -                    | -                   | -                  | ...                       |
| NO LIGHT FIXTURES   | 1 000  | -                    | 200                | 600                  | 200                  | -                    | -                   | -                  | ...                       |
| NO PUBLIC HALLS   | 8 100  | 200                  | 200                | 3 300                | 3 400                | 500                  | 500                 | 200                | 155                       |
| NOT REPORTED  | 2 200  | 300                  | 300                | 500                  | 600                  | 300                  | 200                 | -                  | ...                       |
| STORIES BETWEEN MAIN AND APARTMENT ENTRANCES                      |        |                      |                    |                      |                      |                      |                     |                    |                           |
| NONE (ON SAME FLOOR)  | 13 500 | 500                  | 600                | 6 400                | 4 200                | 1 200                | 500                 | 200                | 143                       |
| 1 (UP OR DOWN)  | 25 300 | 500                  | 1 900              | 7 100                | 9 600                | 5 200                | 800                 | 300                | 166                       |
| 2 OR MORE (UP OR DOWN)  | 12 900 | 1 600                | 800                | 4 400                | 3 700                | 1 900                | 500                 | -                  | 145                       |
| NOT REPORTED  | 1 400  | -                    | 500                | 800                  | -                    | 200                  | -                   | -                  | ...                       |
| 1-UNIT STRUCTURES INCLUDING MOBILE HOMES<br>OR TRAILERS           | 43 600 | 4 400                | 1 900              | 6 600                | 15 500               | 10 800               | 3 600               | 800                | 177                       |
| SPECIFIED RENTER OCCUPIED <sup>1</sup>                            | 96 800 | 7 000                | 5 700              | 25 200               | 33 000               | 19 400               | 5 400               | 1 200              | 165                       |
| ELECTRIC WIRING   |        |                      |                    |                      |                      |                      |                     |                    |                           |
| ALL WIRING CONCEALED IN WALLS OR METAL COVERING                   | 92 700 | 6 800                | 5 700              | 23 900               | 31 000               | 18 700               | 5 200               | 1 200              | 165                       |
| SOME OR ALL WIRING EXPOSED  | 4 200  | 200                  | -                  | 1 300                | 1 900                | 700                  | 200                 | -                  | 167                       |
| NOT REPORTED  | -      | -                    | -                  | -                    | -                    | -                    | -                   | -                  | -                         |
| ELECTRIC WALL OUTLETS   |        |                      |                    |                      |                      |                      |                     |                    |                           |
| WITH WORKING OUTLETS IN EACH ROOM                                 | 88 400 | 6 700                | 5 100              | 22 000               | 30 700               | 18 000               | 4 900               | 1 100              | 166                       |
| LACKING WORKING OUTLETS IN SOME OR ALL ROOMS                      | 8 400  | 300                  | 600                | 3 200                | 2 200                | 1 400                | 500                 | 200                | 150                       |
| NOT REPORTED  | -      | -                    | -                  | -                    | -                    | -                    | -                   | -                  | -                         |
| BASEMENT  |        |                      |                    |                      |                      |                      |                     |                    |                           |
| WITH BASEMENT   | 72 100 | 2 900                | 4 300              | 21 600               | 22 800               | 15 000               | 4 300               | 1 200              | 164                       |
| NO WATER LEAKAGE  | 41 000 | 1 100                | 1 900              | 10 100               | 13 800               | 10 100               | 3 000               | 900                | 175                       |
| WITH WATER LEAKAGE  | 10 500 | 200                  | 500                | 2 700                | 4 000                | 1 800                | 1 100               | 100                | 172                       |
| DON'T KNOW  | 20 300 | 1 600                | 1 900              | 8 500                | 5 000                | 3 000                | 200                 | 200                | 138                       |
| NOT REPORTED  | 300    | -                    | -                  | 300                  | -                    | -                    | -                   | -                  | ...                       |
| NO BASEMENT   | 24 800 | 4 100                | 1 400              | 3 600                | 10 200               | 4 400                | 1 100               | -                  | 166                       |
| ROOF  |        |                      |                    |                      |                      |                      |                     |                    |                           |
| NO WATER LEAKAGE  | 71 200 | 6 000                | 4 400              | 17 400               | 22 900               | 14 900               | 4 400               | 1 100              | 165                       |
| WITH WATER LEAKAGE  | 17 100 | 300                  | 1 000              | 5 100                | 6 900                | 3 100                | 600                 | 100                | 165                       |
| DON'T KNOW  | 8 500  | 600                  | 300                | 2 700                | 3 200                | 1 400                | 300                 | -                  | 160                       |
| NOT REPORTED  | -      | -                    | -                  | -                    | -                    | -                    | -                   | -                  | -                         |
| INTERIOR CEILINGS AND WALLS                                       |        |                      |                    |                      |                      |                      |                     |                    |                           |
| OPEN CRACKS OR HOLES:   |        |                      |                    |                      |                      |                      |                     |                    |                           |
| NO OPEN CRACKS OR HOLES   | 69 400 | 5 100                | 3 200              | 15 400               | 25 100               | 15 900               | 4 000               | 800                | 171                       |
| WITH OPEN CRACKS OR HOLES   | 27 300 | 1 700                | 2 500              | 9 800                | 7 900                | 3 500                | 1 400               | 500                | 146                       |
| NOT REPORTED  | 200    | 200                  | -                  | -                    | -                    | -                    | -                   | -                  | ...                       |
| BROKEN PLASTER:   |        |                      |                    |                      |                      |                      |                     |                    |                           |
| NO BROKEN PLASTER   | 81 900 | 6 700                | 4 100              | 19 900               | 28 700               | 16 800               | 4 600               | 1 100              | 167                       |
| WITH BROKEN PLASTER   | 14 900 | 300                  | 1 600              | 5 300                | 4 300                | 2 600                | 800                 | 100                | 153                       |
| NOT REPORTED  | -      | -                    | -                  | -                    | -                    | -                    | -                   | -                  | -                         |
| PEELING PAINT:  |        |                      |                    |                      |                      |                      |                     |                    |                           |
| NO PEELING PAINT  | 84 100 | 5 700                | 4 900              | 20 400               | 29 300               | 17 800               | 4 900               | 1 100              | 168                       |
| WITH PEELING PAINT  | 12 800 | 1 300                | 800                | 4 800                | 3 700                | 1 600                | 500                 | 100                | 143                       |
| NOT REPORTED  | -      | -                    | -                  | -                    | -                    | -                    | -                   | -                  | -                         |
| INTERIOR FLOORS   |        |                      |                    |                      |                      |                      |                     |                    |                           |
| NO HOLES IN FLOOR   | 85 400 | 6 600                | 4 100              | 20 200               | 30 200               | 17 900               | 5 200               | 1 100              | 168                       |
| WITH HOLES IN FLOOR   | 10 600 | 200                  | 1 400              | 4 700                | 2 600                | 1 500                | 200                 | 100                | 138                       |
| NOT REPORTED  | 800    | 200                  | 200                | 300                  | 100                  | -                    | -                   | -                  | ...                       |

<sup>1</sup>EXCLUDES 1-FAMILY HOMES ON 10 ACRES OR MORE.



TABLE A-22. GROSS RENT OF RENTER OCCUPIED HOUSING UNITS BY DEFICIENCIES IN SELECTED STRUCTURAL CHARACTERISTICS FOR HOUSING UNITS WITH BLACK HOUSEHOLD HEAD: 1976--CONTINUED

(DATA BASED ON SAMPLE, SEE TEXT. FOR MINIMUM BASE FOR DERIVED FIGURES (PERCENT, MEDIAN, ETC.) AND MEANING OF SYMBOLS, SEE TEXT)

| STANDARD METROPOLITAN STATISTICAL AREA<br>BALTIMORE, MD.<br>TOTAL | TOTAL  | LESS<br>THAN<br>\$70 | \$70<br>TO<br>\$99 | \$100<br>TO<br>\$149 | \$150<br>TO<br>\$199 | \$200<br>TO<br>\$249 | \$250<br>OR<br>MORE | NO<br>CASH<br>RENT | MEDIAN<br>(DOL-<br>LARS) |
|---|--------|----------------------|--------------------|----------------------|----------------------|----------------------|---------------------|--------------------|--------------------------|
| SPECIFIED RENTER OCCUPIED:--CONTINUED                             |        |                      |                    |                      |                      |                      |                     |                    |                          |
| SELECTED STRUCTURAL DEFICIENCIES AND WISH TO MOVE                 |        |                      |                    |                      |                      |                      |                     |                    |                          |
| WITH STRUCTURAL DEFICIENCIES . . . . .                            | 44 600 | 2 500                | 2 800              | 14 800               | 14 600               | 6 700                | 2 700               | 500                | 156                      |
| HOUSEHOLD WOULD LIKE TO MOVE . . . . .                            | 17 400 | 600                  | 1 000              | 7 100                | 5 300                | 2 600                | 700                 | 200                | 149                      |
| BECAUSE OF 1 CONDITION . . . . .                                  | 3 400  | 200                  | 200                | 1 800                | 800                  | 300                  | -                   | 200                | ...                      |
| BECAUSE OF 2 CONDITIONS . . . . .                                 | 4 400  | 300                  | 300                | 1 000                | 1 600                | 800                  | 300                 | -                  | 167                      |
| BECAUSE OF 3 OR MORE CONDITIONS . . . . .                         | 9 600  | 200                  | 500                | 4 300                | 2 900                | 1 500                | 300                 | -                  | 147                      |
| HOUSEHOLD WOULD NOT LIKE TO MOVE . . . . .                        | 25 900 | 1 700                | 1 900              | 7 400                | 8 900                | 3 800                | 1 900               | 300                | 160                      |
| NOT REPORTED . . . . .  | 1 300  | 200                  | -                  | 300                  | 300                  | 300                  | 200                 | -                  | ...                      |
| NO STRUCTURAL DEFICIENCIES . . . . .                              | 52 200 | 4 400                | 2 900              | 10 400               | 18 400               | 12 700               | 2 700               | 800                | 171                      |
| NOT REPORTED . . . . .  | -      | -                    | -                  | -                    | -                    | -                    | -                   | -                  | -                        |
| OVERALL OPINION OF STRUCTURE                                      |        |                      |                    |                      |                      |                      |                     |                    |                          |
| EXCELLENT . . . . .   | 10 300 | 500                  | 400                | 1 600                | 4 300                | 2 800                | 500                 | 200                | 179                      |
| GOOD . . . . .  | 36 900 | 2 200                | 2 100              | 8 300                | 11 800               | 9 700                | 2 400               | 500                | 173                      |
| FAIR . . . . .  | 40 000 | 3 300                | 2 500              | 11 600               | 14 300               | 5 900                | 2 100               | 300                | 158                      |
| POOR . . . . .  | 9 200  | 1 000                | 600                | 3 500                | 2 400                | 900                  | 300                 | 300                | 139                      |
| NOT REPORTED . . . . .  | 500    | -                    | -                  | 200                  | 200                  | -                    | 200                 | -                  | ...                      |

EXCLUDES 1-FAMILY HOMES ON 10 ACRES OR MORE.

TABLE A-23. GROSS RENT OF RENTER OCCUPIED HOUSING UNITS BY FAILURES IN PLUMBING FACILITIES AND EQUIPMENT FOR HOUSING UNITS WITH BLACK HOUSEHOLD HEAD: 1976

(DATA BASED ON SAMPLE, SEE TEXT. FOR MINIMUM BASE FOR DERIVED FIGURES (PERCENT, MEDIAN, ETC.) AND MEANING OF SYMBOLS, SEE TEXT)

| STANDARD METROPOLITAN STATISTICAL AREA<br>BALTIMORE, MD.<br>TOTAL | TOTAL  | LESS<br>THAN<br>\$70 | \$70<br>TO<br>\$99 | \$100<br>TO<br>\$149 | \$150<br>TO<br>\$199 | \$200<br>TO<br>\$249 | \$250<br>OR<br>MORE | NO<br>CASH<br>RENT | MEDIAN<br>(DOLLARS) |
|---|--------|----------------------|--------------------|----------------------|----------------------|----------------------|---------------------|--------------------|---------------------|
| SPECIFIED RENTER OCCUPIED <sup>1</sup>                            | 96 800 | 7 000                | 5 700              | 25 200               | 33 000               | 19 400               | 5 400               | 1 200              | 165                 |
| UNITS OCCUPIED 3 MONTHS OR LONGER                                 | 90 700 | 7 000                | 5 500              | 23 700               | 30 400               | 17 900               | 4 900               | 1 200              | 164                 |
| WATER SUPPLY  |        |                      |                    |                      |                      |                      |                     |                    |                     |
| WITH PIPED WATER INSIDE STRUCTURE                                 | 90 300 | 7 000                | 5 400              | 23 700               | 30 200               | 17 900               | 4 900               | 1 100              | 164                 |
| NO BREAKDOWNS   | 85 400 | 6 200                | 5 100              | 22 600               | 28 800               | 16 900               | 4 800               | 1 100              | 164                 |
| WITH BREAKDOWNS   | 4 300  | 800                  | 300                | 1 000                | 1 300                | 800                  | 100                 | -                  | 152                 |
| UNUSABLE 6 CONSECUTIVE HOURS OR LONGER:                           |        |                      |                    |                      |                      |                      |                     |                    |                     |
| 1 TIME  | 3 000  | 300                  | 300                | 800                  | 800                  | 600                  | 100                 | -                  | ...                 |
| 2 TIMES   | 800    | 200                  | -                  | 200                  | 300                  | 200                  | -                   | -                  | ...                 |
| 3 TIMES OR MORE   | 500    | 300                  | -                  | -                    | 200                  | -                    | -                   | -                  | ...                 |
| NOT REPORTED  | -      | -                    | -                  | -                    | -                    | -                    | -                   | -                  | ...                 |
| DON'T KNOW  | 300    | -                    | -                  | 200                  | -                    | 200                  | -                   | -                  | ...                 |
| NOT REPORTED  | 300    | -                    | -                  | -                    | 200                  | 200                  | -                   | -                  | ...                 |
| REASON FOR BREAKDOWN:   |        |                      |                    |                      |                      |                      |                     |                    |                     |
| PROBLEMS INSIDE BUILDING  | 2 800  | 500                  | 300                | 500                  | 1 000                | 500                  | 100                 | -                  | ...                 |
| PROBLEMS OUTSIDE BUILDING   | 1 200  | 300                  | -                  | 300                  | 300                  | 300                  | -                   | -                  | ...                 |
| NOT REPORTED  | 200    | -                    | -                  | 200                  | -                    | -                    | -                   | -                  | ...                 |
| NO PIPED WATER INSIDE STRUCTURE                                   | 500    | -                    | 200                | -                    | 200                  | -                    | -                   | 100                | ...                 |
| SEWAGE DISPOSAL   |        |                      |                    |                      |                      |                      |                     |                    |                     |
| WITH PUBLIC SEWER, SEPTIC TANK, OR CESSPOOL                       | 90 300 | 7 000                | 5 400              | 23 700               | 30 200               | 17 900               | 4 900               | 1 100              | 164                 |
| NO BREAKDOWNS   | 87 900 | 6 500                | 5 400              | 23 400               | 28 800               | 17 800               | 4 900               | 1 100              | 164                 |
| WITH BREAKDOWNS   | 1 900  | 200                  | -                  | 300                  | 1 300                | 200                  | -                   | -                  | ...                 |
| UNUSABLE 6 CONSECUTIVE HOURS OR LONGER:                           |        |                      |                    |                      |                      |                      |                     |                    |                     |
| 1 TIME  | 1 600  | -                    | -                  | 200                  | 1 300                | 200                  | -                   | -                  | ...                 |
| 2 TIMES   | -      | -                    | -                  | -                    | -                    | -                    | -                   | -                  | ...                 |
| 3 TIMES OR MORE   | 300    | 200                  | -                  | 200                  | -                    | -                    | -                   | -                  | ...                 |
| NOT REPORTED  | -      | -                    | -                  | -                    | -                    | -                    | -                   | -                  | ...                 |
| DON'T KNOW  | -      | -                    | -                  | -                    | -                    | -                    | -                   | -                  | ...                 |
| NOT REPORTED  | 500    | 300                  | -                  | -                    | 200                  | -                    | -                   | -                  | ...                 |
| WITH CHEMICAL TOILET, PRIVY, OR OTHER MEANS                       | 500    | -                    | 200                | -                    | 200                  | -                    | -                   | 100                | ...                 |
| FLUSH TOILET  |        |                      |                    |                      |                      |                      |                     |                    |                     |
| WITH ALL PLUMBING FACILITIES                                      | 89 800 | 6 800                | 5 100              | 23 700               | 30 200               | 17 900               | 4 900               | 1 100              | 164                 |
| WITH ONLY 1 FLUSH TOILET  | 76 700 | 6 800                | 4 700              | 22 800               | 28 300               | 13 200               | 2 100               | 800                | 157                 |
| NO BREAKDOWNS IN FLUSH TOILET                                     | 71 900 | 6 700                | 4 700              | 20 700               | 24 200               | 13 100               | 1 700               | 800                | 157                 |
| WITH BREAKDOWNS IN FLUSH TOILET                                   | 4 800  | 200                  | -                  | 2 100                | 2 100                | 200                  | 300                 | -                  | 154                 |
| UNUSABLE 6 CONSECUTIVE HOURS OR LONGER:                           |        |                      |                    |                      |                      |                      |                     |                    |                     |
| 1 TIME  | 3 100  | 200                  | -                  | 800                  | 1 800                | 200                  | 200                 | -                  | ...                 |
| 2 TIMES   | 600    | -                    | -                  | 500                  | -                    | -                    | 200                 | -                  | ...                 |
| 3 TIMES   | 500    | -                    | -                  | 300                  | 200                  | -                    | -                   | -                  | ...                 |
| 4 TIMES OR MORE   | 600    | -                    | -                  | 500                  | 200                  | -                    | -                   | -                  | ...                 |
| NOT REPORTED  | -      | -                    | -                  | -                    | -                    | -                    | -                   | -                  | ...                 |
| NOT REPORTED  | -      | -                    | -                  | -                    | -                    | -                    | -                   | -                  | ...                 |
| REASON FOR BREAKDOWN:   |        |                      |                    |                      |                      |                      |                     |                    |                     |
| PROBLEMS INSIDE BUILDING  | 3 500  | 200                  | -                  | 1 600                | 1 400                | -                    | 300                 | -                  | ...                 |
| PROBLEMS OUTSIDE BUILDING   | 900    | -                    | -                  | 300                  | 500                  | 200                  | -                   | -                  | ...                 |
| NOT REPORTED  | 300    | -                    | -                  | 200                  | 200                  | -                    | -                   | -                  | ...                 |
| LACKING SOME OR ALL PLUMBING FACILITIES                           | 900    | 200                  | 500                | -                    | 200                  | -                    | -                   | 100                | ...                 |
| ELECTRIC FUSE BLOWOUTS  |        |                      |                    |                      |                      |                      |                     |                    |                     |
| NO FUSE OR SWITCH BLOWOUTS  | 74 000 | 6 200                | 4 900              | 19 200               | 23 200               | 15 200               | 4 100               | 1 100              | 163                 |
| WITH FUSE OR SWITCH BLOWOUTS                                      | 16 100 | 600                  | 500                | 4 500                | 7 000                | 2 500                | 800                 | 200                | 167                 |
| 1 TIME  | 8 800  | 600                  | 300                | 1 600                | 4 300                | 1 600                | 200                 | 200                | 170                 |
| 2 TIMES   | 3 000  | -                    | -                  | 900                  | 1 600                | 300                  | 200                 | -                  | ...                 |
| 3 TIMES OR MORE   | 3 900  | -                    | -                  | 1 900                | 800                  | 700                  | 500                 | -                  | 149                 |
| NOT REPORTED  | 500    | -                    | 200                | -                    | 300                  | -                    | -                   | -                  | ...                 |
| DON'T KNOW  | 400    | -                    | 100                | -                    | 100                  | 200                  | -                   | -                  | ...                 |
| NOT REPORTED  | 200    | 200                  | -                  | -                    | -                    | -                    | -                   | -                  | ...                 |
| UNITS OCCUPIED LAST WINTER  | 82 100 | 6 700                | 5 100              | 21 800               | 26 900               | 16 200               | 4 400               | 1 100              | 163                 |
| HEATING EQUIPMENT   |        |                      |                    |                      |                      |                      |                     |                    |                     |
| WITH HEATING EQUIPMENT  | 81 800 | 6 700                | 4 900              | 21 600               | 26 900               | 16 200               | 4 400               | 1 100              | 163                 |
| NO BREAKDOWNS   | 65 900 | 5 700                | 4 100              | 16 600               | 20 900               | 14 000               | 3 500               | 1 100              | 164                 |
| WITH BREAKDOWNS   | 13 700 | 1 000                | 800                | 4 400                | 5 300                | 1 600                | 600                 | -                  | 156                 |
| 1 TIME  | 5 600  | 200                  | 200                | 1 500                | 2 700                | 800                  | 300                 | -                  | 188                 |
| 2 TIMES   | 4 300  | 300                  | 500                | 1 300                | 1 500                | 600                  | 200                 | -                  | 153                 |
| 3 TIMES   | 1 100  | 300                  | -                  | 500                  | 200                  | 200                  | -                   | -                  | ...                 |
| 4 TIMES OR MORE   | 2 600  | 200                  | 200                | 1 100                | 1 000                | -                    | 200                 | -                  | ...                 |
| NOT REPORTED  | -      | -                    | -                  | -                    | -                    | -                    | -                   | -                  | ...                 |
| NOT REPORTED  | 2 200  | -                    | -                  | 600                  | 700                  | 600                  | 300                 | -                  | ...                 |
| NO HEATING EQUIPMENT  | 300    | -                    | 200                | 200                  | -                    | -                    | -                   | -                  | ...                 |
| INSUFFICIENT HEAT   |        |                      |                    |                      |                      |                      |                     |                    |                     |
| ADDITIONAL HEAT SOURCE:   |        |                      |                    |                      |                      |                      |                     |                    |                     |
| WITH SPECIFIED HEATING EQUIPMENT <sup>2</sup>                     | 79 500 | 6 500                | 4 100              | 20 900               | 26 400               | 16 200               | 4 400               | 900                | 164                 |
| NO ADDITIONAL HEAT SOURCE USED                                    | 52 200 | 3 600                | 2 400              | 10 900               | 18 400               | 13 400               | 2 900               | 600                | 174                 |
| USED KITCHEN STOVE, FIREPLACE,<br>OR PORTABLE HEATER              | 25 100 | 2 900                | 1 800              | 9 300                | 7 300                | 2 200                | 1 300               | 300                | 141                 |
| NOT REPORTED  | 2 200  | -                    | -                  | 600                  | 700                  | 600                  | 300                 | -                  | ...                 |
| LACKING SPECIFIED HEATING EQUIPMENT OR NONE                       | 2 600  | 200                  | 900                | 900                  | 500                  | -                    | -                   | 100                | ...                 |
| ROOMS LACKING SPECIFIED HEAT SOURCE:                              |        |                      |                    |                      |                      |                      |                     |                    |                     |
| WITH SPECIFIED HEATING EQUIPMENT <sup>2</sup>                     | 79 500 | 6 500                | 4 100              | 20 900               | 26 400               | 16 200               | 4 400               | 900                | 164                 |
| NO ROOMS LACKING AIR DUCTS, REGISTERS,<br>RADIATORS, OR HEATERS   | 69 200 | 6 300                | 3 300              | 17 300               | 22 500               | 15 100               | 3 800               | 900                | 166                 |
| ROOMS LACKING AIR DUCTS, REGISTERS,<br>RADIATORS, OR HEATERS      | 10 100 | 200                  | 800                | 3 400                | 3 900                | 1 100                | 700                 | -                  | 159                 |
| 1 ROOM  | 6 400  | -                    | 500                | 2 300                | 2 400                | 800                  | 500                 | -                  | 160                 |
| 2 ROOMS   | 2 200  | -                    | 200                | 600                  | 800                  | 300                  | 200                 | -                  | ...                 |
| 3 ROOMS OR MORE   | 1 400  | 200                  | 200                | 300                  | 800                  | -                    | -                   | -                  | ...                 |
| NOT REPORTED  | 200    | -                    | -                  | 200                  | -                    | -                    | -                   | -                  | ...                 |
| LACKING SPECIFIED HEATING EQUIPMENT OR NONE                       | 2 600  | 200                  | 900                | 900                  | 500                  | -                    | -                   | 100                | ...                 |

<sup>1</sup>EXCLUDES 1-FAMILY HOMES ON 10 ACRES OR MORE.

<sup>2</sup>EXCLUDES ROOM HEATERS WITHOUT FLUE OR VENT, FIREPLACES, STOVES, AND PORTABLE HEATERS.

TABLE A-23. GROSS RENT OF RENTER OCCUPIED HOUSING UNITS BY FAILURES IN PLUMBING FACILITIES AND EQUIPMENT FOR HOUSING UNITS WITH BLACK HOUSEHOLD HEAD: 1976--CONTINUED

(DATA BASED ON SAMPLE, SEE TEXT. FOR MINIMUM BASE FOR DERIVED FIGURES (PERCENT, MEDIAN, ETC.) AND MEANING OF SYMBOLS, SEE TEXT)

| STANDARD METROPOLITAN STATISTICAL AREA<br>BALTIMORE, MD.<br>TOTAL | TOTAL  | LESS<br>THAN<br>\$70 | \$70<br>TO<br>\$99 | \$100<br>TO<br>\$149 | \$150<br>TO<br>\$199 | \$200<br>TO<br>\$249 | \$250<br>OR<br>MORE | NO<br>CASH<br>RENT | MEDIAN<br>(DOL-<br>LARS) |
|---|--------|----------------------|--------------------|----------------------|----------------------|----------------------|---------------------|--------------------|--------------------------|
| SPECIFIED RENTER OCCUPIED <sup>1</sup> --CONTINUED                |        |                      |                    |                      |                      |                      |                     |                    |                          |
| UNITS OCCUPIED LAST WINTER--CONTINUED                             |        |                      |                    |                      |                      |                      |                     |                    |                          |
| INSUFFICIENT HEAT--CONTINUED                                      |        |                      |                    |                      |                      |                      |                     |                    |                          |
| CLOSURE OF ROOMS:   |        |                      |                    |                      |                      |                      |                     |                    |                          |
| WITH HEATING EQUIPMENT . . . . .                                  | 81 800 | 6 700                | 4 900              | 21 600               | 26 900               | 16 200               | 4 400               | 1 100              | 163                      |
| NO ROOMS CLOSED . . . . .   | 71 100 | 6 200                | 4 600              | 18 400               | 23 600               | 14 200               | 3 200               | 900                | 162                      |
| CLOSED CERTAIN ROOMS . . . . .                                    | 8 500  | 500                  | 300                | 2 600                | 2 600                | 1 400                | 1 000               | 200                | 165                      |
| LIVING ROOM ONLY . . . . .  | 1 800  | -                    | 200                | 800                  | 700                  | -                    | 200                 | -                  | ...                      |
| DINING ROOM ONLY . . . . .  | 4 200  | -                    | -                  | 200                  | -                    | -                    | -                   | -                  | ...                      |
| 1 OR MORE BEDROOMS ONLY . . . . .                                 | 4 600  | 500                  | -                  | 1 200                | 1 100                | 800                  | 800                 | 200                | 172                      |
| OTHER ROOMS OR COMBINATION . . . . .                              | 1 900  | -                    | 200                | 300                  | 800                  | 600                  | -                   | -                  | ...                      |
| NOT REPORTED . . . . .  | -      | -                    | -                  | -                    | -                    | -                    | -                   | -                  | ...                      |
| NOT REPORTED . . . . .  | 2 200  | -                    | -                  | 600                  | 700                  | 600                  | 300                 | -                  | ...                      |
| NO HEATING EQUIPMENT . . . . .                                    | 300    | -                    | 200                | 200                  | -                    | -                    | -                   | -                  | ...                      |

<sup>1</sup>EXCLUDES 1-FAMILY HOMES ON 10 ACRES OR MORE.

TABLE A-24. GROSS RENT OF RENTER OCCUPIED HOUSING UNITS BY SELECTED NEIGHBORHOOD CHARACTERISTICS FOR HOUSING UNITS WITH BLACK HOUSEHOLD HEAD: 1976

(DATA BASED ON SAMPLE, SEE TEXT. FOR MINIMUM BASE FOR DERIVED FIGURES (PERCENT, MEDIAN, ETC.) AND MEANING OF SYMBOLS, SEE TEXT)

| STANDARD METROPOLITAN STATISTICAL AREA<br>BALTIMORE, MD.<br>TOTAL | TOTAL  | LESS<br>THAN<br>\$70 | \$70<br>TO<br>\$99 | \$100<br>TO<br>\$149 | \$150<br>TO<br>\$199 | \$200<br>TO<br>\$249 | \$250<br>OR<br>MORE | NO<br>CASH<br>RENT | MEDIAN<br>(DOL-<br>LARS) |
|---|--------|----------------------|--------------------|----------------------|----------------------|----------------------|---------------------|--------------------|--------------------------|
| SPECIFIED RENTER OCCUPIED <sup>1</sup> . . . . .                  | 96 800 | 7 000                | 5 700              | 25 200               | 33 000               | 19 400               | 5 400               | 1 200              | 165                      |
| NEIGHBORHOOD CONDITIONS AND WISH TO MOVE <sup>2</sup>             |        |                      |                    |                      |                      |                      |                     |                    |                          |
| NO STREET OR HIGHWAY NOISE . . . . .                              | 63 000 | 4 500                | 3 500              | 15 100               | 23 200               | 12 400               | 3 500               | 900                | 167                      |
| WITH STREET OR HIGHWAY NOISE . . . . .                            | 33 600 | 2 500                | 2 200              | 10 100               | 9 800                | 7 000                | 1 800               | 300                | 159                      |
| BOTHERSOME TO RESPONDENT . . . . .                                | 15 000 | 1 300                | 900                | 3 900                | 5 100                | 2 800                | 700                 | 300                | 162                      |
| WOULD LIKE TO MOVE . . . . .                                      | 8 000  | 500                  | 200                | 2 600                | 2 200                | 1 900                | 300                 | 300                | 163                      |
| WOULD NOT LIKE TO MOVE . . . . .                                  | 7 000  | 800                  | 800                | 1 300                | 2 900                | 1 000                | 300                 | -                  | 161                      |
| NOT REPORTED . . . . .  | -      | -                    | -                  | -                    | -                    | -                    | -                   | -                  | ...                      |
| NOT BOTHERSOME TO RESPONDENT . . . . .                            | 18 500 | 1 200                | 1 700              | 6 100                | 4 700                | 4 100                | 1 100               | -                  | 157                      |
| NOT REPORTED . . . . .  | 200    | -                    | -                  | 200                  | -                    | -                    | -                   | -                  | ...                      |
| NOT REPORTED . . . . .  | 200    | -                    | -                  | -                    | -                    | -                    | 200                 | -                  | ...                      |
| NO AIRPLANE TRAFFIC NOISE . . . . .                               | 86 800 | 6 200                | 4 800              | 22 100               | 30 600               | 17 300               | 4 800               | 1 100              | 166                      |
| WITH AIRPLANE TRAFFIC NOISE . . . . .                             | 9 800  | 800                  | 900                | 3 000                | 2 400                | 2 000                | 500                 | 200                | 151                      |
| BOTHERSOME TO RESPONDENT . . . . .                                | 1 900  | -                    | 200                | 500                  | 800                  | 300                  | 200                 | -                  | ...                      |
| WOULD LIKE TO MOVE . . . . .                                      | 1 400  | -                    | -                  | 300                  | 800                  | 200                  | 200                 | -                  | ...                      |
| WOULD NOT LIKE TO MOVE . . . . .                                  | 500    | -                    | 200                | 200                  | 200                  | -                    | -                   | -                  | ...                      |
| NOT REPORTED . . . . .  | -      | -                    | -                  | -                    | -                    | -                    | -                   | -                  | ...                      |
| NOT BOTHERSOME TO RESPONDENT . . . . .                            | 7 600  | 800                  | 800                | 2 400                | 1 400                | 1 700                | 300                 | 200                | 144                      |
| NOT REPORTED . . . . .  | 300    | -                    | -                  | 200                  | 200                  | -                    | -                   | -                  | ...                      |
| NOT REPORTED . . . . .  | 200    | -                    | -                  | -                    | -                    | -                    | 200                 | -                  | ...                      |
| NO HEAVY TRAFFIC . . . . .  | 60 800 | 4 400                | 3 600              | 15 200               | 20 800               | 12 600               | 3 500               | 800                | 166                      |
| WITH HEAVY TRAFFIC . . . . .                                      | 35 900 | 2 600                | 2 100              | 9 900                | 12 200               | 6 800                | 1 800               | 500                | 163                      |
| BOTHERSOME TO RESPONDENT . . . . .                                | 10 400 | 800                  | 500                | 2 000                | 3 700                | 2 800                | 300                 | 300                | 174                      |
| WOULD LIKE TO MOVE . . . . .                                      | 5 900  | 300                  | -                  | 1 300                | 2 100                | 1 700                | 200                 | 300                | 177                      |
| WOULD NOT LIKE TO MOVE . . . . .                                  | 4 400  | 500                  | 500                | 600                  | 1 600                | 1 100                | 200                 | -                  | 169                      |
| NOT REPORTED . . . . .  | -      | -                    | -                  | -                    | -                    | -                    | -                   | -                  | ...                      |
| NOT BOTHERSOME TO RESPONDENT . . . . .                            | 25 300 | 1 600                | 1 600              | 8 000                | 8 400                | 4 000                | 1 500               | 200                | 157                      |
| NOT REPORTED . . . . .  | 200    | -                    | -                  | -                    | 200                  | -                    | -                   | -                  | ...                      |
| NOT REPORTED . . . . .  | 200    | -                    | -                  | -                    | -                    | -                    | 200                 | -                  | ...                      |
| NO STREETS IN NEED OF REPAIR . . . . .                            | 83 000 | 6 200                | 4 900              | 21 200               | 28 300               | 16 700               | 4 800               | 900                | 165                      |
| WITH STREETS IN NEED OF REPAIR . . . . .                          | 13 600 | 800                  | 700                | 4 000                | 4 600                | 2 700                | 500                 | 300                | 162                      |
| BOTHERSOME TO RESPONDENT . . . . .                                | 7 200  | 300                  | 300                | 1 400                | 3 000                | 1 600                | 300                 | 200                | 173                      |
| WOULD LIKE TO MOVE . . . . .                                      | 3 000  | 200                  | -                  | 800                  | 1 300                | 500                  | 200                 | 200                | ...                      |
| WOULD NOT LIKE TO MOVE . . . . .                                  | 4 100  | 200                  | 300                | 600                  | 1 700                | 1 100                | 200                 | -                  | 177                      |
| NOT REPORTED . . . . .  | -      | -                    | -                  | -                    | -                    | -                    | -                   | -                  | ...                      |
| NOT BOTHERSOME TO RESPONDENT . . . . .                            | 6 500  | 500                  | 500                | 2 600                | 1 600                | 1 100                | 200                 | 100                | 143                      |
| NOT REPORTED . . . . .  | 200    | -                    | -                  | -                    | -                    | -                    | -                   | -                  | ...                      |
| NOT REPORTED . . . . .  | 200    | -                    | -                  | -                    | -                    | -                    | 200                 | -                  | ...                      |
| NO ROADS IMPASSABLE . . . . .                                     | 81 400 | 6 200                | 4 600              | 20 900               | 27 300               | 17 300               | 4 300               | 900                | 165                      |
| WITH ROADS IMPASSABLE . . . . .                                   | 15 100 | 800                  | 1 100              | 4 300                | 5 700                | 1 900                | 1 000               | 300                | 160                      |
| BOTHERSOME TO RESPONDENT . . . . .                                | 6 800  | 500                  | 600                | 1 500                | 2 900                | 800                  | 500                 | 200                | 164                      |
| WOULD LIKE TO MOVE . . . . .                                      | 1 900  | 300                  | -                  | 300                  | 600                  | 300                  | 200                 | 200                | ...                      |
| WOULD NOT LIKE TO MOVE . . . . .                                  | 4 900  | 200                  | 600                | 1 100                | 2 200                | 500                  | 300                 | -                  | 163                      |
| NOT REPORTED . . . . .  | -      | -                    | -                  | -                    | -                    | -                    | -                   | -                  | ...                      |
| NOT BOTHERSOME TO RESPONDENT . . . . .                            | 8 200  | 300                  | 500                | 2 900                | 2 800                | 1 100                | 500                 | 100                | 157                      |
| NOT REPORTED . . . . .  | 200    | -                    | -                  | -                    | -                    | -                    | -                   | -                  | ...                      |
| NOT REPORTED . . . . .  | 300    | -                    | -                  | -                    | -                    | -                    | 200                 | -                  | ...                      |
| NO OCCUPIED HOUSING IN RUNDOWN CONDITION . . . . .                | 75 300 | 6 200                | 3 600              | 17 500               | 26 900               | 16 200               | 4 300               | 600                | 162                      |
| WITH OCCUPIED HOUSING IN RUNDOWN CONDITION . . . . .              | 20 600 | 800                  | 1 900              | 7 400                | 6 100                | 3 000                | 800                 | 600                | 148                      |
| BOTHERSOME TO RESPONDENT . . . . .                                | 13 400 | 600                  | 800                | 4 600                | 4 500                | 2 100                | 500                 | 300                | 156                      |
| WOULD LIKE TO MOVE . . . . .                                      | 9 900  | 500                  | 300                | 3 200                | 3 500                | 1 800                | 500                 | 200                | 163                      |
| WOULD NOT LIKE TO MOVE . . . . .                                  | 3 500  | 200                  | 500                | 1 400                | 1 000                | 300                  | -                   | 200                | ...                      |
| NOT REPORTED . . . . .  | -      | -                    | -                  | -                    | -                    | -                    | -                   | -                  | ...                      |
| NOT BOTHERSOME TO RESPONDENT . . . . .                            | 7 000  | 200                  | 1 100              | 2 600                | 1 600                | 900                  | 300                 | 300                | 139                      |
| NOT REPORTED . . . . .  | 200    | -                    | -                  | 200                  | -                    | -                    | -                   | -                  | ...                      |
| NOT REPORTED . . . . .  | 900    | -                    | 200                | 300                  | -                    | 200                  | 300                 | -                  | ...                      |
| NO COMMERCIAL OR NONRESIDENTIAL ACTIVITIES . . . . .              | 85 100 | 6 300                | 4 300              | 22 300               | 29 700               | 16 700               | 4 600               | 1 200              | 165                      |
| WITH COMMERCIAL OR NONRESIDENTIAL ACTIVITIES . . . . .            | 11 300 | 600                  | 1 400              | 2 900                | 3 000                | 2 700                | 600                 | -                  | 161                      |
| BOTHERSOME TO RESPONDENT . . . . .                                | 1 300  | -                    | 300                | 300                  | 300                  | 200                  | 200                 | -                  | ...                      |
| WOULD LIKE TO MOVE . . . . .                                      | 500    | -                    | -                  | -                    | 200                  | 200                  | 200                 | -                  | ...                      |
| WOULD NOT LIKE TO MOVE . . . . .                                  | 500    | -                    | -                  | 300                  | -                    | -                    | -                   | -                  | ...                      |
| NOT REPORTED . . . . .  | 300    | -                    | 200                | -                    | 200                  | -                    | -                   | -                  | ...                      |
| NOT BOTHERSOME TO RESPONDENT . . . . .                            | 10 000 | 600                  | 1 100              | 2 600                | 2 700                | 2 500                | 500                 | -                  | 163                      |
| NOT REPORTED . . . . .  | 200    | -                    | -                  | -                    | -                    | -                    | -                   | -                  | ...                      |
| NOT REPORTED . . . . .  | 500    | -                    | -                  | -                    | 300                  | -                    | 200                 | -                  | ...                      |

<sup>1</sup>EXCLUDES 1-FAMILY HOMES ON 10 ACRES OR MORE.

<sup>2</sup>WISH TO MOVE RELATES ONLY TO RESPONDENTS' OPINION OF SPECIFIC CONDITIONS.

TABLE A-24. GROSS RENT OF RENTER OCCUPIED HOUSING UNITS BY SELECTED NEIGHBORHOOD CHARACTERISTICS FOR HOUSING UNITS WITH BLACK HOUSEHOLD HEAD: 1976--CONTINUED

(DATA BASED ON SAMPLE, SEE TEXT, FOR MINIMUM BASE FOR DERIVED FIGURES (PERCENT, MEDIAN, ETC.) AND MEANING OF SYMBOLS, SEE TEXT)

| STANDARD METROPOLITAN STATISTICAL AREA<br>BALTIMORE, MD.<br>TOTAL | TOTAL  | LESS<br>THAN<br>\$70 | \$70<br>TO<br>\$99 | \$100<br>TO<br>\$149 | \$150<br>TO<br>\$199 | \$200<br>TO<br>\$249 | \$250<br>OR<br>MORE | NO<br>CASH<br>RENT | MEDIAN<br>(DOL-<br>LARS) |
|---|--------|----------------------|--------------------|----------------------|----------------------|----------------------|---------------------|--------------------|--------------------------|
| SPECIFIED RENTER OCCUPIED <sup>1</sup> --CON.                     |        |                      |                    |                      |                      |                      |                     |                    |                          |
| NEIGHBORHOOD CONDITIONS AND WISH TO MOVE <sup>2</sup> --CON.      |        |                      |                    |                      |                      |                      |                     |                    |                          |
| NO ODORS, SMOKE, OR GAS . . . . .                                 | 87 100 | 5 100                | 4 900              | 23 400               | 30 100               | 17 500               | 5 100               | 1 100              | 166                      |
| WITH ODORS, SMOKE, OR GAS . . . . .                               | 9 600  | 1 900                | 800                | 1 800                | 2 900                | 1 900                | 200                 | 200                | 154                      |
| BOTHERSOME TO RESPONDENT . . . . .                                | 7 500  | 1 600                | 800                | 1 500                | 2 100                | 1 200                | 200                 | 200                | 143                      |
| WOULD LIKE TO MOVE . . . . .                                      | 4 300  | 800                  | 300                | 700                  | 1 300                | 900                  | 200                 | 200                | 161                      |
| WOULD NOT LIKE TO MOVE . . . . .                                  | 3 200  | 800                  | 500                | 800                  | 800                  | 300                  | -                   | -                  | ...                      |
| NOT REPORTED . . . . .  | -      | -                    | -                  | -                    | -                    | -                    | -                   | -                  | -                        |
| NOT BOTHERSOME TO RESPONDENT . . . . .                            | 2 100  | 300                  | -                  | 300                  | 800                  | 700                  | -                   | -                  | ...                      |
| NOT REPORTED . . . . .  | -      | -                    | -                  | -                    | -                    | -                    | -                   | -                  | -                        |
| NOT REPORTED . . . . .  | 200    | -                    | -                  | -                    | -                    | -                    | 200                 | -                  | ...                      |
| ADEQUATE STREET LIGHTS . . . . .                                  | 83 200 | 6 500                | 5 100              | 22 100               | 27 400               | 16 900               | 4 300               | 900                | 163                      |
| INADEQUATE STREET LIGHTS . . . . .                                | 13 000 | 500                  | 600                | 3 000                | 5 200                | 2 400                | 900                 | 300                | 171                      |
| BOTHERSOME TO RESPONDENT . . . . .                                | 9 100  | 300                  | 200                | 1 900                | 4 300                | 1 300                | 800                 | 300                | 173                      |
| WOULD LIKE TO MOVE . . . . .                                      | 3 400  | 300                  | 200                | 500                  | 1 800                | 500                  | -                   | 200                | ...                      |
| WOULD NOT LIKE TO MOVE . . . . .                                  | 5 500  | -                    | -                  | 1 400                | 2 500                | 600                  | 800                 | 200                | 175                      |
| NOT REPORTED . . . . .  | 200    | -                    | -                  | -                    | -                    | 200                  | -                   | -                  | ...                      |
| NOT BOTHERSOME TO RESPONDENT . . . . .                            | 3 900  | 200                  | 500                | 1 100                | 1 000                | 1 100                | 200                 | -                  | 162                      |
| NOT REPORTED . . . . .  | -      | -                    | -                  | -                    | -                    | -                    | -                   | -                  | -                        |
| NOT REPORTED . . . . .  | 600    | -                    | -                  | -                    | 300                  | 200                  | 200                 | -                  | ...                      |
| NO NEIGHBORHOOD CRIME . . . . .                                   | 66 900 | 4 000                | 3 600              | 16 500               | 23 300               | 14 800               | 4 000               | 600                | 169                      |
| WITH NEIGHBORHOOD CRIME . . . . .                                 | 29 300 | 2 900                | 2 100              | 8 600                | 9 600                | 4 300                | 1 300               | 600                | 154                      |
| BOTHERSOME TO RESPONDENT . . . . .                                | 17 900 | 2 100                | 1 000              | 5 300                | 5 900                | 3 000                | 600                 | -                  | 155                      |
| WOULD LIKE TO MOVE . . . . .                                      | 12 300 | 1 900                | 500                | 3 500                | 3 800                | 1 900                | 600                 | -                  | 153                      |
| WOULD NOT LIKE TO MOVE . . . . .                                  | 5 600  | 200                  | 500                | 1 700                | 2 100                | 1 100                | -                   | -                  | 160                      |
| NOT REPORTED . . . . .  | -      | -                    | -                  | -                    | -                    | -                    | -                   | -                  | -                        |
| NOT BOTHERSOME TO RESPONDENT . . . . .                            | 11 400 | 800                  | 1 100              | 3 300                | 3 700                | 1 300                | 600                 | 600                | 152                      |
| NOT REPORTED . . . . .  | -      | -                    | -                  | -                    | -                    | -                    | -                   | -                  | -                        |
| NOT REPORTED . . . . .  | 600    | 200                  | -                  | -                    | -                    | 300                  | 200                 | -                  | ...                      |
| NO TRASH, LITTER, OR JUNK . . . . .                               | 65 000 | 4 300                | 3 000              | 14 900               | 22 000               | 15 600               | 4 500               | 800                | 172                      |
| WITH TRASH, LITTER, OR JUNK . . . . .                             | 31 700 | 2 700                | 2 700              | 10 200               | 11 000               | 3 800                | 800                 | 500                | 149                      |
| BOTHERSOME TO RESPONDENT . . . . .                                | 23 400 | 2 200                | 1 800              | 7 200                | 8 800                | 2 900                | 300                 | 300                | 152                      |
| WOULD LIKE TO MOVE . . . . .                                      | 14 400 | 1 100                | 800                | 4 300                | 5 600                | 2 100                | 300                 | 200                | 157                      |
| WOULD NOT LIKE TO MOVE . . . . .                                  | 9 100  | 1 100                | 1 000              | 2 800                | 3 200                | 800                  | -                   | 200                | 141                      |
| NOT REPORTED . . . . .  | -      | -                    | -                  | -                    | -                    | -                    | -                   | -                  | -                        |
| NOT BOTHERSOME TO RESPONDENT . . . . .                            | 8 100  | 500                  | 900                | 3 000                | 2 000                | 900                  | 500                 | 100                | 141                      |
| NOT REPORTED . . . . .  | 200    | -                    | -                  | -                    | 200                  | -                    | -                   | -                  | ...                      |
| NOT REPORTED . . . . .  | 200    | -                    | -                  | -                    | -                    | -                    | 200                 | -                  | ...                      |
| NO BOARDED UP OR ABANDONED STRUCTURES . . . . .                   | 70 400 | 5 800                | 3 100              | 14 500               | 25 600               | 15 900               | 4 600               | 800                | 172                      |
| WITH BOARDED UP OR ABANDONED STRUCTURES . . . . .                 | 26 300 | 1 100                | 2 600              | 10 700               | 7 300                | 3 500                | 600                 | 500                | 142                      |
| BOTHERSOME TO RESPONDENT . . . . .                                | 10 900 | 800                  | 700                | 4 800                | 3 100                | 1 000                | 500                 | 200                | 140                      |
| WOULD LIKE TO MOVE . . . . .                                      | 6 200  | 500                  | -                  | 2 200                | 2 400                | 500                  | 500                 | 200                | 157                      |
| WOULD NOT LIKE TO MOVE . . . . .                                  | 4 500  | 300                  | 500                | 2 600                | 700                  | 500                  | -                   | -                  | 128                      |
| NOT REPORTED . . . . .  | 200    | -                    | 200                | -                    | -                    | -                    | -                   | -                  | ...                      |
| NOT BOTHERSOME TO RESPONDENT . . . . .                            | 15 100 | 300                  | 1 800              | 5 700                | 4 300                | 2 500                | 200                 | 300                | 145                      |
| NOT REPORTED . . . . .  | 300    | -                    | 200                | 200                  | -                    | -                    | -                   | -                  | ...                      |
| NOT REPORTED . . . . .  | 200    | -                    | -                  | -                    | -                    | -                    | 200                 | -                  | ...                      |
| NEIGHBORHOOD SERVICES   |        |                      |                    |                      |                      |                      |                     |                    |                          |
| ADEQUATE NEIGHBORHOOD SERVICES . . . . .                          | 63 400 | 4 400                | 3 600              | 16 500               | 22 200               | 12 100               | 3 600               | 900                | 165                      |
| INADEQUATE NEIGHBORHOOD SERVICES <sup>3</sup> . . . . .           | 33 300 | 2 500                | 2 000              | 8 700                | 10 700               | 7 300                | 1 600               | 300                | 165                      |
| PUBLIC TRANSPORTATION . . . . .                                   | 10 400 | 500                  | 300                | 1 300                | 4 100                | 3 700                | 300                 | 200                | 186                      |
| SCHOOLS . . . . .   | 2 100  | -                    | 200                | 300                  | 600                  | 300                  | 300                 | -                  | ...                      |
| SHOPPING . . . . .  | 13 000 | 1 700                | 900                | 3 200                | 4 400                | 2 500                | 200                 | -                  | 156                      |
| POLICE PROTECTION . . . . .                                       | 10 600 | 800                  | 500                | 3 500                | 3 600                | 1 400                | 600                 | 200                | 156                      |
| FIRE PROTECTION . . . . .   | 2 600  | 300                  | 300                | 800                  | 700                  | -                    | 300                 | 200                | ...                      |
| HOSPITALS OR HEALTH CLINICS . . . . .                             | 8 900  | 500                  | 600                | 2 700                | 2 300                | 1 900                | 600                 | 200                | 161                      |
| DON'T KNOW . . . . .  | -      | -                    | -                  | -                    | -                    | -                    | -                   | -                  | -                        |
| NOT REPORTED . . . . .  | 200    | -                    | -                  | -                    | -                    | -                    | 200                 | -                  | ...                      |
| NEIGHBORHOOD SERVICES AND WISH TO MOVE <sup>4</sup>               |        |                      |                    |                      |                      |                      |                     |                    |                          |
| WITH INADEQUATE SERVICE . . . . .                                 | 33 300 | 2 500                | 2 000              | 8 700                | 10 700               | 7 300                | 1 600               | 300                | 165                      |
| HOUSEHOLD WOULD LIKE TO MOVE <sup>5</sup> . . . . .               | 12 300 | 1 300                | 500                | 3 600                | 4 000                | 2 100                | 700                 | 200                | 159                      |
| BECAUSE OF PUBLIC TRANSPORTATION . . . . .                        | 2 100  | 200                  | -                  | 300                  | 600                  | 1 000                | -                   | -                  | ...                      |
| BECAUSE OF SCHOOLS . . . . .                                      | 1 300  | -                    | 200                | 200                  | 500                  | 300                  | 200                 | -                  | ...                      |
| BECAUSE OF SHOPPING . . . . .                                     | 4 500  | 500                  | 200                | 1 300                | 1 600                | 800                  | 200                 | -                  | 159                      |
| BECAUSE OF POLICE PROTECTION . . . . .                            | 6 100  | 300                  | 300                | 1 900                | 2 600                | 300                  | 500                 | 200                | 158                      |
| BECAUSE OF FIRE PROTECTION . . . . .                              | 1 300  | 200                  | -                  | 300                  | 700                  | -                    | 200                 | -                  | ...                      |
| BECAUSE OF HOSPITALS OR HEALTH CLINICS . . . . .                  | 2 500  | 300                  | -                  | 500                  | 500                  | 700                  | 300                 | 200                | ...                      |
| HOUSEHOLD WOULD NOT LIKE TO MOVE . . . . .                        | 19 900 | 1 300                | 1 600              | 4 800                | 6 100                | 5 100                | 1 000               | 200                | 168                      |
| NOT REPORTED . . . . .  | 1 100  | -                    | -                  | 300                  | 600                  | 200                  | -                   | -                  | ...                      |
| WITH ADEQUATE SERVICE . . . . .                                   | 63 400 | 4 400                | 3 600              | 16 500               | 22 200               | 12 100               | 3 600               | 900                | 165                      |
| NOT REPORTED . . . . .  | 200    | -                    | -                  | -                    | -                    | -                    | 200                 | -                  | ...                      |
| OVERALL OPINION OF NEIGHBORHOOD                                   |        |                      |                    |                      |                      |                      |                     |                    |                          |
| EXCELLENT . . . . .   | 10 300 | 500                  | 400                | 1 600                | 4 300                | 2 800                | 500                 | 200                | 179                      |
| GOOD . . . . .  | 36 900 | 2 200                | 2 100              | 8 300                | 11 800               | 9 700                | 2 400               | 500                | 173                      |
| FAIR . . . . .  | 40 000 | 3 300                | 2 500              | 11 600               | 14 300               | 5 900                | 2 100               | 300                | 158                      |
| POOR . . . . .  | 9 200  | 1 000                | 600                | 3 500                | 2 400                | 900                  | 300                 | 300                | 139                      |
| NOT REPORTED . . . . .  | 500    | -                    | -                  | 200                  | 200                  | -                    | 200                 | -                  | ...                      |
| HOUSEHOLD WOULD LIKE TO MOVE . . . . .                            | 26 200 | 2 700                | 1 000              | 8 200                | 8 600                | 4 300                | 1 100               | 300                | 156                      |
| EXCELLENT . . . . .   | 600    | -                    | -                  | 200                  | 200                  | 300                  | -                   | -                  | ...                      |
| GOOD . . . . .  | 3 500  | 300                  | -                  | 800                  | 1 500                | 1 000                | -                   | -                  | ...                      |
| FAIR . . . . .  | 15 100 | 1 600                | 700                | 4 500                | 5 100                | 2 400                | 800                 | -                  | 157                      |
| POOR . . . . .  | 6 900  | 800                  | 300                | 2 600                | 1 900                | 600                  | 300                 | 300                | 141                      |
| NOT REPORTED . . . . .  | 200    | -                    | -                  | 200                  | -                    | -                    | -                   | -                  | ...                      |
| HOUSEHOLD WOULD NOT LIKE TO MOVE . . . . .                        | 70 300 | 4 300                | 4 700              | 17 000               | 24 200               | 15 100               | 4 100               | 900                | 168                      |
| EXCELLENT . . . . .   | 9 500  | 500                  | 400                | 1 500                | 4 000                | 2 500                | 500                 | 200                | 178                      |
| GOOD . . . . .  | 33 400 | 1 900                | 2 100              | 7 500                | 10 400               | 8 700                | 2 400               | 500                | 174                      |
| FAIR . . . . .  | 24 900 | 1 700                | 1 900              | 7 000                | 9 100                | 3 500                | 1 300               | 300                | 159                      |
| POOR . . . . .  | 2 300  | 200                  | 300                | 1 000                | 500                  | 300                  | -                   | -                  | ...                      |
| NOT REPORTED . . . . .  | 200    | -                    | -                  | -                    | 200                  | -                    | -                   | -                  | ...                      |
| NOT REPORTED . . . . .  | 300    | -                    | -                  | -                    | 200                  | -                    | 200                 | -                  | ...                      |

<sup>1</sup>EXCLUDES 1-FAMILY HOMES ON 10 ACRES OR MORE.

<sup>2</sup>WISH TO MOVE RELATES ONLY TO RESPONDENTS' OPINION OF SPECIFIC CONDITIONS.

<sup>3</sup>FIGURES WILL NOT ADD TO TOTAL BECAUSE MORE THAN ONE INADEQUATE SERVICE WAS REPORTED FOR THE SAME UNIT.

<sup>4</sup>WISH TO MOVE RELATES ONLY TO RESPONDENTS' OPINION OF SPECIFIC SERVICES.

TABLE A-25. INCOME OF FAMILIES AND PRIMARY INDIVIDUALS BY OCCUPANCY AND UTILIZATION CHARACTERISTICS AND SERVICES AVAILABLE FOR HOUSEHOLDS WITH HEAD OF SPANISH ORIGIN: 1976

TABLE A-26. INCOME OF FAMILIES AND PRIMARY INDIVIDUALS BY DEFICIENCIES IN SELECTED STRUCTURAL CHARACTERISTICS FOR HOUSEHOLDS WITH HEAD OF SPANISH ORIGIN: 1976

TABLE A-27. INCOME OF FAMILIES AND PRIMARY INDIVIDUALS BY FAILURES IN PLUMBING FACILITIES AND EQUIPMENT FOR HOUSEHOLDS WITH HEAD OF SPANISH ORIGIN: 1976

TABLE A-28. INCOME OF FAMILIES AND PRIMARY INDIVIDUALS BY SELECTED NEIGHBORHOOD CHARACTERISTICS FOR HOUSEHOLDS WITH HEAD OF SPANISH ORIGIN: 1976

TABLE A-29. VALUE OF OWNER OCCUPIED HOUSING UNITS BY OCCUPANCY AND UTILIZATION CHARACTERISTICS AND SERVICES AVAILABLE FOR HOUSEHOLDS WITH HEAD OF SPANISH ORIGIN: 1976

TABLE A-30. VALUE OF OWNER OCCUPIED HOUSING UNITS BY DEFICIENCIES IN SELECTED STRUCTURAL CHARACTERISTICS FOR HOUSEHOLDS WITH HEAD OF SPANISH ORIGIN: 1976

TABLE A-31. VALUE OF OWNER OCCUPIED HOUSING UNITS BY FAILURES IN PLUMBING FACILITIES AND EQUIPMENT FOR HOUSEHOLDS WITH HEAD OF SPANISH ORIGIN: 1976

TABLE A-32. VALUE OF OWNER OCCUPIED HOUSING UNITS BY SELECTED NEIGHBORHOOD CHARACTERISTICS FOR HOUSEHOLDS WITH HEAD OF SPANISH ORIGIN: 1976

TABLE A-33. GROSS RENT OF RENTER OCCUPIED HOUSING UNITS BY OCCUPANCY AND UTILIZATION CHARACTERISTICS AND SERVICES AVAILABLE FOR HOUSEHOLDS WITH HEAD OF SPANISH ORIGIN: 1976

TABLE A-34. GROSS RENT OF RENTER OCCUPIED HOUSING UNITS BY DEFICIENCIES IN SELECTED STRUCTURAL CHARACTERISTICS FOR HOUSEHOLDS WITH HEAD OF SPANISH ORIGIN: 1976

TABLE A-35. GROSS RENT OF RENTER OCCUPIED HOUSING UNITS BY FAILURES IN PLUMBING FACILITIES AND EQUIPMENT FOR HOUSEHOLDS WITH HEAD OF SPANISH ORIGIN: 1976

TABLE A-36. GROSS RENT OF RENTER OCCUPIED HOUSING UNITS BY SELECTED NEIGHBORHOOD CHARACTERISTICS FOR HOUSEHOLDS WITH HEAD OF SPANISH ORIGIN: 1976

(TABLES A-25 THROUGH A-36 OMITTED BECAUSE OF INSUFFICIENT NUMBER OF HOUSEHOLDS WITH HEAD OF SPANISH ORIGIN; SEE INTRODUCTION)



TABLE B-1. INCOME OF FAMILIES AND PRIMARY INDIVIDUALS BY OCCUPANCY AND UTILIZATION CHARACTERISTICS AND SERVICES AVAILABLE: 1976--CONTINUED

(DATA BASED ON SAMPLE, SEE TEXT. FOR MINIMUM BASE FOR DERIVED FIGURES (PERCENT, MEDIAN, ETC.) AND MEANING OF SYMBOLS, SEE TEXT)

| STANDARD METROPOLITAN STATISTICAL AREA<br>BALTIMORE, MD.<br>IN CENTRAL CITY | TOTAL   | LESS<br>THAN<br>\$3,000 | \$3,000<br>TO<br>\$4,999 | \$5,000<br>TO<br>\$6,999 | \$7,000<br>TO<br>\$9,999 | \$10,000<br>TO<br>\$12,499 | \$12,500<br>TO<br>\$14,999 | \$15,000<br>TO<br>\$19,999 | \$20,000<br>TO<br>\$24,999 | \$25,000<br>TO<br>\$34,999 | \$35,000<br>OR<br>MORE | MEDIAN<br>(DOL-<br>LARS) |
|---|---------|-------------------------|--------------------------|--------------------------|--------------------------|----------------------------|----------------------------|----------------------------|----------------------------|----------------------------|------------------------|--------------------------|
| EXTERMINATOR SERVICE  |         |                         |                          |                          |                          |                            |                            |                            |                            |                            |                        |                          |
| OWNER OCCUPIED . . . . .  | 122 000 | 9 600                   | 8 800                    | 12 400                   | 14 700                   | 11 700                     | 9 900                      | 23 300                     | 13 000                     | 10 600                     | 7 900                  | 13400                    |
| OCCUPIED 3 MONTHS OR LONGER . . . . .                                       | 120 700 | 9 600                   | 8 800                    | 12 400                   | 14 500                   | 11 100                     | 9 900                      | 23 200                     | 12 900                     | 10 500                     | 7 900                  | 13500                    |
| NO SIGNS OF MICE OR RATS . . . . .  | 108 900 | 8 700                   | 7 800                    | 10 900                   | 12 600                   | 10 400                     | 8 900                      | 21 600                     | 11 400                     | 9 200                      | 7 400                  | 13600                    |
| WITH SIGNS OF MICE OR RATS . . . . .  | 11 300  | 800                     | 1 000                    | 1 500                    | 1 900                    | 700                        | 1 000                      | 1 400                      | 1 400                      | 1 300                      | 300                    | 11600                    |
| REGULAR EXTERMINATION SERVICE . . . . .                                     | 1 700   | 300                     | -                        | -                        | 500                      | -                          | 200                        | 500                        | -                          | 100                        | 200                    | ...                      |
| IRREGULAR EXTERMINATION SERVICE . . . . .                                   | 2 900   | 500                     | 300                      | 800                      | 300                      | -                          | 500                        | 100                        | 300                        | -                          | -                      | ...                      |
| NO EXTERMINATION SERVICE . . . . .  | 6 400   | -                       | 700                      | 500                      | 1 100                    | 700                        | 300                        | 800                        | 1 100                      | 1 100                      | 200                    | 14700                    |
| NOT REPORTED . . . . .  | 200     | -                       | -                        | 200                      | -                        | -                          | -                          | -                          | -                          | -                          | -                      | ...                      |
| NOT REPORTED . . . . .  | 500     | 100                     | -                        | -                        | -                        | -                          | -                          | 200                        | -                          | -                          | 200                    | ...                      |
| OCCUPIED LESS THAN 3 MONTHS . . . . .                                       | 1 300   | -                       | -                        | -                        | 200                      | 700                        | -                          | 200                        | 200                        | 200                        | -                      | ...                      |
| RENTER OCCUPIED   |         |                         |                          |                          |                          |                            |                            |                            |                            |                            |                        |                          |
| OWNER OCCUPIED . . . . .  | 146 700 | 29 100                  | 22 000                   | 16 100                   | 26 400                   | 18 800                     | 7 800                      | 13 500                     | 7 600                      | 4 200                      | 1 100                  | 7700                     |
| OCCUPIED 3 MONTHS OR LONGER . . . . .                                       | 135 900 | 26 800                  | 20 600                   | 14 500                   | 24 800                   | 17 700                     | 7 200                      | 12 500                     | 7 100                      | 3 900                      | 1 000                  | 7700                     |
| NO SIGNS OF MICE OR RATS . . . . .  | 100 600 | 18 300                  | 14 000                   | 10 700                   | 18 200                   | 14 500                     | 4 300                      | 9 600                      | 6 100                      | 3 900                      | 1 000                  | 8200                     |
| WITH SIGNS OF MICE OR RATS . . . . .  | 34 800  | 8 400                   | 6 600                    | 3 800                    | 6 300                    | 3 200                      | 2 800                      | 2 700                      | 1 000                      | -                          | -                      | 6300                     |
| REGULAR EXTERMINATION SERVICE . . . . .                                     | 2 900   | 700                     | 500                      | 500                      | 300                      | 300                        | 300                        | 200                        | 200                        | -                          | -                      | ...                      |
| IRREGULAR EXTERMINATION SERVICE . . . . .                                   | 8 300   | 900                     | 1 800                    | 800                      | 1 800                    | 800                        | 800                        | 1 300                      | 200                        | -                          | -                      | ...                      |
| NO EXTERMINATION SERVICE . . . . .  | 23 300  | 6 700                   | 4 300                    | 2 600                    | 4 200                    | 2 100                      | 1 600                      | 1 300                      | 600                        | -                          | -                      | 5500                     |
| NOT REPORTED . . . . .  | 300     | 200                     | -                        | -                        | -                        | -                          | 200                        | -                          | -                          | -                          | -                      | ...                      |
| NOT REPORTED . . . . .  | 500     | -                       | -                        | -                        | 300                      | -                          | -                          | 200                        | -                          | -                          | -                      | ...                      |
| OCCUPIED LESS THAN 3 MONTHS . . . . .                                       | 10 800  | 2 400                   | 1 500                    | 1 600                    | 1 600                    | 1 100                      | 600                        | 1 000                      | 500                        | 300                        | 200                    | 6900                     |

TABLE B-2. INCOME OF FAMILIES AND PRIMARY INDIVIDUALS BY DEFICIENCIES IN SELECTED STRUCTURAL CHARACTERISTICS: 1976

(DATA BASED ON SAMPLE, SEE TEXT. FOR MINIMUM BASE FOR DERIVED FIGURES (PERCENT, MEDIAN, ETC.) AND MEANING OF SYMBOLS, SEE TEXT)

| STANDARD METROPOLITAN STATISTICAL AREA<br>BALTIMORE, MD.<br>IN CENTRAL CITY | TOTAL  | LESS<br>THAN<br>\$3,000 | \$3,000<br>TO<br>\$4,999 | \$5,000<br>TO<br>\$6,999 | \$7,000<br>TO<br>\$9,999 | \$10,000<br>TO<br>\$12,499 | \$12,500<br>TO<br>\$14,999 | \$15,000<br>TO<br>\$19,999 | \$20,000<br>TO<br>\$24,999 | \$25,000<br>TO<br>\$34,999 | \$35,000<br>OR<br>MORE | MEDIAN<br>(DOL-<br>LARS) |
|---|--------|-------------------------|--------------------------|--------------------------|--------------------------|----------------------------|----------------------------|----------------------------|----------------------------|----------------------------|------------------------|--------------------------|
| 2 OR MORE UNITS IN STRUCTURE . . . . .                                      |        |                         |                          |                          |                          |                            |                            |                            |                            |                            |                        |                          |
| 96 600  | 19 200 | 13 600                  | 11 100                   | 18 100                   | 11 500                   | 4 600                      | 9 400                      | 5 000                      | 3 100                      | 800                        | 7700                   |                          |
| COMMON STAIRWAYS  |        |                         |                          |                          |                          |                            |                            |                            |                            |                            |                        |                          |
| OWNER OCCUPIED . . . . .  | 8 100  | 1 100                   | 600                      | 1 500                    | 1 800                    | 300                        | 800                        | 1 000                      | 500                        | 200                        | 300                    | 8400                     |
| WITH COMMON STAIRWAYS . . . . .   | 6 000  | 1 000                   | 600                      | 900                      | 1 103                    | 200                        | 500                        | 1 000                      | 500                        | 200                        | 200                    | 8500                     |
| NO LOOSE STEPS . . . . .  | 4 600  | 600                     | 600                      | 900                      | 700                      | 200                        | 500                        | 700                        | 300                        | -                          | 200                    | 7700                     |
| RAILINGS NOT LOOSE . . . . .  | 4 200  | 600                     | 600                      | 900                      | 700                      | 200                        | 300                        | 500                        | 300                        | -                          | 200                    | 70700                    |
| RAILINGS LOOSE . . . . .  | 400    | -                       | -                        | -                        | -                        | -                          | -                          | -                          | -                          | -                          | -                      | ...                      |
| NO RAILINGS . . . . .   | 400    | -                       | -                        | -                        | -                        | -                          | -                          | -                          | -                          | -                          | -                      | ...                      |
| RAILINGS NOT REPORTED . . . . .   | 500    | 200                     | -                        | -                        | 200                      | -                          | -                          | -                          | -                          | -                          | -                      | ...                      |
| RAILINGS NOT LOOSE . . . . .  | 300    | -                       | -                        | -                        | 200                      | -                          | -                          | -                          | -                          | -                          | -                      | ...                      |
| RAILINGS LOOSE . . . . .  | 200    | 200                     | -                        | -                        | -                        | -                          | -                          | 200                        | -                          | -                          | -                      | ...                      |
| NO RAILINGS . . . . .   | -      | -                       | -                        | -                        | -                        | -                          | -                          | -                          | -                          | -                          | -                      | ...                      |
| RAILINGS NOT REPORTED . . . . .   | -      | -                       | -                        | -                        | -                        | -                          | -                          | -                          | -                          | -                          | -                      | ...                      |
| STEPS NOT REPORTED . . . . .  | 1 000  | 200                     | -                        | -                        | 300                      | -                          | -                          | 300                        | -                          | -                          | -                      | ...                      |
| NO COMMON STAIRWAYS . . . . .   | 2 100  | 100                     | -                        | 600                      | 600                      | 200                        | 300                        | -                          | -                          | 200                        | -                      | ...                      |
| RENTER OCCUPIED . . . . .   | 88 500 | 18 000                  | 13 000                   | 9 600                    | 16 300                   | 11 200                     | 4 000                      | 8 400                      | 4 600                      | 2 900                      | 500                    | 7700                     |
| WITH COMMON STAIRWAYS . . . . .   | 75 300 | 14 700                  | 10 700                   | 8 600                    | 14 000                   | 9 800                      | 3 400                      | 7 600                      | 3 400                      | 2 800                      | 300                    | 76700                    |
| NO LOOSE STEPS . . . . .  | 65 700 | 12 700                  | 9 200                    | 7 500                    | 12 900                   | 8 100                      | 2 900                      | 7 000                      | 2 900                      | 2 100                      | 300                    | 7800                     |
| RAILINGS NOT LOOSE . . . . .  | 60 000 | 11 700                  | 8 300                    | 6 700                    | 12 000                   | 7 200                      | 2 700                      | 6 800                      | 2 200                      | 2 100                      | 300                    | 7800                     |
| RAILINGS LOOSE . . . . .  | 2 700  | 300                     | 500                      | 200                      | 600                      | 500                        | 200                        | -                          | 500                        | -                          | -                      | ...                      |
| NO RAILINGS . . . . .   | 2 200  | 700                     | 300                      | 600                      | 200                      | 500                        | -                          | -                          | -                          | -                          | -                      | ...                      |
| RAILINGS NOT REPORTED . . . . .   | 600    | -                       | 200                      | -                        | 200                      | -                          | -                          | 200                        | -                          | -                          | -                      | ...                      |
| LOOSE STEPS . . . . .   | 4 300  | 1 600                   | 800                      | 300                      | 200                      | 1 100                      | 200                        | -                          | -                          | 200                        | -                      | 4000                     |
| RAILINGS NOT LOOSE . . . . .  | 2 700  | 1 000                   | 500                      | 200                      | 200                      | 800                        | 200                        | -                          | -                          | 200                        | -                      | ...                      |
| RAILINGS LOOSE . . . . .  | 1 100  | 500                     | 200                      | 200                      | 200                      | 200                        | -                          | -                          | -                          | -                          | -                      | ...                      |
| NO RAILINGS . . . . .   | 500    | 200                     | 200                      | -                        | 200                      | -                          | -                          | -                          | -                          | -                          | -                      | ...                      |
| RAILINGS NOT REPORTED . . . . .   | -      | -                       | -                        | -                        | -                        | -                          | -                          | -                          | -                          | -                          | -                      | ...                      |
| STEPS NOT REPORTED . . . . .  | 5 300  | 500                     | 600                      | 800                      | 1 000                    | 500                        | 300                        | 600                        | 500                        | 500                        | -                      | 9400                     |
| NO COMMON STAIRWAYS . . . . .   | 13 200 | 3 300                   | 2 300                    | 1 000                    | 2 300                    | 1 500                      | 600                        | 800                        | 1 100                      | 200                        | 200                    | 7000                     |
| LIGHT FIXTURES IN PUBLIC HALLS  |        |                         |                          |                          |                          |                            |                            |                            |                            |                            |                        |                          |
| OWNER OCCUPIED . . . . .  | 8 100  | 1 100                   | 600                      | 1 500                    | 1 800                    | 300                        | 800                        | 1 000                      | 500                        | 200                        | 300                    | 8400                     |
| WITH PUBLIC HALLS . . . . .   | 3 400  | 600                     | 300                      | 500                      | 500                      | 200                        | 300                        | 500                        | 200                        | -                          | 300                    | ...                      |
| WITH LIGHT FIXTURES . . . . .   | 3 400  | 600                     | 300                      | 500                      | 500                      | 200                        | 300                        | 500                        | 200                        | -                          | 300                    | ...                      |
| ALL WORKING . . . . .   | 3 200  | 500                     | 300                      | 500                      | 500                      | 200                        | 300                        | 500                        | 200                        | -                          | 300                    | ...                      |
| SOME WORKING . . . . .  | -      | -                       | -                        | -                        | -                        | -                          | -                          | -                          | -                          | -                          | -                      | ...                      |
| NONE WORKING . . . . .  | 200    | 200                     | -                        | -                        | -                        | -                          | -                          | -                          | -                          | -                          | -                      | ...                      |
| NOT REPORTED . . . . .  | -      | -                       | -                        | -                        | -                        | -                          | -                          | -                          | -                          | -                          | -                      | ...                      |
| NO LIGHT FIXTURES . . . . .   | -      | -                       | -                        | -                        | -                        | -                          | -                          | -                          | -                          | -                          | -                      | ...                      |
| NO PUBLIC HALLS . . . . .   | 3 700  | 300                     | 300                      | 1 000                    | 1 000                    | 200                        | 500                        | 200                        | 300                        | -                          | -                      | ...                      |
| NOT REPORTED . . . . .  | 1 000  | 200                     | -                        | -                        | 300                      | -                          | -                          | 300                        | -                          | 200                        | -                      | ...                      |
| RENTER OCCUPIED . . . . .   | 88 500 | 18 000                  | 13 000                   | 9 600                    | 16 300                   | 11 200                     | 4 000                      | 8 400                      | 4 600                      | 2 900                      | 500                    | 7700                     |
| WITH PUBLIC HALLS . . . . .   | 70 200 | 15 300                  | 10 200                   | 7 500                    | 12 800                   | 9 100                      | 3 500                      | 6 100                      | 3 100                      | 2 100                      | 300                    | 7500                     |
| WITH LIGHT FIXTURES . . . . .   | 68 900 | 15 000                  | 10 000                   | 7 400                    | 12 600                   | 8 800                      | 3 500                      | 6 100                      | 3 000                      | 2 100                      | 300                    | 7500                     |
| ALL WORKING . . . . .   | 63 600 | 14 200                  | 8 900                    | 6 600                    | 11 500                   | 8 500                      | 3 200                      | 5 700                      | 3 000                      | 1 800                      | 300                    | 7600                     |
| SOME WORKING . . . . .  | 4 200  | 600                     | 1 200                    | 500                      | 600                      | 300                        | 300                        | 300                        | -                          | 300                        | -                      | 6400                     |
| NONE WORKING . . . . .  | 1 000  | 200                     | -                        | 200                      | 500                      | -                          | -                          | 200                        | -                          | -                          | -                      | ...                      |
| NOT REPORTED . . . . .  | 200    | -                       | -                        | 200                      | -                        | -                          | -                          | -                          | -                          | -                          | -                      | ...                      |
| NO LIGHT FIXTURES . . . . .   | 1 300  | 300                     | 200                      | 200                      | 200                      | 300                        | -                          | -                          | 200                        | -                          | -                      | ...                      |
| NO PUBLIC HALLS . . . . .   | 13 300 | 2 200                   | 2 400                    | 1 500                    | 2 500                    | 1 600                      | 200                        | 1 600                      | 900                        | 300                        | 200                    | 7700                     |
| NOT REPORTED . . . . .  | 5 000  | 500                     | 500                      | 600                      | 1 000                    | 500                        | 300                        | 600                        | 500                        | 500                        | -                      | 9900                     |
| STORIES BETWEEN MAIN AND APARTMENT ENTRANCES                                |        |                         |                          |                          |                          |                            |                            |                            |                            |                            |                        |                          |
| NONE (ON SAME FLOOR) . . . . .  | 28 800 | 6 700                   | 3 600                    | 3 500                    | 5 200                    | 3 200                      | 1 600                      | 2 600                      | 1 600                      | 500                        | 300                    | 7370                     |
| 1 (UP OR DOWN) . . . . .  | 37 000 | 6 200                   | 5 300                    | 4 400                    | 8 300                    | 4 200                      | 1 600                      | 4 000                      | 1 500                      | 1 100                      | 500                    | 5000                     |
| 2 OR MORE (UP OR DOWN) . . . . .  | 26 200 | 5 800                   | 4 200                    | 2 700                    | 3 800                    | 3 400                      | 1 500                      | 2 000                      | 1 500                      | 1 300                      | -                      | 7300                     |
| NOT REPORTED . . . . .  | 4 700  | 500                     | 500                      | 500                      | 800                      | 800                        | 200                        | 800                        | 500                        | 200                        | -                      | 10300                    |
| 1-UNIT STRUCTURES INCLUDING MOBILE HOMES<br>OR TRAILERS . . . . .           |        |                         |                          |                          |                          |                            |                            |                            |                            |                            |                        |                          |
| 172 000   | 19 600 | 17 200                  | 17 500                   | 22 900                   | 19 000                   | 12 900                     | 27 400                     | 15 600                     | 11 600                     | 8 200                      | 11200                  |                          |

TABLE B-2. INCOME OF FAMILIES AND PRIMARY INDIVIDUALS BY DEFICIENCIES IN SELECTED STRUCTURAL CHARACTERISTICS: 1976--CONTINUED  
(DATA BASED ON SAMPLE, SEE TEXT. FOR MINIMUM BASE FOR DERIVED FIGURES (PERCENT, MEDIAN, ETC.) AND MEANING OF SYMBOLS, SEE TEXT)

| STANDARD METROPOLITAN STATISTICAL AREA<br>BALTIMORE, MD.<br>IN CENTRAL CITY                                   | TOTAL   | LESS<br>THAN<br>\$3,000 | \$3,000<br>TO<br>\$4,999 | \$5,000<br>TO<br>\$6,999 | \$7,000<br>TO<br>\$9,999 | \$10,000<br>TO<br>\$12,499 | \$12,500<br>TO<br>\$14,999 | \$15,000<br>TO<br>\$19,999 | \$20,000<br>TO<br>\$24,999 | \$25,000<br>TO<br>\$34,999 | \$35,000<br>OR<br>MORE | MEDIAN<br>(DOL-<br>LARS) |
|---|---------|-------------------------|--------------------------|--------------------------|--------------------------|----------------------------|----------------------------|----------------------------|----------------------------|----------------------------|------------------------|--------------------------|
| ALL OCCUPIED HOUSING UNITS, . . . . .   | 268 600 | 38 800                  | 30 900                   | 28 500                   | 41 000                   | 30 500                     | 17 700                     | 36 800                     | 20 600                     | 14 800                     | 9 000                  | 9600                     |
| ELECTRIC WIRING   |         |                         |                          |                          |                          |                            |                            |                            |                            |                            |                        |                          |
| OWNER OCCUPIED, . . . . .   | 122 000 | 9 600                   | 8 800                    | 12 400                   | 14 700                   | 11 700                     | 9 900                      | 23 300                     | 13 000                     | 10 600                     | 7 900                  | 13400                    |
| ALL WIRING CONCEALED IN WALLS OR METAL COVERING<br>SOME OR ALL WIRING EXPOSED, . . . . .                      | 120 800 | 9 600                   | 8 700                    | 12 200                   | 14 500                   | 11 600                     | 9 900                      | 23 000                     | 13 000                     | 10 500                     | 7 900                  | 13500                    |
| NOT REPORTED, . . . . .   | 1 100   | -                       | 200                      | 200                      | 200                      | 200                        | -                          | 300                        | -                          | 200                        | -                      | ...                      |
| RENTER OCCUPIED, . . . . .  | 146 700 | 29 100                  | 22 000                   | 16 100                   | 26 400                   | 18 800                     | 7 800                      | 13 500                     | 7 600                      | 4 200                      | 1 100                  | 7700                     |
| ALL WIRING CONCEALED IN WALLS OR METAL COVERING<br>SOME OR ALL WIRING EXPOSED, . . . . .                      | 140 900 | 27 400                  | 21 400                   | 15 700                   | 25 900                   | 17 500                     | 7 800                      | 13 000                     | 7 100                      | 4 000                      | 1 100                  | 7700                     |
| NOT REPORTED, . . . . .   | 5 800   | 1 700                   | 700                      | 500                      | 500                      | 1 300                      | -                          | 500                        | -                          | 200                        | -                      | 7100                     |
| ELECTRIC WALL OUTLETS   |         |                         |                          |                          |                          |                            |                            |                            |                            |                            |                        |                          |
| OWNER OCCUPIED, . . . . .   | 122 000 | 9 600                   | 8 800                    | 12 400                   | 14 700                   | 11 700                     | 9 900                      | 23 300                     | 13 000                     | 10 600                     | 7 900                  | 13400                    |
| WITH WORKING OUTLETS IN EACH ROOM<br>LACKING WORKING OUTLETS IN SOME OR ALL ROOMS,<br>NOT REPORTED, . . . . . | 116 900 | 9 500                   | 7 900                    | 11 400                   | 14 000                   | 11 100                     | 9 700                      | 22 500                     | 12 400                     | 10 600                     | 7 700                  | 13700                    |
| 5 100   | 200     | 1 000                   | 900                      | 600                      | 600                      | 200                        | -                          | 800                        | -                          | 200                        | -                      | 9200                     |
| RENTER OCCUPIED, . . . . .  | 146 700 | 29 100                  | 22 000                   | 16 100                   | 26 400                   | 18 800                     | 7 800                      | 13 500                     | 7 600                      | 4 200                      | 1 100                  | 7700                     |
| WITH WORKING OUTLETS IN EACH ROOM<br>LACKING WORKING OUTLETS IN SOME OR ALL ROOMS,<br>NOT REPORTED, . . . . . | 134 800 | 25 900                  | 19 800                   | 14 400                   | 24 600                   | 17 500                     | 7 200                      | 12 700                     | 7 600                      | 4 000                      | 1 100                  | 7900                     |
| 11 900  | 3 300   | 2 300                   | 1 800                    | 1 700                    | 1 300                    | 600                        | -                          | 800                        | -                          | 200                        | -                      | 5500                     |
| BASEMENT  |         |                         |                          |                          |                          |                            |                            |                            |                            |                            |                        |                          |
| OWNER OCCUPIED, . . . . .   | 122 000 | 9 600                   | 8 800                    | 12 400                   | 14 700                   | 11 700                     | 9 900                      | 23 300                     | 13 000                     | 10 600                     | 7 900                  | 13400                    |
| WITH BASEMENT<br>NO WATER LEAKAGE, . . . . .  | 115 600 | 8 700                   | 8 200                    | 11 900                   | 13 400                   | 11 400                     | 9 600                      | 22 500                     | 12 400                     | 10 100                     | 7 500                  | 13600                    |
| 100 200   | 7 100   | 7 400                   | 10 100                   | 12 300                   | 9 300                    | 8 300                      | 19 900                     | 11 600                     | 8 000                      | 6 400                      | 1 100                  | 13700                    |
| WITH WATER LEAKAGE, . . . . .   | 14 300  | 1 500                   | 600                      | 1 600                    | 1 100                    | 1 600                      | 1 200                      | 2 600                      | 800                        | 2 100                      | -                      | 14000                    |
| DON'T KNOW, . . . . .   | 1 000   | 200                     | 200                      | 200                      | -                        | 300                        | 200                        | -                          | -                          | -                          | -                      | ...                      |
| NOT REPORTED, . . . . .   | 200     | -                       | -                        | -                        | -                        | 300                        | -                          | -                          | -                          | -                          | -                      | ...                      |
| NO BASEMENT, . . . . .  | 6 300   | 900                     | 700                      | 500                      | 1 300                    | 300                        | 300                        | 800                        | 600                        | 500                        | 300                    | 9500                     |
| RENTER OCCUPIED, . . . . .  | 146 700 | 29 100                  | 22 000                   | 16 100                   | 26 400                   | 18 800                     | 7 800                      | 13 500                     | 7 600                      | 4 200                      | 1 100                  | 7700                     |
| WITH BASEMENT<br>NO WATER LEAKAGE, . . . . .  | 121 900 | 23 000                  | 17 900                   | 13 600                   | 21 300                   | 16 400                     | 6 800                      | 12 400                     | 6 000                      | 3 700                      | 800                    | 7900                     |
| 69 100  | 11 700  | 9 400                   | 8 300                    | 13 100                   | 9 000                    | 4 300                      | 7 400                      | 3 400                      | 1 900                      | 700                        | -                      | 8200                     |
| WITH WATER LEAKAGE, . . . . .   | 16 300  | 3 200                   | 2 100                    | 1 500                    | 2 600                    | 2 500                      | 1 100                      | 1 300                      | 1 000                      | 1 000                      | -                      | 8600                     |
| DON'T KNOW, . . . . .   | 36 100  | 7 900                   | 6 400                    | 3 700                    | 5 700                    | 4 700                      | 1 400                      | 3 700                      | 1 600                      | 800                        | 200                    | 7000                     |
| NOT REPORTED, . . . . .   | 500     | 200                     | -                        | 200                      | -                        | 200                        | -                          | -                          | -                          | -                          | -                      | ...                      |
| NO BASEMENT, . . . . .  | 24 800  | 6 100                   | 4 100                    | 2 600                    | 5 000                    | 2 400                      | 1 000                      | 1 100                      | 1 600                      | 500                        | 300                    | 6700                     |
| ROOF  |         |                         |                          |                          |                          |                            |                            |                            |                            |                            |                        |                          |
| OWNER OCCUPIED, . . . . .   | 122 000 | 9 600                   | 8 800                    | 12 400                   | 14 700                   | 11 700                     | 9 900                      | 23 300                     | 13 000                     | 10 600                     | 7 900                  | 13400                    |
| NO WATER LEAKAGE, . . . . .   | 111 900 | 8 200                   | 8 100                    | 11 400                   | 13 200                   | 10 600                     | 9 600                      | 21 500                     | 12 200                     | 9 800                      | 7 200                  | 13700                    |
| WITH WATER LEAKAGE, . . . . .   | 9 400   | 1 500                   | 700                      | 800                      | 1 500                    | 800                        | 300                        | 1 600                      | 800                        | 800                        | 700                    | 10900                    |
| DON'T KNOW, . . . . .   | 500     | -                       | -                        | 200                      | -                        | 300                        | -                          | -                          | -                          | -                          | -                      | ...                      |
| NOT REPORTED, . . . . .   | 100     | -                       | -                        | -                        | -                        | -                          | -                          | 100                        | -                          | -                          | -                      | ...                      |
| RENTER OCCUPIED, . . . . .  | 146 700 | 29 100                  | 22 000                   | 16 100                   | 26 400                   | 18 800                     | 7 800                      | 13 500                     | 7 600                      | 4 200                      | 1 100                  | 7700                     |
| NO WATER LEAKAGE, . . . . .   | 107 500 | 21 200                  | 15 100                   | 11 800                   | 19 700                   | 14 000                     | 6 400                      | 10 300                     | 5 000                      | 2 900                      | 1 100                  | 7600                     |
| WITH WATER LEAKAGE, . . . . .   | 20 900  | 4 000                   | 4 500                    | 2 900                    | 3 300                    | 2 500                      | 500                        | 1 600                      | 1 000                      | 600                        | -                      | 6300                     |
| DON'T KNOW, . . . . .   | 18 300  | 4 000                   | 2 400                    | 1 400                    | 3 400                    | 2 300                      | 1 000                      | 1 600                      | 1 600                      | 700                        | -                      | 8200                     |
| NOT REPORTED, . . . . .   | -       | -                       | -                        | -                        | -                        | -                          | -                          | -                          | -                          | -                          | -                      | -                        |
| INTERIOR CEILINGS AND WALLS   |         |                         |                          |                          |                          |                            |                            |                            |                            |                            |                        |                          |
| OWNER OCCUPIED, . . . . .   | 122 000 | 9 600                   | 8 800                    | 12 400                   | 14 700                   | 11 700                     | 9 900                      | 23 300                     | 13 000                     | 10 600                     | 7 900                  | 13400                    |
| OPEN CRACKS OR HOLES:<br>NO OPEN CRACKS OR HOLES<br>WITH OPEN CRACKS OR HOLES<br>NOT REPORTED, . . . . .      | 115 500 | 8 600                   | 7 400                    | 11 900                   | 13 700                   | 10 900                     | 9 700                      | 22 400                     | 12 700                     | 10 500                     | 7 700                  | 13800                    |
| 6 400   | 1 000   | 1 400                   | 500                      | 1 000                    | 800                      | 200                        | -                          | 1 000                      | 300                        | 100                        | 200                    | 8100                     |
| BROKEN PLASTER:<br>NO BROKEN PLASTER<br>WITH BROKEN PLASTER<br>NOT REPORTED, . . . . .                        | 117 100 | 8 600                   | 8 200                    | 11 900                   | 14 300                   | 11 400                     | 9 300                      | 22 200                     | 12 900                     | 10 300                     | 7 900                  | 13600                    |
| 4 700   | 800     | 600                     | 500                      | 300                      | 300                      | 500                        | 1 100                      | 200                        | 200                        | 300                        | -                      | 10600                    |
| 200   | -       | -                       | -                        | -                        | -                        | 200                        | -                          | -                          | -                          | -                          | -                      | ...                      |
| PEELING PAINT:<br>NO PEELING PAINT,<br>WITH PEELING PAINT,<br>NOT REPORTED, . . . . .                         | 116 400 | 8 700                   | 8 200                    | 11 700                   | 14 000                   | 11 200                     | 9 600                      | 22 800                     | 12 100                     | 10 300                     | 7 700                  | 13600                    |
| 5 200   | 900     | 600                     | 600                      | 600                      | 600                      | 500                        | 200                        | 500                        | 900                        | 200                        | 200                    | 8900                     |
| 300   | -       | -                       | -                        | -                        | -                        | 200                        | -                          | -                          | -                          | 200                        | -                      | ...                      |
| RENTER OCCUPIED, . . . . .  | 146 700 | 29 100                  | 22 000                   | 16 100                   | 26 400                   | 18 800                     | 7 800                      | 13 500                     | 7 600                      | 4 200                      | 1 100                  | 7700                     |
| OPEN CRACKS OR HOLES:<br>NO OPEN CRACKS OR HOLES<br>WITH OPEN CRACKS OR HOLES<br>NOT REPORTED, . . . . .      | 112 300 | 19 900                  | 15 500                   | 11 800                   | 21 200                   | 14 600                     | 6 900                      | 10 900                     | 6 500                      | 3 900                      | 1 100                  | 8300                     |
| 34 100  | 9 100   | 6 500                   | 4 200                    | 5 100                    | 4 200                    | 900                        | -                          | 2 600                      | 1 100                      | 300                        | -                      | 5700                     |
| 300   | 200     | 200                     | -                        | -                        | -                        | -                          | -                          | -                          | -                          | -                          | -                      | ...                      |
| BROKEN PLASTER:<br>NO BROKEN PLASTER<br>WITH BROKEN PLASTER<br>NOT REPORTED, . . . . .                        | 126 800 | 24 400                  | 18 800                   | 13 900                   | 22 000                   | 16 100                     | 6 900                      | 12 200                     | 7 300                      | 4 000                      | 1 100                  | 7900                     |
| 19 900  | 4 700   | 3 200                   | 2 200                    | 4 300                    | 2 700                    | 900                        | 1 300                      | 300                        | 300                        | 200                        | -                      | 6800                     |
| -   | -       | -                       | -                        | -                        | -                        | -                          | -                          | -                          | -                          | -                          | -                      | -                        |
| PEELING PAINT:<br>NO PEELING PAINT,<br>WITH PEELING PAINT,<br>NOT REPORTED, . . . . .                         | 129 500 | 24 500                  | 19 500                   | 14 400                   | 22 800                   | 17 200                     | 7 000                      | 11 900                     | 7 600                      | 3 400                      | 1 100                  | 7800                     |
| 17 200  | 4 600   | 2 500                   | 1 700                    | 3 500                    | 1 600                    | 800                        | 1 600                      | -                          | -                          | 800                        | -                      | 6700                     |
| -   | -       | -                       | -                        | -                        | -                        | -                          | -                          | -                          | -                          | -                          | -                      | -                        |
| INTERIOR FLOORS   |         |                         |                          |                          |                          |                            |                            |                            |                            |                            |                        |                          |
| OWNER OCCUPIED, . . . . .   | 122 000 | 9 600                   | 8 800                    | 12 400                   | 14 700                   | 11 700                     | 9 900                      | 23 300                     | 13 000                     | 10 600                     | 7 900                  | 13400                    |
| NO HOLES IN FLOOR<br>WITH HOLES IN FLOOR<br>NOT REPORTED, . . . . .   | 120 200 | 9 400                   | 8 700                    | 12 200                   | 14 000                   | 11 400                     | 9 900                      | 23 000                     | 13 000                     | 10 600                     | 7 900                  | 13600                    |
| 1 800   | 200     | 100                     | 200                      | 600                      | 300                      | -                          | -                          | 300                        | -                          | -                          | -                      | ...                      |
| RENTER OCCUPIED, . . . . .  | 146 700 | 29 100                  | 22 000                   | 16 100                   | 26 400                   | 18 800                     | 7 800                      | 13 500                     | 7 600                      | 4 200                      | 1 100                  | 7700                     |
| NO HOLES IN FLOOR<br>WITH HOLES IN FLOOR<br>NOT REPORTED, . . . . .   | 133 200 | 24 800                  | 19 600                   | 14 700                   | 23 800                   | 17 800                     | 7 200                      | 12 700                     | 7 300                      | 4 200                      | 1 100                  | 7900                     |
| 12 800  | 4 200   | 2 100                   | 1 400                    | 2 600                    | 1 000                    | 600                        | -                          | 600                        | 300                        | -                          | -                      | 5200                     |
| 600   | 200     | 300                     | -                        | -                        | -                        | -                          | -                          | 200                        | -                          | -                          | -                      | ...                      |



TABLE B-2. INCOME OF FAMILIES AND PRIMARY INDIVIDUALS BY DEFICIENCIES IN SELECTED STRUCTURAL CHARACTERISTICS: 1976--CONTINUED  
(DATA BASED ON SAMPLE, SEE TEXT. FOR MINIMUM BASE FOR DERIVED FIGURES (PERCENT, MEDIAN, ETC.) AND MEANING OF SYMBOLS, SEE TEXT)

| STANDARD METROPOLITAN STATISTICAL AREA<br>BALTIMORE, MD.<br>IN CENTRAL CITY | TOTAL   | LESS<br>THAN<br>\$3,000 | \$3,000<br>TO<br>\$4,999 | \$5,000<br>TO<br>\$6,999 | \$7,000<br>TO<br>\$9,999 | \$10,000<br>TO<br>\$12,499 | \$12,500<br>TO<br>\$14,999 | \$15,000<br>TO<br>\$19,999 | \$20,000<br>TO<br>\$24,999 | \$25,000<br>TO<br>\$34,999 | \$35,000<br>OR<br>MORE | MEDIAN<br>(DOL-<br>LARS) |
|---|---------|-------------------------|--------------------------|--------------------------|--------------------------|----------------------------|----------------------------|----------------------------|----------------------------|----------------------------|------------------------|--------------------------|
| ALL OCCUPIED HOUSING UNITS--CONTINUED                                       |         |                         |                          |                          |                          |                            |                            |                            |                            |                            |                        |                          |
| SELECTED STRUCTURAL DEFICIENCIES AND<br>WISH TO MOVE                        |         |                         |                          |                          |                          |                            |                            |                            |                            |                            |                        |                          |
| OWNER OCCUPIED . . . . .  | 122 000 | 9 600                   | 8 800                    | 12 400                   | 14 700                   | 11 700                     | 9 900                      | 23 300                     | 13 000                     | 10 600                     | 7 900                  | 13400                    |
| WITH STRUCTURAL DEFICIENCIES . . . . .                                      | 29 800  | 2 900                   | 2 400                    | 3 600                    | 3 700                    | 2 800                      | 2 000                      | 5 600                      | 2 400                      | 2 800                      | 1 600                  | 12100                    |
| HOUSEHOLD WOULD LIKE TO MOVE . . . . .                                      | 800     | 200                     | -                        | 200                      | -                        | -                          | 200                        | -                          | 200                        | 200                        | -                      | ...                      |
| BECAUSE OF 1 CONDITION . . . . .  | 500     | -                       | -                        | 200                      | -                        | -                          | 200                        | -                          | -                          | 200                        | -                      | ...                      |
| BECAUSE OF 2 CONDITIONS . . . . .   | 200     | -                       | -                        | -                        | -                        | -                          | -                          | -                          | -                          | -                          | -                      | ...                      |
| BECAUSE OF 3 OR MORE CONDITIONS . . . . .                                   | 200     | 200                     | -                        | -                        | -                        | -                          | -                          | -                          | -                          | 200                        | -                      | ...                      |
| HOUSEHOLD WOULD NOT LIKE TO MOVE . . . . .                                  | 28 200  | 2 700                   | 2 400                    | 3 200                    | 3 700                    | 2 600                      | 1 800                      | 5 300                      | 2 100                      | 2 600                      | 1 600                  | 11500                    |
| NOT REPORTED . . . . .  | 800     | -                       | -                        | 200                      | -                        | 200                        | -                          | 300                        | 200                        | -                          | -                      | ...                      |
| NO STRUCTURAL DEFICIENCIES . . . . .  | 92 200  | 6 700                   | 6 400                    | 8 800                    | 11 000                   | 9 000                      | 7 900                      | 17 700                     | 10 600                     | 7 900                      | 6 200                  | 13800                    |
| NOT REPORTED . . . . .  | -       | -                       | -                        | -                        | -                        | -                          | -                          | -                          | -                          | -                          | -                      | -                        |
| RENTER OCCUPIED . . . . .   | 146 700 | 29 100                  | 22 000                   | 16 100                   | 26 400                   | 18 800                     | 7 800                      | 13 500                     | 7 600                      | 4 200                      | 1 100                  | 7700                     |
| WITH STRUCTURAL DEFICIENCIES . . . . .                                      | 61 100  | 14 200                  | 9 500                    | 6 400                    | 10 600                   | 8 400                      | 3 000                      | 4 500                      | 2 400                      | 2 100                      | -                      | 7100                     |
| HOUSEHOLD WOULD LIKE TO MOVE . . . . .                                      | 20 100  | 5 000                   | 3 500                    | 2 600                    | 4 400                    | 2 300                      | 300                        | 1 500                      | 300                        | 300                        | -                      | 6200                     |
| BECAUSE OF 1 CONDITION . . . . .  | 3 700   | 1 100                   | 600                      | 500                      | 600                      | 300                        | -                          | 500                        | -                          | -                          | -                      | ...                      |
| BECAUSE OF 2 CONDITIONS . . . . .   | 5 700   | 1 300                   | 1 000                    | 300                      | 1 600                    | 500                        | 300                        | 200                        | 200                        | 200                        | -                      | 7400                     |
| BECAUSE OF 3 OR MORE CONDITIONS . . . . .                                   | 10 800  | 2 600                   | 1 900                    | 1 800                    | 2 100                    | 1 400                      | -                          | 600                        | 200                        | 200                        | -                      | 6600                     |
| HOUSEHOLD WOULD NOT LIKE TO MOVE . . . . .                                  | 39 000  | 8 900                   | 5 600                    | 3 600                    | 6 100                    | 6 200                      | 2 700                      | 2 600                      | 1 900                      | 1 500                      | -                      | 7700                     |
| NOT REPORTED . . . . .  | 2 000   | 400                     | 300                      | 200                      | 200                      | -                          | -                          | 500                        | 200                        | 300                        | -                      | ...                      |
| NO STRUCTURAL DEFICIENCIES . . . . .  | 85 600  | 14 900                  | 12 600                   | 9 800                    | 15 800                   | 10 400                     | 4 800                      | 9 000                      | 5 200                      | 2 100                      | 1 100                  | 8100                     |
| NOT REPORTED . . . . .  | -       | -                       | -                        | -                        | -                        | -                          | -                          | -                          | -                          | -                          | -                      | -                        |
| OVERALL OPINION OF STRUCTURE  |         |                         |                          |                          |                          |                            |                            |                            |                            |                            |                        |                          |
| OWNER OCCUPIED . . . . .  |         |                         |                          |                          |                          |                            |                            |                            |                            |                            |                        |                          |
| EXCELLENT . . . . .   | 122 000 | 9 600                   | 8 800                    | 12 400                   | 14 700                   | 11 700                     | 9 900                      | 23 300                     | 13 000                     | 10 600                     | 7 900                  | 13400                    |
| GOOD . . . . .  | 44 500  | 2 900                   | 3 100                    | 3 700                    | 4 300                    | 3 800                      | 4 600                      | 7 400                      | 5 100                      | 3 900                      | 5 600                  | 14500                    |
| FAIR . . . . .  | 60 000  | 4 500                   | 4 000                    | 6 100                    | 7 400                    | 6 300                      | 4 700                      | 12 600                     | 6 800                      | 5 900                      | 1 800                  | 13400                    |
| POOR . . . . .  | 15 900  | 2 100                   | 1 700                    | 2 600                    | 2 400                    | 1 600                      | 600                        | 2 500                      | 1 000                      | 800                        | 500                    | 8900                     |
| NOT REPORTED . . . . .  | 1 100   | 200                     | -                        | -                        | 300                      | -                          | -                          | 500                        | 200                        | -                          | -                      | ...                      |
| RENTER OCCUPIED . . . . .   | 146 700 | 29 100                  | 22 000                   | 16 100                   | 26 400                   | 18 800                     | 7 800                      | 13 500                     | 7 600                      | 4 200                      | 1 100                  | 7700                     |
| EXCELLENT . . . . .   | 25 100  | 4 000                   | 4 300                    | 2 100                    | 3 900                    | 3 400                      | 1 100                      | 2 900                      | 1 800                      | 1 300                      | 500                    | 8700                     |
| GOOD . . . . .  | 55 500  | 8 900                   | 6 500                    | 7 500                    | 10 300                   | 7 300                      | 3 000                      | 6 100                      | 3 700                      | 1 800                      | 300                    | 9400                     |
| FAIR . . . . .  | 49 700  | 11 500                  | 7 800                    | 5 100                    | 9 500                    | 5 700                      | 3 200                      | 3 700                      | 1 800                      | 1 100                      | 300                    | 7100                     |
| POOR . . . . .  | 15 800  | 4 800                   | 3 300                    | 1 400                    | 2 700                    | 2 300                      | 500                        | 500                        | 300                        | -                          | -                      | 4900                     |
| NOT REPORTED . . . . .  | 600     | -                       | 200                      | -                        | -                        | 200                        | -                          | 300                        | -                          | -                          | -                      | ...                      |

TABLE B-3. INCOME OF FAMILIES AND PRIMARY INDIVIDUALS BY FAILURES IN PLUMBING FACILITIES AND EQUIPMENT: 1976  
(DATA BASED ON SAMPLE, SEE TEXT. FOR MINIMUM BASE FOR DERIVED FIGURES (PERCENT, MEDIAN, ETC.) AND MEANING OF SYMBOLS, SEE TEXT)

| STANDARD METROPOLITAN STATISTICAL AREA<br>BALTIMORE, MD.<br>IN CENTRAL CITY | TOTAL   | LESS<br>THAN<br>\$3,000 | \$3,000<br>TO<br>\$4,999 | \$5,000<br>TO<br>\$6,999 | \$7,000<br>TO<br>\$9,999 | \$10,000<br>TO<br>\$12,499 | \$12,500<br>TO<br>\$14,999 | \$15,000<br>TO<br>\$19,999 | \$20,000<br>TO<br>\$24,999 | \$25,000<br>TO<br>\$34,999 | \$35,000<br>OR<br>MORE | MEDIAN<br>(DOL-<br>LARS) |
|---|---------|-------------------------|--------------------------|--------------------------|--------------------------|----------------------------|----------------------------|----------------------------|----------------------------|----------------------------|------------------------|--------------------------|
| UNITS OCCUPIED 3 MONTHS OR LONGER . . . . .                                 |         |                         |                          |                          |                          |                            |                            |                            |                            |                            |                        |                          |
| 256 600   | 36 400  | 29 400                  | 26 900                   | 39 300                   | 28 700                   | 17 100                     | 35 700                     | 20 000                     | 14 300                     | 8 800                      | 9700                   |                          |
| WATER SUPPLY  |         |                         |                          |                          |                          |                            |                            |                            |                            |                            |                        |                          |
| OWNER OCCUPIED . . . . .  |         |                         |                          |                          |                          |                            |                            |                            |                            |                            |                        |                          |
| WITH PIPED WATER INSIDE STRUCTURE . . . . .                                 | 120 700 | 9 600                   | 8 800                    | 12 400                   | 14 500                   | 11 100                     | 9 900                      | 23 200                     | 12 900                     | 10 500                     | 7 900                  | 13500                    |
| NO BREAKDOWNS . . . . .   | 120 700 | 9 600                   | 8 800                    | 12 400                   | 14 500                   | 11 100                     | 9 900                      | 23 200                     | 12 900                     | 10 500                     | 7 900                  | 13500                    |
| WITH BREAKDOWNS . . . . .   | 117 100 | 9 400                   | 8 500                    | 12 100                   | 14 200                   | 10 900                     | 9 600                      | 21 700                     | 12 900                     | 10 500                     | 7 400                  | 13400                    |
| UNUSABLE 6 CONSECUTIVE HOURS OR LONGER:                                     | 2 800   | 200                     | 300                      | 300                      | 200                      | 200                        | 300                        | 1 100                      | -                          | -                          | 200                    | ...                      |
| 1 TIME . . . . .  | 2 100   | 200                     | 300                      | 300                      | -                        | -                          | 200                        | 1 100                      | -                          | -                          | -                      | ...                      |
| 2 TIMES . . . . .   | 400     | -                       | -                        | -                        | -                        | 200                        | 200                        | -                          | -                          | -                          | -                      | ...                      |
| 3 TIMES OR MORE . . . . .   | 300     | -                       | -                        | -                        | -                        | -                          | -                          | -                          | -                          | -                          | -                      | ...                      |
| NOT REPORTED . . . . .  | -       | -                       | -                        | -                        | 200                      | -                          | -                          | -                          | -                          | -                          | 200                    | ...                      |
| DON'T KNOW . . . . .  | 200     | -                       | -                        | -                        | -                        | -                          | -                          | -                          | -                          | -                          | -                      | ...                      |
| NOT REPORTED . . . . .  | 600     | -                       | -                        | -                        | 200                      | -                          | -                          | 200                        | -                          | -                          | -                      | ...                      |
| REASON FOR BREAKDOWN:   | -       | -                       | -                        | -                        | -                        | -                          | -                          | 200                        | -                          | -                          | 300                    | ...                      |
| PROBLEMS INSIDE BUILDING . . . . .  | 1 100   | 200                     | -                        | -                        | -                        | 200                        | 200                        | 500                        | -                          | -                          | 200                    | ...                      |
| PROBLEMS OUTSIDE BUILDING . . . . .   | 1 500   | -                       | 300                      | 300                      | -                        | 200                        | 200                        | 700                        | -                          | -                          | -                      | ...                      |
| NOT REPORTED . . . . .  | 200     | -                       | -                        | -                        | 200                      | -                          | -                          | -                          | -                          | -                          | -                      | ...                      |
| NO PIPED WATER INSIDE STRUCTURE . . . . .                                   | -       | -                       | -                        | -                        | 200                      | -                          | -                          | -                          | -                          | -                          | -                      | ...                      |
| RENTER OCCUPIED . . . . .   |         |                         |                          |                          |                          |                            |                            |                            |                            |                            |                        |                          |
| WITH PIPED WATER INSIDE STRUCTURE . . . . .                                 | 135 900 | 26 800                  | 20 600                   | 14 500                   | 24 800                   | 17 700                     | 7 200                      | 12 500                     | 7 100                      | 3 900                      | 1 000                  | 7200                     |
| NO BREAKDOWNS . . . . .   | 135 900 | 26 800                  | 20 600                   | 14 500                   | 24 800                   | 17 700                     | 7 200                      | 12 500                     | 7 100                      | 3 900                      | 1 000                  | 7200                     |
| WITH BREAKDOWNS . . . . .   | 127 600 | 24 600                  | 20 000                   | 13 700                   | 23 700                   | 16 100                     | 6 700                      | 12 200                     | 5 800                      | 3 900                      | 1 000                  | 7700                     |
| UNUSABLE 6 CONSECUTIVE HOURS OR LONGER:                                     | 7 200   | 2 100                   | 500                      | 600                      | 900                      | 1 600                      | 300                        | 200                        | 1 100                      | -                          | -                      | 6600                     |
| 1 TIME . . . . .  | 4 300   | 1 100                   | 500                      | 500                      | 300                      | 1 300                      | 200                        | 200                        | 400                        | -                          | -                      | 6000                     |
| 2 TIMES . . . . .   | 2 000   | 300                     | -                        | 200                      | 600                      | 200                        | 200                        | -                          | 800                        | -                          | -                      | ...                      |
| 3 TIMES OR MORE . . . . .   | 1 000   | 600                     | -                        | -                        | -                        | 200                        | 200                        | -                          | -                          | -                          | -                      | ...                      |
| NOT REPORTED . . . . .  | -       | -                       | -                        | -                        | -                        | -                          | -                          | -                          | -                          | -                          | -                      | ...                      |
| DON'T KNOW . . . . .  | 500     | 200                     | -                        | 200                      | 200                      | -                          | -                          | -                          | -                          | -                          | -                      | ...                      |
| NOT REPORTED . . . . .  | 600     | -                       | 200                      | -                        | 200                      | -                          | -                          | 200                        | -                          | -                          | -                      | ...                      |
| REASON FOR BREAKDOWN:   | -       | -                       | 200                      | -                        | -                        | -                          | 200                        | 200                        | 200                        | -                          | -                      | ...                      |
| PROBLEMS INSIDE BUILDING . . . . .  | 3 700   | 1 300                   | 100                      | 500                      | 300                      | 800                        | 200                        | -                          | 500                        | -                          | -                      | ...                      |
| PROBLEMS OUTSIDE BUILDING . . . . .   | 3 400   | 600                     | 300                      | 200                      | 600                      | 800                        | 200                        | -                          | 400                        | -                          | -                      | ...                      |
| NOT REPORTED . . . . .  | 200     | -                       | -                        | -                        | -                        | -                          | -                          | 200                        | 200                        | -                          | -                      | ...                      |
| NO PIPED WATER INSIDE STRUCTURE . . . . .                                   | -       | -                       | -                        | -                        | -                        | -                          | -                          | -                          | 200                        | -                          | -                      | ...                      |



TABLE B-3. INCOME OF FAMILIES AND PRIMARY INDIVIDUALS BY FAILURES IN PLUMBING FACILITIES AND EQUIPMENT: 1976--CONTINUED

(DATA BASED ON SAMPLE, SEE TEXT. FOR MINIMUM BASE FOR DERIVED FIGURES (PERCENT, MEDIAN, ETC.) AND MEANING OF SYMBOLS, SEE TEXT)

| STANDARD METROPOLITAN STATISTICAL AREA<br>BALTIMORE, MD.<br>IN CENTRAL CITY. | TOTAL   | LESS<br>THAN<br>\$3,000 | \$3,000<br>TO<br>\$4,999 | \$5,000<br>TO<br>\$6,999 | \$7,000<br>TO<br>\$9,999 | \$10,000<br>TO<br>\$12,499 | \$12,500<br>TO<br>\$14,999 | \$15,000<br>TO<br>\$19,999 | \$20,000<br>TO<br>\$24,999 | \$25,000<br>TO<br>\$34,999 | \$35,000<br>OR<br>MORE | MEDIAN<br>(DOL-<br>LARS) |
|--|---------|-------------------------|--------------------------|--------------------------|--------------------------|----------------------------|----------------------------|----------------------------|----------------------------|----------------------------|------------------------|--------------------------|
| UNITS OCCUPIED LAST WINTER--CONTINUED  |         |                         |                          |                          |                          |                            |                            |                            |                            |                            |                        |                          |
| HEATING EQUIPMENT--CONTINUED   |         |                         |                          |                          |                          |                            |                            |                            |                            |                            |                        |                          |
| RENTER OCCUPIED  | 124 400 | 24 600                  | 19 900                   | 13 200                   | 21 300                   | 16 900                     | 6 200                      | 11 900                     | 5 800                      | 3 500                      | 1 000                  | 7600                     |
| WITH HEATING EQUIPMENT.  | 124 000 | 24 400                  | 19 800                   | 13 200                   | 21 300                   | 16 900                     | 6 200                      | 11 900                     | 5 800                      | 3 500                      | 1 000                  | 7600                     |
| NO BREAKDOWNS  | 102 400 | 20 400                  | 15 900                   | 11 300                   | 17 400                   | 13 400                     | 5 900                      | 9 400                      | 4 900                      | 2 900                      | 1 000                  | 7600                     |
| WITH BREAKDOWNS  | 18 800  | 3 400                   | 3 000                    | 1 900                    | 3 600                    | 2 700                      | 300                        | 2 100                      | 900                        | 700                        | -                      | 7900                     |
| 1 TIME   | 9 700   | 1 500                   | 900                      | 1 400                    | 1 600                    | 1 600                      | 200                        | 1 500                      | 800                        | 300                        | -                      | 9000                     |
| 2 TIMES  | 4 200   | 900                     | 800                      | 200                      | 1 000                    | 500                        | 200                        | 300                        | 200                        | 200                        | -                      | 7600                     |
| 3 TIMES  | 1 800   | 500                     | 600                      | -                        | 300                      | -                          | -                          | 200                        | -                          | 200                        | -                      | ...                      |
| 4 TIMES OR MORE  | 2 900   | 500                     | 700                      | 300                      | 600                      | 700                        | -                          | 200                        | -                          | -                          | -                      | ...                      |
| NOT REPORTED.  | 200     | -                       | -                        | -                        | 200                      | -                          | -                          | -                          | -                          | -                          | -                      | ...                      |
| NOT REPORTED.  | 2 900   | 600                     | 800                      | -                        | 300                      | 800                        | -                          | 300                        | -                          | -                          | -                      | ...                      |
| NO HEATING EQUIPMENT.  | 300     | 200                     | 200                      | -                        | -                        | -                          | -                          | -                          | -                          | -                          | -                      | ...                      |
| INSUFFICIENT HEAT  |         |                         |                          |                          |                          |                            |                            |                            |                            |                            |                        |                          |
| ADDITIONAL HEAT SOURCE:  |         |                         |                          |                          |                          |                            |                            |                            |                            |                            |                        |                          |
| OWNER OCCUPIED.  | 119 200 | 9 600                   | 8 800                    | 12 200                   | 14 300                   | 11 100                     | 9 900                      | 22 800                     | 12 400                     | 10 500                     | 7 500                  | 13400                    |
| WITH SPECIFIED HEATING EQUIPMENT <sup>1</sup>                                | 118 200 | 9 500                   | 8 700                    | 12 100                   | 14 200                   | 11 100                     | 9 700                      | 22 700                     | 12 400                     | 10 500                     | 7 500                  | 13400                    |
| NO ADDITIONAL HEAT SOURCE USED.  | 109 500 | 8 500                   | 7 900                    | 11 600                   | 12 900                   | 9 900                      | 9 600                      | 21 400                     | 11 200                     | 9 700                      | 6 900                  | 13500                    |
| USED KITCHEN STOVE, FIREPLACE,<br>OR PORTABLE HEATER                         | 8 400   | 1 000                   | 800                      | 500                      | 1 300                    | 1 200                      | 200                        | 1 300                      | 1 100                      | 600                        | 500                    | 11500                    |
| NOT REPORTED.  | 300     | -                       | -                        | -                        | -                        | -                          | -                          | -                          | -                          | 200                        | 200                    | ...                      |
| LACKING SPECIFIED HEATING EQUIPMENT OR NONE                                  | 1 000   | 200                     | 200                      | 200                      | 200                      | -                          | 200                        | 100                        | -                          | -                          | -                      | ...                      |
| RENTER OCCUPIED  | 124 400 | 24 600                  | 19 900                   | 13 200                   | 21 300                   | 16 900                     | 6 200                      | 11 900                     | 5 800                      | 3 500                      | 1 000                  | 7600                     |
| WITH SPECIFIED HEATING EQUIPMENT <sup>1</sup>                                | 120 900 | 23 500                  | 19 200                   | 12 300                   | 20 900                   | 16 700                     | 6 200                      | 11 900                     | 5 800                      | 3 500                      | 1 000                  | 7800                     |
| NO ADDITIONAL HEAT SOURCE USED.  | 89 000  | 15 900                  | 12 200                   | 9 200                    | 14 800                   | 12 500                     | 5 700                      | 10 000                     | 5 300                      | 2 400                      | 1 000                  | 8400                     |
| USED KITCHEN STOVE, FIREPLACE,<br>OR PORTABLE HEATER                         | 29 200  | 6 900                   | 6 200                    | 3 100                    | 5 800                    | 3 500                      | 500                        | 1 800                      | 500                        | 1 100                      | -                      | 6000                     |
| NOT REPORTED.  | 2 700   | 600                     | 800                      | -                        | 300                      | 800                        | -                          | 200                        | -                          | -                          | -                      | ...                      |
| LACKING SPECIFIED HEATING EQUIPMENT OR NONE                                  | 3 500   | 1 100                   | 800                      | 900                      | 500                      | 200                        | -                          | -                          | -                          | -                          | -                      | ...                      |
| ROOMS LACKING SPECIFIED HEAT SOURCE:   |         |                         |                          |                          |                          |                            |                            |                            |                            |                            |                        |                          |
| OWNER OCCUPIED.  | 119 200 | 9 600                   | 8 800                    | 12 200                   | 14 300                   | 11 100                     | 9 900                      | 22 800                     | 12 400                     | 10 500                     | 7 500                  | 13400                    |
| WITH SPECIFIED HEATING EQUIPMENT <sup>1</sup>                                | 118 200 | 9 500                   | 8 700                    | 12 100                   | 14 200                   | 11 100                     | 9 700                      | 22 700                     | 12 400                     | 10 500                     | 7 500                  | 13400                    |
| NO ROOMS LACKING AIR DUCTS, REGISTERS,<br>RADIATORS, OR HEATERS.             | 98 900  | 7 900                   | 6 700                    | 10 000                   | 10 800                   | 9 000                      | 8 500                      | 19 100                     | 10 900                     | 9 000                      | 7 100                  | 14000                    |
| ROOMS LACKING AIR DUCTS, REGISTERS, RADIATORS,<br>OR HEATERS                 | 19 300  | 1 600                   | 1 900                    | 2 100                    | 3 400                    | 2 100                      | 1 300                      | 3 600                      | 1 400                      | 1 500                      | 500                    | 10800                    |
| 1 ROOM.  | 10 500  | 700                     | 1 100                    | 1 300                    | 1 600                    | 1 000                      | 1 000                      | 2 100                      | 1 000                      | 600                        | 200                    | 11400                    |
| 2 ROOMS  | 4 300   | 500                     | 500                      | -                        | 800                      | 700                        | 200                        | 700                        | 300                        | 500                        | 300                    | 11600                    |
| 3 ROOMS OR MORE  | 4 500   | 500                     | 300                      | 800                      | 1 000                    | 500                        | 200                        | 800                        | 200                        | 300                        | -                      | 9000                     |
| NOT REPORTED.  | -       | -                       | -                        | -                        | -                        | -                          | -                          | -                          | -                          | -                          | -                      | ...                      |
| LACKING SPECIFIED HEATING EQUIPMENT OR NONE                                  | 1 000   | 200                     | 200                      | 200                      | 200                      | -                          | 200                        | 100                        | -                          | -                          | -                      | ...                      |
| RENTER OCCUPIED  | 124 400 | 24 600                  | 19 900                   | 13 200                   | 21 300                   | 16 900                     | 6 200                      | 11 900                     | 5 800                      | 3 500                      | 1 000                  | 7600                     |
| WITH SPECIFIED HEATING EQUIPMENT <sup>1</sup>                                | 120 900 | 23 500                  | 19 200                   | 12 300                   | 20 900                   | 16 700                     | 6 200                      | 11 900                     | 5 800                      | 3 500                      | 1 000                  | 7800                     |
| NO ROOMS LACKING AIR DUCTS, REGISTERS,<br>RADIATORS, OR HEATERS.             | 104 300 | 20 500                  | 16 300                   | 10 200                   | 18 000                   | 14 200                     | 5 400                      | 10 600                     | 4 800                      | 3 400                      | 1 000                  | 7900                     |
| ROOMS LACKING AIR DUCTS, REGISTERS, RADIATORS,<br>OR HEATERS                 | 16 200  | 3 000                   | 2 700                    | 2 100                    | 2 800                    | 2 500                      | 800                        | 1 300                      | 800                        | 200                        | -                      | 7300                     |
| 1 ROOM.  | 10 400  | 2 300                   | 1 600                    | 1 600                    | 1 500                    | 1 900                      | 500                        | 800                        | 500                        | -                          | -                      | 6900                     |
| 2 ROOMS  | 3 000   | 300                     | 200                      | 500                      | 1 100                    | 300                        | 200                        | 300                        | 200                        | -                          | -                      | ...                      |
| 3 ROOMS OR MORE  | 2 700   | 500                     | 900                      | 200                      | 200                      | 300                        | 200                        | 200                        | 200                        | 200                        | -                      | ...                      |
| NOT REPORTED.  | 500     | -                       | 200                      | -                        | 200                      | -                          | -                          | -                          | 200                        | -                          | -                      | ...                      |
| LACKING SPECIFIED HEATING EQUIPMENT OR NONE                                  | 3 500   | 1 100                   | 800                      | 900                      | 500                      | 200                        | -                          | -                          | -                          | -                          | -                      | ...                      |
| CLOSURE OF ROOMS:  |         |                         |                          |                          |                          |                            |                            |                            |                            |                            |                        |                          |
| OWNER OCCUPIED.  | 119 200 | 9 600                   | 8 800                    | 12 200                   | 14 300                   | 11 100                     | 9 900                      | 22 800                     | 12 400                     | 10 500                     | 7 500                  | 13400                    |
| WITH HEATING EQUIPMENT.  | 119 200 | 9 600                   | 8 800                    | 12 200                   | 14 300                   | 11 100                     | 9 900                      | 22 800                     | 12 400                     | 10 500                     | 7 500                  | 13400                    |
| NO ROOMS CLOSED  | 115 000 | 9 100                   | 8 200                    | 11 600                   | 14 200                   | 10 300                     | 9 700                      | 22 500                     | 12 000                     | 10 000                     | 7 400                  | 13600                    |
| CLOSED CERTAIN ROOMS.  | 3 600   | 500                     | 600                      | 500                      | 200                      | 800                        | 200                        | 300                        | 400                        | 300                        | -                      | ...                      |
| LIVING ROOM ONLY.  | -       | -                       | -                        | -                        | -                        | -                          | -                          | -                          | -                          | -                          | -                      | ...                      |
| DINING ROOM ONLY.  | -       | -                       | -                        | -                        | -                        | -                          | -                          | -                          | -                          | -                          | -                      | ...                      |
| 1 OR MORE BEDROOMS ONLY  | 1 800   | 100                     | 500                      | 500                      | 200                      | 300                        | -                          | -                          | -                          | 200                        | -                      | ...                      |
| OTHER ROOMS OR COMBINATION.  | 1 000   | -                       | 200                      | -                        | -                        | 200                        | 200                        | 200                        | 200                        | 100                        | -                      | ...                      |
| NOT REPORTED.  | 800     | 300                     | -                        | -                        | -                        | 700                        | -                          | -                          | 200                        | -                          | -                      | ...                      |
| NOT REPORTED.  | 700     | -                       | -                        | 200                      | -                        | -                          | -                          | 200                        | -                          | 200                        | 200                    | ...                      |
| NO HEATING EQUIPMENT.  | -       | -                       | -                        | -                        | -                        | -                          | -                          | -                          | -                          | -                          | -                      | ...                      |
| RENTER OCCUPIED  | 124 400 | 24 600                  | 19 900                   | 13 200                   | 21 300                   | 16 900                     | 6 200                      | 11 900                     | 5 800                      | 3 500                      | 1 000                  | 7600                     |
| WITH HEATING EQUIPMENT.  | 124 000 | 24 400                  | 19 800                   | 13 200                   | 21 300                   | 16 900                     | 6 200                      | 11 900                     | 5 800                      | 3 500                      | 1 000                  | 7600                     |
| NO ROOMS CLOSED  | 111 100 | 22 200                  | 16 700                   | 12 100                   | 19 200                   | 14 400                     | 6 000                      | 10 800                     | 5 700                      | 3 200                      | 600                    | 7700                     |
| CLOSED CERTAIN ROOMS.  | 9 800   | 1 600                   | 2 200                    | 1 100                    | 1 800                    | 1 700                      | 200                        | 600                        | 200                        | 300                        | -                      | 6900                     |
| LIVING ROOM ONLY.  | 2 100   | 500                     | 500                      | 300                      | 200                      | 500                        | -                          | 200                        | -                          | -                          | -                      | ...                      |
| DINING ROOM ONLY.  | 200     | -                       | 200                      | -                        | -                        | -                          | -                          | -                          | -                          | -                          | -                      | ...                      |
| 1 OR MORE BEDROOMS ONLY  | 4 700   | 600                     | 1 100                    | 500                      | 1 300                    | 800                        | 200                        | 300                        | -                          | -                          | -                      | 7400                     |
| OTHER ROOMS OR COMBINATION.  | 2 400   | 500                     | 500                      | 300                      | 200                      | 300                        | -                          | 200                        | 200                        | 300                        | -                      | ...                      |
| NOT REPORTED.  | 300     | -                       | -                        | -                        | 200                      | 200                        | -                          | -                          | -                          | -                          | -                      | ...                      |
| NOT REPORTED.  | 3 200   | 600                     | 800                      | -                        | 300                      | 800                        | -                          | 500                        | -                          | -                          | 200                    | ...                      |
| NO HEATING EQUIPMENT.  | 300     | 200                     | 200                      | -                        | -                        | -                          | -                          | -                          | -                          | -                          | -                      | ...                      |

<sup>1</sup>EXCLUDES ROOM HEATERS WITHOUT FLUE OR VENT, FIREPLACES, STOVES, AND PORTABLE HEATERS.

TABLE B-4. INCOME OF FAMILIES AND PRIMARY INDIVIDUALS BY SELECTED NEIGHBORHOOD CHARACTERISTICS: 1976

(DATA BASED ON SAMPLE, SEE TEXT. FOR MINIMUM BASE FOR DERIVED FIGURES (PERCENT, MEDIAN, ETC.) AND MEANING OF SYMBOLS, SEE TEXT)

| STANDARD METROPOLITAN STATISTICAL AREA<br>BALTIMORE, MD.<br>IN CENTRAL CITY | TOTAL   | LESS<br>THAN<br>\$3,000 | \$3,000<br>TO<br>\$4,999 | \$5,000<br>TO<br>\$6,999 | \$7,000<br>TO<br>\$9,999 | \$10,000<br>TO<br>\$12,499 | \$12,500<br>TO<br>\$14,999 | \$15,000<br>TO<br>\$19,999 | \$20,000<br>TO<br>\$24,999 | \$25,000<br>TO<br>\$34,999 | \$35,000<br>OR<br>MORE | MEDIAN<br>(DOL-<br>LARS) |
|---|---------|-------------------------|--------------------------|--------------------------|--------------------------|----------------------------|----------------------------|----------------------------|----------------------------|----------------------------|------------------------|--------------------------|
| NEIGHBORHOOD CONDITIONS AND WISH TO MOVE <sup>1</sup>                       |         |                         |                          |                          |                          |                            |                            |                            |                            |                            |                        |                          |
| OWNER OCCUPIED.   | 122 000 | 9 600                   | 8 800                    | 12 400                   | 14 700                   | 11 700                     | 9 900                      | 23 300                     | 13 000                     | 10 600                     | 7 900                  | 13400                    |
| NO STREET OR HIGHWAY NOISE.   | 72 200  | 5 700                   | 5 600                    | 6 900                    | 7 600                    | 5 600                      | 5 200                      | 15 100                     | 7 400                      | 7 200                      | 6 100                  | 14800                    |
| WITH STREET OR HIGHWAY NOISE.   | 49 300  | 3 900                   | 3 300                    | 5 500                    | 7 100                    | 5 900                      | 4 700                      | 7 900                      | 5 600                      | 3 500                      | 1 800                  | 12000                    |
| BOTHERSOME TO RESPONDENT.   | 22 700  | 1 700                   | 1 600                    | 2 600                    | 4 000                    | 3 700                      | 2 000                      | 3 400                      | 1 800                      | 1 500                      | 500                    | 10900                    |
| WOULD LIKE TO MOVE.   | 6 700   | 500                     | 600                      | 800                      | 600                      | 1 400                      | 800                        | 1 300                      | 500                        | 200                        | -                      | 11500                    |
| WOULD NOT LIKE TO MOVE.   | 16 000  | 1 300                   | 1 000                    | 1 800                    | 3 400                    | 2 200                      | 1 100                      | 2 100                      | 1 300                      | 1 300                      | 500                    | 10600                    |
| NOT REPORTED.   | -       | -                       | -                        | -                        | -                        | -                          | -                          | -                          | -                          | -                          | -                      | -                        |
| NOT BOTHERSOME TO RESPONDENT.   | 26 600  | 2 200                   | 1 700                    | 2 900                    | 3 100                    | 2 300                      | 2 800                      | 4 500                      | 3 900                      | 2 000                      | 1 300                  | 13500                    |
| NOT REPORTED.   | -       | -                       | -                        | -                        | -                        | -                          | -                          | -                          | -                          | -                          | -                      | -                        |
| NOT REPORTED.   | 500     | -                       | -                        | -                        | -                        | 200                        | -                          | 300                        | -                          | -                          | -                      | ...                      |
| NO AIRPLANE TRAFFIC NOISE.  | 107 900 | 8 800                   | 7 700                    | 10 300                   | 11 900                   | 10 000                     | 8 400                      | 21 500                     | 11 900                     | 10 000                     | 7 400                  | 14100                    |
| WITH AIRPLANE TRAFFIC NOISE.  | 13 700  | 800                     | 1 100                    | 2 100                    | 2 800                    | 1 800                      | 1 500                      | 1 500                      | 1 100                      | 600                        | 500                    | 10100                    |
| BOTHERSOME TO RESPONDENT.   | 2 100   | -                       | -                        | 300                      | 300                      | 200                        | 200                        | 300                        | 300                        | 300                        | 200                    | ...                      |
| WOULD LIKE TO MOVE.   | 600     | -                       | -                        | 200                      | 200                      | -                          | -                          | -                          | 200                        | 200                        | -                      | ...                      |
| WOULD NOT LIKE TO MOVE.   | 1 400   | -                       | -                        | 200                      | 100                      | 200                        | 200                        | 300                        | 200                        | 200                        | 200                    | ...                      |
| NOT REPORTED.   | -       | -                       | -                        | -                        | -                        | -                          | -                          | -                          | -                          | -                          | -                      | -                        |
| NOT BOTHERSOME TO RESPONDENT.   | 11 500  | 800                     | 1 000                    | 1 800                    | 2 500                    | 1 600                      | 1 300                      | 1 100                      | 800                        | 300                        | 300                    | 9700                     |
| NOT REPORTED.   | 200     | -                       | 200                      | -                        | -                        | -                          | -                          | -                          | -                          | -                          | -                      | ...                      |
| NOT REPORTED.   | 300     | -                       | -                        | -                        | -                        | -                          | -                          | 300                        | -                          | -                          | -                      | ...                      |
| NO HEAVY TRAFFIC.   | 74 500  | 5 300                   | 4 600                    | 8 400                    | 8 500                    | 6 000                      | 5 500                      | 14 700                     | 8 200                      | 7 200                      | 6 100                  | 14500                    |
| WITH HEAVY TRAFFIC.   | 47 000  | 4 400                   | 4 200                    | 4 000                    | 6 200                    | 5 700                      | 4 400                      | 8 200                      | 4 800                      | 3 400                      | 1 700                  | 12100                    |
| BOTHERSOME TO RESPONDENT.   | 18 400  | 1 400                   | 1 500                    | 1 600                    | 2 600                    | 2 200                      | 1 800                      | 3 100                      | 2 100                      | 1 300                      | 800                    | 12300                    |
| WOULD LIKE TO MOVE.   | 5 200   | 500                     | 500                      | 800                      | 500                      | 800                        | 500                        | 800                        | 500                        | 300                        | -                      | 11100                    |
| WOULD NOT LIKE TO MOVE.   | 13 200  | 1 000                   | 1 000                    | 800                      | 2 100                    | 1 500                      | 1 300                      | 2 300                      | 1 600                      | 1 000                      | 800                    | 13100                    |
| NOT REPORTED.   | -       | -                       | -                        | -                        | -                        | -                          | -                          | -                          | -                          | -                          | -                      | -                        |
| NOT BOTHERSOME TO RESPONDENT.   | 28 500  | 2 900                   | 2 700                    | 2 500                    | 3 600                    | 3 300                      | 2 600                      | 5 100                      | 2 700                      | 2 100                      | 1 000                  | 11900                    |
| NOT REPORTED.   | 200     | -                       | -                        | -                        | -                        | 200                        | -                          | -                          | -                          | -                          | -                      | ...                      |
| NOT REPORTED.   | 500     | -                       | -                        | -                        | -                        | -                          | -                          | 500                        | -                          | -                          | -                      | ...                      |
| NO STREETS IN NEED OF REPAIR.   | 101 800 | 8 200                   | 6 700                    | 11 100                   | 12 100                   | 9 600                      | 8 000                      | 19 000                     | 10 900                     | 9 200                      | 7 000                  | 13500                    |
| WITH STREETS IN NEED OF REPAIR.   | 19 700  | 1 400                   | 2 100                    | 1 100                    | 2 600                    | 2 100                      | 1 900                      | 4 000                      | 2 100                      | 1 500                      | 800                    | 13200                    |
| BOTHERSOME TO RESPONDENT.   | 11 800  | 500                     | 1 000                    | 600                      | 1 800                    | 1 600                      | 1 100                      | 2 200                      | 1 600                      | 900                        | 500                    | 13500                    |
| WOULD LIKE TO MOVE.   | 2 900   | -                       | 300                      | 200                      | 300                      | 700                        | 300                        | 600                        | 500                        | -                          | -                      | ...                      |
| WOULD NOT LIKE TO MOVE.   | 8 700   | 500                     | 600                      | 500                      | 1 500                    | 800                        | 800                        | 1 600                      | 1 100                      | 900                        | 500                    | 14200                    |
| NOT REPORTED.   | 200     | -                       | -                        | -                        | -                        | 200                        | -                          | -                          | -                          | -                          | -                      | ...                      |
| NOT BOTHERSOME TO RESPONDENT.   | 7 900   | 1 000                   | 1 100                    | 500                      | 800                      | 500                        | 800                        | 1 800                      | 500                        | 600                        | 300                    | 12700                    |
| NOT REPORTED.   | -       | -                       | -                        | -                        | -                        | -                          | -                          | -                          | -                          | -                          | -                      | -                        |
| NOT REPORTED.   | 500     | -                       | -                        | 200                      | -                        | -                          | -                          | 300                        | -                          | -                          | -                      | ...                      |
| NO ROADS IMPASSABLE.  | 98 300  | 8 500                   | 6 300                    | 10 600                   | 11 500                   | 9 400                      | 8 100                      | 18 500                     | 11 200                     | 8 500                      | 5 600                  | 13400                    |
| WITH ROADS IMPASSABLE.  | 23 300  | 1 100                   | 2 600                    | 1 800                    | 3 200                    | 2 300                      | 1 800                      | 4 500                      | 1 800                      | 2 100                      | 2 200                  | 13500                    |
| BOTHERSOME TO RESPONDENT.   | 16 300  | 800                     | 1 000                    | 800                      | 2 400                    | 1 600                      | 1 400                      | 2 900                      | 1 600                      | 1 600                      | 2 100                  | 15200                    |
| WOULD LIKE TO MOVE.   | 2 600   | 200                     | 300                      | 300                      | 600                      | 600                        | 200                        | 200                        | 200                        | 200                        | -                      | ...                      |
| WOULD NOT LIKE TO MOVE.   | 13 500  | 600                     | 500                      | 500                      | 1 700                    | 1 000                      | 1 400                      | 2 700                      | 1 500                      | 1 500                      | 2 100                  | 16800                    |
| NOT REPORTED.   | 200     | -                       | 200                      | -                        | -                        | -                          | -                          | -                          | -                          | -                          | -                      | ...                      |
| NOT BOTHERSOME TO RESPONDENT.   | 7 100   | 300                     | 1 600                    | 1 000                    | 800                      | 700                        | 300                        | 1 600                      | 200                        | 500                        | 200                    | 9500                     |
| NOT REPORTED.   | -       | -                       | -                        | -                        | -                        | -                          | -                          | -                          | -                          | -                          | -                      | -                        |
| NOT REPORTED.   | 300     | -                       | -                        | -                        | -                        | -                          | -                          | 300                        | -                          | -                          | -                      | ...                      |
| NO OCCUPIED HOUSING IN RUNDOWN CONDITION.                                   | 102 000 | 8 500                   | 7 100                    | 10 100                   | 11 600                   | 9 600                      | 9 100                      | 20 000                     | 10 200                     | 9 100                      | 6 900                  | 13700                    |
| WITH OCCUPIED HOUSING IN RUNDOWN CONDITION.                                 | 19 000  | 800                     | 1 600                    | 2 100                    | 3 100                    | 2 100                      | 800                        | 3 000                      | 2 800                      | 1 600                      | 1 000                  | 12200                    |
| BOTHERSOME TO RESPONDENT.   | 13 000  | 500                     | 1 000                    | 1 300                    | 2 000                    | 1 500                      | 800                        | 2 700                      | 1 700                      | 800                        | 800                    | 13600                    |
| WOULD LIKE TO MOVE.   | 4 200   | 200                     | 500                      | 500                      | 800                      | 300                        | 200                        | 800                        | 800                        | 200                        | -                      | 11200                    |
| WOULD NOT LIKE TO MOVE.   | 8 800   | 300                     | 500                      | 800                      | 1 100                    | 1 100                      | 600                        | 1 900                      | 1 000                      | 600                        | 800                    | 14600                    |
| NOT REPORTED.   | -       | -                       | -                        | -                        | -                        | -                          | -                          | -                          | -                          | -                          | -                      | -                        |
| NOT BOTHERSOME TO RESPONDENT.   | 6 000   | 300                     | 600                      | 800                      | 1 200                    | 600                        | -                          | 300                        | 1 100                      | 800                        | 200                    | 10100                    |
| NOT REPORTED.   | -       | -                       | -                        | -                        | -                        | -                          | -                          | -                          | -                          | -                          | -                      | -                        |
| NOT REPORTED.   | 1 000   | 400                     | 200                      | 200                      | -                        | -                          | -                          | 300                        | -                          | -                          | -                      | ...                      |
| NO COMMERCIAL OR NONRESIDENTIAL ACTIVITIES.                                 | 95 500  | 7 200                   | 7 000                    | 10 200                   | 11 900                   | 7 200                      | 7 500                      | 18 500                     | 10 000                     | 9 000                      | 7 000                  | 13900                    |
| WITH COMMERCIAL OR NONRESIDENTIAL ACTIVITIES.                               | 25 800  | 2 400                   | 1 600                    | 2 200                    | 2 800                    | 4 600                      | 2 400                      | 4 500                      | 3 000                      | 1 600                      | 600                    | 12100                    |
| BOTHERSOME TO RESPONDENT.   | 5 900   | 800                     | -                        | 300                      | 300                      | 1 200                      | 700                        | 1 300                      | 600                        | 600                        | -                      | 13800                    |
| WOULD LIKE TO MOVE.   | 2 100   | 500                     | -                        | 200                      | 200                      | 700                        | -                          | 500                        | -                          | 200                        | -                      | ...                      |
| WOULD NOT LIKE TO MOVE.   | 3 800   | 300                     | -                        | 200                      | 200                      | 500                        | 700                        | 800                        | 600                        | 500                        | -                      | ...                      |
| NOT REPORTED.   | -       | -                       | -                        | -                        | -                        | -                          | -                          | -                          | -                          | -                          | -                      | -                        |
| NOT BOTHERSOME TO RESPONDENT.   | 19 700  | 1 600                   | 1 600                    | 1 900                    | 2 400                    | 3 400                      | 1 800                      | 3 000                      | 2 400                      | 1 000                      | 600                    | 11700                    |
| NOT REPORTED.   | 200     | -                       | -                        | -                        | -                        | -                          | -                          | 200                        | -                          | -                          | -                      | ...                      |
| NOT REPORTED.   | 600     | -                       | 100                      | -                        | -                        | -                          | -                          | 300                        | -                          | -                          | 200                    | ...                      |
| NO ODORS, SMOKE, OR GAS.  | 102 600 | 7 900                   | 7 700                    | 11 100                   | 12 100                   | 8 900                      | 7 800                      | 19 800                     | 11 100                     | 9 300                      | 7 000                  | 13700                    |
| WITH ODORS, SMOKE, OR GAS.  | 19 000  | 1 800                   | 1 100                    | 1 300                    | 2 600                    | 2 800                      | 2 100                      | 3 200                      | 1 900                      | 1 300                      | 800                    | 12500                    |
| BOTHERSOME TO RESPONDENT.   | 13 700  | 1 400                   | 800                      | 800                      | 1 800                    | 2 100                      | 1 300                      | 2 400                      | 1 500                      | 1 000                      | 700                    | 12500                    |
| WOULD LIKE TO MOVE.   | 4 800   | 600                     | -                        | -                        | 600                      | 1 100                      | 600                        | 1 100                      | 600                        | 600                        | -                      | 12600                    |
| WOULD NOT LIKE TO MOVE.   | 8 900   | 800                     | 800                      | 800                      | 1 100                    | 1 000                      | 600                        | 1 300                      | 800                        | 1 000                      | 700                    | 12500                    |
| NOT REPORTED.   | -       | -                       | -                        | -                        | -                        | -                          | -                          | -                          | -                          | -                          | -                      | -                        |
| NOT BOTHERSOME TO RESPONDENT.   | 5 400   | 300                     | 300                      | 500                      | 800                      | 800                        | 900                        | 800                        | 500                        | 300                        | 200                    | 12300                    |
| NOT REPORTED.   | -       | -                       | -                        | -                        | -                        | -                          | -                          | -                          | -                          | -                          | -                      | -                        |
| NOT REPORTED.   | 300     | -                       | -                        | -                        | -                        | -                          | -                          | 300                        | -                          | -                          | -                      | ...                      |
| ADEQUATE STREET LIGHTS.   | 114 800 | 9 000                   | 8 400                    | 11 600                   | 13 900                   | 10 900                     | 8 900                      | 22 200                     | 12 300                     | 10 000                     | 7 500                  | 13500                    |
| INADEQUATE STREET LIGHTS.   | 6 700   | 700                     | 500                      | 800                      | 800                      | 800                        | 1 000                      | 800                        | 700                        | 600                        | 300                    | 12600                    |
| BOTHERSOME TO RESPONDENT.   | 4 500   | 300                     | 500                      | 200                      | 800                      | 600                        | 500                        | 300                        | 500                        | 500                        | 300                    | 12000                    |
| WOULD LIKE TO MOVE.   | 1 000   | -                       | 200                      | -                        | 200                      | 100                        | -                          | -                          | 200                        | 300                        | -                      | ...                      |
| WOULD NOT LIKE TO MOVE.   | 3 500   | 300                     | 300                      | 200                      | 600                      | 500                        | 500                        | 300                        | 300                        | 200                        | 300                    | ...                      |
| NOT REPORTED.   | -       | -                       | -                        | -                        | -                        | -                          | -                          | -                          | -                          | -                          | -                      | -                        |
| NOT BOTHERSOME TO RESPONDENT.   | 2 300   | 300                     | -                        | 600                      | -                        | -                          | 500                        | 500                        | 200                        | 200                        | -                      | ...                      |
| NOT REPORTED.   | -       | -                       | -                        | -                        | -                        | -                          | -                          | -                          | -                          | -                          | -                      | -                        |
| NOT REPORTED.   | 500     | -                       | -                        | -                        | -                        | 200                        | -                          | 300                        | -                          | -                          | -                      | ...                      |
| NO NEIGHBORHOOD CRIME.  | 92 900  | 6 200                   | 7 700                    | 10 300                   | 11 100                   | 8 700                      | 7 300                      | 18 400                     | 9 800                      | 8 100                      | 5 200                  | 13300                    |
| WITH NEIGHBORHOOD CRIME.  | 28 400  | 3 400                   | 1 100                    | 2 100                    | 3 400                    | 2 900                      | 2 600                      | 4 600                      | 3 200                      | 2 600                      | 2 600                  | 13800                    |
| BOTHERSOME TO RESPONDENT.   | 21 100  | 1 900                   | 600                      | 1 800                    | 2 600                    | 1 600                      | 1 800                      | 3 800                      | 2 500                      | 1 900                      | 2 500                  | 15300                    |
| WOULD LIKE TO MOVE.   | 6 200   | 300                     | 300                      | 600                      | 500                      | 800                        | 500                        | 1 200                      | 900                        | 600                        | 300                    | 15100                    |
| WOULD NOT LIKE TO MOVE.   | 14 900  | 1 600                   | 300                      | 1 100                    | 2 100                    | 800                        | 1 300                      | 2 600                      | 1 600                      | 1 300                      | 2 100                  | 15400                    |
| NOT REPORTED.   | -       | -                       | -                        | -                        | -                        | -                          | -                          | -                          | -                          | -                          | -                      | -                        |
| NOT BOTHERSOME TO RESPONDENT.   | 7 400   | 1 400                   | 500                      | 300                      | 800                      | 1 300                      | 800                        | 800                        | 600                        | 700                        | 200                    | 11300                    |
| NOT REPORTED.   | -       | -                       | -                        | -                        | -                        | -                          | -                          | -                          | -                          | -                          | -                      | -                        |
| NOT REPORTED.   | 600     | -                       | -                        | -                        | 200                      | 100                        | -                          | 300                        | -                          | -                          | -                      | ...                      |

<sup>1</sup>WISH TO MOVE RELATES ONLY TO RESPONDENTS' OPINION OF SPECIFIC CONDITIONS.

TABLE B-4. INCOME OF FAMILIES AND PRIMARY INDIVIDUALS BY SELECTED NEIGHBORHOOD CHARACTERISTICS: 1976--CONTINUED

(DATA BASED ON SAMPLE, SEE TEXT, FOR MINIMUM BASE FOR DERIVED FIGURES (PERCENT, MEDIAN, ETC.) AND MEANING OF SYMBOLS, SEE TEXT)

| STANDARD METROPOLITAN STATISTICAL AREA<br>BALTIMORE, MD.<br>IN CENTRAL CITY | TOTAL   | LESS<br>THAN<br>\$3,000 | \$3,000<br>TO<br>\$4,999 | \$5,000<br>TO<br>\$6,999 | \$7,000<br>TO<br>\$9,999 | \$10,000<br>TO<br>\$12,499 | \$12,500<br>TO<br>\$14,999 | \$15,000<br>TO<br>\$19,999 | \$20,000<br>TO<br>\$24,999 | \$25,000<br>TO<br>\$34,999 | \$35,000<br>OR<br>MORE | MEDIAN<br>(DOL-<br>LARS) |
|---|---------|-------------------------|--------------------------|--------------------------|--------------------------|----------------------------|----------------------------|----------------------------|----------------------------|----------------------------|------------------------|--------------------------|
| NEIGHBORHOOD CONDITIONS AND WISH TO MOVE <sup>1</sup> --CON.                |         |                         |                          |                          |                          |                            |                            |                            |                            |                            |                        |                          |
| OWNER OCCUPIED--CON.  |         |                         |                          |                          |                          |                            |                            |                            |                            |                            |                        |                          |
| NO TRASH, LITTER, OR JUNK   | 90 100  | 6 800                   | 5 900                    | 7 600                    | 10 800                   | 8 600                      | 7 700                      | 17 600                     | 10 300                     | 8 900                      | 5 900                  | 14200                    |
| WITH TRASH, LITTER, OR JUNK   | 31 200  | 2 600                   | 2 900                    | 4 800                    | 3 900                    | 3 000                      | 2 200                      | 5 400                      | 2 700                      | 1 800                      | 1 900                  | 11200                    |
| BOTHERSOME TO RESPONDENT  | 24 000  | 2 000                   | 1 800                    | 3 300                    | 3 400                    | 2 600                      | 1 500                      | 4 500                      | 2 100                      | 1 400                      | 1 600                  | 11500                    |
| WOULD LIKE TO MOVE  | 7 100   | 500                     | 500                      | 800                      | 1 000                    | 1 000                      | 200                        | 1 900                      | 800                        | 500                        | -                      | 12000                    |
| WOULD NOT LIKE TO MOVE  | 16 700  | 1 400                   | 1 300                    | 2 400                    | 2 200                    | 1 700                      | 1 300                      | 2 600                      | 1 300                      | 900                        | 1 600                  | 11400                    |
| NOT REPORTED  | 200     | -                       | -                        | -                        | 200                      | -                          | -                          | -                          | -                          | -                          | -                      | ...                      |
| NOT BOTHERSOME TO RESPONDENT  | 7 100   | 700                     | 1 100                    | 1 600                    | 500                      | 300                        | 600                        | 900                        | 600                        | 300                        | 300                    | 8100                     |
| NOT REPORTED  | 200     | -                       | -                        | -                        | -                        | -                          | 200                        | -                          | -                          | -                          | -                      | ...                      |
| NOT REPORTED  | 600     | 200                     | -                        | -                        | -                        | 200                        | -                          | 300                        | -                          | -                          | -                      | ...                      |
| NO BOARDED UP OR ABANDONED STRUCTURES                                       | 108 700 | 7 900                   | 7 700                    | 11 300                   | 12 700                   | 10 100                     | 9 300                      | 20 900                     | 11 700                     | 9 700                      | 7 400                  | 13800                    |
| WITH BOARDED UP OR ABANDONED STRUCTURES                                     | 12 900  | 1 700                   | 1 100                    | 1 100                    | 2 000                    | 1 600                      | 600                        | 2 100                      | 1 300                      | 900                        | 500                    | 10800                    |
| BOTHERSOME TO RESPONDENT  | 7 500   | 600                     | 500                      | 600                      | 1 600                    | 800                        | 200                        | 1 600                      | 600                        | 600                        | 300                    | 11200                    |
| WOULD LIKE TO MOVE  | 2 500   | 200                     | 200                      | 200                      | 300                      | 600                        | -                          | 600                        | 300                        | 200                        | -                      | ...                      |
| WOULD NOT LIKE TO MOVE  | 4 900   | 500                     | 300                      | 500                      | 1 300                    | 200                        | 200                        | 1 000                      | 300                        | 500                        | 300                    | 9800                     |
| NOT REPORTED  | -       | -                       | -                        | -                        | -                        | -                          | -                          | -                          | -                          | -                          | -                      | ...                      |
| NOT BOTHERSOME TO RESPONDENT  | 5 500   | 1 100                   | 600                      | 500                      | 300                      | 800                        | 500                        | 500                        | 600                        | 300                        | 200                    | 10400                    |
| NOT REPORTED  | -       | -                       | -                        | -                        | -                        | -                          | -                          | -                          | -                          | -                          | -                      | ...                      |
| NOT REPORTED  | 300     | -                       | -                        | -                        | -                        | -                          | -                          | 300                        | -                          | -                          | -                      | ...                      |
| RENTER OCCUPIED   | 146 700 | 29 100                  | 22 000                   | 16 100                   | 26 400                   | 18 800                     | 7 800                      | 13 500                     | 7 600                      | 4 200                      | 1 100                  | 7700                     |
| NO STREET OR HIGHWAY NOISE  | 90 900  | 17 900                  | 13 400                   | 9 100                    | 18 400                   | 11 500                     | 4 100                      | 8 500                      | 4 800                      | 2 300                      | 1 000                  | 7800                     |
| WITH STREET OR HIGHWAY NOISE  | 55 300  | 11 300                  | 8 500                    | 7 000                    | 7 800                    | 7 100                      | 3 700                      | 5 000                      | 2 800                      | 1 900                      | 200                    | 7300                     |
| BOTHERSOME TO RESPONDENT  | 24 500  | 4 800                   | 3 800                    | 3 300                    | 3 700                    | 3 000                      | 1 900                      | 2 100                      | 1 100                      | 600                        | -                      | 7200                     |
| WOULD LIKE TO MOVE  | 11 100  | 2 400                   | 1 800                    | 1 400                    | 1 800                    | 1 500                      | 600                        | 700                        | 800                        | 200                        | -                      | 6500                     |
| WOULD NOT LIKE TO MOVE  | 13 400  | 2 400                   | 2 000                    | 1 900                    | 1 900                    | 1 600                      | 1 300                      | 1 400                      | 300                        | 500                        | -                      | 7500                     |
| NOT REPORTED  | -       | -                       | -                        | -                        | -                        | -                          | -                          | -                          | -                          | -                          | -                      | ...                      |
| NOT BOTHERSOME TO RESPONDENT  | 30 700  | 6 500                   | 4 700                    | 3 700                    | 4 100                    | 4 100                      | 1 800                      | 2 700                      | 1 600                      | 1 300                      | 200                    | 7300                     |
| NOT REPORTED  | 200     | -                       | -                        | -                        | -                        | -                          | -                          | 200                        | -                          | -                          | -                      | ...                      |
| NOT REPORTED  | 500     | -                       | 200                      | -                        | 200                      | 200                        | -                          | -                          | -                          | -                          | -                      | ...                      |
| NO AIRPLANE TRAFFIC NOISE   | 133 800 | 25 600                  | 20 000                   | 14 700                   | 23 800                   | 17 400                     | 7 000                      | 12 700                     | 7 600                      | 3 800                      | 1 100                  | 7800                     |
| WITH AIRPLANE TRAFFIC NOISE   | 12 700  | 3 500                   | 2 000                    | 1 400                    | 2 600                    | 1 300                      | 800                        | 800                        | -                          | 300                        | -                      | 6100                     |
| BOTHERSOME TO RESPONDENT  | 2 400   | 600                     | 500                      | 300                      | 500                      | 200                        | 200                        | 200                        | -                          | -                          | -                      | ...                      |
| WOULD LIKE TO MOVE  | 1 300   | 300                     | 500                      | -                        | 300                      | 200                        | -                          | -                          | -                          | -                          | -                      | ...                      |
| WOULD NOT LIKE TO MOVE  | 1 100   | 300                     | -                        | 300                      | 200                      | -                          | 200                        | 200                        | -                          | -                          | -                      | ...                      |
| NOT REPORTED  | -       | -                       | -                        | -                        | -                        | -                          | -                          | -                          | -                          | -                          | -                      | ...                      |
| NOT BOTHERSOME TO RESPONDENT  | 10 000  | 2 900                   | 1 600                    | 1 100                    | 1 900                    | 1 100                      | 600                        | 500                        | -                          | 300                        | -                      | 6000                     |
| NOT REPORTED  | 300     | -                       | -                        | -                        | 200                      | -                          | -                          | 200                        | -                          | -                          | -                      | ...                      |
| NOT REPORTED  | 200     | -                       | -                        | -                        | -                        | 200                        | -                          | -                          | -                          | -                          | -                      | ...                      |
| NO HEAVY TRAFFIC  | 88 700  | 17 300                  | 13 000                   | 9 100                    | 17 500                   | 11 000                     | 3 500                      | 8 400                      | 4 700                      | 3 000                      | 1 100                  | 7800                     |
| WITH HEAVY TRAFFIC  | 57 700  | 11 800                  | 9 000                    | 7 000                    | 3 600                    | 7 600                      | 4 300                      | 5 100                      | 2 900                      | 1 100                      | -                      | 7300                     |
| BOTHERSOME TO RESPONDENT  | 16 600  | 3 300                   | 2 400                    | 2 300                    | 2 700                    | 1 900                      | 1 400                      | 1 400                      | 1 000                      | 200                        | -                      | 7400                     |
| WOULD LIKE TO MOVE  | 7 700   | 1 800                   | 1 400                    | 1 000                    | 1 100                    | 500                        | 600                        | 700                        | 500                        | 200                        | -                      | 6400                     |
| WOULD NOT LIKE TO MOVE  | 8 900   | 1 500                   | 1 000                    | 1 300                    | 1 600                    | 1 400                      | 800                        | 800                        | 500                        | -                          | -                      | 8200                     |
| NOT REPORTED  | -       | -                       | -                        | -                        | -                        | -                          | -                          | -                          | -                          | -                          | -                      | ...                      |
| NOT BOTHERSOME TO RESPONDENT  | 40 900  | 8 500                   | 6 600                    | 4 800                    | 5 900                    | 5 500                      | 2 900                      | 3 700                      | 1 900                      | 1 000                      | -                      | 7300                     |
| NOT REPORTED  | 200     | -                       | -                        | -                        | -                        | 200                        | -                          | -                          | -                          | -                          | -                      | ...                      |
| NOT REPORTED  | 300     | -                       | -                        | -                        | 200                      | 200                        | -                          | -                          | -                          | -                          | -                      | ...                      |
| NO STREETS IN NEED OF REPAIR  | 129 200 | 25 600                  | 20 000                   | 13 800                   | 22 300                   | 16 900                     | 6 100                      | 12 900                     | 6 800                      | 3 900                      | 1 000                  | 7700                     |
| WITH STREETS IN NEED OF REPAIR  | 16 700  | 3 500                   | 1 900                    | 2 400                    | 3 500                    | 1 800                      | 1 700                      | 600                        | 800                        | 300                        | 200                    | 7500                     |
| BOTHERSOME TO RESPONDENT  | 9 900   | 1 100                   | 900                      | 1 900                    | 2 400                    | 1 000                      | 800                        | 600                        | 600                        | 300                        | 200                    | 8200                     |
| WOULD LIKE TO MOVE  | 3 800   | 500                     | 500                      | 800                      | 800                      | 600                        | 300                        | 200                        | 200                        | -                          | -                      | 7600                     |
| WOULD NOT LIKE TO MOVE  | 6 100   | 600                     | 500                      | 1 100                    | 1 600                    | 300                        | 500                        | 500                        | 300                        | 200                        | 200                    | 8500                     |
| NOT REPORTED  | -       | -                       | -                        | -                        | -                        | -                          | -                          | -                          | -                          | -                          | -                      | ...                      |
| NOT BOTHERSOME TO RESPONDENT  | 6 800   | 2 400                   | 900                      | 500                      | 1 100                    | 800                        | 900                        | -                          | 200                        | -                          | -                      | 5200                     |
| NOT REPORTED  | -       | -                       | -                        | -                        | -                        | -                          | -                          | -                          | -                          | -                          | -                      | ...                      |
| NOT REPORTED  | 800     | -                       | 200                      | -                        | 500                      | 200                        | -                          | -                          | -                          | -                          | -                      | ...                      |
| NO ROADS IMPASSABLE   | 125 300 | 25 900                  | 18 800                   | 14 200                   | 22 000                   | 16 000                     | 6 200                      | 11 100                     | 6 500                      | 4 000                      | 500                    | 7500                     |
| WITH ROADS IMPASSABLE   | 20 600  | 3 200                   | 3 200                    | 1 800                    | 4 000                    | 2 700                      | 1 500                      | 2 400                      | 1 100                      | 200                        | 500                    | 8600                     |
| BOTHERSOME TO RESPONDENT  | 8 400   | 1 400                   | 1 100                    | 500                      | 1 800                    | 1 000                      | 500                        | 1 100                      | 300                        | 200                        | 500                    | 8900                     |
| WOULD LIKE TO MOVE  | 1 900   | 800                     | -                        | 200                      | 200                      | 300                        | 200                        | -                          | 200                        | -                          | -                      | ...                      |
| WOULD NOT LIKE TO MOVE  | 6 400   | 600                     | 1 100                    | 300                      | 1 600                    | 600                        | 300                        | 1 100                      | 200                        | -                          | 500                    | 9100                     |
| NOT REPORTED  | -       | -                       | -                        | -                        | -                        | -                          | -                          | -                          | -                          | -                          | -                      | ...                      |
| NOT BOTHERSOME TO RESPONDENT  | 17 100  | 1 800                   | 2 100                    | 1 300                    | 2 200                    | 1 700                      | 1 100                      | 1 300                      | 600                        | -                          | -                      | 8200                     |
| NOT REPORTED  | 200     | -                       | -                        | -                        | -                        | -                          | -                          | 200                        | -                          | -                          | -                      | ...                      |
| NOT REPORTED  | 800     | -                       | -                        | 200                      | 300                      | 200                        | -                          | -                          | -                          | -                          | 200                    | ...                      |
| NO OCCUPIED HOUSING IN RUNDOWN CONDITION                                    | 119 300 | 22,000                  | 16 900                   | 13 200                   | 22 600                   | 14 800                     | 6 400                      | 11 300                     | 7 000                      | 4 000                      | 1 100                  | 8000                     |
| WITH OCCUPIED HOUSING IN RUNDOWN CONDITION                                  | 26 100  | 6 900                   | 5 100                    | 2 900                    | 3 600                    | 3 400                      | 1 400                      | 2 100                      | 600                        | 200                        | -                      | 5700                     |
| BOTHERSOME TO RESPONDENT  | 16 400  | 3 700                   | 2 500                    | 2 000                    | 2 600                    | 2 600                      | 1 100                      | 1 400                      | 500                        | -                          | -                      | 7000                     |
| WOULD LIKE TO MOVE  | 11 100  | 2 200                   | 1 600                    | 1 300                    | 1 600                    | 2 100                      | 800                        | 1 000                      | 500                        | -                          | -                      | 7800                     |
| WOULD NOT LIKE TO MOVE  | 5 300   | 1 500                   | 1 000                    | 700                      | 1 000                    | 500                        | 300                        | 500                        | -                          | -                          | -                      | 5700                     |
| NOT REPORTED  | -       | -                       | -                        | -                        | -                        | -                          | -                          | -                          | -                          | -                          | -                      | ...                      |
| NOT BOTHERSOME TO RESPONDENT  | 9 400   | 2 900                   | 2 600                    | 900                      | 1 000                    | 800                        | 300                        | 500                        | 200                        | 200                        | -                      | 4400                     |
| NOT REPORTED  | 300     | 300                     | -                        | -                        | -                        | -                          | -                          | -                          | -                          | -                          | -                      | ...                      |
| NOT REPORTED  | 1 300   | 300                     | -                        | -                        | 200                      | 600                        | -                          | 200                        | -                          | -                          | -                      | ...                      |
| NO COMMERCIAL OR NONRESIDENTIAL ACTIVITIES                                  | 120 900 | 25 400                  | 17 800                   | 13 400                   | 21 500                   | 15 300                     | 6 100                      | 10 900                     | 6 000                      | 3 500                      | 1 000                  | 7500                     |
| WITH COMMERCIAL OR NONRESIDENTIAL ACTIVITIES                                | 25 300  | 3 800                   | 4 100                    | 2 700                    | 4 800                    | 3 300                      | 1 700                      | 2 400                      | 1 400                      | 600                        | 200                    | 8300                     |
| BOTHERSOME TO RESPONDENT  | 4 100   | 800                     | 900                      | 800                      | 300                      | 800                        | 200                        | -                          | 200                        | 200                        | -                      | 5800                     |
| WOULD LIKE TO MOVE  | 1 600   | 200                     | 300                      | 300                      | 200                      | 300                        | -                          | -                          | 200                        | 200                        | -                      | ...                      |
| WOULD NOT LIKE TO MOVE  | 2 200   | 600                     | 500                      | 300                      | 200                      | 500                        | 200                        | -                          | -                          | -                          | -                      | ...                      |
| NOT REPORTED  | 300     | -                       | 200                      | 200                      | -                        | -                          | -                          | -                          | -                          | -                          | -                      | ...                      |
| NOT BOTHERSOME TO RESPONDENT  | 21 200  | 3 000                   | 3 200                    | 1 900                    | 4 500                    | 2 500                      | 1 600                      | 2 400                      | 1 500                      | 500                        | 200                    | 7700                     |
| NOT REPORTED  | 300     | -                       | -                        | -                        | -                        | -                          | -                          | -                          | -                          | -                          | -                      | ...                      |
| NOT REPORTED  | 500     | -                       | 100                      | -                        | -                        | 200                        | -                          | 200                        | -                          | -                          | -                      | ...                      |
| NO ODORS, SMOKE, OR GAS   | 131 000 | 24 700                  | 19 600                   | 14 400                   | 24 900                   | 17 200                     | 6 700                      | 11 900                     | 6 600                      | 3 900                      | 1 100                  | 7800                     |
| WITH ODORS, SMOKE, OR GAS   | 15 500  | 4 500                   | 2 400                    | 1 800                    | 1 400                    | 1 500                      | 1 100                      | 1 600                      | 1 000                      | 300                        | -                      | 6000                     |
| BOTHERSOME TO RESPONDENT  | 12 300  | 4 000                   | 1 900                    | 1 300                    | 1 100                    | 800                        | 900                        | 1 300                      | 600                        | 300                        | -                      | 5300                     |
| WOULD LIKE TO MOVE  | 6 200   | 1 900                   | 1 300                    | 600                      | 800                      | 200                        | 500                        | 600                        | 200                        | 200                        | -                      | 4800                     |
| WOULD NOT LIKE TO MOVE  | 6 100   | 2 100                   | 600                      | 600                      | 300                      | 600                        | 500                        | 600                        | 500                        | 200                        | -                      | 6000                     |
| NOT REPORTED  | -       | -                       | -                        | -                        | -                        | -                          | -                          | -                          | -                          | -                          | -                      | ...                      |
| NOT BOTHERSOME TO RESPONDENT  | 3 200   | 500                     | 500                      | 500                      | 300                      | 700                        | 200                        | 300                        | 300                        | -                          | -                      | ...                      |
| NOT REPORTED  | -       | -                       | -                        | -                        | -                        | -                          | -                          | -                          | -                          | -                          | -                      | ...                      |
| NOT REPORTED  | 200     | -                       | -                        | -                        | -                        | 200                        | -                          | -                          | -                          | -                          | -                      | ...                      |

<sup>1</sup> WISH TO MOVE RELATES ONLY TO RESPONDENTS' OPINION OF SPECIFIC CONDITIONS.

TABLE B-4. INCOME OF FAMILIES AND PRIMARY INDIVIDUALS BY SELECTED NEIGHBORHOOD CHARACTERISTICS: 1976--CONTINUED  
(DATA BASED ON SAMPLE, SEE TEXT. FOR MINIMUM BASE FOR DERIVED FIGURES (PERCENT, MEDIAN, ETC.) AND MEANING OF SYMBOLS, SEE TEXT)

| STANDARD METROPOLITAN STATISTICAL AREA<br>BALTIMORE, MD.<br>IN CENTRAL CITY | TOTAL   | LESS<br>THAN<br>\$3,000 | \$3,000<br>TO<br>\$4,999 | \$5,000<br>TO<br>\$6,999 | \$7,000<br>TO<br>\$9,999 | \$10,000<br>TO<br>\$12,499 | \$12,500<br>TO<br>\$14,999 | \$15,000<br>TO<br>\$19,999 | \$20,000<br>TO<br>\$24,999 | \$25,000<br>TO<br>\$34,999 | \$35,000<br>OR<br>MORE | MEDIAN<br>(DOL-<br>LARS) |
|---|---------|-------------------------|--------------------------|--------------------------|--------------------------|----------------------------|----------------------------|----------------------------|----------------------------|----------------------------|------------------------|--------------------------|
| NEIGHBORHOOD CONDITIONS AND WISH TO MOVE <sup>1</sup> --CON.                |         |                         |                          |                          |                          |                            |                            |                            |                            |                            |                        |                          |
| RENTER OCCUPIED--CON.   |         |                         |                          |                          |                          |                            |                            |                            |                            |                            |                        |                          |
| ADEQUATE STREET LIGHTS . . . . .  | 131 300 | 26 000                  | 20 500                   | 14 500                   | 23 600                   | 16 700                     | 7 000                      | 11 900                     | 6 500                      | 3 700                      | 1 000                  | 7600                     |
| INADEQUATE STREET LIGHTS . . . . .  | 14 700  | 3 200                   | 1 600                    | 1 500                    | 2 400                    | 1 900                      | 800                        | 1 600                      | 1 100                      | 500                        | 200                    | 8400                     |
| BOTHERSOME TO RESPONDENT . . . . .  | 8 900   | 2 000                   | 500                      | 1 100                    | 1 800                    | 1 100                      | 500                        | 800                        | 1 100                      | -                          | -                      | 8500                     |
| WOULD LIKE TO MOVE . . . . .  | 3 500   | 1 100                   | -                        | 500                      | 600                      | 500                        | 200                        | 300                        | 200                        | -                          | -                      | 8900                     |
| WOULD NOT LIKE TO MOVE . . . . .  | 5 300   | 800                     | 500                      | 600                      | 1 100                    | 600                        | 300                        | 500                        | 800                        | -                          | -                      | 8900                     |
| NOT REPORTED . . . . .  | 200     | -                       | -                        | -                        | -                        | -                          | -                          | -                          | 200                        | -                          | -                      | 7900                     |
| NOT BOTHERSOME TO RESPONDENT . . . . .                                      | 5 700   | 1 200                   | 1 100                    | 300                      | 600                      | 800                        | 300                        | 600                        | -                          | 500                        | 200                    | 7900                     |
| NOT REPORTED . . . . .  | 200     | -                       | -                        | -                        | -                        | -                          | -                          | 200                        | -                          | -                          | -                      | 7900                     |
| NOT REPORTED . . . . .  | 600     | -                       | -                        | 200                      | 300                      | 200                        | -                          | -                          | -                          | -                          | -                      | 7900                     |
| NO NEIGHBORHOOD CRIME . . . . .   | 99 100  | 17 800                  | 14 200                   | 11 400                   | 17 300                   | 13 800                     | 4 600                      | 10 100                     | 5 700                      | 3 100                      | 1 100                  | 8100                     |
| WITH NEIGHBORHOOD CRIME . . . . .   | 46 800  | 11 300                  | 7 500                    | 4 800                    | 8 700                    | 4 800                      | 3 200                      | 3 400                      | 1 900                      | 1 100                      | -                      | 6900                     |
| BOTHERSOME TO RESPONDENT . . . . .  | 29 400  | 6 700                   | 5 000                    | 3 000                    | 5 800                    | 3 100                      | 2 200                      | 1 600                      | 1 300                      | 600                        | -                      | 7000                     |
| WOULD LIKE TO MOVE . . . . .  | 16 600  | 3 700                   | 2 900                    | 2 300                    | 2 700                    | 1 800                      | 1 000                      | 1 000                      | 1 000                      | 300                        | -                      | 6500                     |
| WOULD NOT LIKE TO MOVE . . . . .  | 12 800  | 3 000                   | 2 100                    | 800                      | 3 100                    | 1 300                      | 1 300                      | 600                        | 300                        | 300                        | -                      | 7500                     |
| NOT REPORTED . . . . .  | -       | -                       | -                        | -                        | -                        | -                          | -                          | -                          | -                          | -                          | -                      | -                        |
| NOT BOTHERSOME TO RESPONDENT . . . . .                                      | 17 200  | 4 600                   | 2 500                    | 1 600                    | 2 900                    | 1 700                      | 1 000                      | 1 800                      | 600                        | 500                        | -                      | 6800                     |
| NOT REPORTED . . . . .  | 200     | -                       | -                        | 200                      | -                        | -                          | -                          | -                          | -                          | -                          | -                      | 6800                     |
| NOT REPORTED . . . . .  | 800     | -                       | 300                      | -                        | 300                      | 200                        | -                          | -                          | -                          | -                          | -                      | 6800                     |
| NO TRASH, LITTER, OR JUNK . . . . .   | 105 300 | 19 600                  | 14 300                   | 10 600                   | 20 500                   | 12 800                     | 5 400                      | 10 800                     | 6 800                      | 3 400                      | 1 100                  | 8200                     |
| WITH TRASH, LITTER, OR JUNK . . . . .                                       | 41 300  | 9 600                   | 7 700                    | 5 600                    | 5 900                    | 5 800                      | 2 400                      | 2 700                      | 800                        | 600                        | -                      | 6200                     |
| BOTHERSOME TO RESPONDENT . . . . .  | 30 000  | 6 600                   | 4 800                    | 4 300                    | 4 900                    | 4 400                      | 1 800                      | 2 100                      | 500                        | 800                        | -                      | 6700                     |
| WOULD LIKE TO MOVE . . . . .  | 16 200  | 3 500                   | 2 600                    | 2 200                    | 2 900                    | 2 400                      | 1 300                      | 600                        | 300                        | 300                        | -                      | 6800                     |
| WOULD NOT LIKE TO MOVE . . . . .  | 13 800  | 3 000                   | 2 300                    | 2 100                    | 2 000                    | 2 000                      | 500                        | 1 400                      | 200                        | 300                        | -                      | 6600                     |
| NOT REPORTED . . . . .  | -       | -                       | -                        | -                        | -                        | -                          | -                          | -                          | -                          | -                          | -                      | -                        |
| NOT BOTHERSOME TO RESPONDENT . . . . .                                      | 11 200  | 3 000                   | 2 900                    | 1 300                    | 900                      | 1 400                      | 600                        | 600                        | 300                        | 200                        | -                      | 4800                     |
| NOT REPORTED . . . . .  | 200     | -                       | -                        | -                        | -                        | -                          | -                          | -                          | -                          | -                          | -                      | 4800                     |
| NOT REPORTED . . . . .  | 200     | -                       | -                        | -                        | -                        | 200                        | -                          | -                          | -                          | -                          | -                      | 4800                     |
| NO BOARDED UP OR ABANDONED STRUCTURES . . . . .                             | 114 800 | 20 900                  | 16 300                   | 11 500                   | 21 900                   | 14 500                     | 6 200                      | 12 200                     | 6 600                      | 3 700                      | 1 000                  | 8200                     |
| WITH BOARDED UP OR ABANDONED STRUCTURES . . . . .                           | 31 400  | 8 200                   | 5 800                    | 4 600                    | 4 500                    | 4 100                      | 1 600                      | 1 100                      | 1 000                      | 500                        | -                      | 5700                     |
| BOTHERSOME TO RESPONDENT . . . . .  | 13 000  | 2 900                   | 1 900                    | 2 100                    | 1 300                    | 2 700                      | 1 100                      | 600                        | 200                        | 200                        | -                      | 6600                     |
| WOULD LIKE TO MOVE . . . . .  | 7 200   | 1 200                   | 1 300                    | 1 500                    | 800                      | 1 300                      | 600                        | 300                        | 200                        | -                          | -                      | 6500                     |
| WOULD NOT LIKE TO MOVE . . . . .  | 5 600   | 1 600                   | 500                      | 700                      | 500                      | 1 400                      | 500                        | 300                        | -                          | 200                        | -                      | 7300                     |
| NOT REPORTED . . . . .  | 200     | -                       | 200                      | -                        | -                        | -                          | -                          | -                          | -                          | -                          | -                      | -                        |
| NOT BOTHERSOME TO RESPONDENT . . . . .                                      | 18 100  | 5 200                   | 3 700                    | 2 500                    | 3 200                    | 1 400                      | 500                        | 500                        | 800                        | 300                        | -                      | 5100                     |
| NOT REPORTED . . . . .  | 300     | 200                     | 200                      | -                        | -                        | -                          | -                          | -                          | -                          | -                          | -                      | 5100                     |
| NOT REPORTED . . . . .  | 500     | -                       | -                        | -                        | -                        | 200                        | -                          | 200                        | -                          | -                          | 200                    | 5100                     |
| NEIGHBORHOOD SERVICES   |         |                         |                          |                          |                          |                            |                            |                            |                            |                            |                        |                          |
| OWNER OCCUPIED . . . . .  |         |                         |                          |                          |                          |                            |                            |                            |                            |                            |                        |                          |
| ADEQUATE NEIGHBORHOOD SERVICES . . . . .                                    | 122 000 | 9 600                   | 8 800                    | 12 400                   | 14 700                   | 11 700                     | 9 900                      | 23 300                     | 13 000                     | 10 600                     | 7 900                  | 13400                    |
| INADEQUATE NEIGHBORHOOD SERVICES <sup>2</sup> . . . . .                     | 86 400  | 7 400                   | 6 800                    | 7 900                    | 10 800                   | 8 000                      | 8 000                      | 15 600                     | 9 300                      | 6 900                      | 5 700                  | 13200                    |
| PUBLIC TRANSPORTATION . . . . .   | 35 300  | 2 200                   | 2 100                    | 4 500                    | 3 800                    | 3 700                      | 1 900                      | 7 400                      | 3 700                      | 3 700                      | 2 100                  | 14200                    |
| SCHOOLS . . . . .   | 5 900   | 500                     | 300                      | 300                      | 800                      | 600                        | 800                        | 1 000                      | 800                        | 1 000                      | 300                    | 14600                    |
| SHOPPING . . . . .  | 14 600  | 600                     | 600                      | 200                      | 300                      | 500                        | 300                        | 1 600                      | 700                        | 1 300                      | 1 000                  | 20400                    |
| POLICE PROTECTION . . . . .   | 9 900   | 700                     | 1 000                    | 1 300                    | 1 300                    | 900                        | 500                        | 2 200                      | 1 000                      | 800                        | 300                    | 12000                    |
| FIRE PROTECTION . . . . .   | 600     | -                       | 200                      | -                        | 300                      | -                          | -                          | 100                        | -                          | -                          | -                      | 12000                    |
| HOSPITALS OR HEALTH CLINICS . . . . .                                       | 11 000  | 600                     | 1 000                    | 1 600                    | 1 400                    | 1 200                      | 800                        | 2 700                      | 900                        | 500                        | 300                    | 12000                    |
| DON'T KNOW . . . . .  | -       | -                       | -                        | -                        | -                        | -                          | -                          | -                          | -                          | -                          | -                      | -                        |
| NOT REPORTED . . . . .  | 300     | -                       | -                        | -                        | -                        | -                          | -                          | 300                        | -                          | -                          | -                      | -                        |
| RENTER OCCUPIED . . . . .   |         |                         |                          |                          |                          |                            |                            |                            |                            |                            |                        |                          |
| ADEQUATE NEIGHBORHOOD SERVICES . . . . .                                    | 146 700 | 29 100                  | 22 000                   | 16 100                   | 26 400                   | 18 800                     | 7 800                      | 13 500                     | 7 600                      | 4 200                      | 1 100                  | 7700                     |
| INADEQUATE NEIGHBORHOOD SERVICES <sup>2</sup> . . . . .                     | 103 400 | 19 600                  | 15 900                   | 10 700                   | 19 000                   | 12 800                     | 5 700                      | 9 200                      | 6 000                      | 3 500                      | 1 100                  | 7900                     |
| PUBLIC TRANSPORTATION . . . . .   | 43 100  | 9 600                   | 6 200                    | 5 400                    | 7 400                    | 5 900                      | 2 100                      | 4 300                      | 1 600                      | 600                        | -                      | 7200                     |
| SCHOOLS . . . . .   | 10 000  | 2 400                   | 1 100                    | 800                      | 1 300                    | 1 500                      | 500                        | 1 300                      | 800                        | 300                        | -                      | 8500                     |
| SHOPPING . . . . .  | 5 600   | 500                     | 500                      | 600                      | 1 100                    | 1 300                      | 200                        | 1 300                      | 200                        | 200                        | -                      | 10200                    |
| POLICE PROTECTION . . . . .   | 19 200  | 5 300                   | 2 800                    | 2 400                    | 3 400                    | 2 500                      | 600                        | 1 600                      | 300                        | 300                        | -                      | 8300                     |
| FIRE PROTECTION . . . . .   | 12 800  | 2 900                   | 1 600                    | 1 700                    | 2 300                    | 1 900                      | 600                        | 1 100                      | 500                        | 200                        | -                      | 7200                     |
| HOSPITALS OR HEALTH CLINICS . . . . .                                       | 2 600   | 1 000                   | 200                      | 200                      | 500                      | 300                        | -                          | 500                        | -                          | -                          | -                      | 7200                     |
| DON'T KNOW . . . . .  | 11 200  | 2 100                   | 1 500                    | 1 600                    | 2 100                    | 1 700                      | 500                        | 1 300                      | 300                        | 200                        | -                      | 7700                     |
| NOT REPORTED . . . . .  | 200     | -                       | -                        | -                        | -                        | 200                        | -                          | -                          | -                          | -                          | -                      | -                        |
| NEIGHBORHOOD SERVICES AND WISH TO MOVE <sup>3</sup>                         |         |                         |                          |                          |                          |                            |                            |                            |                            |                            |                        |                          |
| OWNER OCCUPIED . . . . .  |         |                         |                          |                          |                          |                            |                            |                            |                            |                            |                        |                          |
| WITH INADEQUATE SERVICE . . . . .   | 122 000 | 9 600                   | 8 800                    | 12 400                   | 14 700                   | 11 700                     | 9 900                      | 23 300                     | 13 000                     | 10 600                     | 7 900                  | 13400                    |
| HOUSEHOLD WOULD LIKE TO MOVE <sup>2</sup> . . . . .                         | 35 300  | 2 200                   | 2 100                    | 4 500                    | 3 800                    | 3 700                      | 1 900                      | 7 400                      | 3 700                      | 3 700                      | 2 100                  | 14200                    |
| BECAUSE OF PUBLIC TRANSPORTATION . . . . .                                  | 5 300   | -                       | 300                      | 900                      | 600                      | 800                        | -                          | 1 300                      | 200                        | 1 000                      | 200                    | 12300                    |
| BECAUSE OF SCHOOLS . . . . .  | 500     | -                       | -                        | -                        | -                        | -                          | -                          | 300                        | -                          | 200                        | -                      | 12300                    |
| BECAUSE OF SHOPPING . . . . .   | 2 100   | -                       | -                        | -                        | 200                      | 500                        | -                          | 600                        | -                          | 600                        | 200                    | 12300                    |
| BECAUSE OF POLICE PROTECTION . . . . .                                      | 1 600   | -                       | -                        | 600                      | 300                      | 200                        | -                          | 500                        | -                          | -                          | -                      | 12300                    |
| BECAUSE OF FIRE PROTECTION . . . . .  | 2 400   | -                       | 300                      | 500                      | 300                      | 300                        | -                          | 600                        | 200                        | 200                        | -                      | 12300                    |
| BECAUSE OF HOSPITALS OR HEALTH CLINICS . . . . .                            | 1 000   | -                       | 200                      | 100                      | -                        | -                          | -                          | 500                        | -                          | -                          | -                      | 12300                    |
| HOUSEHOLD WOULD NOT LIKE TO MOVE . . . . .                                  | 28 300  | 2 200                   | 1 600                    | 3 400                    | 2 900                    | 2 700                      | 1 900                      | 5 900                      | 3 400                      | 2 600                      | 1 600                  | 14200                    |
| NOT REPORTED . . . . .  | 1 600   | -                       | 200                      | 100                      | 300                      | 200                        | -                          | 200                        | 200                        | 200                        | 300                    | 14200                    |
| WITH ADEQUATE SERVICE . . . . .   | 86 400  | 7 400                   | 6 800                    | 7 900                    | 10 800                   | 8 000                      | 8 000                      | 15 600                     | 9 300                      | 6 900                      | 5 700                  | 13200                    |
| NOT REPORTED . . . . .  | 300     | -                       | -                        | -                        | -                        | -                          | -                          | 300                        | -                          | -                          | -                      | 13200                    |
| RENTER OCCUPIED . . . . .   |         |                         |                          |                          |                          |                            |                            |                            |                            |                            |                        |                          |
| WITH INADEQUATE SERVICE . . . . .   | 146 700 | 29 100                  | 22 000                   | 16 100                   | 26 400                   | 18 800                     | 7 800                      | 13 500                     | 7 600                      | 4 200                      | 1 100                  | 7700                     |
| HOUSEHOLD WOULD LIKE TO MOVE <sup>2</sup> . . . . .                         | 43 100  | 9 600                   | 6 200                    | 5 400                    | 7 400                    | 5 900                      | 2 100                      | 4 300                      | 1 600                      | 600                        | -                      | 7200                     |
| BECAUSE OF PUBLIC TRANSPORTATION . . . . .                                  | 15 000  | 4 000                   | 2 400                    | 2 100                    | 2 100                    | 1 900                      | 700                        | 1 500                      | 200                        | 200                        | -                      | 6600                     |
| BECAUSE OF SCHOOLS . . . . .  | 2 100   | 300                     | 500                      | 500                      | -                        | 300                        | 200                        | 300                        | -                          | -                          | -                      | 6600                     |
| BECAUSE OF SHOPPING . . . . .   | 3 000   | 500                     | -                        | 500                      | 500                      | 1 000                      | 200                        | 500                        | -                          | -                          | -                      | 6600                     |
| BECAUSE OF POLICE PROTECTION . . . . .                                      | 5 800   | 1 900                   | 700                      | 300                      | 1 400                    | 600                        | 300                        | 300                        | -                          | 200                        | -                      | 6900                     |
| BECAUSE OF FIRE PROTECTION . . . . .  | 6 000   | 1 500                   | 1 100                    | 1 100                    | 800                      | 1 000                      | -                          | 300                        | 200                        | -                          | -                      | 5700                     |
| BECAUSE OF HOSPITALS OR HEALTH CLINICS . . . . .                            | 1 300   | 500                     | -                        | 200                      | -                        | 300                        | -                          | 300                        | -                          | -                          | -                      | 5700                     |
| HOUSEHOLD WOULD NOT LIKE TO MOVE . . . . .                                  | 2 900   | 1 000                   | 300                      | 500                      | 300                      | 200                        | 200                        | 300                        | -                          | 200                        | -                      | 7800                     |
| NOT REPORTED . . . . .  | 26 700  | 5 400                   | 3 600                    | 3 000                    | 5 100                    | 3 900                      | 1 100                      | 2 700                      | 1 400                      | 300                        | -                      | 7800                     |
| NOT REPORTED . . . . .  | 1 400   | 200                     | 200                      | 300                      | 200                      | 200                        | -                          | 200                        | 200                        | 200                        | -                      | 7800                     |
| WITH ADEQUATE SERVICE . . . . .   | 103 400 | 19 600                  | 15 900                   | 10 700                   | 19 000                   | 12 800                     | 5 700                      | 9 200                      | 6 000                      | 3 500                      | 1 100                  | 7900                     |
| NOT REPORTED . . . . .  | 200     | -                       | -                        | -                        | -                        | 200                        | -                          | -                          | -                          | -                          | -                      | 7900                     |

<sup>1</sup>WISH TO MOVE RELATES ONLY TO RESPONDENTS' OPINION OF SPECIFIC CONDITIONS.  
<sup>2</sup>FIGURES WILL NOT ADD TO TOTAL BECAUSE MORE THAN ONE INADEQUATE SERVICE WAS REPORTED FOR THE SAME UNIT.  
<sup>3</sup>WISH TO MOVE RELATES ONLY TO RESPONDENTS' OPINION OF SPECIFIC SERVICES.

TABLE B-4. INCOME OF FAMILIES AND PRIMARY INDIVIDUALS BY SELECTED NEIGHBORHOOD CHARACTERISTICS: 1976--CONTINUED  
(DATA BASED ON SAMPLE, SEE TEXT. FOR MINIMUM BASE FOR DERIVED FIGURES (PERCENT, MEDIAN, ETC.) AND MEANING OF SYMBOLS, SEE TEXT)

| STANDARD METROPOLITAN STATISTICAL AREA<br>BALTIMORE, MD.<br>IN CENTRAL CITY | TOTAL   | LESS<br>THAN<br>\$3,000 | \$3,000<br>TO<br>\$4,999 | \$5,000<br>TO<br>\$6,999 | \$7,000<br>TO<br>\$9,999 | \$10,000<br>TO<br>\$12,499 | \$12,500<br>TO<br>\$14,999 | \$15,000<br>TO<br>\$19,999 | \$20,000<br>TO<br>\$24,999 | \$25,000<br>TO<br>\$34,999 | \$35,000<br>OR<br>MORE | MEDIAN<br>(DOL-<br>LARS) |
|---|---------|-------------------------|--------------------------|--------------------------|--------------------------|----------------------------|----------------------------|----------------------------|----------------------------|----------------------------|------------------------|--------------------------|
| OVERALL OPINION OF NEIGHBORHOOD   |         |                         |                          |                          |                          |                            |                            |                            |                            |                            |                        |                          |
| OWNER OCCUPIED.   | 122 000 | 9 600                   | 8 800                    | 12 400                   | 14 700                   | 11 700                     | 9 900                      | 23 300                     | 13 000                     | 10 600                     | 7 900                  | 13400                    |
| EXCELLENT   | 31 900  | 1 600                   | 1 900                    | 2 300                    | 3 200                    | 2 400                      | 3 800                      | 5 600                      | 3 500                      | 3 300                      | 4 200                  | 15600                    |
| GOOD  | 56 700  | 5 300                   | 3 700                    | 5 000                    | 6 800                    | 5 600                      | 4 300                      | 12 000                     | 6 000                      | 5 400                      | 2 600                  | 13600                    |
| FAIR  | 28 500  | 2 600                   | 2 700                    | 4 500                    | 4 200                    | 3 000                      | 1 400                      | 4 500                      | 3 000                      | 1 700                      | 800                    | 10200                    |
| POOR  | 9 300   | 200                     | 500                      | 500                      | 500                      | 600                        | 300                        | 900                        | 500                        | 200                        | 200                    | 12200                    |
| NOT REPORTED  | 600     | -                       | -                        | 200                      | -                        | -                          | -                          | 300                        | -                          | -                          | 200                    | ...                      |
| HOUSEHOLD WOULD LIKE TO MOVE.   | 18 100  | 1 600                   | 1 300                    | 2 100                    | 1 800                    | 2 700                      | 1 500                      | 3 500                      | 2 200                      | 1 100                      | 300                    | 12100                    |
| EXCELLENT   | 1 600   | 300                     | -                        | -                        | -                        | 300                        | 300                        | 500                        | 200                        | -                          | -                      | ...                      |
| GOOD  | 4 300   | 300                     | 300                      | 200                      | 300                      | 200                        | 500                        | 1 200                      | 800                        | 200                        | 300                    | 16500                    |
| FAIR  | 9 300   | 1 000                   | 600                      | 1 500                    | 1 000                    | 1 700                      | 300                        | 1 300                      | 900                        | 900                        | -                      | 10900                    |
| POOR  | 2 800   | -                       | 300                      | 500                      | 500                      | 500                        | 300                        | 500                        | 300                        | -                          | -                      | ...                      |
| NOT REPORTED  | -       | -                       | -                        | -                        | -                        | -                          | -                          | -                          | -                          | -                          | -                      | ...                      |
| HOUSEHOLD WOULD NOT LIKE TO MOVE.   | 103 500 | 8 000                   | 7 500                    | 10 300                   | 12 900                   | 9 000                      | 8 400                      | 19 500                     | 10 800                     | 9 500                      | 7 500                  | 13700                    |
| EXCELLENT   | 30 300  | 1 300                   | 1 900                    | 2 300                    | 3 200                    | 2 100                      | 3 400                      | 5 100                      | 3 400                      | 3 300                      | 4 200                  | 15800                    |
| GOOD  | 52 300  | 5 000                   | 3 400                    | 4 800                    | 6 400                    | 5 400                      | 3 900                      | 10 800                     | 5 100                      | 5 200                      | 2 200                  | 13200                    |
| FAIR  | 19 200  | 1 600                   | 2 000                    | 3 000                    | 3 200                    | 1 300                      | 1 100                      | 3 200                      | 2 100                      | 800                        | 600                    | 9700                     |
| POOR  | 1 500   | 200                     | 200                      | -                        | -                        | -                          | -                          | 500                        | 200                        | 200                        | 200                    | ...                      |
| NOT REPORTED  | 300     | -                       | -                        | 200                      | -                        | -                          | -                          | -                          | -                          | -                          | 200                    | ...                      |
| NOT REPORTED  | 300     | -                       | -                        | -                        | -                        | -                          | -                          | 300                        | -                          | -                          | -                      | ...                      |
| RENTER OCCUPIED   |         |                         |                          |                          |                          |                            |                            |                            |                            |                            |                        |                          |
| OWNER OCCUPIED.   | 146 700 | 29 100                  | 22 000                   | 16 100                   | 26 400                   | 18 800                     | 7 800                      | 13 500                     | 7 600                      | 4 200                      | 1 100                  | 7700                     |
| EXCELLENT   | 23 400  | 3 900                   | 2 500                    | 2 400                    | 4 400                    | 2 800                      | 800                        | 3 100                      | 1 700                      | 1 500                      | 300                    | 8900                     |
| GOOD  | 57 200  | 8 300                   | 8 000                    | 6 700                    | 10 400                   | 7 700                      | 4 400                      | 5 800                      | 3 700                      | 1 400                      | 800                    | 8600                     |
| FAIR  | 53 800  | 12 800                  | 10 000                   | 5 600                    | 9 400                    | 6 600                      | 2 100                      | 4 000                      | 1 900                      | 1 300                      | -                      | 6400                     |
| POOR  | 11 900  | 4 100                   | 1 400                    | 1 400                    | 2 100                    | 1 600                      | 500                        | 500                        | 300                        | -                          | -                      | 5600                     |
| NOT REPORTED  | 500     | -                       | 200                      | -                        | -                        | 200                        | -                          | 200                        | -                          | -                          | -                      | ...                      |
| HOUSEHOLD WOULD LIKE TO MOVE.   | 31 700  | 6 200                   | 5 800                    | 4 200                    | 5 300                    | 4 400                      | 1 800                      | 2 100                      | 1 500                      | 500                        | -                      | 6800                     |
| EXCELLENT   | 500     | 200                     | -                        | -                        | -                        | 200                        | -                          | 200                        | -                          | -                          | -                      | ...                      |
| GOOD  | 4 300   | 500                     | 300                      | 800                      | 700                      | 1 000                      | 600                        | 300                        | 200                        | -                          | -                      | 9600                     |
| FAIR  | 18 200  | 2 700                   | 4 300                    | 2 200                    | 3 200                    | 2 100                      | 600                        | 1 500                      | 1 000                      | 500                        | -                      | 6800                     |
| POOR  | 8 500   | 2 900                   | 1 100                    | 1 100                    | 1 400                    | 1 100                      | 500                        | -                          | 300                        | -                          | -                      | 5400                     |
| NOT REPORTED  | 200     | -                       | -                        | -                        | -                        | -                          | -                          | 200                        | -                          | -                          | -                      | ...                      |
| NOT REPORTED  | 300     | -                       | -                        | -                        | -                        | -                          | -                          | -                          | -                          | -                          | -                      | ...                      |
| HOUSEHOLD WOULD NOT LIKE TO MOVE.   | 114 700 | 22 900                  | 16 300                   | 11 900                   | 21 000                   | 14 300                     | 6 000                      | 11 200                     | 6 100                      | 3 700                      | 1 100                  | 7900                     |
| EXCELLENT   | 22 700  | 3 800                   | 2 500                    | 2 400                    | 4 400                    | 2 600                      | 800                        | 2 800                      | 1 700                      | 1 500                      | 300                    | 8800                     |
| GOOD  | 52 900  | 7 800                   | 7 700                    | 5 900                    | 9 800                    | 6 800                      | 3 800                      | 5 400                      | 3 500                      | 1 400                      | 800                    | 8600                     |
| FAIR  | 35 600  | 10 100                  | 5 600                    | 3 400                    | 6 200                    | 4 500                      | 1 500                      | 2 600                      | 1 000                      | 800                        | -                      | 6200                     |
| POOR  | 3 400   | 1 200                   | 300                      | 300                      | 600                      | 500                        | -                          | 500                        | -                          | -                          | -                      | ...                      |
| NOT REPORTED  | 200     | -                       | 200                      | -                        | -                        | -                          | -                          | -                          | -                          | -                          | -                      | ...                      |
| NOT REPORTED  | 300     | -                       | -                        | -                        | -                        | 200                        | -                          | 200                        | -                          | -                          | -                      | ...                      |

TABLE B-5. VALUE OF OWNER OCCUPIED HOUSING UNITS BY OCCUPANCY AND UTILIZATION CHARACTERISTICS AND SERVICES AVAILABLE: 1976

(DATA BASED ON SAMPLE, SEE TEXT. FOR MINIMUM BASE FOR DERIVED FIGURES (PERCENT, MEDIAN, ETC.) AND MEANING OF SYMBOLS, SEE TEXT)

| STANDARD METROPOLITAN STATISTICAL AREA<br>BALTIMORE, MD.<br>IN CENTRAL CITY | TOTAL   | LESS<br>THAN<br>\$10,000 | \$10,000<br>TO<br>\$19,999 | \$20,000<br>TO<br>\$24,999 | \$25,000<br>TO<br>\$29,999 | \$30,000<br>TO<br>\$34,999 | \$35,000<br>TO<br>\$39,999 | \$40,000<br>TO<br>\$49,999 | \$50,000<br>TO<br>\$59,999 | \$60,000<br>TO<br>\$74,999 | \$75,000<br>OR<br>MORE | MEDIAN<br>(DOL-<br>LARS) |
|---|---------|--------------------------|----------------------------|----------------------------|----------------------------|----------------------------|----------------------------|----------------------------|----------------------------|----------------------------|------------------------|--------------------------|
| SPECIFIED OWNER OCCUPIED <sup>1</sup>                                       |         |                          |                            |                            |                            |                            |                            |                            |                            |                            |                        |                          |
| DURATION OF OCCUPANCY   |         |                          |                            |                            |                            |                            |                            |                            |                            |                            |                        |                          |
| HOUSEHOLD HEAD LIVED HERE:  |         |                          |                            |                            |                            |                            |                            |                            |                            |                            |                        |                          |
| LESS THAN 3 MONTHS  | 1 300   | 200                      | 300                        | 200                        | 300                        | 200                        | -                          | 200                        | -                          | -                          | -                      | ...                      |
| 3 MONTHS OR LONGER  | 109 800 | 16 600                   | 34 000                     | 16 700                     | 12 500                     | 11 300                     | 6 700                      | 5 500                      | 1 200                      | 2 900                      | 2 500                  | 21300                    |
| LIVED HERE LAST WINTER  | 108 500 | 16 400                   | 33 900                     | 16 500                     | 12 200                     | 10 900                     | 6 500                      | 5 500                      | 1 200                      | 2 900                      | 2 500                  | 21200                    |
| CONDITION OF KITCHEN FACILITIES   |         |                          |                            |                            |                            |                            |                            |                            |                            |                            |                        |                          |
| WITH COMPLETE KITCHEN FACILITIES  | 111 100 | 16 700                   | 34 300                     | 16 800                     | 12 800                     | 11 500                     | 6 700                      | 5 700                      | 1 200                      | 2 900                      | 2 500                  | 21300                    |
| ALL USABLE  | 110 300 | 16 600                   | 34 100                     | 16 800                     | 12 500                     | 11 500                     | 6 500                      | 5 700                      | 1 200                      | 2 900                      | 2 500                  | 21300                    |
| 1 OR MORE NOT USABLE  | 600     | 200                      | -                          | -                          | 300                        | -                          | 200                        | -                          | -                          | -                          | -                      | ...                      |
| NOT REPORTED  | 200     | -                        | 200                        | -                          | -                          | -                          | -                          | -                          | -                          | -                          | -                      | ...                      |
| LACKING COMPLETE KITCHEN FACILITIES   | -       | -                        | -                          | -                          | -                          | -                          | -                          | -                          | -                          | -                          | -                      | ...                      |
| BEDROOMS  |         |                          |                            |                            |                            |                            |                            |                            |                            |                            |                        |                          |
| NONE AND 1  | 1 700   | 300                      | -                          | 600                        | 200                        | 300                        | 300                        | -                          | -                          | -                          | -                      | ...                      |
| 2 OR MORE   | 109 300 | 16 400                   | 34 300                     | 16 200                     | 12 700                     | 11 200                     | 6 300                      | 5 700                      | 1 200                      | 2 900                      | 2 500                  | 21200                    |
| NONE LACKING PRIVACY  | 94 500  | 12 300                   | 27 400                     | 14 700                     | 12 200                     | 10 700                     | 5 900                      | 5 400                      | 1 000                      | 2 900                      | 2 100                  | 22600                    |
| 1 OR MORE LACKING PRIVACY   | 14 700  | 4 200                    | 6 800                      | 1 500                      | 500                        | 500                        | 500                        | 200                        | 200                        | -                          | 400                    | 14600                    |
| PRIVACY NOT REPORTED  | 100     | -                        | -                          | -                          | -                          | -                          | -                          | 100                        | -                          | -                          | -                      | ...                      |
| 3-OR-MORE-PERSON HOUSEHOLDS.  | 59 600  | 7 700                    | 17 700                     | 9 300                      | 7 400                      | 5 500                      | 4 100                      | 3 600                      | 500                        | 1 900                      | 1 900                  | 22400                    |
| NO BEDROOMS USED BY 3 PERSONS OR MORE.                                      | 53 900  | 7 400                    | 15 900                     | 8 200                      | 6 900                      | 4 700                      | 3 600                      | 3 100                      | 400                        | 1 900                      | 1 900                  | 22300                    |
| BEDROOMS USED BY 3 PERSONS OR MORE  | 5 400   | 300                      | 1 800                      | 1 000                      | 500                        | 600                        | 500                        | 500                        | 200                        | -                          | -                      | 22800                    |
| 1   | 5 400   | 300                      | 1 800                      | 1 000                      | 500                        | 600                        | 500                        | 500                        | 200                        | -                          | -                      | 22800                    |
| 2 OR MORE   | -       | -                        | -                          | -                          | -                          | -                          | -                          | -                          | -                          | -                          | -                      | ...                      |
| BEDROOMS USED BY PERSONS 13 YEARS OF AGE OR OLDER                           | 4 200   | 300                      | 1 300                      | 600                        | 500                        | 500                        | 500                        | 300                        | 200                        | -                          | -                      | 23600                    |
| NO BEDROOMS USED BY PERSONS 13 YEARS OF AGE OR OLDER                        | 1 200   | -                        | 500                        | 300                        | -                          | 200                        | -                          | 200                        | -                          | -                          | -                      | ...                      |
| NOT REPORTED  | -       | -                        | -                          | -                          | -                          | -                          | -                          | -                          | -                          | -                          | -                      | ...                      |
| NO BEDROOMS.  | -       | -                        | -                          | -                          | -                          | -                          | -                          | -                          | -                          | -                          | -                      | ...                      |
| NOT REPORTED  | 300     | -                        | -                          | 200                        | -                          | 200                        | -                          | -                          | -                          | -                          | -                      | ...                      |
| 1- AND 2-PERSON HOUSEHOLDS  | 51 500  | 9 000                    | 16 600                     | 7 500                      | 5 500                      | 6 000                      | 2 600                      | 2 100                      | 600                        | 1 000                      | 600                    | 20100                    |

<sup>1</sup>LIMITED TO 1-FAMILY HOMES ON LESS THAN 10 ACRES AND NO BUSINESS ON PROPERTY.

TABLE B-5. VALUE OF OWNER OCCUPIED HOUSING UNITS BY OCCUPANCY AND UTILIZATION CHARACTERISTICS AND SERVICES AVAILABLE: 1976--CONTINUED

(DATA BASED ON SAMPLE, SEE TEXT. FOR MINIMUM-BASE FOR DERIVED FIGURES (PERCENT, MEDIAN, ETC.) AND MEANING OF SYMBOLS, SEE TEXT)

| STANDARD METROPOLITAN STATISTICAL AREA<br>BALTIMORE, MD.<br>IN CENTRAL CITY | TOTAL   | LESS   | \$10,000 | \$20,000 | \$25,000 | \$30,000 | \$35,000 | \$40,000 | \$50,000 | \$60,000 | \$75,000 | MEDIAN<br>(DOL-<br>LARS) |
|---|---------|--------|----------|----------|----------|----------|----------|----------|----------|----------|----------|--------------------------|
|   |         | THAN   | TO       | TO       | TO       | TO       | TO       | TO       | TO       | TO       | OR       |                          |
| SPECIFIED OWNER OCCUPIED <sup>1</sup> --CONTINUED                           |         |        |          |          |          |          |          |          |          |          |          |                          |
| GARBAGE COLLECTION SERVICE  |         |        |          |          |          |          |          |          |          |          |          |                          |
| WITH SERVICE  | 111 100 | 16 700 | 34 300   | 16 800   | 12 800   | 11 500   | 6 700    | 5 700    | 1 200    | 2 900    | 2 500    | 21300                    |
| LESS THAN ONCE A WEEK   |         |        |          |          |          |          |          |          |          |          |          |                          |
| ONCE A WEEK   | 300     |        | 200      |          |          | 200      |          |          |          |          |          |                          |
| TWICE A WEEK OR MORE  | 110 800 | 16 700 | 34 100   | 16 800   | 12 800   | 11 300   | 6 700    | 5 700    | 1 200    | 2 900    | 2 500    | 21300                    |
| DON'T KNOW  |         |        |          |          |          |          |          |          |          |          |          |                          |
| NOT REPORTED  |         |        |          |          |          |          |          |          |          |          |          |                          |
| NO SERVICE  |         |        |          |          |          |          |          |          |          |          |          |                          |
| METHOD OF DISPOSAL:   |         |        |          |          |          |          |          |          |          |          |          |                          |
| INCINERATOR, TRASH CHUTE, OR COMPACTOR                                      |         |        |          |          |          |          |          |          |          |          |          |                          |
| GARBAGE DISPOSAL  |         |        |          |          |          |          |          |          |          |          |          |                          |
| OTHER MEANS   |         |        |          |          |          |          |          |          |          |          |          |                          |
| NOT REPORTED  |         |        |          |          |          |          |          |          |          |          |          |                          |
| DON'T KNOW  |         |        |          |          |          |          |          |          |          |          |          |                          |
| NOT REPORTED  |         |        |          |          |          |          |          |          |          |          |          |                          |
| EXTERMINATOR SERVICE  |         |        |          |          |          |          |          |          |          |          |          |                          |
| OCCUPIED 3 MONTHS OR LONGER   | 109 800 | 16 600 | 34 000   | 16 700   | 12 500   | 11 300   | 6 700    | 5 500    | 1 200    | 2 900    | 2 500    | 21300                    |
| NO SIGNS OF MICE OR RATS  | 99 200  | 14 100 | 29 800   | 15 400   | 12 000   | 10 500   | 6 300    | 4 900    | 800      | 2 700    | 2 500    | 21800                    |
| WITH SIGNS OF MICE OR RATS  | 10 300  | 2 400  | 4 000    | 1 300    | 500      | 800      | 300      | 600      | 200      | 200      |          | 16800                    |
| REGULAR EXTERMINATION SERVICE   | 1 400   | 300    | 500      | 200      | 100      |          | 200      |          | 200      |          |          |                          |
| IRREGULAR EXTERMINATION SERVICE   | 2 800   | 1 200  | 500      | 300      |          | 500      | 200      | 200      |          |          |          |                          |
| NO EXTERMINATION SERVICE  | 6 000   | 800    | 3 100    | 800      | 300      | 300      |          | 500      |          | 200      |          | 17100                    |
| NOT REPORTED  | 200     | 200    |          |          |          |          |          |          |          |          |          |                          |
| DON'T KNOW  | 300     |        | 200      |          |          |          |          |          |          |          |          |                          |
| NOT REPORTED  | 1 300   | 200    | 300      | 200      | 300      | 200      |          | 200      |          |          |          |                          |

<sup>1</sup>LIMITED TO 1-FAMILY HOMES ON LESS THAN 10 ACRES AND NO BUSINESS ON PROPERTY.

TABLE B-6. VALUE OF OWNER OCCUPIED HOUSING UNITS BY DEFICIENCIES IN SELECTED STRUCTURAL CHARACTERISTICS: 1976

(DATA BASED ON SAMPLE, SEE TEXT. FOR MINIMUM-BASE FOR DERIVED FIGURES (PERCENT, MEDIAN, ETC.) AND MEANING OF SYMBOLS, SEE TEXT)

| STANDARD METROPOLITAN STATISTICAL AREA<br>BALTIMORE, MD.<br>IN CENTRAL CITY | TOTAL   | LESS   | \$10,000 | \$20,000 | \$25,000 | \$30,000 | \$35,000 | \$40,000 | \$50,000 | \$60,000 | \$75,000 | MEDIAN<br>(DOL-<br>LARS) |
|---|---------|--------|----------|----------|----------|----------|----------|----------|----------|----------|----------|--------------------------|
|   |         | THAN   | TO       | TO       | TO       | TO       | TO       | TO       | TO       | TO       | OR       |                          |
| SPECIFIED OWNER OCCUPIED <sup>1</sup>                                       |         |        |          |          |          |          |          |          |          |          |          |                          |
| ELECTRIC WIRING   |         |        |          |          |          |          |          |          |          |          |          |                          |
| ALL WIRING CONCEALED IN WALLS OR METAL COVERING                             | 110 000 | 16 700 | 33 600   | 16 500   | 12 800   | 11 400   | 6 700    | 5 700    | 1 200    | 2 900    | 2 500    | 21400                    |
| SOME OR ALL WIRING EXPOSED  | 1 100   |        | 700      | 300      |          | 100      |          |          |          |          |          |                          |
| NOT REPORTED  |         |        |          |          |          |          |          |          |          |          |          |                          |
| ELECTRIC WALL OUTLETS   |         |        |          |          |          |          |          |          |          |          |          |                          |
| WITH WORKING OUTLETS IN EACH ROOM   | 106 000 | 15 000 | 31 600   | 16 500   | 12 500   | 11 500   | 6 700    | 5 700    | 1 200    | 2 900    | 2 500    | 22000                    |
| LACKING WORKING OUTLETS IN SOME OR ALL ROOMS                                | 5 100   | 1 700  | 2 700    | 300      |          |          |          |          |          |          |          | 13000                    |
| NOT REPORTED  |         |        |          |          |          |          |          |          |          |          |          |                          |
| BASEMENT  |         |        |          |          |          |          |          |          |          |          |          |                          |
| WITH BASEMENT   | 106 100 | 16 100 | 32 500   | 16 200   | 12 500   | 11 300   | 6 200    | 5 200    | 1 200    | 2 600    | 2 400    | 21400                    |
| NO WATER LEAKAGE  | 92 600  | 14 900 | 29 300   | 14 300   | 10 400   | 9 900    | 5 500    | 3 200    | 1 000    | 2 100    | 2 000    | 20700                    |
| WITH WATER LEAKAGE  | 12 700  | 700    | 3 000    | 1 800    | 2 100    | 1 500    | 700      | 1 900    | 200      | 500      | 300      | 27100                    |
| DON'T KNOW  | 600     | 500    |          | 200      |          |          |          |          |          |          |          |                          |
| NOT REPORTED  | 200     |        | 200      |          |          |          |          |          |          |          |          |                          |
| NO BASEMENT   | 5 000   | 600    | 1 800    | 700      | 300      | 200      | 500      | 500      |          | 300      | 100      | 20700                    |
| ROOF  |         |        |          |          |          |          |          |          |          |          |          |                          |
| NO WATER LEAKAGE  | 101 700 | 14 200 | 31 800   | 15 600   | 11 600   | 10 700   | 6 200    | 5 500    | 800      | 2 700    | 2 500    | 21500                    |
| WITH WATER LEAKAGE  | 8 900   | 2 300  | 2 300    | 1 100    | 1 300    | 800      | 500      | 200      | 300      | 200      |          | 19300                    |
| DON'T KNOW  | 300     | 200    |          | 200      |          |          |          |          |          |          |          |                          |
| NOT REPORTED  | 100     |        | 100      |          |          |          |          |          |          |          |          |                          |
| INTERIOR CEILINGS AND WALLS   |         |        |          |          |          |          |          |          |          |          |          |                          |
| OPEN CRACKS OR HOLES:   |         |        |          |          |          |          |          |          |          |          |          |                          |
| NO OPEN CRACKS OR HOLES   | 105 000 | 15 100 | 32 000   | 16 500   | 12 700   | 11 200   | 6 000    | 5 200    | 1 200    | 2 700    | 2 300    | 21600                    |
| WITH OPEN CRACKS OR HOLES   | 6 100   | 1 600  | 2 200    | 300      | 200      | 300      | 600      | 500      |          | 200      | 200      | 16400                    |
| NOT REPORTED  |         |        |          |          |          |          |          |          |          |          |          |                          |
| BROKEN PLASTER:   |         |        |          |          |          |          |          |          |          |          |          |                          |
| NO BROKEN PLASTER   | 106 500 | 15 700 | 32 000   | 16 500   | 12 800   | 11 000   | 6 400    | 5 400    | 1 200    | 2 900    | 2 500    | 21600                    |
| WITH BROKEN PLASTER   | 4 500   | 1 000  | 2 100    | 300      |          | 500      | 300      | 300      |          |          |          | 16100                    |
| NOT REPORTED  | 200     |        | 200      |          |          |          |          |          |          |          |          |                          |
| PEELING PAINT:  |         |        |          |          |          |          |          |          |          |          |          |                          |
| NO PEELING PAINT  | 106 000 | 16 100 | 32 400   | 16 000   | 12 400   | 11 000   | 6 200    | 5 500    | 1 200    | 2 700    | 2 500    | 21400                    |
| WITH PEELING PAINT  | 4 700   | 600    | 1 700    | 800      | 500      | 500      | 300      | 200      |          | 200      |          | 20100                    |
| NOT REPORTED  | 300     |        | 200      |          |          |          | 200      |          |          |          |          |                          |
| INTERIOR FLOORS   |         |        |          |          |          |          |          |          |          |          |          |                          |
| NO HOLES IN FLOOR   | 109 300 | 16 200 | 33 600   | 16 500   | 12 700   | 11 400   | 6 700    | 5 700    | 1 200    | 2 900    | 2 500    | 21400                    |
| WITH HOLES IN FLOOR   | 1 800   | 500    | 600      | 300      | 200      | 100      |          |          |          |          |          |                          |
| NOT REPORTED  |         |        |          |          |          |          |          |          |          |          |          |                          |
| SELECTED STRUCTURAL DEFICIENCIES AND WISH TO MOVE                           |         |        |          |          |          |          |          |          |          |          |          |                          |
| WITH STRUCTURAL DEFICIENCIES  | 27 600  | 3 800  | 8 200    | 4 500    | 3 200    | 3 100    | 1 400    | 2 100    | 500      | 500      | 300      | 22100                    |
| HOUSEHOLD WOULD LIKE TO MOVE  | 800     | 200    | 300      |          | 200      | 200      |          |          |          |          |          |                          |
| BECAUSE OF 1 CONDITION  | 500     |        | 300      |          |          | 200      |          |          |          |          |          |                          |
| BECAUSE OF 2 CONDITIONS   | 200     |        |          |          | 200      |          |          |          |          |          |          |                          |
| BECAUSE OF 3 OR MORE CONDITIONS   | 200     | 200    |          |          |          |          |          |          |          |          |          |                          |
| HOUSEHOLD WOULD NOT LIKE TO MOVE  | 26 000  | 3 600  | 7 500    | 4 400    | 2 900    | 2 800    | 1 400    | 2 100    | 500      | 500      | 300      | 22200                    |
| NOT REPORTED  | 800     |        | 300      | 200      | 200      | 200      |          |          |          |          |          |                          |
| NO STRUCTURAL DEFICIENCIES  | 83 500  | 13 000 | 26 100   | 12 300   | 9 600    | 8 400    | 5 200    | 3 600    | 600      | 2 400    | 2 200    | 21100                    |
| NOT REPORTED  |         |        |          |          |          |          |          |          |          |          |          |                          |

<sup>1</sup>LIMITED TO 1-FAMILY HOMES ON LESS THAN 10 ACRES AND NO BUSINESS ON PROPERTY.



TABLE R-6. VALUE OF OWNER OCCUPIED HOUSING UNITS BY DEFICIENCIES IN SELECTED STRUCTURAL CHARACTERISTICS: 1976--CONTINUED  
(DATA BASED ON SAMPLE, SEE TEXT. FOR MINIMUM BASE FOR DERIVED FIGURES (PERCENT, MEDIAN, ETC.) AND MEANING OF SYMBOLS, SEE TEXT)

| STANDARD METROPOLITAN STATISTICAL AREA<br>BALTIMORE, MD.<br>IN CENTRAL CITY | TOTAL  | LESS THAN<br>\$10,000 | \$10,000 TO<br>\$19,999 | \$20,000 TO<br>\$24,999 | \$25,000 TO<br>\$29,999 | \$30,000 TO<br>\$34,999 | \$35,000 TO<br>\$39,999 | \$40,000 TO<br>\$49,999 | \$50,000 TO<br>\$59,999 | \$60,000 TO<br>\$74,999 | \$75,000 OR MORE | MEDIAN (DOLLARS) |
|---|--------|-----------------------|-------------------------|-------------------------|-------------------------|-------------------------|-------------------------|-------------------------|-------------------------|-------------------------|------------------|------------------|
| SPECIFIED OWNER OCCUPIED <sup>1</sup> --CONTINUED                           |        |                       |                         |                         |                         |                         |                         |                         |                         |                         |                  |                  |
| OVERALL OPINION OF STRUCTURE  |        |                       |                         |                         |                         |                         |                         |                         |                         |                         |                  |                  |
| EXCELLENT . . . . .   | 28 600 | 2 000                 | 6 900                   | 3 400                   | 3 700                   | 3 300                   | 2 500                   | 2 400                   | 500                     | 1 400                   | 2 500            | 27700            |
| GOOD . . . . .  | 51 500 | 6 600                 | 15 600                  | 9 700                   | 6 000                   | 6 500                   | 3 600                   | 1 800                   | 500                     | 1 300                   | -                | 21800            |
| FAIR . . . . .  | 26 400 | 6 900                 | 9 700                   | 3 400                   | 2 900                   | 1 400                   | 600                     | 1 300                   | -                       | 200                     | -                | 16500            |
| POOR . . . . .  | 4 000  | 1 300                 | 1 900                   | 300                     | 300                     | -                       | -                       | 200                     | -                       | -                       | -                | 13800            |
| NOT REPORTED . . . . .  | 600    | -                     | 200                     | -                       | -                       | 300                     | -                       | -                       | 200                     | -                       | -                | ...              |

<sup>1</sup>LIMITED TO 1-FAMILY HOMES ON LESS THAN 10 ACRES AND NO BUSINESS ON PROPERTY.

TABLE B-7. VALUE OF OWNER OCCUPIED HOUSING UNITS BY FAILURES IN PLUMBING FACILITIES AND EQUIPMENT: 1976  
(DATA BASED ON SAMPLE, SEE TEXT. FOR MINIMUM BASE FOR DERIVED FIGURES (PERCENT, MEDIAN, ETC.) AND MEANING OF SYMBOLS, SEE TEXT)

| STANDARD METROPOLITAN STATISTICAL AREA<br>BALTIMORE, MD.<br>IN CENTRAL CITY | TOTAL   | LESS THAN<br>\$10,000 | \$10,000 TO<br>\$19,999 | \$20,000 TO<br>\$24,999 | \$25,000 TO<br>\$29,999 | \$30,000 TO<br>\$34,999 | \$35,000 TO<br>\$39,999 | \$40,000 TO<br>\$49,999 | \$50,000 TO<br>\$59,999 | \$60,000 TO<br>\$74,999 | \$75,000 OR MORE | MEDIAN (DOLLARS) |
|---|---------|-----------------------|-------------------------|-------------------------|-------------------------|-------------------------|-------------------------|-------------------------|-------------------------|-------------------------|------------------|------------------|
| SPECIFIED OWNER OCCUPIED <sup>1</sup> . . . . .                             |         |                       |                         |                         |                         |                         |                         |                         |                         |                         |                  |                  |
| UNITS OCCUPIED 3 MONTHS OR LONGER . . . . .                                 | 109 800 | 16 600                | 34 000                  | 16 700                  | 12 500                  | 11 300                  | 6 700                   | 5 500                   | 1 200                   | 2 900                   | 2 500            | 21300            |
| WATER SUPPLY  |         |                       |                         |                         |                         |                         |                         |                         |                         |                         |                  |                  |
| WITH PIPED WATER INSIDE STRUCTURE . . . . .                                 | 109 800 | 16 600                | 34 000                  | 16 700                  | 12 500                  | 11 300                  | 6 700                   | 5 500                   | 1 200                   | 2 900                   | 2 500            | 21300            |
| NO BREAKDOWNS . . . . .   | 106 400 | 15 700                | 32 800                  | 15 700                  | 12 300                  | 11 200                  | 6 700                   | 5 400                   | 1 200                   | 2 900                   | 2 500            | 21500            |
| WITH BREAKDOWNS . . . . .   | 2 800   | 800                   | 800                     | 800                     | 200                     | 200                     | -                       | -                       | -                       | -                       | -                | ...              |
| UNUSABLE 6 CONSECUTIVE HOURS OR LONGER:                                     |         |                       |                         |                         |                         |                         |                         |                         |                         |                         |                  |                  |
| 1 TIME . . . . .  | 2 100   | 600                   | 600                     | 600                     | 200                     | -                       | -                       | -                       | -                       | -                       | -                | ...              |
| 2 TIMES . . . . .   | 400     | 200                   | 200                     | 200                     | -                       | -                       | -                       | -                       | -                       | -                       | -                | ...              |
| 3 TIMES OR MORE . . . . .   | 300     | -                     | -                       | 200                     | -                       | 200                     | -                       | -                       | -                       | -                       | -                | ...              |
| NOT REPORTED . . . . .  | -       | -                     | -                       | -                       | -                       | -                       | -                       | -                       | -                       | -                       | -                | ...              |
| DON'T KNOW . . . . .  | 200     | -                     | -                       | 200                     | -                       | -                       | -                       | -                       | -                       | -                       | -                | ...              |
| NOT REPORTED . . . . .  | 500     | -                     | 300                     | -                       | -                       | -                       | -                       | 200                     | -                       | -                       | -                | ...              |
| REASON FOR BREAKDOWN:   |         |                       |                         |                         |                         |                         |                         |                         |                         |                         |                  |                  |
| PROBLEMS INSIDE BUILDING . . . . .  | 1 100   | 300                   | 200                     | 300                     | 200                     | 200                     | -                       | -                       | -                       | -                       | -                | ...              |
| PROBLEMS OUTSIDE BUILDING . . . . .   | 1 500   | 500                   | 700                     | 300                     | -                       | -                       | -                       | -                       | -                       | -                       | -                | ...              |
| NOT REPORTED . . . . .  | 200     | -                     | -                       | 200                     | -                       | -                       | -                       | -                       | -                       | -                       | -                | ...              |
| NO PIPED WATER INSIDE STRUCTURE . . . . .                                   | -       | -                     | -                       | -                       | -                       | -                       | -                       | -                       | -                       | -                       | -                | ...              |
| SEWAGE DISPOSAL   |         |                       |                         |                         |                         |                         |                         |                         |                         |                         |                  |                  |
| WITH PUBLIC SEWER, SEPTIC TANK, OR CESSPOOL . . . . .                       | 109 800 | 16 600                | 34 000                  | 16 700                  | 12 500                  | 11 300                  | 6 700                   | 5 500                   | 1 200                   | 2 900                   | 2 500            | 21300            |
| NO BREAKDOWNS . . . . .   | 107 800 | 16 600                | 33 100                  | 16 400                  | 12 200                  | 11 000                  | 6 700                   | 5 500                   | 1 000                   | 2 900                   | 2 500            | 21300            |
| WITH BREAKDOWNS . . . . .   | 700     | -                     | 300                     | -                       | 200                     | -                       | -                       | -                       | 200                     | -                       | -                | ...              |
| UNUSABLE 6 CONSECUTIVE HOURS OR LONGER:                                     |         |                       |                         |                         |                         |                         |                         |                         |                         |                         |                  |                  |
| 1 TIME . . . . .  | 700     | -                     | 300                     | -                       | 200                     | -                       | -                       | -                       | 200                     | -                       | -                | ...              |
| 2 TIMES . . . . .   | -       | -                     | -                       | -                       | -                       | -                       | -                       | -                       | -                       | -                       | -                | ...              |
| 3 TIMES OR MORE . . . . .   | -       | -                     | -                       | -                       | -                       | -                       | -                       | -                       | -                       | -                       | -                | ...              |
| NOT REPORTED . . . . .  | -       | -                     | -                       | -                       | -                       | -                       | -                       | -                       | -                       | -                       | -                | ...              |
| DON'T KNOW . . . . .  | 200     | -                     | -                       | -                       | -                       | 200                     | -                       | -                       | -                       | -                       | -                | ...              |
| NOT REPORTED . . . . .  | 1 200   | -                     | 500                     | 300                     | 200                     | 200                     | -                       | -                       | -                       | -                       | -                | ...              |
| WITH CHEMICAL TOILET, PRIVY, OR OTHER MEANS . . . . .                       | -       | -                     | -                       | -                       | -                       | -                       | -                       | -                       | -                       | -                       | -                | ...              |
| FLUSH TOILET  |         |                       |                         |                         |                         |                         |                         |                         |                         |                         |                  |                  |
| WITH ALL PLUMBING FACILITIES . . . . .                                      | 109 600 | 16 600                | 33 800                  | 16 700                  | 12 500                  | 11 300                  | 6 700                   | 5 500                   | 1 200                   | 2 900                   | 2 500            | 21300            |
| WITH ONLY 1 FLUSH TOILET . . . . .  | 48 300  | 10 800                | 18 900                  | 8 200                   | 3 300                   | 2 800                   | 1 900                   | 1 300                   | 200                     | 500                     | 300              | 17100            |
| NO BREAKDOWNS IN FLUSH TOILET . . . . .                                     | 47 100  | 10 600                | 18 300                  | 7 900                   | 3 300                   | 2 800                   | 1 900                   | 1 300                   | 200                     | 500                     | 300              | 17100            |
| WITH BREAKDOWNS IN FLUSH TOILET . . . . .                                   | 900     | -                     | 600                     | 300                     | -                       | -                       | -                       | -                       | -                       | -                       | -                | ...              |
| UNUSABLE 6 CONSECUTIVE HOURS OR LONGER:                                     |         |                       |                         |                         |                         |                         |                         |                         |                         |                         |                  |                  |
| 1 TIME . . . . .  | 800     | -                     | 600                     | 200                     | -                       | -                       | -                       | -                       | -                       | -                       | -                | ...              |
| 2 TIMES . . . . .   | -       | -                     | -                       | -                       | -                       | -                       | -                       | -                       | -                       | -                       | -                | ...              |
| 3 TIMES . . . . .   | 200     | -                     | -                       | 200                     | -                       | -                       | -                       | -                       | -                       | -                       | -                | ...              |
| 4 TIMES OR MORE . . . . .   | -       | -                     | -                       | -                       | -                       | -                       | -                       | -                       | -                       | -                       | -                | ...              |
| NOT REPORTED . . . . .  | -       | -                     | -                       | -                       | -                       | -                       | -                       | -                       | -                       | -                       | -                | ...              |
| DON'T KNOW . . . . .  | 200     | 200                   | -                       | -                       | -                       | -                       | -                       | -                       | -                       | -                       | -                | ...              |
| NOT REPORTED . . . . .  | 200     | -                     | 200                     | -                       | -                       | -                       | -                       | -                       | -                       | -                       | -                | ...              |
| REASON FOR BREAKDOWN:   |         |                       |                         |                         |                         |                         |                         |                         |                         |                         |                  |                  |
| PROBLEMS INSIDE BUILDING . . . . .  | 200     | -                     | 200                     | -                       | -                       | -                       | -                       | -                       | -                       | -                       | -                | ...              |
| PROBLEMS OUTSIDE BUILDING . . . . .   | 800     | -                     | 500                     | 300                     | -                       | -                       | -                       | -                       | -                       | -                       | -                | ...              |
| NOT REPORTED . . . . .  | -       | -                     | -                       | -                       | -                       | -                       | -                       | -                       | -                       | -                       | -                | ...              |
| LACKING SOME OR ALL PLUMBING FACILITIES . . . . .                           | 200     | -                     | 200                     | -                       | -                       | -                       | -                       | -                       | -                       | -                       | -                | ...              |
| ELECTRIC FUSE BLOWOUTS  |         |                       |                         |                         |                         |                         |                         |                         |                         |                         |                  |                  |
| NO FUSE OR SWITCH BLOWOUTS . . . . .  | 97 700  | 15 100                | 30 900                  | 15 300                  | 11 200                  | 10 300                  | 5 700                   | 4 700                   | 500                     | 2 100                   | 1 800            | 20900            |
| WITH FUSE OR SWITCH BLOWOUTS . . . . .                                      | 11 600  | 1 500                 | 2 900                   | 1 300                   | 1 300                   | 1 000                   | 1 000                   | 800                     | 600                     | 700                     | 700              | 25800            |
| 1 TIME . . . . .  | 6 900   | 1 000                 | 1 900                   | 1 000                   | 300                     | 500                     | 600                     | 500                     | 200                     | 500                     | 500              | 23000            |
| 2 TIMES . . . . .   | 2 800   | 300                   | 200                     | 200                     | 700                     | 200                     | 300                     | 200                     | 500                     | 200                     | 200              | ...              |
| 3 TIMES OR MORE . . . . .   | 1 600   | 200                   | 600                     | 100                     | 300                     | 200                     | 200                     | 200                     | -                       | -                       | -                | ...              |
| NOT REPORTED . . . . .  | 300     | -                     | 200                     | -                       | -                       | 200                     | -                       | -                       | -                       | -                       | -                | ...              |
| DON'T KNOW . . . . .  | 500     | -                     | 200                     | 200                     | -                       | -                       | -                       | -                       | -                       | 200                     | -                | ...              |
| NOT REPORTED . . . . .  | -       | -                     | -                       | -                       | -                       | -                       | -                       | -                       | -                       | -                       | -                | ...              |
| UNITS OCCUPIED LAST WINTER . . . . .  |         |                       |                         |                         |                         |                         |                         |                         |                         |                         |                  |                  |
| HEATING EQUIPMENT . . . . .   | 108 500 | 16 400                | 33 900                  | 16 500                  | 12 200                  | 10 900                  | 6 500                   | 5 500                   | 1 200                   | 2 900                   | 2 500            | 21200            |
| WITH HEATING EQUIPMENT  |         |                       |                         |                         |                         |                         |                         |                         |                         |                         |                  |                  |
| NO BREAKDOWNS . . . . .   | 108 500 | 16 400                | 33 900                  | 16 500                  | 12 200                  | 10 900                  | 6 500                   | 5 500                   | 1 200                   | 2 900                   | 2 500            | 21200            |
| WITH BREAKDOWNS . . . . .   | 99 600  | 15 900                | 31 400                  | 15 000                  | 10 600                  | 9 700                   | 6 200                   | 5 100                   | 1 000                   | 2 600                   | 2 200            | 20900            |
| 1 TIME . . . . .  | 8 400   | 500                   | 2 400                   | 1 500                   | 1 600                   | 1 000                   | 300                     | 500                     | 200                     | 300                     | 200              | 24300            |
| 2 TIMES . . . . .   | 6 100   | 300                   | 1 600                   | 900                     | 900                     | 1 000                   | 300                     | 300                     | 200                     | 300                     | 200              | 25800            |
| 3 TIMES . . . . .   | 1 800   | 200                   | 600                     | 400                     | 600                     | -                       | -                       | -                       | -                       | -                       | -                | ...              |
| 4 TIMES OR MORE . . . . .   | 200     | -                     | 200                     | -                       | -                       | -                       | -                       | -                       | -                       | -                       | -                | ...              |
| NOT REPORTED . . . . .  | 300     | -                     | 200                     | -                       | 200                     | -                       | -                       | -                       | 200                     | -                       | -                | ...              |
| DON'T KNOW . . . . .  | 500     | -                     | 200                     | 200                     | -                       | 200                     | -                       | -                       | -                       | -                       | -                | ...              |
| NOT REPORTED . . . . .  | -       | -                     | -                       | -                       | -                       | -                       | -                       | -                       | -                       | -                       | -                | ...              |
| NO HEATING EQUIPMENT . . . . .  | 500     | -                     | 200                     | -                       | -                       | 200                     | -                       | -                       | -                       | -                       | 200              | ...              |

<sup>1</sup>LIMITED TO 1-FAMILY HOMES ON LESS THAN 10 ACRES AND NO BUSINESS ON PROPERTY.

TABLE B-7. VALUE OF OWNER OCCUPIED HOUSING UNITS BY FAILURES IN PLUMBING FACILITIES AND EQUIPMENT: 1976--CONTINUED  
(DATA BASED ON SAMPLE, SEE TEXT. FOR MINIMUM BASE FOR DERIVED FIGURES (PERCENT, MEDIAN, ETC.) AND MEANING OF SYMBOLS, SEE TEXT)

| STANDARD METROPOLITAN STATISTICAL AREA<br>BALTIMORE, MD.<br>IN CENTRAL CITY | TOTAL   | LESS THAN<br>\$10,000 | \$10,000 TO<br>\$19,999 | \$20,000 TO<br>\$24,999 | \$25,000 TO<br>\$29,999 | \$30,000 TO<br>\$34,999 | \$35,000 TO<br>\$39,999 | \$40,000 TO<br>\$49,999 | \$50,000 TO<br>\$59,999 | \$60,000 TO<br>\$74,999 | \$75,000 OR MORE | MEDIAN (DOLLARS) |
|---|---------|-----------------------|-------------------------|-------------------------|-------------------------|-------------------------|-------------------------|-------------------------|-------------------------|-------------------------|------------------|------------------|
| SPECIFIED OWNER OCCUPIED <sup>1</sup> --CONTINUED                           |         |                       |                         |                         |                         |                         |                         |                         |                         |                         |                  |                  |
| UNITS OCCUPIED LAST WINTER--CONTINUED                                       |         |                       |                         |                         |                         |                         |                         |                         |                         |                         |                  |                  |
| INSUFFICIENT HEAT   |         |                       |                         |                         |                         |                         |                         |                         |                         |                         |                  |                  |
| ADDITIONAL HEAT SOURCE:   |         |                       |                         |                         |                         |                         |                         |                         |                         |                         |                  |                  |
| WITH SPECIFIED HEATING EQUIPMENT <sup>2</sup> . . . . .                     | 107 800 | 15 900                | 33 800                  | 16 500                  | 12 200                  | 10 900                  | 6 500                   | 5 500                   | 1 200                   | 2 900                   | 2 500            | 21300            |
| NO ADDITIONAL HEAT SOURCE USED . . . . .                                    | 99 900  | 14 000                | 31 800                  | 16 200                  | 11 100                  | 10 000                  | 5 700                   | 5 200                   | 1 200                   | 2 400                   | 2 300            | 21300            |
| USED KITCHEN STOVE, FIREPLACE,<br>OR PORTABLE HEATER . . . . .              | 7 600   | 1 900                 | 1 900                   | 300                     | 1 100                   | 600                     | 800                     | 300                     | -                       | 500                     | -                | 19600            |
| NOT REPORTED . . . . .  | 300     | -                     | -                       | -                       | -                       | 200                     | -                       | -                       | -                       | -                       | 200              | ...              |
| LACKING SPECIFIED HEATING EQUIPMENT OR NONE . . . . .                       | 600     | 500                   | 200                     | -                       | -                       | -                       | -                       | -                       | -                       | -                       | -                | ...              |
| ROOMS LACKING SPECIFIED HEAT SOURCE:  |         |                       |                         |                         |                         |                         |                         |                         |                         |                         |                  |                  |
| WITH SPECIFIED HEATING EQUIPMENT <sup>2</sup> . . . . .                     | 107 800 | 15 900                | 33 800                  | 16 500                  | 12 200                  | 10 900                  | 6 500                   | 5 500                   | 1 200                   | 2 900                   | 2 500            | 21300            |
| NO ROOMS LACKING AIR DUCTS, REGISTERS,<br>RADIATORS, OR HEATERS . . . . .   | 89 800  | 11 600                | 27 300                  | 14 700                  | 10 100                  | 10 200                  | 5 400                   | 4 600                   | 1 000                   | 2 400                   | 2 500            | 22000            |
| ROOMS LACKING AIR DUCTS, REGISTERS, RADIATORS,<br>OR HEATERS . . . . .      | 18 000  | 4 300                 | 6 500                   | 1 800                   | 2 100                   | 600                     | 1 100                   | 1 000                   | 200                     | 500                     | -                | 17300            |
| 1 ROOM . . . . .  | 9 500   | 2 200                 | 3 200                   | 1 300                   | 1 000                   | 500                     | 700                     | 300                     | -                       | 300                     | -                | 17800            |
| 2 ROOMS . . . . .   | 4 200   | 1 000                 | 1 300                   | 300                     | 500                     | 200                     | 300                     | 200                     | -                       | -                       | -                | 18700            |
| 3 ROOMS OR MORE . . . . .   | 4 300   | 1 100                 | 1 900                   | 200                     | 600                     | -                       | 200                     | 200                     | -                       | 200                     | -                | 15400            |
| NOT REPORTED . . . . .  | -       | -                     | -                       | -                       | -                       | -                       | -                       | -                       | -                       | -                       | -                | ...              |
| LACKING SPECIFIED HEATING EQUIPMENT OR NONE . . . . .                       | 600     | 500                   | 200                     | -                       | -                       | -                       | -                       | -                       | -                       | -                       | -                | ...              |
| CLOSURE OF ROOMS:   |         |                       |                         |                         |                         |                         |                         |                         |                         |                         |                  |                  |
| WITH HEATING EQUIPMENT . . . . .  | 108 500 | 16 400                | 33 900                  | 16 500                  | 12 200                  | 10 900                  | 6 500                   | 5 500                   | 1 200                   | 2 900                   | 2 500            | 21200            |
| NO ROOMS CLOSED . . . . .   | 104 400 | 15 300                | 33 000                  | 16 500                  | 11 700                  | 10 700                  | 5 700                   | 5 500                   | 1 200                   | 2 700                   | 2 200            | 21200            |
| CLOSED CERTAIN ROOMS . . . . .  | 3 600   | 1 100                 | 800                     | -                       | 500                     | -                       | 800                     | -                       | -                       | 200                     | 200              | ...              |
| LIVING ROOM ONLY . . . . .  | -       | -                     | -                       | -                       | -                       | -                       | -                       | -                       | -                       | -                       | -                | ...              |
| DINING ROOM ONLY . . . . .  | -       | -                     | -                       | -                       | -                       | -                       | -                       | -                       | -                       | -                       | -                | ...              |
| 1 OR MORE BEDROOMS ONLY . . . . .   | 1 800   | 600                   | 600                     | -                       | 100                     | -                       | 200                     | -                       | -                       | -                       | 200              | ...              |
| OTHER ROOMS OR COMBINATION . . . . .  | 1 000   | 300                   | -                       | -                       | 200                     | -                       | 300                     | -                       | -                       | 200                     | -                | ...              |
| NOT REPORTED . . . . .  | 800     | 200                   | 200                     | -                       | 200                     | -                       | 300                     | -                       | -                       | -                       | -                | ...              |
| NOT REPORTED . . . . .  | 500     | -                     | 200                     | -                       | -                       | 200                     | -                       | -                       | -                       | -                       | 200              | ...              |
| NO HEATING EQUIPMENT . . . . .  | -       | -                     | -                       | -                       | -                       | -                       | -                       | -                       | -                       | -                       | -                | ...              |

<sup>1</sup>LIMITED TO 1-FAMILY HOMES ON LESS THAN 10 ACRES AND NO BUSINESS ON PROPERTY.  
<sup>2</sup>EXCLUDES ROOM HEATERS WITHOUT FLUE OR VENT, FIREPLACES, STOVES, AND PORTABLE HEATERS.

TABLE B-8. VALUE OF OWNER OCCUPIED HOUSING UNITS BY SELECTED NEIGHBORHOOD CHARACTERISTICS: 1976  
(DATA BASED ON SAMPLE, SEE TEXT. FOR MINIMUM BASE FOR DERIVED FIGURES (PERCENT, MEDIAN, ETC.) AND MEANING OF SYMBOLS, SEE TEXT)

| STANDARD METROPOLITAN STATISTICAL AREA<br>BALTIMORE, MD.<br>IN CENTRAL CITY | TOTAL  | LESS THAN<br>\$10,000 | \$10,000 TO<br>\$19,999 | \$20,000 TO<br>\$24,999 | \$25,000 TO<br>\$29,999 | \$30,000 TO<br>\$34,999 | \$35,000 TO<br>\$39,999 | \$40,000 TO<br>\$49,999 | \$50,000 TO<br>\$59,999 | \$60,000 TO<br>\$74,999 | \$75,000 OR MORE | MEDIAN (DOLLARS) |
|---|--------|-----------------------|-------------------------|-------------------------|-------------------------|-------------------------|-------------------------|-------------------------|-------------------------|-------------------------|------------------|------------------|
| SPECIFIED OWNER OCCUPIED <sup>1</sup> . . . . .                             |        |                       |                         |                         |                         |                         |                         |                         |                         |                         |                  |                  |
| NEIGHBORHOOD CONDITIONS AND WISH TO MOVE <sup>2</sup>                       |        |                       |                         |                         |                         |                         |                         |                         |                         |                         |                  |                  |
| NO STREET OR HIGHWAY NOISE . . . . .  | 66 500 | 9 700                 | 17 500                  | 10 000                  | 8 000                   | 8 000                   | 4 600                   | 3 200                   | 1 000                   | 2 100                   | 2 300            | 23000            |
| WITH STREET OR HIGHWAY NOISE . . . . .                                      | 44 100 | 7 100                 | 16 600                  | 6 800                   | 4 800                   | 3 300                   | 2 100                   | 2 400                   | -                       | 800                     | 200              | 19000            |
| BOTHERSOME TO RESPONDENT . . . . .  | 20 600 | 4 800                 | 6 400                   | 3 400                   | 1 500                   | 1 800                   | 1 000                   | 1 300                   | -                       | 500                     | -                | 18600            |
| WOULD LIKE TO MOVE . . . . .  | 6 400  | 2 100                 | 2 000                   | 700                     | 200                     | 700                     | 500                     | 300                     | -                       | -                       | -                | 15500            |
| WOULD NOT LIKE TO MOVE . . . . .  | 14 200 | 2 700                 | 4 300                   | 2 700                   | 1 300                   | 1 200                   | 500                     | 1 000                   | -                       | 500                     | -                | 20100            |
| NOT REPORTED . . . . .  | -      | -                     | -                       | -                       | -                       | -                       | -                       | -                       | -                       | -                       | -                | ...              |
| NOT BOTHERSOME TO RESPONDENT . . . . .                                      | 23 500 | 2 300                 | 10 200                  | 3 400                   | 3 400                   | 1 500                   | 1 200                   | 1 200                   | -                       | 300                     | 200              | 19300            |
| NOT REPORTED . . . . .  | -      | -                     | -                       | -                       | -                       | -                       | -                       | -                       | -                       | -                       | -                | ...              |
| NOT REPORTED . . . . .  | 500    | -                     | 200                     | -                       | -                       | 100                     | -                       | -                       | 200                     | -                       | -                | ...              |
| NO AIRPLANE TRAFFIC NOISE . . . . .   | 98 900 | 14 600                | 29 300                  | 15 400                  | 11 700                  | 10 900                  | 5 700                   | 5 500                   | 800                     | 2 600                   | 2 300            | 21800            |
| WITH AIRPLANE TRAFFIC NOISE . . . . .                                       | 11 900 | 2 100                 | 5 000                   | 1 400                   | 1 100                   | 500                     | 1 000                   | 200                     | 200                     | 300                     | 200              | 17700            |
| BOTHERSOME TO RESPONDENT . . . . .  | 2 100  | 200                   | 1 100                   | 200                     | 300                     | 100                     | 200                     | -                       | -                       | -                       | -                | ...              |
| WOULD LIKE TO MOVE . . . . .  | 600    | -                     | 300                     | 200                     | 200                     | -                       | -                       | -                       | -                       | -                       | -                | ...              |
| WOULD NOT LIKE TO MOVE . . . . .  | 1 400  | 200                   | 800                     | -                       | 200                     | 100                     | 200                     | -                       | -                       | -                       | -                | ...              |
| NOT REPORTED . . . . .  | -      | -                     | -                       | -                       | -                       | -                       | -                       | -                       | -                       | -                       | -                | ...              |
| NOT BOTHERSOME TO RESPONDENT . . . . .                                      | 9 700  | 2 000                 | 3 700                   | 1 300                   | 800                     | 300                     | 800                     | 200                     | 200                     | 300                     | 200              | 17800            |
| NOT REPORTED . . . . .  | 200    | -                     | 200                     | -                       | -                       | -                       | -                       | -                       | -                       | -                       | -                | ...              |
| NOT REPORTED . . . . .  | 300    | -                     | -                       | -                       | -                       | 100                     | -                       | -                       | 200                     | -                       | -                | ...              |
| NO HEAVY TRAFFIC . . . . .  | 68 500 | 9 000                 | 20 200                  | 10 500                  | 7 900                   | 8 400                   | 4 900                   | 2 900                   | 800                     | 2 100                   | 1 700            | 22400            |
| WITH HEAVY TRAFFIC . . . . .  | 42 100 | 7 700                 | 13 900                  | 6 300                   | 5 000                   | 2 900                   | 1 800                   | 2 800                   | 200                     | 800                     | 800              | 19600            |
| BOTHERSOME TO RESPONDENT . . . . .  | 16 300 | 3 300                 | 4 500                   | 2 400                   | 1 800                   | 1 200                   | 500                     | 1 500                   | 200                     | 500                     | 400              | 20600            |
| WOULD LIKE TO MOVE . . . . .  | 4 700  | 1 900                 | 900                     | 700                     | 300                     | 500                     | 200                     | 200                     | -                       | -                       | -                | 14600            |
| WOULD NOT LIKE TO MOVE . . . . .  | 11 600 | 1 400                 | 3 600                   | 1 800                   | 1 500                   | 700                     | 300                     | 1 300                   | 200                     | 500                     | 400              | 22300            |
| NOT REPORTED . . . . .  | -      | -                     | -                       | -                       | -                       | -                       | -                       | -                       | -                       | -                       | -                | ...              |
| NOT BOTHERSOME TO RESPONDENT . . . . .                                      | 25 700 | 4 400                 | 9 400                   | 3 700                   | 3 200                   | 1 800                   | 1 300                   | 1 300                   | -                       | 300                     | 300              | 19000            |
| NOT REPORTED . . . . .  | 200    | -                     | 200                     | -                       | -                       | -                       | -                       | -                       | -                       | -                       | -                | ...              |
| NOT REPORTED . . . . .  | 500    | -                     | 200                     | -                       | -                       | 100                     | -                       | -                       | 200                     | -                       | -                | ...              |
| NO STREETS IN NEED OF REPAIR . . . . .                                      | 92 400 | 14 500                | 26 600                  | 14 400                  | 10 400                  | 10 200                  | 5 900                   | 5 200                   | 800                     | 2 200                   | 2 200            | 21800            |
| WITH STREETS IN NEED OF REPAIR . . . . .                                    | 18 400 | 2 200                 | 7 700                   | 2 400                   | 2 400                   | 1 100                   | 800                     | 500                     | 200                     | 700                     | 300              | 19100            |
| BOTHERSOME TO RESPONDENT . . . . .  | 11 000 | 1 600                 | 4 300                   | 1 400                   | 1 300                   | 800                     | 600                     | 200                     | 200                     | 300                     | 200              | 19000            |
| WOULD LIKE TO MOVE . . . . .  | 2 700  | 500                   | 1 000                   | 300                     | 300                     | 500                     | 200                     | -                       | -                       | -                       | -                | ...              |
| WOULD NOT LIKE TO MOVE . . . . .  | 8 100  | 1 100                 | 3 200                   | 1 100                   | 1 000                   | 300                     | 500                     | 200                     | 200                     | 300                     | 200              | 19200            |
| NOT REPORTED . . . . .  | 200    | -                     | 200                     | -                       | -                       | -                       | -                       | -                       | -                       | -                       | -                | ...              |
| NOT BOTHERSOME TO RESPONDENT . . . . .                                      | 7 400  | 600                   | 3 400                   | 1 000                   | 1 100                   | 300                     | 200                     | 300                     | -                       | 300                     | 200              | 19100            |
| NOT REPORTED . . . . .  | -      | -                     | -                       | -                       | -                       | -                       | -                       | -                       | -                       | -                       | -                | ...              |
| NOT REPORTED . . . . .  | 300    | -                     | -                       | -                       | -                       | 100                     | -                       | -                       | 200                     | -                       | -                | ...              |
| NO ROADS IMPASSABLE . . . . .   | 88 700 | 13 700                | 26 600                  | 13 700                  | 10 400                  | 10 400                  | 5 700                   | 4 400                   | 800                     | 1 800                   | 1 200            | 21500            |
| WITH ROADS IMPASSABLE . . . . .   | 22 000 | 3 100                 | 7 700                   | 3 100                   | 2 400                   | 1 000                   | 1 000                   | 1 300                   | 200                     | 1 100                   | 1 300            | 20400            |
| BOTHERSOME TO RESPONDENT . . . . .  | 15 300 | 1 100                 | 5 000                   | 2 300                   | 2 300                   | 300                     | 800                     | 1 100                   | 200                     | 1 100                   | 1 100            | 23300            |
| WOULD LIKE TO MOVE . . . . .  | 2 300  | 700                   | 800                     | 200                     | 300                     | -                       | 200                     | 200                     | -                       | -                       | -                | ...              |
| WOULD NOT LIKE TO MOVE . . . . .  | 13 000 | 500                   | 4 200                   | 2 100                   | 2 000                   | 300                     | 600                     | 1 000                   | 200                     | 1 100                   | 1 100            | 24300            |
| NOT REPORTED . . . . .  | -      | -                     | -                       | -                       | -                       | -                       | -                       | -                       | -                       | -                       | -                | ...              |
| NOT BOTHERSOME TO RESPONDENT . . . . .                                      | 6 700  | 1 900                 | 2 700                   | 800                     | 200                     | 700                     | 200                     | 200                     | -                       | -                       | 200              | 15400            |
| NOT REPORTED . . . . .  | -      | -                     | -                       | -                       | -                       | -                       | -                       | -                       | -                       | -                       | -                | ...              |
| NOT REPORTED . . . . .  | 300    | -                     | -                       | -                       | -                       | 100                     | -                       | -                       | 200                     | -                       | -                | ...              |

<sup>1</sup>LIMITED TO 1-FAMILY HOMES ON LESS THAN 10 ACRES AND NO BUSINESS ON PROPERTY.  
<sup>2</sup>WISH TO MOVE RELATES ONLY TO RESPONDENTS' OPINION OF SPECIFIC CONDITIONS.

TABLE B-8. VALUE OF OWNER OCCUPIED HOUSING UNITS BY SELECTED NEIGHBORHOOD CHARACTERISTICS: 1976--CONTINUED

(DATA BASED ON SAMPLE, SEE TEXT. FOR MINIMUM BASE FOR DERIVED FIGURES (PERCENT, MEDIAN, ETC.) AND MEANING OF SYMBOLS, SEE TEXT)

| STANDARD METROPOLITAN STATISTICAL AREA<br>BALTIMORE, MD.<br>IN CENTRAL CITY | TOTAL   | LESS             | \$10,000       | \$20,000       | \$25,000       | \$30,000       | \$35,000       | \$40,000       | \$50,000       | \$60,000       | \$75,000   | MEDIAN<br>(DOLLARS) |
|---|---------|------------------|----------------|----------------|----------------|----------------|----------------|----------------|----------------|----------------|------------|---------------------|
|   |         | THAN<br>\$10,000 | TO<br>\$19,999 | TO<br>\$24,999 | TO<br>\$29,999 | TO<br>\$34,999 | TO<br>\$39,999 | TO<br>\$49,999 | TO<br>\$59,999 | TO<br>\$74,999 | OR<br>MORE |                     |
| SPECIFIED OWNER OCCUPIED <sup>1</sup> --CON.                                |         |                  |                |                |                |                |                |                |                |                |            |                     |
| NEIGHBORHOOD CONDITIONS AND WISH TO MOVE <sup>2</sup> --CON.                |         |                  |                |                |                |                |                |                |                |                |            |                     |
| NO OCCUPIED HOUSING IN RUNDOWN CONDITION                                    | 91 900  | 12 500           | 27 700         | 13 800         | 10 900         | 10 000         | 5 600          | 5 000          | 1 000          | 2 900          | 2 500      | 22100               |
| WITH OCCUPIED HOUSING IN RUNDOWN CONDITION                                  | 18 200  | 3 800            | 6 300          | 3 000          | 1 900          | 1 300          | 1 100          | 600            | -              | -              | -          | 18400               |
| BOTHERSOME TO RESPONDENT  | 12 500  | 1 900            | 4 600          | 2 200          | 1 800          | 800            | 900            | 200            | -              | -              | -          | 19400               |
| WOULD LIKE TO MOVE  | 4 200   | 300              | 1 600          | 800            | 1 100          | -              | 200            | 200            | -              | -              | -          | 20900               |
| WOULD NOT LIKE TO MOVE  | 8 300   | 1 600            | 3 000          | 1 400          | 700            | 800            | 800            | -              | -              | -              | -          | 18600               |
| NOT REPORTED  | -       | -                | -              | -              | -              | -              | -              | -              | -              | -              | -          | -                   |
| NOT BOTHERSOME TO RESPONDENT  | 5 600   | 1 900            | 1 600          | 800            | 200            | 500            | 100            | 500            | -              | -              | -          | 15400               |
| NOT REPORTED  | 1 000   | 300              | 300            | -              | -              | -              | -              | -              | -              | -              | -          | -                   |
| NOT REPORTED  | -       | -                | -              | -              | -              | 100            | -              | -              | 200            | -              | -          | ...                 |
| NO COMMERCIAL OR NONRESIDENTIAL ACTIVITIES                                  | 87 100  | 12 900           | 23 800         | 12 300         | 10 400         | 10 100         | 6 300          | 5 000          | 1 000          | 2 700          | 2 500      | 22800               |
| WITH COMMERCIAL OR NONRESIDENTIAL ACTIVITIES                                | 23 400  | 3 800            | 10 500         | 4 400          | 2 800          | 1 300          | 300            | 700            | -              | -              | -          | 17500               |
| BOTHERSOME TO RESPONDENT  | 5 400   | 600              | 2 400          | 800            | 700            | 700            | -              | 200            | -              | -              | -          | 18500               |
| WOULD LIKE TO MOVE  | 1 800   | 300              | 500            | 300            | 500            | 200            | -              | -              | -              | -              | -          | ...                 |
| WOULD NOT LIKE TO MOVE  | 3 600   | 300              | 1 900          | 500            | 200            | 500            | -              | 200            | -              | -              | -          | ...                 |
| NOT REPORTED  | -       | -                | -              | -              | -              | -              | -              | -              | -              | -              | -          | ...                 |
| NOT BOTHERSOME TO RESPONDENT  | 17 800  | 3 200            | 8 000          | 3 400          | 1 800          | 600            | 300            | 500            | -              | -              | -          | 17100               |
| NOT REPORTED  | 200     | -                | -              | -              | -              | -              | -              | -              | -              | -              | -          | ...                 |
| NOT REPORTED  | 600     | -                | -              | 100            | -              | 100            | -              | -              | 200            | 200            | -          | ...                 |
| NO ODORS, SMOKE, OR GAS   | 93 200  | 13 900           | 27 100         | 13 900         | 11 600         | 10 700         | 5 800          | 4 500          | 1 000          | 2 600          | 2 200      | 22000               |
| WITH ODORS, SMOKE, OR GAS   | 17 600  | 2 900            | 7 200          | 2 900          | 1 300          | 600            | 800            | 1 200          | -              | 300            | 300        | 18200               |
| BOTHERSOME TO RESPONDENT  | 13 000  | 2 400            | 4 800          | 2 300          | 1 100          | 600            | 600            | 800            | -              | 200            | 200        | 18600               |
| WOULD LIKE TO MOVE  | 4 500   | 800              | 1 700          | 800            | 600            | 200            | 300            | -              | -              | -              | -          | 18300               |
| WOULD NOT LIKE TO MOVE  | 8 500   | 1 600            | 3 000          | 1 500          | 500            | 500            | 300            | 800            | -              | 200            | 200        | 18800               |
| NOT REPORTED  | -       | -                | -              | -              | -              | -              | -              | -              | -              | -              | -          | -                   |
| NOT BOTHERSOME TO RESPONDENT  | 4 500   | 500              | 2 400          | 600            | 200            | -              | 200            | 300            | -              | 200            | 200        | 17400               |
| NOT REPORTED  | 300     | -                | -              | -              | -              | -              | -              | -              | -              | -              | -          | ...                 |
| NOT REPORTED  | -       | -                | -              | -              | -              | 100            | -              | -              | 200            | -              | -          | ...                 |
| ADEQUATE STREET LIGHTS  | 104 600 | 15 600           | 33 000         | 16 000         | 12 400         | 10 400         | 6 300          | 5 300          | 1 000          | 2 100          | 2 300      | 21100               |
| INADEQUATE STREET LIGHTS  | 6 100   | 1 100            | 1 100          | 800            | 500            | 1 000          | 300            | 300            | -              | 800            | 200        | 25200               |
| BOTHERSOME TO RESPONDENT  | 3 800   | 300              | 800            | 600            | 300            | 600            | 200            | 300            | -              | 600            | -          | 27200               |
| WOULD LIKE TO MOVE  | 800     | 100              | 500            | -              | 200            | -              | -              | -              | -              | -              | -          | ...                 |
| WOULD NOT LIKE TO MOVE  | 3 000   | 200              | 300            | 600            | 200            | 600            | 200            | 300            | -              | 600            | -          | ...                 |
| NOT REPORTED  | -       | -                | -              | -              | -              | -              | -              | -              | -              | -              | -          | ...                 |
| NOT BOTHERSOME TO RESPONDENT  | 2 300   | 800              | 300            | 200            | 200            | 300            | 200            | -              | -              | 200            | 200        | ...                 |
| NOT REPORTED  | 500     | -                | 200            | -              | -              | -              | -              | -              | 200            | -              | -          | ...                 |
| NOT REPORTED  | -       | -                | -              | -              | -              | 100            | -              | -              | -              | -              | -          | ...                 |
| NO NEIGHBORHOOD CRIME   | 84 900  | 11 700           | 24 600         | 13 900         | 10 000         | 9 700          | 5 900          | 3 900          | 700            | 2 400          | 2 200      | 22200               |
| WITH NEIGHBORHOOD CRIME   | 25 700  | 5 000            | 9 700          | 2 900          | 2 700          | 1 600          | 800            | 1 800          | 300            | 500            | 300        | 18100               |
| BOTHERSOME TO RESPONDENT  | 19 100  | 3 100            | 6 600          | 2 400          | 2 400          | 1 500          | 700            | 1 500          | 300            | 300            | 300        | 19800               |
| WOULD LIKE TO MOVE  | 5 800   | 900              | 2 500          | 500            | 1 100          | 500            | 300            | -              | -              | -              | -          | 17900               |
| WOULD NOT LIKE TO MOVE  | 13 300  | 2 100            | 4 100          | 2 000          | 1 300          | 1 000          | 300            | 1 500          | 300            | 300            | 300        | 21100               |
| NOT REPORTED  | -       | -                | -              | -              | -              | -              | -              | -              | -              | -              | -          | -                   |
| NOT BOTHERSOME TO RESPONDENT  | 6 600   | 1 900            | 3 100          | 500            | 300            | 200            | 100            | 300            | -              | 200            | -          | 14400               |
| NOT REPORTED  | 500     | -                | -              | -              | -              | -              | -              | -              | -              | -              | -          | ...                 |
| NOT REPORTED  | -       | -                | -              | -              | 100            | 100            | -              | -              | 200            | -              | -          | ...                 |
| NO TRASH, LITTER, OR JUNK   | 81 700  | 9 500            | 23 400         | 13 900         | 9 000          | 9 700          | 5 500          | 4 700          | 1 000          | 2 400          | 2 500      | 22900               |
| WITH TRASH, LITTER, OR JUNK   | 28 800  | 6 900            | 10 900         | 2 900          | 3 900          | 1 600          | 1 100          | 1 000          | -              | 500            | -          | 16900               |
| BOTHERSOME TO RESPONDENT  | 22 000  | 4 800            | 8 000          | 2 800          | 3 200          | 1 500          | 800            | 600            | -              | 300            | -          | 17800               |
| WOULD LIKE TO MOVE  | 6 900   | 1 400            | 2 900          | 800            | 1 300          | -              | 300            | 200            | -              | -              | -          | 17000               |
| WOULD NOT LIKE TO MOVE  | 15 100  | 3 400            | 5 100          | 1 900          | 1 900          | 1 500          | 500            | 500            | -              | 300            | -          | 18200               |
| NOT REPORTED  | -       | -                | -              | -              | -              | -              | -              | -              | -              | -              | -          | -                   |
| NOT BOTHERSOME TO RESPONDENT  | 6 600   | 2 100            | 2 900          | 200            | 500            | 100            | 300            | 300            | -              | 200            | -          | 14200               |
| NOT REPORTED  | 200     | -                | -              | -              | 200            | -              | -              | -              | -              | -              | -          | ...                 |
| NOT REPORTED  | 600     | 300              | -              | -              | -              | 100            | -              | -              | 200            | -              | -          | ...                 |
| NO BOARDED UP OR ABANDONED STRUCTURES                                       | 98 500  | 12 400           | 30 300         | 15 500         | 11 700         | 10 700         | 6 300          | 5 200          | 1 000          | 2 700          | 2 500      | 22100               |
| WITH BOARDED UP OR ABANDONED STRUCTURES                                     | 12 300  | 4 300            | 4 000          | 1 300          | 1 100          | 600            | 300            | 500            | -              | 200            | -          | 14700               |
| BOTHERSOME TO RESPONDENT  | 7 000   | 2 800            | 2 200          | 1 000          | 1 000          | 200            | 300            | 200            | -              | -              | -          | 13000               |
| WOULD LIKE TO MOVE  | 2 500   | 900              | 800            | 300            | 200            | -              | -              | 200            | -              | -              | -          | ...                 |
| WOULD NOT LIKE TO MOVE  | 4 500   | 1 900            | 1 400          | 700            | 200            | 200            | 200            | -              | -              | -              | -          | 12300               |
| NOT REPORTED  | -       | -                | -              | -              | -              | -              | -              | -              | -              | -              | -          | -                   |
| NOT BOTHERSOME TO RESPONDENT  | 5 300   | 1 500            | 1 800          | 300            | 800            | 500            | -              | 300            | -              | 200            | -          | 16700               |
| NOT REPORTED  | 300     | -                | -              | -              | -              | -              | -              | -              | -              | -              | -          | ...                 |
| NOT REPORTED  | -       | -                | -              | -              | -              | 100            | -              | -              | 200            | -              | -          | ...                 |
| NEIGHBORHOOD SERVICES   |         |                  |                |                |                |                |                |                |                |                |            |                     |
| ADEQUATE NEIGHBORHOOD SERVICES  | 77 800  | 12 300           | 24 400         | 11 600         | 9 500          | 8 000          | 4 600          | 3 200          | 500            | 1 800          | 2 000      | 21000               |
| INADEQUATE NEIGHBORHOOD SERVICES <sup>3</sup>                               | 33 000  | 4 500            | 9 900          | 5 200          | 3 400          | 3 400          | 2 100          | 2 500          | 500            | 1 100          | 500        | 22000               |
| PUBLIC TRANSPORTATION   | 6 000   | 500              | 1 000          | 1 100          | 1 300          | 800            | 700            | 300            | -              | 300            | -          | 26600               |
| SCHOOLS   | 5 600   | 300              | 1 600          | 1 000          | 300            | -              | 300            | 1 000          | 200            | 500            | 300        | 24300               |
| SHOPPING  | 14 000  | 1 800            | 4 800          | 1 400          | 1 400          | 1 600          | 900            | 1 000          | 300            | 600            | 200        | 21600               |
| POLICE PROTECTION   | 9 100   | 1 600            | 3 200          | 1 600          | 1 000          | 600            | 600            | 300            | -              | 200            | -          | 19200               |
| FIRE PROTECTION   | 600     | -                | 300            | -              | 200            | -              | 200            | -              | -              | -              | -          | ...                 |
| HOSPITALS OR HEALTH CLINICS   | 10 400  | 1 600            | 3 300          | 2 000          | 800            | 1 500          | 500            | 300            | 200            | 300            | -          | 20700               |
| DON'T KNOW  | -       | -                | -              | -              | -              | -              | -              | -              | -              | -              | -          | -                   |
| NOT REPORTED  | 300     | -                | -              | -              | -              | 100            | -              | -              | 200            | -              | -          | ...                 |
| NEIGHBORHOOD SERVICES AND WISH TO MOVE <sup>4</sup>                         |         |                  |                |                |                |                |                |                |                |                |            |                     |
| WITH INADEQUATE SERVICE   | 33 000  | 4 500            | 9 900          | 5 200          | 3 400          | 3 400          | 2 100          | 2 500          | 500            | 1 100          | 500        | 22000               |
| HOUSEHOLD WOULD LIKE TO MOVE <sup>5</sup>                                   | 4 800   | 600              | 1 800          | 800            | 500            | -              | 500            | 500            | -              | 200            | -          | 20100               |
| BECAUSE OF PUBLIC TRANSPORTATION  | 500     | 200              | -              | 200            | -              | -              | -              | -              | -              | -              | -          | ...                 |
| BECAUSE OF SCHOOLS  | 1 900   | 200              | 600            | 500            | 200            | -              | 200            | 200            | -              | 200            | -          | ...                 |
| BECAUSE OF SHOPPING   | 1 400   | 100              | 600            | 300            | 100            | -              | 200            | -              | -              | -              | -          | ...                 |
| BECAUSE OF POLICE PROTECTION  | 2 200   | 500              | 900            | 300            | 200            | -              | 200            | 200            | -              | -              | -          | ...                 |
| BECAUSE OF FIRE PROTECTION  | -       | -                | -              | -              | -              | -              | -              | -              | -              | -              | -          | ...                 |
| BECAUSE OF HOSPITALS OR HEALTH CLINICS                                      | 1 000   | -                | 600            | 200            | 100            | -              | -              | -              | -              | -              | -          | ...                 |
| HOUSEHOLD WOULD NOT LIKE TO MOVE  | 26 900  | 3 700            | 8 100          | 4 100          | 2 600          | 3 400          | 1 500          | 1 800          | 500            | 800            | 500        | 22000               |
| NOT REPORTED  | 1 300   | 200              | -              | 300            | 300            | -              | 200            | 200            | -              | 200            | -          | ...                 |
| WITH ADEQUATE SERVICE   | 77 800  | 12 300           | 24 400         | 11 600         | 9 500          | 8 000          | 4 600          | 3 200          | 500            | 1 800          | 2 000      | 21000               |
| NOT REPORTED  | 300     | -                | -              | -              | -              | 100            | -              | -              | 200            | -              | -          | ...                 |

<sup>1</sup>LIMITED TO 1-FAMILY HOMES ON LESS THAN 10 ACRES AND NO BUSINESS ON PROPERTY.  
<sup>2</sup>WISH TO MOVE RELATES ONLY TO RESPONDENTS' OPINION OF SPECIFIC CONDITIONS.  
<sup>3</sup>FIGURES WILL NOT ADD TO TOTAL BECAUSE MORE THAN ONE INADEQUATE SERVICE WAS REPORTED FOR THE SAME UNIT.  
<sup>4</sup>WISH TO MOVE RELATES ONLY TO RESPONDENTS' OPINION OF SPECIFIC SERVICES.

TABLE B-8. VALUE OF OWNER OCCUPIED HOUSING UNITS BY SELECTED NEIGHBORHOOD CHARACTERISTICS: 1976--CONTINUED  
(DATA BASED ON SAMPLE, SEE TEXT. FOR MINIMUM BASE FOR DERIVED FIGURES (PERCENT, MEDIAN, ETC.) AND MEANING OF SYMBOLS, SEE TEXT)

| STANDARD METROPOLITAN STATISTICAL AREA<br>BALTIMORE, MD.<br>IN CENTRAL CITY | TOTAL  | LESS<br>THAN<br>\$10,000 | \$10,000<br>TO<br>\$19,999 | \$20,000<br>TO<br>\$24,999 | \$25,000<br>TO<br>\$29,999 | \$30,000<br>TO<br>\$34,999 | \$35,000<br>TO<br>\$39,999 | \$40,000<br>TO<br>\$49,999 | \$50,000<br>TO<br>\$59,999 | \$60,000<br>TO<br>\$74,999 | \$75,000<br>OR<br>MORE | MEDIAN<br>(DOL-<br>LARS) |
|---|--------|--------------------------|----------------------------|----------------------------|----------------------------|----------------------------|----------------------------|----------------------------|----------------------------|----------------------------|------------------------|--------------------------|
| SPECIFIED OWNER OCCUPIED <sup>1</sup> --CONTINUED                           |        |                          |                            |                            |                            |                            |                            |                            |                            |                            |                        |                          |
| OVERALL OPINION OF NEIGHBORHOOD   |        |                          |                            |                            |                            |                            |                            |                            |                            |                            |                        |                          |
| EXCELLENT . . . . .   | 28 600 | 2 000                    | 6 900                      | 3 400                      | 3 700                      | 3 300                      | 2 500                      | 2 400                      | 500                        | 1 400                      | 2 500                  | 27700                    |
| GOOD . . . . .  | 51 500 | 6 600                    | 15 600                     | 9 700                      | 6 000                      | 6 500                      | 3 600                      | 1 800                      | 500                        | 1 300                      | -                      | 21800                    |
| FAIR . . . . .  | 26 400 | 6 900                    | 9 700                      | 3 400                      | 2 900                      | 1 400                      | 600                        | 1 300                      | -                          | 200                        | -                      | 16500                    |
| POOR . . . . .  | 4 000  | 1 300                    | 1 900                      | 300                        | 300                        | -                          | -                          | 200                        | -                          | -                          | -                      | 13800                    |
| NOT REPORTED . . . . .  | 600    | -                        | 200                        | -                          | -                          | 300                        | -                          | -                          | 200                        | -                          | -                      | ...                      |
| HOUSEHOLD WOULD LIKE TO MOVE  |        |                          |                            |                            |                            |                            |                            |                            |                            |                            |                        |                          |
| EXCELLENT . . . . .   | 16 800 | 3 700                    | 6 400                      | 1 800                      | 2 400                      | 1 100                      | 1 100                      | 300                        | -                          | -                          | -                      | 17400                    |
| GOOD . . . . .  | 1 500  | 300                      | 300                        | 300                        | -                          | 200                        | 300                        | -                          | -                          | -                          | -                      | ...                      |
| FAIR . . . . .  | 4 200  | 500                      | 1 500                      | 800                        | 500                        | 600                        | 300                        | -                          | -                          | -                          | -                      | 21000                    |
| POOR . . . . .  | 8 500  | 2 100                    | 3 400                      | 500                        | 1 600                      | 300                        | 500                        | 200                        | -                          | -                          | -                      | 14000                    |
| NOT REPORTED . . . . .  | 2 700  | 800                      | 1 300                      | 200                        | 300                        | -                          | -                          | 200                        | -                          | -                          | -                      | ...                      |
| HOUSEHOLD WOULD NOT LIKE TO MOVE  |        |                          |                            |                            |                            |                            |                            |                            |                            |                            |                        |                          |
| EXCELLENT . . . . .   | 93 900 | 13 100                   | 27 900                     | 15 100                     | 10 400                     | 10 200                     | 5 500                      | 5 400                      | 1 000                      | 2 900                      | 2 500                  | 22000                    |
| GOOD . . . . .  | 27 100 | 1 700                    | 6 600                      | 3 100                      | 3 700                      | 3 100                      | 2 100                      | 2 400                      | 500                        | 1 400                      | -                      | 28000                    |
| FAIR . . . . .  | 47 300 | 6 100                    | 14 200                     | 8 900                      | 5 500                      | 5 900                      | 3 200                      | 1 800                      | 500                        | 1 300                      | -                      | 21900                    |
| POOR . . . . .  | 17 900 | 4 800                    | 6 300                      | 2 900                      | 1 300                      | 1 100                      | 200                        | 1 200                      | -                          | 200                        | -                      | 16500                    |
| NOT REPORTED . . . . .  | 1 300  | 500                      | 600                        | 200                        | -                          | -                          | -                          | -                          | -                          | -                          | -                      | ...                      |
| NOT REPORTED . . . . .  | 300    | -                        | 200                        | -                          | -                          | 200                        | -                          | -                          | -                          | -                          | -                      | ...                      |
| NOT REPORTED . . . . .  | 300    | -                        | -                          | -                          | -                          | 100                        | -                          | -                          | 200                        | -                          | -                      | ...                      |

<sup>1</sup>LIMITED TO 1-FAMILY HOMES ON LESS THAN 10 ACRES AND NO BUSINESS ON PROPERTY.

TABLE B-9. GROSS RENT OF RENTER OCCUPIED HOUSING UNITS BY OCCUPANCY AND UTILIZATION CHARACTERISTICS AND SERVICES AVAILABLE: 1976  
(DATA BASED ON SAMPLE, SEE TEXT. FOR MINIMUM BASE FOR DERIVED FIGURES (PERCENT, MEDIAN, ETC.) AND MEANING OF SYMBOLS, SEE TEXT)

| STANDARD METROPOLITAN STATISTICAL AREA<br>BALTIMORE, MD.<br>IN CENTRAL CITY | TOTAL   | LESS<br>THAN<br>\$70 | \$70<br>TO<br>\$99 | \$100<br>TO<br>\$124 | \$125<br>TO<br>\$149 | \$150<br>TO<br>\$174 | \$175<br>TO<br>\$199 | \$200<br>TO<br>\$249 | \$250<br>TO<br>\$349 | \$350<br>OR<br>MORE | NO<br>CASH<br>RENT | MEDIAN<br>(DOL-<br>LARS) |
|---|---------|----------------------|--------------------|----------------------|----------------------|----------------------|----------------------|----------------------|----------------------|---------------------|--------------------|--------------------------|
| SPECIFIED RENTER OCCUPIED <sup>1</sup>                                      |         |                      |                    |                      |                      |                      |                      |                      |                      |                     |                    |                          |
| DURATION OF OCCUPANCY   |         |                      |                    |                      |                      |                      |                      |                      |                      |                     |                    |                          |
| HOUSEHOLD HEAD LIVED HERE:  |         |                      |                    |                      |                      |                      |                      |                      |                      |                     |                    |                          |
| LESS THAN 3 MONTHS . . . . .  | 10 800  | 200                  | 1 100              | 1 300                | 1 300                | 2 300                | 1 800                | 1 600                | 1 000                | 300                 | -                  | 167                      |
| 3 MONTHS OR LONGER . . . . .  | 135 900 | 10 900               | 9 700              | 20 000               | 18 000               | 22 900               | 18 800               | 24 200               | 7 600                | 1 800               | 1 900              | 159                      |
| LIVED HERE LAST WINTER . . . . .  | 124 400 | 10 400               | 9 200              | 18 800               | 16 600               | 20 200               | 16 700               | 22 000               | 6 800                | 1 800               | 1 700              | 157                      |
| CONDITION OF KITCHEN FACILITIES   |         |                      |                    |                      |                      |                      |                      |                      |                      |                     |                    |                          |
| WITH COMPLETE KITCHEN FACILITIES . . . . .                                  | 143 500 | 10 400               | 9 000              | 21 300               | 18 900               | 25 000               | 20 400               | 25 800               | 8 600                | 2 100               | 1 800              | 161                      |
| ALL USABLE . . . . .  | 140 300 | 10 100               | 8 400              | 21 200               | 18 400               | 23 900               | 20 100               | 25 700               | 8 600                | 2 100               | 1 800              | 161                      |
| 1 OR MORE NOT USABLE . . . . .  | 3 000   | 200                  | 600                | 200                  | 500                  | 1 100                | 300                  | 200                  | -                    | -                   | -                  | ...                      |
| NOT REPORTED . . . . .  | 200     | 200                  | -                  | -                    | -                    | -                    | -                    | -                    | -                    | -                   | -                  | ...                      |
| LACKING COMPLETE KITCHEN FACILITIES . . . . .                               | 3 200   | 600                  | 1 800              | -                    | 300                  | 200                  | 100                  | -                    | -                    | -                   | 200                | ...                      |
| BEDROOMS  |         |                      |                    |                      |                      |                      |                      |                      |                      |                     |                    |                          |
| NONE AND 1 . . . . .  | 51 000  | 4 900                | 6 100              | 10 200               | 9 700                | 9 200                | 5 200                | 3 900                | 1 000                | 700                 | 200                | 135                      |
| 2 OR MORE . . . . .   | 95 700  | 6 200                | 4 800              | 11 100               | 9 600                | 16 000               | 15 400               | 21 900               | 7 500                | 1 500               | 1 800              | 173                      |
| NONE LACKING PRIVACY . . . . .  | 72 500  | 5 400                | 3 000              | 5 400                | 5 400                | 11 400               | 13 000               | 19 600               | 6 400                | 1 300               | 1 400              | 184                      |
| 1 OR MORE LACKING PRIVACY . . . . .   | 23 000  | 800                  | 1 700              | 5 700                | 4 100                | 4 400                | 2 400                | 2 300                | 1 100                | 200                 | 300                | 143                      |
| PRIVACY NOT REPORTED . . . . .  | 200     | -                    | -                  | -                    | -                    | 200                  | -                    | -                    | -                    | -                   | -                  | ...                      |
| 3-OR-MORE-PERSON HOUSEHOLDS . . . . .                                       | 58 700  | 3 900                | 1 900              | 5 700                | 6 900                | 9 000                | 11 000               | 14 000               | 5 300                | 300                 | 600                | 178                      |
| NO BEDROOMS USED BY 3 PERSONS OR MORE . . . . .                             | 46 900  | 3 300                | 1 600              | 4 000                | 4 300                | 7 700                | 9 300                | 11 300               | 4 300                | 300                 | 600                | 181                      |
| BEDROOMS USED BY 3 PERSONS OR MORE . . . . .                                | 10 700  | 600                  | 300                | 1 600                | 2 500                | 1 100                | 1 300                | 2 400                | 800                  | -                   | -                  | 156                      |
| 1 . . . . .   | 8 900   | 600                  | 200                | 1 400                | 2 200                | 1 100                | 1 200                | 1 900                | 300                  | -                   | -                  | 151                      |
| 2 OR MORE . . . . .   | 1 800   | -                    | 200                | 200                  | 300                  | -                    | 200                  | 500                  | 500                  | -                   | -                  | ...                      |
| BEDROOMS USED BY PERSONS 13 YEARS OF AGE OR<br>OLDER . . . . .              | 7 300   | 500                  | 300                | 800                  | 1 600                | 800                  | 800                  | 1 900                | 700                  | -                   | -                  | 166                      |
| NO BEDROOMS USED BY PERSONS 13 YEARS OF AGE OR<br>OLDER . . . . .           | 2 400   | 200                  | -                  | 700                  | 300                  | 200                  | 500                  | 500                  | 200                  | -                   | -                  | ...                      |
| NOT REPORTED . . . . .  | 1 000   | -                    | -                  | 200                  | 600                  | 200                  | -                    | -                    | -                    | -                   | -                  | ...                      |
| NO BEDROOMS . . . . .   | -       | -                    | -                  | -                    | -                    | -                    | -                    | -                    | -                    | -                   | -                  | ...                      |
| NOT REPORTED . . . . .  | 1 100   | -                    | -                  | 200                  | -                    | 200                  | 300                  | 300                  | 200                  | -                   | -                  | ...                      |
| 1- AND 2-PERSON HOUSEHOLDS . . . . .  | 88 000  | 7 100                | 8 900              | 15 600               | 12 400               | 16 200               | 9 600                | 11 800               | 3 200                | 1 800               | 1 300              | 148                      |
| GARBAGE COLLECTION SERVICE  |         |                      |                    |                      |                      |                      |                      |                      |                      |                     |                    |                          |
| WITH SERVICE . . . . .  | 139 400 | 10 100               | 10 500             | 20 200               | 19 300               | 24 700               | 19 300               | 24 000               | 7 700                | 1 600               | 1 900              | 158                      |
| LESS THAN ONCE A WEEK . . . . .   | 2 300   | 500                  | 200                | 200                  | 300                  | 200                  | 300                  | 300                  | 200                  | 200                 | -                  | ...                      |
| ONCE A WEEK . . . . .   | 1 800   | -                    | 200                | -                    | 200                  | 700                  | 200                  | 500                  | 200                  | -                   | -                  | ...                      |
| TWICE A WEEK OR MORE . . . . .  | 121 600 | 8 200                | 9 500              | 19 700               | 17 800               | 21 500               | 16 200               | 18 900               | 6 600                | 1 300               | 1 900              | 155                      |
| DON'T KNOW . . . . .  | 13 400  | 1 400                | 700                | 300                  | 1 000                | 2 400                | 2 400                | 4 200                | 800                  | 200                 | -                  | 184                      |
| NOT REPORTED . . . . .  | 300     | -                    | -                  | -                    | -                    | -                    | 200                  | 200                  | -                    | -                   | -                  | ...                      |
| NO SERVICE . . . . .  | 7 300   | 1 000                | 300                | 1 200                | -                    | 500                  | 1 300                | 1 800                | 800                  | 500                 | -                  | 188                      |
| METHOD OF DISPOSAL:   |         |                      |                    |                      |                      |                      |                      |                      |                      |                     |                    |                          |
| INCINERATOR, TRASH CHUTE, OR COMPACTOR . . . . .                            | 5 800   | 1 000                | 200                | 1 200                | -                    | 300                  | 800                  | 1 100                | 800                  | 500                 | -                  | 184                      |
| GARBAGE DISPOSAL . . . . .  | 700     | -                    | -                  | -                    | -                    | 200                  | 200                  | 300                  | -                    | -                   | -                  | ...                      |
| OTHER MEANS . . . . .   | 800     | -                    | 200                | -                    | -                    | -                    | 300                  | 300                  | -                    | -                   | -                  | ...                      |
| NOT REPORTED . . . . .  | -       | -                    | -                  | -                    | -                    | -                    | -                    | -                    | -                    | -                   | -                  | ...                      |
| DON'T KNOW . . . . .  | -       | -                    | -                  | -                    | -                    | -                    | -                    | -                    | -                    | -                   | -                  | ...                      |
| NOT REPORTED . . . . .  | -       | -                    | -                  | -                    | -                    | -                    | -                    | -                    | -                    | -                   | -                  | ...                      |
| EXTERMINATOR SERVICE  |         |                      |                    |                      |                      |                      |                      |                      |                      |                     |                    |                          |
| OCCUPIED 3 MONTHS OR LONGER . . . . .                                       | 135 900 | 10 900               | 9 700              | 20 000               | 18 000               | 22 900               | 18 800               | 24 200               | 7 600                | 1 800               | 1 900              | 159                      |
| NO SIGNS OF MICE OR RATS . . . . .  | 100 600 | 8 500                | 6 800              | 14 100               | 11 500               | 16 900               | 13 700               | 19 400               | 5 900                | 1 800               | 1 900              | 162                      |
| WITH SIGNS OF MICE OR RATS . . . . .  | 34 800  | 2 400                | 2 900              | 6 000                | 6 500                | 5 700                | 5 000                | 4 800                | 1 600                | -                   | -                  | 148                      |
| REGULAR EXTERMINATION SERVICE . . . . .                                     | 2 900   | 300                  | 200                | 500                  | 800                  | 500                  | 300                  | 300                  | -                    | -                   | -                  | ...                      |
| IRREGULAR EXTERMINATION SERVICE . . . . .                                   | 8 300   | 500                  | 200                | 1 600                | 1 300                | 1 400                | 1 600                | 1 400                | 300                  | -                   | -                  | 161                      |
| NO EXTERMINATION SERVICE . . . . .  | 23 300  | 1 600                | 2 500              | 3 900                | 4 200                | 3 700                | 3 000                | 3 000                | 1 300                | -                   | -                  | 146                      |
| NOT REPORTED . . . . .  | 300     | -                    | -                  | -                    | 200                  | 200                  | -                    | -                    | -                    | -                   | -                  | ...                      |
| NOT REPORTED . . . . .  | 500     | -                    | -                  | -                    | -                    | 300                  | 200                  | -                    | -                    | -                   | -                  | ...                      |
| OCCUPIED LESS THAN 3 MONTHS . . . . .                                       | 10 800  | 200                  | 1 100              | 1 300                | 1 300                | 2 300                | 1 800                | 1 600                | 1 000                | 300                 | -                  | 167                      |

<sup>1</sup>EXCLUDES 1-FAMILY HOMES ON 10 ACRES OR MORE.

TABLE B-10. GROSS RENT OF RENTER OCCUPIED HOUSING UNITS BY DEFICIENCIES IN SELECTED STRUCTURAL CHARACTERISTICS: 1976  
 (DATA BASED ON SAMPLE, SEE TEXT. FOR MINIMUM BASE FOR DERIVED FIGURES (PERCENT, MEDIAN, ETC.) AND MEANING OF SYMBOLS, SEE TEXT)

| STANDARD METROPOLITAN STATISTICAL AREA<br>BALTIMORE, MD.<br>IN CENTRAL CITY | TOTAL   | LESS<br>THAN<br>\$70 | \$70<br>TO<br>\$99 | \$100<br>TO<br>\$124 | \$125<br>TO<br>\$149 | \$150<br>TO<br>\$174 | \$175<br>TO<br>\$199 | \$200<br>TO<br>\$249 | \$250<br>TO<br>\$349 | \$350<br>OR<br>MORE | NO<br>CASH<br>RENT | MEDIAN<br>(DOL-<br>LARS) |
|---|---------|----------------------|--------------------|----------------------|----------------------|----------------------|----------------------|----------------------|----------------------|---------------------|--------------------|--------------------------|
| SPECIFIED RENTER OCCUPIED <sup>1</sup>                                      | 146 700 | 11 100               | 10 800             | 21 300               | 19 300               | 25 200               | 20 600               | 25 800               | 8 600                | 2 100               | 1 900              | 159                      |
| 2 OR MORE UNITS IN STRUCTURE  | 88 500  | 4 600                | 8 400              | 15 300               | 14 300               | 14 500               | 11 700               | 13 400               | 3 600                | 2 000               | 600                | 152                      |
| COMMON STAIRWAYS  |         |                      |                    |                      |                      |                      |                      |                      |                      |                     |                    |                          |
| WITH COMMON STAIRWAYS   | 75 300  | 3 500                | 7 200              | 12 400               | 12 400               | 12 400               | 10 300               | 12 500               | 2 500                | 1 500               | 600                | 154                      |
| NO LOOSE STEPS  | 65 700  | 2 400                | 5 900              | 10 800               | 10 900               | 11 600               | 8 700                | 11 600               | 2 100                | 1 000               | 600                | 153                      |
| RAILINGS NOT LOOSE  | 60 000  | 2 300                | 5 400              | 10 000               | 10 100               | 9 900                | 7 700                | 10 900               | 2 100                | 1 000               | 600                | 155                      |
| RAILINGS LOOSE  | 2 700   | -                    | -                  | 500                  | 300                  | 1 000                | 500                  | 500                  | -                    | -                   | -                  | ...                      |
| NO RAILINGS   | 2 200   | 200                  | 300                | 300                  | 300                  | 800                  | 300                  | -                    | -                    | -                   | -                  | ...                      |
| RAILINGS NOT REPORTED   | 600     | -                    | 200                | -                    | 200                  | -                    | 200                  | 200                  | -                    | -                   | -                  | ...                      |
| LOOSE STEPS   | 4 300   | 500                  | 800                | 1 000                | 200                  | 500                  | 800                  | 300                  | 200                  | 200                 | -                  | 122                      |
| RAILINGS NOT LOOSE  | 2 700   | 300                  | 300                | 700                  | -                    | 200                  | 800                  | 300                  | -                    | 200                 | -                  | ...                      |
| RAILINGS LOOSE  | 1 100   | 200                  | 300                | -                    | 200                  | 300                  | -                    | 300                  | 200                  | -                   | -                  | ...                      |
| NO RAILINGS   | 500     | -                    | 200                | 300                  | -                    | -                    | -                    | -                    | 200                  | -                   | -                  | ...                      |
| RAILINGS NOT REPORTED   | -       | -                    | -                  | -                    | -                    | -                    | -                    | -                    | -                    | -                   | -                  | ...                      |
| STEPS NOT REPORTED  | 5 300   | 600                  | 500                | 700                  | 1 300                | 300                  | 800                  | 700                  | 200                  | 300                 | -                  | 142                      |
| NO COMMON STAIRWAYS   | 13 200  | 1 100                | 1 300              | 2 900                | 1 900                | 2 100                | 1 500                | 800                  | 1 100                | 500                 | -                  | 141                      |
| LIGHT FIXTURES IN PUBLIC HALLS  |         |                      |                    |                      |                      |                      |                      |                      |                      |                     |                    |                          |
| WITH PUBLIC HALLS   | 70 200  | 3 400                | 6 900              | 12 000               | 10 500               | 11 800               | 8 900                | 12 600               | 2 400                | 1 500               | 300                | 155                      |
| WITH LIGHT FIXTURES   | 68 900  | 3 400                | 6 700              | 11 800               | 10 000               | 11 500               | 8 900                | 12 400               | 2 400                | 1 500               | 300                | 155                      |
| ALL WORKING   | 63 600  | 2 900                | 6 200              | 10 800               | 9 500                | 10 400               | 8 000                | 11 500               | 2 400                | 1 500               | 300                | 155                      |
| SOME WORKING  | 4 200   | 500                  | 500                | 500                  | 300                  | 600                  | 800                  | 1 000                | -                    | -                   | -                  | 162                      |
| NONE WORKING  | 1 000   | -                    | -                  | 300                  | 200                  | 500                  | -                    | -                    | -                    | -                   | -                  | ...                      |
| NOT REPORTED  | 200     | -                    | -                  | 200                  | -                    | -                    | -                    | -                    | -                    | -                   | -                  | ...                      |
| NO LIGHT FIXTURES   | 1 300   | -                    | 200                | 200                  | 500                  | 300                  | -                    | 200                  | -                    | -                   | -                  | ...                      |
| NO PUBLIC HALLS   | 13 300  | 600                  | 1 100              | 2 900                | 2 500                | 2 400                | 2 100                | 300                  | 1 000                | 200                 | 300                | 143                      |
| NOT REPORTED  | 5 000   | 600                  | 500                | 500                  | 1 300                | 300                  | 800                  | 500                  | 200                  | 300                 | -                  | 142                      |
| STORIES BETWEEN MAIN AND APARTMENT ENTRANCES                                |         |                      |                    |                      |                      |                      |                      |                      |                      |                     |                    |                          |
| NONE (ON SAME FLOOR)  | 23 200  | 800                  | 1 700              | 5 700                | 3 500                | 3 800                | 3 600                | 2 200                | 800                  | 700                 | 200                | 147                      |
| 1 (UP OR DOWN)  | 35 400  | 900                  | 3 300              | 5 100                | 6 100                | 7 300                | 4 900                | 5 900                | 1 000                | 300                 | 500                | 157                      |
| 2 OR MORE (UP OR DOWN)  | 25 800  | 2 600                | 2 600              | 4 100                | 3 400                | 3 000                | 2 900                | 4 700                | 1 600                | 1 000               | -                  | 153                      |
| NOT REPORTED  | 4 200   | 300                  | 800                | 500                  | 1 300                | 300                  | 300                  | 500                  | 200                  | -                   | -                  | 135                      |
| 1-UNIT STRUCTURES INCLUDING MOBILE HOMES OR TRAILERS                        |         |                      |                    |                      |                      |                      |                      |                      |                      |                     |                    |                          |
|   | 58 200  | 6 500                | 2 400              | 6 000                | 4 900                | 10 700               | 8 900                | 12 400               | 5 000                | 200                 | 1 300              | 169                      |
| SPECIFIED RENTER OCCUPIED <sup>1</sup>                                      |         |                      |                    |                      |                      |                      |                      |                      |                      |                     |                    |                          |
|   | 146 700 | 11 100               | 10 800             | 21 300               | 19 300               | 25 200               | 20 600               | 25 800               | 8 600                | 2 100               | 1 900              | 159                      |
| ELECTRIC WIRING   |         |                      |                    |                      |                      |                      |                      |                      |                      |                     |                    |                          |
| ALL WIRING CONCEALED IN WALLS OR METAL COVERING                             | 140 900 | 10 900               | 10 500             | 20 000               | 18 800               | 23 400               | 20 100               | 25 200               | 8 400                | 1 800               | 1 800              | 160                      |
| SOME OR ALL WIRING EXPOSED  | 5 800   | 200                  | 300                | 1 300                | 500                  | 1 800                | 500                  | 700                  | 200                  | 300                 | 200                | 158                      |
| NOT REPORTED  | -       | -                    | -                  | -                    | -                    | -                    | -                    | -                    | -                    | -                   | -                  | -                        |
| ELECTRIC WALL OUTLETS   |         |                      |                    |                      |                      |                      |                      |                      |                      |                     |                    |                          |
| WITH WORKING OUTLETS IN EACH ROOM   | 134 800 | 10 800               | 9 700              | 19 400               | 17 200               | 23 200               | 19 000               | 24 100               | 8 100                | 2 000               | 1 400              | 160                      |
| LACKING WORKING OUTLETS IN SOME OR ALL ROOMS                                | 11 900  | 300                  | 1 100              | 1 900                | 2 100                | 2 100                | 1 600                | 1 800                | 500                  | 200                 | 500                | 154                      |
| NOT REPORTED  | -       | -                    | -                  | -                    | -                    | -                    | -                    | -                    | -                    | -                   | -                  | -                        |
| BASEMENT  |         |                      |                    |                      |                      |                      |                      |                      |                      |                     |                    |                          |
| WITH BASEMENT   | 121 900 | 5 600                | 9 900              | 17 300               | 17 000               | 21 000               | 17 900               | 21 700               | 7 800                | 2 000               | 1 900              | 162                      |
| NO WATER LEAKAGE  | 69 100  | 2 700                | 4 600              | 9 300                | 8 800                | 12 600               | 10 900               | 13 700               | 4 500                | 700                 | 1 300              | 166                      |
| WITH WATER LEAKAGE  | 16 300  | 200                  | 700                | 1 900                | 2 100                | 3 400                | 3 400                | 2 100                | 1 700                | 300                 | 500                | 172                      |
| DON'T KNOW  | 36 100  | 2 700                | 4 600              | 5 900                | 5 900                | 5 000                | 3 600                | 5 900                | 1 300                | 1 000               | 200                | 144                      |
| NOT REPORTED  | 500     | -                    | -                  | 200                  | 200                  | -                    | -                    | -                    | 200                  | -                   | -                  | ...                      |
| NO BASEMENT   | 24 800  | 5 500                | 1 000              | 4 000                | 2 300                | 4 300                | 2 700                | 4 100                | 800                  | 200                 | -                  | 145                      |
| ROOF  |         |                      |                    |                      |                      |                      |                      |                      |                      |                     |                    |                          |
| NO WATER LEAKAGE  | 107 500 | 9 500                | 8 300              | 15 000               | 14 000               | 17 500               | 13 300               | 20 000               | 6 800                | 1 200               | 1 900              | 158                      |
| WITH WATER LEAKAGE  | 20 900  | 500                  | 1 400              | 3 400                | 3 000                | 5 100                | 3 400                | 3 200                | 600                  | 200                 | -                  | 160                      |
| DON'T KNOW  | 18 300  | 1 100                | 1 100              | 2 900                | 2 300                | 2 600                | 3 900                | 2 600                | 1 100                | 800                 | -                  | 167                      |
| NOT REPORTED  | -       | -                    | -                  | -                    | -                    | -                    | -                    | -                    | -                    | -                   | -                  | -                        |
| INTERIOR CEILINGS AND WALLS   |         |                      |                    |                      |                      |                      |                      |                      |                      |                     |                    |                          |
| OPEN CRACKS OR HOLES:   |         |                      |                    |                      |                      |                      |                      |                      |                      |                     |                    |                          |
| NO OPEN CRACKS OR HOLES   | 112 300 | 8 900                | 7 800              | 14 100               | 14 600               | 19 100               | 16 400               | 21 800               | 6 100                | 1 800               | 1 600              | 162                      |
| WITH OPEN CRACKS OR HOLES   | 34 100  | 2 100                | 3 000              | 7 200                | 4 600                | 5 900                | 4 200                | 4 000                | 2 400                | 300                 | 300                | 150                      |
| NOT REPORTED  | 300     | 200                  | -                  | -                    | -                    | 200                  | -                    | -                    | -                    | -                   | -                  | ...                      |
| BROKEN PLASTER:   |         |                      |                    |                      |                      |                      |                      |                      |                      |                     |                    |                          |
| NO BROKEN PLASTER   | 126 800 | 10 800               | 9 100              | 17 200               | 15 900               | 21 400               | 18 800               | 22 600               | 7 300                | 2 000               | 1 800              | 161                      |
| WITH BROKEN PLASTER   | 19 900  | 300                  | 1 700              | 4 100                | 3 300                | 3 800                | 1 700                | 3 200                | 1 300                | 200                 | 200                | 152                      |
| NOT REPORTED  | -       | -                    | -                  | -                    | -                    | -                    | -                    | -                    | -                    | -                   | -                  | -                        |
| PEELING PAINT:  |         |                      |                    |                      |                      |                      |                      |                      |                      |                     |                    |                          |
| NO PEELING PAINT  | 129 500 | 9 800                | 9 700              | 17 700               | 16 200               | 23 000               | 17 700               | 24 100               | 7 500                | 1 800               | 1 900              | 161                      |
| WITH PEELING PAINT  | 17 200  | 1 300                | 1 100              | 3 700                | 3 000                | 2 200                | 2 900                | 1 700                | 1 000                | 300                 | -                  | 145                      |
| NOT REPORTED  | -       | -                    | -                  | -                    | -                    | -                    | -                    | -                    | -                    | -                   | -                  | -                        |
| INTERIOR FLOORS   |         |                      |                    |                      |                      |                      |                      |                      |                      |                     |                    |                          |
| NO HOLES IN FLOOR   | 133 200 | 10 800               | 9 200              | 18 100               | 16 500               | 23 500               | 18 800               | 24 000               | 8 200                | 2 100               | 1 900              | 161                      |
| WITH HOLES IN FLOOR   | 12 800  | 200                  | 1 400              | 3 000                | 2 600                | 1 700                | 1 800                | 1 800                | 300                  | -                   | -                  | 142                      |
| NOT REPORTED  | 600     | 200                  | 200                | 200                  | 200                  | -                    | -                    | -                    | -                    | -                   | -                  | ...                      |

<sup>1</sup>EXCLUDES 1-FAMILY HOMES ON 10 ACRES OR MORE.

TABLE 8-10. GROSS RENT OF RENTER OCCUPIED HOUSING UNITS BY DEFICIENCIES IN SELECTED STRUCTURAL CHARACTERISTICS: 1976--CONTINUED  
 (DATA BASED ON SAMPLE, SEE TEXT, FOR MINIMUM BASE FOR DERIVED FIGURES (PERCENT, MEDIAN, ETC.) AND MEANING OF SYMBOLS, SEE TEXT)

| STANDARD METROPOLITAN STATISTICAL AREA<br>BALTIMORE, MD.<br>IN CENTRAL CITY | TOTAL  | LESS<br>THAN<br>\$70 | \$70<br>TO<br>\$99 | \$100<br>TO<br>\$124 | \$125<br>TO<br>\$149 | \$150<br>TO<br>\$174 | \$175<br>TO<br>\$199 | \$200<br>TO<br>\$249 | \$250<br>TO<br>\$349 | \$350<br>OR<br>MORE | NO<br>CASH<br>RENT | MEDIAN<br>(DOL-<br>LARS) |
|---|--------|----------------------|--------------------|----------------------|----------------------|----------------------|----------------------|----------------------|----------------------|---------------------|--------------------|--------------------------|
| SPECIFIED RENTER OCCUPIED <sup>1</sup> --CONTINUED                          |        |                      |                    |                      |                      |                      |                      |                      |                      |                     |                    |                          |
| SELECTED STRUCTURAL DEFICIENCIES AND WISH TO MOVE                           |        |                      |                    |                      |                      |                      |                      |                      |                      |                     |                    |                          |
| WITH STRUCTURAL DEFICIENCIES . . . . .                                      | 61 100 | 2 900                | 3 800              | 10 700               | 9 200                | 11 200               | 9 300                | 8 300                | 4 300                | 700                 | 800                | 158                      |
| HOUSEHOLD WOULD LIKE TO MOVE . . . . .                                      | 20 100 | 600                  | 1 100              | 4 300                | 3 600                | 3 400                | 3 200                | 2 800                | 1 000                | 200                 | -                  | 153                      |
| BECAUSE OF 1 CONDITION . . . . .  | 3 700  | 200                  | 200                | 600                  | 1 500                | 300                  | 500                  | 300                  | 100                  | -                   | -                  | ..                       |
| BECAUSE OF 2 CONDITIONS . . . . .   | 5 700  | 300                  | 500                | 800                  | 200                  | 1 000                | 1 300                | 1 000                | 500                  | 200                 | -                  | 177                      |
| BECAUSE OF 3 OR MORE CONDITIONS . . . . .                                   | 10 800 | 200                  | 500                | 2 900                | 1 900                | 2 100                | 1 400                | 1 500                | 300                  | -                   | -                  | 148                      |
| HOUSEHOLD WOULD NOT LIKE TO MOVE . . . . .                                  | 39 000 | 2 100                | 2 700              | 6 200                | 5 300                | 7 500                | 5 700                | 5 300                | 3 000                | 500                 | 800                | 159                      |
| NOT REPORTED . . . . .  | 2 000  | 200                  | -                  | 200                  | 300                  | 300                  | 300                  | 300                  | 300                  | -                   | -                  | ..                       |
| NO STRUCTURAL DEFICIENCIES . . . . .  | 85 600 | 8 200                | 7 000              | 10 600               | 10 100               | 14 000               | 11 300               | 17 500               | 4 200                | 1 500               | 1 100              | 161                      |
| NOT REPORTED . . . . .  | -      | -                    | -                  | -                    | -                    | -                    | -                    | -                    | -                    | -                   | -                  | -                        |
| OVERALL OPINION OF STRUCTURE  |        |                      |                    |                      |                      |                      |                      |                      |                      |                     |                    |                          |
| EXCELLENT . . . . .   | 23 400 | 900                  | 1 700              | 2 300                | 2 700                | 5 000                | 3 900                | 3 600                | 1 600                | 1 500               | 200                | 169                      |
| GOOD . . . . .  | 57 200 | 3 200                | 4 200              | 7 800                | 7 300                | 8 500                | 7 700                | 13 400               | 3 900                | 500                 | 800                | 166                      |
| FAIR . . . . .  | 53 800 | 5 700                | 3 700              | 8 400                | 7 500                | 10 900               | 6 600                | 7 700                | 2 700                | 200                 | 500                | 153                      |
| POOR . . . . .  | 11 900 | 1 300                | 1 100              | 2 800                | 1 700                | 800                  | 2 400                | 900                  | 300                  | -                   | 500                | 132                      |
| NOT REPORTED . . . . .  | 500    | -                    | 200                | 200                  | -                    | -                    | -                    | 200                  | -                    | -                   | -                  | ..                       |

<sup>1</sup>EXCLUDES 1-FAMILY HOMES ON 10 ACRES OR MORE.

TABLE B-11. GROSS RENT OF RENTER OCCUPIED HOUSING UNITS BY FAILURES IN PLUMBING FACILITIES AND EQUIPMENT: 1976  
 (DATA BASED ON SAMPLE, SEE TEXT. FOR MINIMUM BASE FOR DERIVED FIGURES (PERCENT, MEDIAN, ETC.) AND MEANING OF SYMBOLS, SEE TEXT)

| STANDARD METROPOLITAN STATISTICAL AREA<br>BALTIMORE, MD.<br>IN CENTRAL CITY | TOTAL   | LESS<br>THAN<br>\$70 | \$70<br>TO<br>\$99 | \$100<br>TO<br>\$124 | \$125<br>TO<br>\$149 | \$150<br>TO<br>\$174 | \$175<br>TO<br>\$199 | \$200<br>TO<br>\$249 | \$250<br>TO<br>\$349 | \$350<br>OR<br>MORE | NO<br>CASH<br>RENT | MEDIAN<br>(DOL-<br>LARS) |
|---|---------|----------------------|--------------------|----------------------|----------------------|----------------------|----------------------|----------------------|----------------------|---------------------|--------------------|--------------------------|
| SPECIFIED RENTER OCCUPIED <sup>1</sup>                                      | 146 700 | 11 100               | 10 800             | 21 300               | 19 300               | 25 200               | 20 600               | 25 800               | 8 600                | 2 100               | 1 900              | 159                      |
| UNITS OCCUPIED 3 MONTHS OR LONGER   | 135 900 | 10 900               | 9 700              | 20 000               | 18 000               | 22 900               | 18 800               | 24 200               | 7 600                | 1 800               | 1 900              | 159                      |
| WATER SUPPLY  |         |                      |                    |                      |                      |                      |                      |                      |                      |                     |                    |                          |
| WITH PIPED WATER INSIDE STRUCTURE   | 135 900 | 10 900               | 9 700              | 20 000               | 18 000               | 22 900               | 18 800               | 24 200               | 7 600                | 1 800               | 1 900              | 159                      |
| NO BREAKDOWNS   | 127 600 | 10 000               | 9 600              | 19 300               | 16 700               | 21 700               | 16 900               | 22 600               | 7 400                | 1 800               | 1 600              | 158                      |
| WITH BREAKDOWNS   | 7 200   | 1 000                | 200                | 600                  | 1 100                | 1 000                | 1 700                | 1 200                | 200                  | -                   | 300                | 165                      |
| UNUSABLE 6 CONSECUTIVE HOURS OR LONGER:                                     |         |                      |                    |                      |                      |                      |                      |                      |                      |                     |                    |                          |
| 1 TIME  | 4 300   | 500                  | 200                | 200                  | 1 000                | 300                  | 1 000                | 900                  | -                    | -                   | 300                | 167                      |
| 2 TIMES   | 2 000   | 200                  | -                  | 400                  | 200                  | 300                  | 400                  | 300                  | 200                  | -                   | -                  | ...                      |
| 3 TIMES OR MORE   | 1 000   | 300                  | -                  | -                    | -                    | 300                  | 300                  | -                    | -                    | -                   | -                  | ...                      |
| NOT REPORTED  | -       | -                    | -                  | -                    | -                    | -                    | -                    | -                    | -                    | -                   | -                  | ...                      |
| DON'T KNOW  | 500     | -                    | -                  | 200                  | 200                  | -                    | -                    | 200                  | -                    | -                   | -                  | ...                      |
| NOT REPORTED  | 600     | -                    | -                  | -                    | -                    | 300                  | 200                  | 200                  | -                    | -                   | -                  | ...                      |
| REASON FOR BREAKDOWN:   |         |                      |                    |                      |                      |                      |                      |                      |                      |                     |                    |                          |
| PROBLEMS INSIDE BUILDING  | 3 700   | 500                  | 200                | -                    | 600                  | 800                  | 700                  | 800                  | 200                  | -                   | -                  | ...                      |
| PROBLEMS OUTSIDE BUILDING   | 3 400   | 500                  | -                  | 600                  | 300                  | 200                  | 1 100                | 500                  | -                    | -                   | 300                | ...                      |
| NOT REPORTED  | 200     | -                    | -                  | -                    | 200                  | -                    | -                    | -                    | -                    | -                   | -                  | ...                      |
| NO PIPED WATER INSIDE STRUCTURE   | -       | -                    | -                  | -                    | -                    | -                    | -                    | -                    | -                    | -                   | -                  | ...                      |
| SEWAGE DISPOSAL   |         |                      |                    |                      |                      |                      |                      |                      |                      |                     |                    |                          |
| WITH PUBLIC SEWER, SEPTIC TANK, OR CESSPOOL                                 | 135 900 | 10 900               | 9 700              | 20 000               | 18 000               | 22 900               | 18 800               | 24 200               | 7 600                | 1 800               | 1 900              | 159                      |
| NO BREAKDOWNS   | 133 200 | 10 500               | 9 700              | 19 900               | 17 700               | 22 300               | 18 000               | 24 000               | 7 400                | 1 800               | 1 900              | 158                      |
| WITH BREAKDOWNS   | 1 900   | 200                  | -                  | -                    | 300                  | 500                  | 800                  | 200                  | -                    | -                   | -                  | ...                      |
| UNUSABLE 6 CONSECUTIVE HOURS OR LONGER:                                     |         |                      |                    |                      |                      |                      |                      |                      |                      |                     |                    |                          |
| 1 TIME  | 1 600   | -                    | -                  | -                    | 200                  | 500                  | 800                  | 200                  | -                    | -                   | -                  | ...                      |
| 2 TIMES   | -       | -                    | -                  | -                    | -                    | -                    | -                    | -                    | -                    | -                   | -                  | ...                      |
| 3 TIMES OR MORE   | 300     | 200                  | -                  | -                    | 200                  | -                    | -                    | -                    | -                    | -                   | -                  | ...                      |
| NOT REPORTED  | -       | -                    | -                  | -                    | -                    | -                    | -                    | -                    | -                    | -                   | -                  | ...                      |
| DON'T KNOW  | -       | -                    | -                  | -                    | -                    | -                    | -                    | -                    | -                    | -                   | -                  | ...                      |
| NOT REPORTED  | 800     | 300                  | -                  | 200                  | -                    | 200                  | -                    | 200                  | -                    | -                   | -                  | ...                      |
| WITH CHEMICAL TOILET, PRIVY, OR OTHER MEANS                                 | -       | -                    | -                  | -                    | -                    | -                    | -                    | -                    | -                    | -                   | -                  | ...                      |
| FLUSH TOILET  |         |                      |                    |                      |                      |                      |                      |                      |                      |                     |                    |                          |
| WITH ALL PLUMBING FACILITIES  | 134 500 | 10 300               | 8 900              | 20 000               | 18 000               | 22 900               | 18 800               | 24 200               | 7 600                | 1 800               | 1 900              | 159                      |
| WITH ONLY 1 FLUSH TOILET  | 114 700 | 10 300               | 8 700              | 18 500               | 17 200               | 20 200               | 16 900               | 18 000               | 3 100                | 500                 | 1 300              | 152                      |
| NO BREAKDOWNS IN FLUSH TOILET   | 108 200 | 10 000               | 8 400              | 17 200               | 15 900               | 18 800               | 15 600               | 17 700               | 2 800                | 500                 | 1 300              | 152                      |
| WITH BREAKDOWNS IN FLUSH TOILET   | 6 300   | 300                  | 200                | 1 300                | 1 300                | 1 300                | 1 300                | 300                  | 300                  | -                   | -                  | 152                      |
| UNUSABLE 6 CONSECUTIVE HOURS OR LONGER:                                     |         |                      |                    |                      |                      |                      |                      |                      |                      |                     |                    |                          |
| 1 TIME  | 4 500   | 300                  | -                  | 500                  | 1 100                | 800                  | 1 300                | 300                  | 200                  | -                   | -                  | 160                      |
| 2 TIMES   | 600     | -                    | -                  | 500                  | -                    | -                    | -                    | -                    | 200                  | -                   | -                  | ...                      |
| 3 TIMES   | 700     | -                    | -                  | 200                  | 200                  | 300                  | -                    | -                    | -                    | -                   | -                  | ...                      |
| 4 TIMES OR MORE   | 500     | -                    | 200                | 200                  | -                    | 200                  | -                    | -                    | -                    | -                   | -                  | ...                      |
| NOT REPORTED  | -       | -                    | -                  | -                    | -                    | -                    | -                    | -                    | -                    | -                   | -                  | ...                      |
| NOT REPORTED  | 300     | -                    | 200                | -                    | -                    | 200                  | -                    | -                    | -                    | -                   | -                  | ...                      |
| REASON FOR BREAKDOWN:   |         |                      |                    |                      |                      |                      |                      |                      |                      |                     |                    |                          |
| PROBLEMS INSIDE BUILDING  | 4 500   | 300                  | 200                | 900                  | 1 000                | 800                  | 1 000                | -                    | 300                  | -                   | -                  | 145                      |
| PROBLEMS OUTSIDE BUILDING   | 1 400   | -                    | -                  | 200                  | 300                  | 300                  | 300                  | 300                  | -                    | -                   | -                  | ...                      |
| NOT REPORTED  | 300     | -                    | -                  | 200                  | -                    | 200                  | -                    | -                    | -                    | -                   | -                  | ...                      |
| LACKING SOME OR ALL PLUMBING FACILITIES                                     | 1 400   | 600                  | 800                | -                    | -                    | -                    | -                    | -                    | -                    | -                   | -                  | ...                      |
| ELECTRIC FUSE BLOWOUTS  |         |                      |                    |                      |                      |                      |                      |                      |                      |                     |                    |                          |
| NO FUSE OR SWITCH BLOWOUTS  | 113 700 | 9 500                | 8 600              | 17 600               | 14 500               | 18 900               | 15 000               | 21 200               | 5 200                | 1 500               | 1 700              | 157                      |
| WITH FUSE OR SWITCH BLOWOUTS  | 21 100  | 1 100                | 600                | 2 400                | 3 500                | 4 000                | 3 800                | 2 900                | 2 300                | 300                 | 200                | 167                      |
| 1 TIME  | 12 000  | 1 000                | 300                | 800                  | 1 500                | 2 900                | 2 100                | 2 100                | 1 000                | 300                 | 200                | 170                      |
| 2 TIMES   | 3 100   | -                    | 200                | 200                  | 800                  | 200                  | 1 100                | 200                  | 500                  | -                   | -                  | ...                      |
| 3 TIMES OR MORE   | 5 300   | 100                  | -                  | 1 300                | 1 300                | 600                  | 600                  | 700                  | 600                  | -                   | -                  | ...                      |
| NOT REPORTED  | 800     | -                    | 200                | 200                  | -                    | 300                  | -                    | -                    | 200                  | -                   | -                  | 147                      |
| DON'T KNOW  | 800     | -                    | 500                | -                    | -                    | -                    | -                    | -                    | 200                  | 200                 | -                  | ...                      |
| NOT REPORTED  | 300     | 300                  | -                  | -                    | -                    | -                    | -                    | -                    | -                    | -                   | -                  | ...                      |
| UNITS OCCUPIED LAST WINTER  | 124 400 | 10 400               | 9 200              | 18 800               | 16 600               | 20 200               | 16 700               | 22 000               | 6 800                | 1 800               | 1 700              | 157                      |
| HEATING EQUIPMENT   |         |                      |                    |                      |                      |                      |                      |                      |                      |                     |                    |                          |
| WITH HEATING EQUIPMENT  | 124 000 | 10 400               | 9 100              | 18 600               | 16 600               | 20 200               | 16 700               | 22 000               | 6 800                | 1 800               | 1 700              | 158                      |
| NO BREAKDOWNS   | 102 400 | 9 000                | 7 500              | 15 400               | 13 800               | 16 000               | 13 700               | 18 600               | 5 100                | 1 600               | 1 600              | 157                      |
| WITH BREAKDOWNS   | 18 800  | 1 400                | 1 300              | 3 000                | 2 100                | 3 900                | 2 900                | 2 700                | 1 300                | 200                 | -                  | 160                      |
| 1 TIME  | 9 700   | 500                  | 300                | 1 400                | 1 000                | 2 600                | 1 700                | 1 600                | 500                  | 200                 | -                  | 166                      |
| 2 TIMES   | 4 200   | 500                  | 500                | 800                  | 500                  | 300                  | 700                  | 500                  | 500                  | -                   | -                  | 143                      |
| 3 TIMES   | 1 800   | 300                  | 300                | 500                  | 500                  | 200                  | 200                  | 200                  | 200                  | -                   | -                  | ...                      |
| 4 TIMES OR MORE   | 2 900   | 200                  | 200                | 300                  | 500                  | 800                  | 300                  | 500                  | 200                  | -                   | -                  | ...                      |
| NOT REPORTED  | 200     | -                    | -                  | -                    | 200                  | -                    | -                    | -                    | -                    | -                   | -                  | ...                      |
| NOT REPORTED  | 2 900   | -                    | 300                | 200                  | 800                  | 300                  | 200                  | 600                  | 300                  | -                   | 200                | ...                      |
| NO HEATING EQUIPMENT  | 300     | -                    | 200                | 200                  | -                    | -                    | -                    | -                    | -                    | -                   | -                  | ...                      |
| INSUFFICIENT HEAT   |         |                      |                    |                      |                      |                      |                      |                      |                      |                     |                    |                          |
| ADDITIONAL HEAT SOURCE:   |         |                      |                    |                      |                      |                      |                      |                      |                      |                     |                    |                          |
| WITH SPECIFIED HEATING EQUIPMENT <sup>2</sup>                               | 120 900 | 10 300               | 8 000              | 17 500               | 16 500               | 19 700               | 16 600               | 22 000               | 6 800                | 1 800               | 1 700              | 159                      |
| NO ADDITIONAL HEAT SOURCE USED  | 89 000  | 6 800                | 5 300              | 11 300               | 11 700               | 14 300               | 13 300               | 18 500               | 4 800                | 1 500               | 1 400              | 165                      |
| USED KITCHEN STOVE, FIREPLACE,<br>OR PORTABLE HEATER                        | 29 200  | 3 500                | 2 400              | 6 000                | 4 000                | 5 100                | 3 100                | 2 900                | 1 800                | 300                 | 200                | 141                      |
| NOT REPORTED  | 2 700   | -                    | 300                | 200                  | 800                  | 300                  | 200                  | 600                  | 200                  | -                   | 200                | ...                      |
| LACKING SPECIFIED HEATING EQUIPMENT OR NONE                                 | 3 500   | 200                  | 1 300              | 1 300                | 200                  | 500                  | 200                  | -                    | -                    | -                   | -                  | ...                      |
| ROOMS LACKING SPECIFIED HEAT SOURCE:  |         |                      |                    |                      |                      |                      |                      |                      |                      |                     |                    |                          |
| WITH SPECIFIED HEATING EQUIPMENT <sup>2</sup>                               | 120 900 | 10 300               | 8 000              | 17 500               | 16 500               | 19 700               | 16 600               | 22 000               | 6 800                | 1 800               | 1 700              | 159                      |
| NO ROOMS LACKING AIR DUCTS, REGISTERS,<br>RADIATORS, OR HEATERS             | 104 300 | 9 200                | 6 200              | 14 000               | 14 500               | 16 100               | 14 000               | 20 800               | 5 800                | 1 800               | 1 700              | 161                      |
| ROOMS LACKING AIR DUCTS, REGISTERS,<br>RADIATORS, OR HEATERS                | 16 200  | 1 100                | 1 700              | 3 400                | 1 900                | 3 500                | 2 400                | 1 100                | 1 000                | -                   | -                  | 148                      |
| 1 ROOM  | 10 400  | 500                  | 1 300              | 2 400                | 1 100                | 2 200                | 1 400                | 800                  | 700                  | -                   | -                  | 147                      |
| 2 ROOMS   | 3 000   | 300                  | -                  | 800                  | 500                  | 600                  | 300                  | 200                  | 200                  | -                   | -                  | ...                      |
| 3 ROOMS OR MORE   | 2 700   | 300                  | 500                | 200                  | 300                  | 600                  | 600                  | 100                  | -                    | -                   | -                  | ...                      |
| NOT REPORTED  | 500     | -                    | -                  | 200                  | -                    | 200                  | 200                  | -                    | -                    | -                   | -                  | ...                      |
| LACKING SPECIFIED HEATING EQUIPMENT OR NONE                                 | 3 500   | 200                  | 1 300              | 1 300                | 200                  | 500                  | 200                  | -                    | -                    | -                   | -                  | ...                      |

<sup>1</sup>EXCLUDES 1-FAMILY HOMES ON 10 ACRES OR MORE.

<sup>2</sup>EXCLUDES ROOM HEATERS WITHOUT FLUE OR VENT, FIREPLACES, STOVES, AND PORTABLE HEATERS.

TABLE B-11. GROSS RENT OF RENTER OCCUPIED HOUSING UNITS BY FAILURES IN PLUMBING FACILITIES AND EQUIPMENT: 1976--CONTINUED  
(DATA BASED ON SAMPLE, SEE TEXT. FOR MINIMUM BASE FOR DERIVED FIGURES (PERCENT, MEDIAN, ETC.) AND MEANING OF SYMBOLS, SEE TEXT)

| STANDARD METROPOLITAN STATISTICAL AREA<br>BALTIMORE, MD.<br>IN CENTRAL CITY | TOTAL   | LESS<br>THAN<br>\$70 | \$70<br>TO<br>\$99 | \$100<br>TO<br>\$124 | \$125<br>TO<br>\$149 | \$150<br>TO<br>\$174 | \$175<br>TO<br>\$199 | \$200<br>TO<br>\$249 | \$250<br>TO<br>\$349 | \$350<br>OR<br>MORE | NO<br>CASH<br>RENT | MEDIAN<br>(DOL-<br>LARS) |
|---|---------|----------------------|--------------------|----------------------|----------------------|----------------------|----------------------|----------------------|----------------------|---------------------|--------------------|--------------------------|
| SPECIFIED RENTER OCCUPIED <sup>1</sup> --CONTINUED                          |         |                      |                    |                      |                      |                      |                      |                      |                      |                     |                    |                          |
| UNITS OCCUPIED LAST WINTER--CONTINUED                                       |         |                      |                    |                      |                      |                      |                      |                      |                      |                     |                    |                          |
| INSUFFICIENT HEAT--CONTINUED  |         |                      |                    |                      |                      |                      |                      |                      |                      |                     |                    |                          |
| CLOSURE OF ROOMS:   |         |                      |                    |                      |                      |                      |                      |                      |                      |                     |                    |                          |
| WITH HEATING EQUIPMENT . . . . .  | 124 000 | 10 400               | 9 100              | 18 600               | 16 600               | 20 200               | 16 700               | 22 000               | 6 800                | 1 800               | 1 700              | 158                      |
| NO ROOMS CLOSED . . . . .   | 111 100 | 10 000               | 8 400              | 16 400               | 14 400               | 18 100               | 15 600               | 19 800               | 5 100                | 1 700               | 1 600              | 157                      |
| CLOSED CERTAIN ROOMS . . . . .  | 9 800   | 500                  | 300                | 1 900                | 1 500                | 1 800                | 1 000                | 1 400                | 1 300                | 200                 | -                  | 160                      |
| LIVING ROOM ONLY . . . . .  | 2 100   | -                    | 200                | 800                  | 300                  | 300                  | 300                  | -                    | 200                  | -                   | -                  | ...                      |
| DINING ROOM ONLY . . . . .  | 200     | -                    | -                  | 200                  | -                    | -                    | -                    | -                    | -                    | -                   | -                  | ...                      |
| 1 OR MORE BEDROOMS ONLY . . . . .   | 4 700   | 500                  | -                  | 800                  | 800                  | 600                  | 500                  | 600                  | 1 000                | -                   | -                  | 163                      |
| OTHER ROOMS OR COMBINATION . . . . .  | 2 400   | -                    | 200                | 200                  | 300                  | 800                  | 200                  | 600                  | 200                  | -                   | -                  | ...                      |
| NOT REPORTED . . . . .  | 300     | -                    | -                  | -                    | -                    | -                    | -                    | 200                  | -                    | 200                 | -                  | ...                      |
| NO HEATING EQUIPMENT . . . . .  | 3 200   | -                    | 300                | 300                  | 800                  | 300                  | 200                  | 800                  | 300                  | -                   | 200                | ...                      |
| NOT REPORTED . . . . .  | 300     | -                    | 200                | 200                  | -                    | -                    | -                    | -                    | -                    | -                   | -                  | ...                      |

<sup>1</sup>EXCLUDES 1-FAMILY HOMES ON 10 ACRES OR MORE.

TABLE B-12. GROSS RENT OF RENTER OCCUPIED HOUSING UNITS BY SELECTED NEIGHBORHOOD CHARACTERISTICS: 1976  
(DATA BASED ON SAMPLE, SEE TEXT. FOR MINIMUM BASE FOR DERIVED FIGURES (PERCENT, MEDIAN, ETC.) AND MEANING OF SYMBOLS, SEE TEXT)

| STANDARD METROPOLITAN STATISTICAL AREA<br>BALTIMORE, MD.<br>IN CENTRAL CITY | TOTAL   | LESS<br>THAN<br>\$70 | \$70<br>TO<br>\$99 | \$100<br>TO<br>\$124 | \$125<br>TO<br>\$149 | \$150<br>TO<br>\$174 | \$175<br>TO<br>\$199 | \$200<br>TO<br>\$249 | \$250<br>TO<br>\$349 | \$350<br>OR<br>MORE | NO<br>CASH<br>RENT | MEDIAN<br>(DOL-<br>LARS) |
|---|---------|----------------------|--------------------|----------------------|----------------------|----------------------|----------------------|----------------------|----------------------|---------------------|--------------------|--------------------------|
| SPECIFIED RENTER OCCUPIED <sup>1</sup> . . . . .                            | 146 700 | 11 100               | 10 800             | 21 300               | 19 300               | 25 200               | 20 600               | 25 800               | 8 600                | 2 100               | 1 900              | 159                      |
| NEIGHBORHOOD CONDITIONS AND WISH TO MOVE <sup>2</sup>                       |         |                      |                    |                      |                      |                      |                      |                      |                      |                     |                    |                          |
| NO STREET OR HIGHWAY NOISE . . . . .  | 90 900  | 6 800                | 5 700              | 12 100               | 10 900               | 15 900               | 13 200               | 18 200               | 5 600                | 1 200               | 1 300              | 164                      |
| WITH STREET OR HIGHWAY NOISE . . . . .                                      | 55 300  | 4 200                | 5 100              | 9 200                | 8 300                | 9 300                | 7 200                | 7 500                | 2 800                | 1 000               | 600                | 151                      |
| BOTHERSOME TO RESPONDENT . . . . .  | 24 500  | 1 600                | 1 900              | 3 700                | 3 200                | 5 000                | 3 400                | 3 800                | 1 000                | 500                 | 500                | 158                      |
| WOULD LIKE TO MOVE . . . . .  | 11 100  | 700                  | 500                | 2 600                | 1 100                | 1 900                | 1 500                | 1 900                | 700                  | -                   | 300                | 157                      |
| WOULD NOT LIKE TO MOVE . . . . .  | 13 400  | 900                  | 1 400              | 1 100                | 2 100                | 3 000                | 1 900                | 1 900                | 300                  | 500                 | 200                | 158                      |
| NOT REPORTED . . . . .  | -       | -                    | -                  | -                    | -                    | -                    | -                    | -                    | -                    | -                   | -                  | ...                      |
| NOT BOTHERSOME TO RESPONDENT . . . . .                                      | 30 700  | 2 700                | 3 200              | 5 400                | 5 100                | 4 400                | 3 800                | 3 700                | 1 600                | 500                 | 200                | 144                      |
| NOT REPORTED . . . . .  | 200     | -                    | -                  | 200                  | -                    | -                    | -                    | -                    | -                    | -                   | -                  | ...                      |
| NOT REPORTED . . . . .  | 500     | -                    | -                  | -                    | -                    | 200                  | 200                  | 200                  | -                    | -                   | -                  | ...                      |
| NO AIRPLANE TRAFFIC NOISE . . . . .   | 133 800 | 9 800                | 9 300              | 18 800               | 18 000               | 22 500               | 19 300               | 24 400               | 7 900                | 2 000               | 1 900              | 161                      |
| WITH AIRPLANE TRAFFIC NOISE . . . . .                                       | 12 700  | 1 300                | 1 600              | 2 500                | 1 300                | 2 700                | 1 300                | 1 300                | 700                  | 200                 | -                  | 144                      |
| BOTHERSOME TO RESPONDENT . . . . .  | 2 400   | 200                  | 200                | 300                  | -                    | 1 000                | 500                  | -                    | 300                  | -                   | -                  | ...                      |
| WOULD LIKE TO MOVE . . . . .  | 1 300   | -                    | -                  | 200                  | -                    | 600                  | 100                  | -                    | 300                  | -                   | -                  | ...                      |
| WOULD NOT LIKE TO MOVE . . . . .  | 1 100   | 200                  | 200                | 200                  | -                    | 300                  | 300                  | -                    | -                    | -                   | -                  | ...                      |
| NOT REPORTED . . . . .  | -       | -                    | -                  | -                    | -                    | -                    | -                    | -                    | -                    | -                   | -                  | ...                      |
| NOT BOTHERSOME TO RESPONDENT . . . . .                                      | 10 000  | 1 100                | 1 400              | 2 000                | 1 300                | 1 600                | 800                  | 1 300                | 300                  | 200                 | -                  | 133                      |
| NOT REPORTED . . . . .  | 300     | -                    | -                  | 200                  | -                    | 200                  | -                    | -                    | -                    | -                   | -                  | ...                      |
| NOT REPORTED . . . . .  | 200     | -                    | -                  | -                    | -                    | -                    | -                    | 200                  | -                    | -                   | -                  | ...                      |
| NO HEAVY TRAFFIC . . . . .  | 88 700  | 7 300                | 6 500              | 12 400               | 10 700               | 14 800               | 11 900               | 17 400               | 5 100                | 1 500               | 1 100              | 161                      |
| WITH HEAVY TRAFFIC . . . . .  | 57 700  | 3 800                | 4 300              | 8 900                | 8 500                | 10 400               | 8 700                | 8 300                | 3 300                | 600                 | 800                | 157                      |
| BOTHERSOME TO RESPONDENT . . . . .  | 16 600  | 800                  | 600                | 2 400                | 2 000                | 3 300                | 2 700                | 3 200                | 800                  | 200                 | 600                | 166                      |
| WOULD LIKE TO MOVE . . . . .  | 7 700   | 300                  | 200                | 1 300                | 700                  | 1 000                | 1 800                | 1 900                | 300                  | -                   | 300                | 179                      |
| WOULD NOT LIKE TO MOVE . . . . .  | 8 900   | 500                  | 500                | 1 100                | 1 300                | 2 400                | 1 000                | 1 300                | 500                  | 200                 | 300                | 159                      |
| NOT REPORTED . . . . .  | -       | -                    | -                  | -                    | -                    | -                    | -                    | -                    | -                    | -                   | -                  | ...                      |
| NOT BOTHERSOME TO RESPONDENT . . . . .                                      | 40 900  | 3 000                | 3 700              | 6 500                | 6 600                | 7 100                | 5 800                | 5 100                | 2 500                | 500                 | 200                | 152                      |
| NOT REPORTED . . . . .  | 200     | -                    | -                  | -                    | -                    | -                    | 200                  | -                    | -                    | -                   | -                  | ...                      |
| NOT REPORTED . . . . .  | 300     | -                    | -                  | -                    | -                    | -                    | -                    | 200                  | -                    | -                   | -                  | ...                      |
| NO STREETS IN NEED OF REPAIR . . . . .                                      | 129 200 | 10 300               | 9 900              | 19 200               | 16 700               | 21 600               | 17 700               | 22 600               | 7 800                | 2 000               | 1 400              | 159                      |
| WITH STREETS IN NEED OF REPAIR . . . . .                                    | 16 700  | 800                  | 900                | 2 100                | 2 400                | 3 300                | 2 900                | 3 000                | 600                  | 200                 | 500                | 164                      |
| BOTHERSOME TO RESPONDENT . . . . .  | 9 900   | 300                  | 500                | 1 000                | 1 000                | 2 600                | 2 200                | 1 700                | 500                  | -                   | 200                | 170                      |
| WOULD LIKE TO MOVE . . . . .  | 3 800   | 200                  | 200                | 500                  | 200                  | 1 100                | 800                  | 500                  | 300                  | -                   | 200                | ...                      |
| WOULD NOT LIKE TO MOVE . . . . .  | 6 100   | 200                  | 300                | 500                  | 800                  | 1 500                | 1 400                | 1 300                | 200                  | -                   | -                  | 171                      |
| NOT REPORTED . . . . .  | -       | -                    | -                  | -                    | -                    | -                    | -                    | -                    | -                    | -                   | -                  | ...                      |
| NOT BOTHERSOME TO RESPONDENT . . . . .                                      | 6 800   | 500                  | 500                | 1 100                | 1 500                | 800                  | 600                  | 1 300                | 200                  | 200                 | 300                | 145                      |
| NOT REPORTED . . . . .  | 200     | -                    | -                  | -                    | 200                  | 300                  | -                    | -                    | -                    | -                   | -                  | ...                      |
| NOT REPORTED . . . . .  | 800     | -                    | -                  | -                    | -                    | -                    | -                    | 200                  | 200                  | -                   | -                  | ...                      |
| NO ROADS IMPASSABLE . . . . .   | 125 300 | 10 000               | 9 600              | 18 500               | 15 100               | 21 700               | 17 500               | 22 400               | 6 800                | 2 100               | 1 600              | 160                      |
| WITH ROADS IMPASSABLE . . . . .   | 20 600  | 1 100                | 1 100              | 2 900                | 4 200                | 3 500                | 2 900                | 3 000                | 1 600                | -                   | 300                | 156                      |
| BOTHERSOME TO RESPONDENT . . . . .  | 8 400   | 500                  | 600                | 1 000                | 1 000                | 1 300                | 1 800                | 1 100                | 800                  | -                   | 300                | 168                      |
| WOULD LIKE TO MOVE . . . . .  | 1 900   | 300                  | -                  | 200                  | 300                  | 200                  | 200                  | 500                  | 200                  | -                   | 200                | ...                      |
| WOULD NOT LIKE TO MOVE . . . . .  | 6 400   | 200                  | 600                | 800                  | 600                  | 1 100                | 1 600                | 600                  | 700                  | -                   | 200                | 169                      |
| NOT REPORTED . . . . .  | -       | -                    | -                  | -                    | -                    | -                    | -                    | -                    | -                    | -                   | -                  | ...                      |
| NOT BOTHERSOME TO RESPONDENT . . . . .                                      | 12 100  | 600                  | 500                | 1 900                | 3 200                | 2 200                | 1 000                | 1 900                | 800                  | -                   | -                  | 148                      |
| NOT REPORTED . . . . .  | 200     | -                    | -                  | -                    | -                    | -                    | 200                  | -                    | -                    | -                   | -                  | ...                      |
| NOT REPORTED . . . . .  | 800     | -                    | 200                | -                    | 200                  | 300                  | -                    | 200                  | 200                  | -                   | -                  | ...                      |
| NO OCCUPIED HOUSING IN RUNDOWN CONDITION . . . . .                          | 119 300 | 9 200                | 7 900              | 15 400               | 16 000               | 21 200               | 16 100               | 22 400               | 7 600                | 2 100               | 1 300              | 162                      |
| WITH OCCUPIED HOUSING IN RUNDOWN CONDITION . . . . .                        | 26 100  | 1 900                | 2 700              | 5 700                | 3 100                | 3 700                | 4 500                | 3 100                | 800                  | -                   | 600                | 143                      |
| BOTHERSOME TO RESPONDENT . . . . .  | 16 400  | 1 000                | 1 300              | 3 500                | 1 900                | 2 200                | 3 400                | 2 300                | 500                  | -                   | 200                | 154                      |
| WOULD LIKE TO MOVE . . . . .  | 11 100  | 500                  | 600                | 1 900                | 1 400                | 1 900                | 2 100                | 2 000                | 500                  | -                   | 200                | 162                      |
| WOULD NOT LIKE TO MOVE . . . . .  | 5 300   | 500                  | 600                | 1 600                | 500                  | 300                  | 1 300                | 300                  | -                    | -                   | 200                | 122                      |
| NOT REPORTED . . . . .  | -       | -                    | -                  | -                    | -                    | -                    | -                    | -                    | -                    | -                   | -                  | ...                      |
| NOT BOTHERSOME TO RESPONDENT . . . . .                                      | 9 400   | 900                  | 1 500              | 2 100                | 1 100                | 1 300                | 1 100                | 800                  | 300                  | -                   | 300                | 126                      |
| NOT REPORTED . . . . .  | 300     | -                    | -                  | 200                  | -                    | 200                  | -                    | -                    | -                    | -                   | -                  | ...                      |
| NOT REPORTED . . . . .  | 1 300   | -                    | 200                | 200                  | 200                  | 300                  | -                    | 300                  | 200                  | -                   | -                  | ...                      |
| NO COMMERCIAL OR NONRESIDENTIAL ACTIVITIES . . . . .                        | 120 900 | 9 700                | 8 100              | 18 300               | 15 300               | 19 300               | 17 700               | 22 300               | 6 600                | 2 000               | 1 600              | 160                      |
| WITH COMMERCIAL OR NONRESIDENTIAL ACTIVITIES . . . . .                      | 25 300  | 1 400                | 2 700              | 3 000                | 3 800                | 5 700                | 2 900                | 3 300                | 1 900                | 200                 | 300                | 156                      |
| BOTHERSOME TO RESPONDENT . . . . .  | 4 100   | -                    | 600                | 300                  | 1 000                | 1 100                | 600                  | 200                  | 300                  | -                   | -                  | 153                      |
| WOULD LIKE TO MOVE . . . . .  | 1 600   | -                    | -                  | -                    | 300                  | 500                  | 500                  | 200                  | 200                  | -                   | -                  | ...                      |
| WOULD NOT LIKE TO MOVE . . . . .  | 2 200   | -                    | 500                | 300                  | 600                  | 500                  | 200                  | 200                  | 200                  | -                   | -                  | ...                      |
| NOT REPORTED . . . . .  | 300     | -                    | 200                | -                    | -                    | 200                  | -                    | -                    | 200                  | -                   | -                  | ...                      |
| NOT BOTHERSOME TO RESPONDENT . . . . .                                      | 21 200  | 1 400                | 2 100              | 2 700                | 2 900                | 4 600                | 2 200                | 3 200                | 1 600                | 200                 | 300                | 157                      |
| NOT REPORTED . . . . .  | 300     | -                    | -                  | -                    | -                    | -                    | -                    | -                    | -                    | -                   | -                  | ...                      |
| NOT REPORTED . . . . .  | 500     | -                    | -                  | -                    | 100                  | 200                  | -                    | 200                  | -                    | -                   | -                  | ...                      |

<sup>1</sup>EXCLUDES 1-FAMILY HOMES ON 10 ACRES OR MORE.  
<sup>2</sup>WISH TO MOVE RELATES ONLY TO RESPONDENTS' OPINION OF SPECIFIC CONDITIONS.



TABLE B-12. GROSS RENT OF RENTER OCCUPIED HOUSING UNITS BY SELECTED NEIGHBORHOOD CHARACTERISTICS: 1976--CONTINUED  
(DATA BASED ON SAMPLE, SEE TEXT. FOR MINIMUM BASE FOR DERIVED FIGURES (PERCENT, MEDIAN, ETC.) AND MEANING OF SYMBOLS, SEE TEXT)

| STANDARD METROPOLITAN STATISTICAL AREA<br>BALTIMORE, MD.<br>IN CENTRAL CITY | TOTAL   | LESS<br>THAN<br>\$70 | \$70<br>TO<br>\$99 | \$100<br>TO<br>\$124 | \$125<br>TO<br>\$149 | \$150<br>TO<br>\$174 | \$175<br>TO<br>\$199 | \$200<br>TO<br>\$249 | \$250<br>TO<br>\$349 | \$350<br>OR<br>MORE | NO<br>CASH<br>RENT | MEDIAN<br>(DOL-<br>LARS) |
|---|---------|----------------------|--------------------|----------------------|----------------------|----------------------|----------------------|----------------------|----------------------|---------------------|--------------------|--------------------------|
| SPECIFIED RENTER OCCUPIED <sup>1</sup> --CON.                               |         |                      |                    |                      |                      |                      |                      |                      |                      |                     |                    |                          |
| NEIGHBORHOOD CONDITIONS AND WISH TO MOVE <sup>2</sup> --CON.                |         |                      |                    |                      |                      |                      |                      |                      |                      |                     |                    |                          |
| NO ODORS, SMOKE, OR GAS. . . . .  | 131 000 | 8 900                | 9 400              | 19 200               | 17 700               | 22 300               | 18 000               | 23 900               | 7 900                | 2 000               | 1 700              | 160                      |
| WITH ODORS, SMOKE, OR GAS. . . . .  | 15 500  | 2 200                | 1 400              | 2 100                | 1 600                | 2 900                | 2 600                | 1 700                | 700                  | 200                 | 200                | 153                      |
| BOTHERSOME TO RESPONDENT . . . . .  | 12 300  | 1 900                | 1 300              | 1 800                | 1 000                | 2 200                | 2 400                | 1 100                | 300                  | 200                 | 200                | 152                      |
| WOULD LIKE TO MOVE . . . . .  | 6 200   | 1 000                | 500                | 1 100                | 500                  | 600                  | 1 400                | 800                  | 200                  | -                   | 200                | 148                      |
| WOULD NOT LIKE TO MOVE . . . . .  | 6 100   | 1 000                | 800                | 700                  | 500                  | 1 600                | 1 000                | 300                  | 200                  | 200                 | -                  | 152                      |
| NOT REPORTED . . . . .  | -       | -                    | -                  | -                    | -                    | -                    | -                    | -                    | -                    | -                   | -                  | -                        |
| NOT BOTHERSOME TO RESPONDENT . . . . .                                      | 3 200   | 300                  | 200                | 300                  | 600                  | 600                  | 200                  | 700                  | 300                  | -                   | -                  | ...                      |
| NOT REPORTED . . . . .  | 200     | -                    | -                  | -                    | -                    | -                    | -                    | 200                  | -                    | -                   | -                  | ...                      |
| ADEQUATE STREET LIGHTS . . . . .  | 131 300 | 10 000               | 9 900              | 19 100               | 17 700               | 23 600               | 17 900               | 22 500               | 7 400                | 1 800               | 1 600              | 158                      |
| INADEQUATE STREET LIGHTS . . . . .  | 14 700  | 1 100                | 900                | 2 200                | 1 600                | 1 500                | 2 600                | 3 000                | 1 100                | 300                 | 300                | 172                      |
| BOTHERSOME TO RESPONDENT . . . . .  | 8 900   | 300                  | 500                | 1 300                | 800                  | 1 100                | 2 100                | 1 600                | 800                  | -                   | 300                | 178                      |
| WOULD LIKE TO MOVE . . . . .  | 3 500   | 300                  | 500                | 1 000                | 200                  | 500                  | 700                  | 800                  | -                    | -                   | 200                | ...                      |
| WOULD NOT LIKE TO MOVE . . . . .  | 5 300   | -                    | -                  | 1 000                | 600                  | 700                  | 1 400                | 600                  | 800                  | -                   | 200                | 180                      |
| NOT REPORTED . . . . .  | 200     | -                    | -                  | -                    | -                    | -                    | -                    | 200                  | -                    | -                   | -                  | ...                      |
| NOT BOTHERSOME TO RESPONDENT . . . . .                                      | 5 700   | 800                  | 500                | 900                  | 800                  | 300                  | 500                  | 1 300                | 300                  | 300                 | -                  | 145                      |
| NOT REPORTED . . . . .  | 200     | -                    | -                  | -                    | -                    | -                    | -                    | 200                  | -                    | -                   | -                  | ...                      |
| NOT REPORTED . . . . .  | 600     | -                    | -                  | -                    | -                    | 200                  | 200                  | 300                  | -                    | -                   | -                  | ...                      |
| NO NEIGHBORHOOD CRIME. . . . .  | 99 100  | 6 300                | 6 800              | 14 000               | 14 400               | 16 300               | 14 300               | 17 800               | 6 300                | 1 800               | 1 000              | 161                      |
| WITH NEIGHBORHOOD CRIME. . . . .  | 46 800  | 4 600                | 4 000              | 7 300                | 4 800                | 8 900                | 6 300                | 7 500                | 2 100                | 300                 | 1 000              | 156                      |
| BOTHERSOME TO RESPONDENT . . . . .  | 29 400  | 3 000                | 1 900              | 4 400                | 2 900                | 5 400                | 4 500                | 5 300                | 1 300                | 200                 | 500                | 160                      |
| WOULD LIKE TO MOVE . . . . .  | 16 600  | 2 200                | 1 100              | 2 200                | 1 800                | 2 800                | 2 700                | 2 600                | 800                  | -                   | 300                | 157                      |
| WOULD NOT LIKE TO MOVE . . . . .  | 12 800  | 800                  | 800                | 2 200                | 1 100                | 2 600                | 1 800                | 2 700                | 500                  | 200                 | 200                | 163                      |
| NOT REPORTED . . . . .  | -       | -                    | -                  | -                    | -                    | -                    | -                    | -                    | -                    | -                   | -                  | -                        |
| NOT BOTHERSOME TO RESPONDENT . . . . .                                      | 17 200  | 1 600                | 2 100              | 2 700                | 1 900                | 3 500                | 1 800                | 2 200                | 800                  | 200                 | 500                | 151                      |
| NOT REPORTED . . . . .  | 200     | -                    | -                  | 200                  | -                    | -                    | -                    | -                    | -                    | -                   | -                  | ...                      |
| NOT REPORTED . . . . .  | 800     | 200                  | -                  | -                    | -                    | -                    | -                    | 500                  | 200                  | -                   | -                  | ...                      |
| NO TRASH, LITTER, OR JUNK. . . . .  | 105 300 | 7 600                | 7 200              | 14 000               | 13 300               | 17 900               | 13 300               | 21 200               | 7 400                | 2 100               | 1 300              | 163                      |
| WITH TRASH, LITTER, OR JUNK. . . . .  | 41 300  | 3 500                | 3 700              | 7 300                | 5 900                | 7 400                | 7 300                | 4 400                | 1 100                | -                   | 600                | 149                      |
| BOTHERSOME TO RESPONDENT . . . . .  | 30 000  | 2 500                | 2 600              | 4 800                | 4 200                | 5 600                | 5 900                | 3 200                | 700                  | -                   | 600                | 153                      |
| WOULD LIKE TO MOVE . . . . .  | 16 200  | 1 300                | 1 000              | 2 900                | 2 100                | 2 700                | 3 500                | 2 100                | 300                  | -                   | 300                | 156                      |
| WOULD NOT LIKE TO MOVE . . . . .  | 13 800  | 1 300                | 1 600              | 1 900                | 2 100                | 2 900                | 2 400                | 1 100                | 300                  | -                   | 300                | 149                      |
| NOT REPORTED . . . . .  | -       | -                    | -                  | -                    | -                    | -                    | -                    | -                    | -                    | -                   | -                  | -                        |
| NOT BOTHERSOME TO RESPONDENT . . . . .                                      | 11 200  | 1 000                | 1 100              | 2 500                | 1 700                | 1 800                | 1 400                | 1 300                | 500                  | -                   | -                  | 139                      |
| NOT REPORTED . . . . .  | 200     | -                    | -                  | -                    | -                    | -                    | -                    | -                    | -                    | -                   | -                  | ...                      |
| NOT REPORTED . . . . .  | 200     | -                    | -                  | -                    | -                    | -                    | -                    | 200                  | -                    | -                   | -                  | ...                      |
| NO BOARDED UP OR ABANDONED STRUCTURES. . . . .                              | 114 800 | 9 500                | 7 300              | 14 100               | 14 200               | 20 300               | 16 100               | 22 200               | 7 900                | 2 000               | 1 300              | 164                      |
| WITH BOARDED UP OR ABANDONED STRUCTURES. . . . .                            | 31 400  | 1 600                | 3 400              | 7 300                | 5 000                | 4 900                | 4 300                | 3 500                | 600                  | 200                 | 500                | 140                      |
| BOTHERSOME TO RESPONDENT . . . . .  | 13 000  | 900                  | 800                | 2 500                | 2 400                | 1 700                | 2 600                | 1 000                | 500                  | 200                 | 300                | 145                      |
| WOULD LIKE TO MOVE . . . . .  | 7 200   | 500                  | 200                | 1 300                | 1 100                | 1 000                | 1 900                | 700                  | 500                  | -                   | 200                | 162                      |
| WOULD NOT LIKE TO MOVE . . . . .  | 5 600   | 500                  | 500                | 1 300                | 1 300                | 800                  | 700                  | 300                  | -                    | 200                 | 200                | 134                      |
| NOT REPORTED . . . . .  | 200     | -                    | 200                | -                    | -                    | -                    | -                    | -                    | -                    | -                   | -                  | ...                      |
| NOT BOTHERSOME TO RESPONDENT . . . . .                                      | 18 100  | 600                  | 2 400              | 4 600                | 2 600                | 3 200                | 1 700                | 2 500                | 200                  | -                   | 300                | 137                      |
| NOT REPORTED . . . . .  | 300     | -                    | 200                | 200                  | -                    | -                    | -                    | -                    | -                    | -                   | -                  | ...                      |
| NOT REPORTED . . . . .  | 500     | -                    | 200                | -                    | -                    | -                    | 200                  | 200                  | -                    | -                   | -                  | ...                      |
| NEIGHBORHOOD SERVICES   |         |                      |                    |                      |                      |                      |                      |                      |                      |                     |                    |                          |
| ADEQUATE NEIGHBORHOOD SERVICES . . . . .                                    | 103 400 | 7 900                | 7 900              | 15 100               | 13 600               | 18 300               | 14 500               | 16 500               | 6 800                | 1 600               | 1 100              | 159                      |
| INADEQUATE NEIGHBORHOOD SERVICES <sup>3</sup> . . . . .                     | 43 100  | 3 200                | 2 900              | 6 200                | 5 600                | 6 900                | 6 100                | 9 100                | 1 800                | 500                 | 800                | 161                      |
| PUBLIC TRANSPORTATION . . . . .   | 10 000  | 700                  | 500                | 600                  | 1 000                | 1 800                | 1 300                | 3 800                | 1 800                | 200                 | 200                | 182                      |
| SCHOOLS . . . . .   | 5 600   | -                    | 500                | 300                  | 500                  | 1 300                | 800                  | 1 700                | -                    | -                   | -                  | ...                      |
| SHOPPING . . . . .  | 19 200  | 2 400                | 1 300              | 2 900                | 2 200                | 4 000                | 2 400                | 3 500                | 300                  | -                   | 100                | 160                      |
| POLICE PROTECTION . . . . .   | 12 800  | 1 100                | 600                | 2 200                | 1 800                | 2 100                | 2 100                | 1 800                | 800                  | -                   | 300                | 155                      |
| FIRE PROTECTION . . . . .   | 2 600   | 300                  | 300                | 300                  | 500                  | -                    | 700                  | 200                  | 300                  | -                   | -                  | 156                      |
| HOSPITALS OR HEALTH CLINICS . . . . .                                       | 11 200  | 600                  | 800                | 1 000                | 1 900                | 1 600                | 1 600                | 2 400                | 500                  | 300                 | 500                | 166                      |
| DON'T KNOW . . . . .  | -       | -                    | -                  | -                    | -                    | -                    | -                    | -                    | -                    | -                   | -                  | -                        |
| NOT REPORTED . . . . .  | 200     | -                    | -                  | -                    | -                    | -                    | -                    | 200                  | -                    | -                   | -                  | ...                      |
| NEIGHBORHOOD SERVICES AND WISH TO MOVE <sup>4</sup>                         |         |                      |                    |                      |                      |                      |                      |                      |                      |                     |                    |                          |
| WITH INADEQUATE SERVICE. . . . .  | 43 100  | 3 200                | 2 900              | 6 200                | 5 600                | 6 900                | 6 100                | 9 100                | 1 800                | 500                 | 800                | 161                      |
| HOUSEHOLD WOULD LIKE TO MOVE <sup>5</sup> . . . . .                         | 15 000  | 1 300                | 800                | 2 200                | 2 000                | 2 300                | 2 900                | 2 400                | 800                  | -                   | 300                | 161                      |
| BECAUSE OF PUBLIC TRANSPORTATION . . . . .                                  | 2 100   | 200                  | 200                | 200                  | 200                  | 300                  | 200                  | 1 000                | -                    | -                   | -                  | ...                      |
| BECAUSE OF SCHOOLS . . . . .  | 3 000   | -                    | 200                | -                    | 300                  | 1 000                | 600                  | 700                  | -                    | -                   | -                  | ...                      |
| BECAUSE OF SHOPPING . . . . .   | 5 800   | 500                  | 300                | 1 000                | 800                  | 1 100                | 1 000                | 900                  | 300                  | -                   | -                  | ...                      |
| BECAUSE OF POLICE PROTECTION . . . . .                                      | 6 000   | 300                  | 300                | 1 400                | 500                  | 800                  | 1 500                | 300                  | 200                  | -                   | -                  | 156                      |
| BECAUSE OF FIRE PROTECTION . . . . .  | 1 300   | 200                  | -                  | 200                  | 200                  | 500                  | 700                  | 300                  | 500                  | -                   | 300                | 159                      |
| BECAUSE OF HOSPITALS OR HEALTH CLINICS . . . . .                            | 2 900   | 300                  | -                  | 200                  | 300                  | 500                  | 500                  | 700                  | 200                  | -                   | -                  | ...                      |
| HOUSEHOLD WOULD NOT LIKE TO MOVE . . . . .                                  | 26 700  | 1 900                | 2 100              | 3 800                | 3 300                | 4 400                | 3 100                | 6 200                | 1 000                | 500                 | 500                | 161                      |
| NOT REPORTED . . . . .  | 1 400   | -                    | 200                | 300                  | 300                  | 200                  | 200                  | 500                  | -                    | -                   | -                  | ...                      |
| WITH ADEQUATE SERVICE. . . . .  | 103 400 | 7 900                | 7 900              | 15 100               | 13 600               | 18 300               | 14 500               | 16 500               | 6 800                | 1 600               | 1 100              | 159                      |
| NOT REPORTED . . . . .  | 200     | -                    | -                  | -                    | -                    | -                    | -                    | 200                  | -                    | -                   | -                  | ...                      |
| OVERALL OPINION OF NEIGHBORHOOD   |         |                      |                    |                      |                      |                      |                      |                      |                      |                     |                    |                          |
| EXCELLENT. . . . .  | 23 400  | 900                  | 1 700              | 2 300                | 2 700                | 5 000                | 3 900                | 3 600                | 1 600                | 1 500               | 200                | 164                      |
| GOOD . . . . .  | 57 200  | 3 200                | 4 200              | 7 800                | 7 300                | 8 500                | 7 700                | 13 400               | 3 900                | 500                 | 800                | 166                      |
| FAIR . . . . .  | 53 800  | 5 700                | 3 700              | 8 400                | 7 500                | 10 900               | 6 600                | 7 700                | 2 700                | 200                 | 500                | 153                      |
| POOR . . . . .  | 11 900  | 1 300                | 1 100              | 2 800                | 1 700                | 800                  | 2 400                | 900                  | 300                  | -                   | 500                | 132                      |
| NOT REPORTED . . . . .  | 500     | -                    | 200                | 200                  | -                    | -                    | -                    | 200                  | -                    | -                   | -                  | ...                      |
| HOUSEHOLD WOULD LIKE TO MOVE . . . . .                                      | 31 700  | 3 000                | 1 600              | 5 400                | 4 200                | 5 100                | 5 500                | 4 500                | 1 600                | -                   | 600                | 156                      |
| EXCELLENT. . . . .  | 500     | -                    | -                  | 200                  | 200                  | -                    | -                    | 200                  | -                    | -                   | -                  | ...                      |
| GOOD . . . . .  | 4 300   | 300                  | 200                | 600                  | 300                  | 700                  | 1 100                | 800                  | 300                  | -                   | -                  | 177                      |
| FAIR . . . . .  | 18 200  | 1 900                | 800                | 2 200                | 2 800                | 3 700                | 2 800                | 2 900                | 900                  | -                   | 100                | 158                      |
| POOR . . . . .  | 8 500   | 800                  | 600                | 2 300                | 1 000                | 800                  | 1 600                | 600                  | 300                  | -                   | 500                | 132                      |
| NOT REPORTED . . . . .  | 200     | -                    | -                  | 200                  | -                    | -                    | -                    | -                    | -                    | -                   | -                  | ...                      |
| HOUSEHOLD WOULD NOT LIKE TO MOVE . . . . .                                  | 114 700 | 8 100                | 9 200              | 15 900               | 15 000               | 19 900               | 15 100               | 21 100               | 6 900                | 2 100               | 1 300              | 160                      |
| EXCELLENT. . . . .  | 22 700  | 900                  | 1 700              | 2 100                | 2 600                | 4 800                | 3 900                | 3 400                | 1 600                | 1 500               | 200                | 170                      |
| GOOD . . . . .  | 52 900  | 2 900                | 4 000              | 7 200                | 7 000                | 7 800                | 6 600                | 12 600               | 3 500                | 500                 | 800                | 165                      |
| FAIR . . . . .  | 35 600  | 3 800                | 2 800              | 6 200                | 4 700                | 7 300                | 3 800                | 4 800                | 1 800                | 200                 | 300                | 151                      |
| POOR . . . . .  | 3 400   | 500                  | 500                | 500                  | 800                  | -                    | -                    | -                    | -                    | -                   | -                  | ...                      |
| NOT REPORTED . . . . .  | 200     | -                    | 200                | -                    | -                    | -                    | -                    | -                    | -                    | -                   | -                  | ...                      |
| NOT REPORTED . . . . .  | 300     | -                    | -                  | -                    | -                    | 200                  | -                    | 200                  | -                    | -                   | -                  | ...                      |

<sup>1</sup>EXCLUDES 1-FAMILY HOMES ON 10 ACRES OR MORE.  
<sup>2</sup>WISH TO MOVE RELATES ONLY TO RESPONDENTS' OPINION OF SPECIFIC CONDITIONS.  
<sup>3</sup>FIGURES WILL NOT ADD TO TOTAL BECAUSE MORE THAN ONE INADEQUATE SERVICE WAS REPORTED FOR THE SAME UNIT.  
<sup>4</sup>WISH TO MOVE RELATES ONLY TO RESPONDENTS' OPINION OF SPECIFIC SERVICES.



TABLE B-13. INCOME OF FAMILIES AND PRIMARY INDIVIDUALS BY OCCUPANCY AND UTILIZATION CHARACTERISTICS AND SERVICES AVAILABLE FOR HOUSING UNITS WITH BLACK HOUSEHOLD HEAD: 1976--CONTINUED

(DATA BASED ON SAMPLE, SEE TEXT. FOR MINIMUM BASE FOR DERIVED FIGURES (PERCENT, MEDIAN, ETC.) AND MEANING OF SYMBOLS, SEE TEXT)

| STANDARD METROPOLITAN STATISTICAL AREA<br>BALTIMORE, MD.<br>IN CENTRAL CITY | TOTAL  | LESS<br>THAN<br>\$3,000 | \$3,000<br>TO<br>\$4,999 | \$5,000<br>TO<br>\$6,999 | \$7,000<br>TO<br>\$9,999 | \$10,000<br>TO<br>\$14,999 | \$15,000<br>TO<br>\$19,999 | \$20,000<br>TO<br>\$24,999 | \$25,000<br>OR<br>MORE | MEDIAN<br>(DOL-<br>LARS) |
|---|--------|-------------------------|--------------------------|--------------------------|--------------------------|----------------------------|----------------------------|----------------------------|------------------------|--------------------------|
| <b>EXTERMINATOR SERVICE</b>   |        |                         |                          |                          |                          |                            |                            |                            |                        |                          |
| OWNER OCCUPIED, . . . . .   | 39 600 | 3 700                   | 2 600                    | 5 000                    | 4 300                    | 6 700                      | 8 300                      | 2 600                      | 6 600                  | 13200                    |
| OCCUPIED 3 MONTHS OR LONGER . . . . .                                       | 39 000 | 3 700                   | 2 600                    | 5 000                    | 4 100                    | 6 500                      | 8 100                      | 2 600                      | 6 400                  | 13200                    |
| NO SIGNS OF MICE OR RATS, . . . . .   | 31 900 | 2 800                   | 2 000                    | 3 800                    | 2 800                    | 5 700                      | 7 000                      | 2 100                      | 5 600                  | 14000                    |
| WITH SIGNS OF MICE OR RATS, . . . . .                                       | 6 900  | 800                     | 500                      | 1 100                    | 1 300                    | 800                        | 1 100                      | 500                        | 800                    | 9300                     |
| REGULAR EXTERMINATION SERVICE . . . . .                                     | 1 200  | 300                     | -                        | -                        | 500                      | 200                        | 200                        | -                          | 100                    | ...                      |
| IRREGULAR EXTERMINATION SERVICE . . . . .                                   | 2 100  | 500                     | 300                      | 700                      | 200                      | 200                        | 100                        | 200                        | -                      | ...                      |
| NO EXTERMINATION SERVICE, . . . . .   | 3 500  | -                       | 200                      | 500                      | 600                      | 500                        | 800                        | 300                        | 600                    | ...                      |
| NOT REPORTED, . . . . .   | -      | -                       | -                        | -                        | -                        | -                          | -                          | -                          | -                      | ...                      |
| NOT REPORTED, . . . . .   | 100    | 100                     | -                        | -                        | -                        | -                          | -                          | -                          | -                      | ...                      |
| OCCUPIED LESS THAN 3 MONTHS . . . . .                                       | 700    | -                       | -                        | -                        | 200                      | 200                        | 200                        | -                          | 200                    | ...                      |
| <b>RENTER OCCUPIED</b>  |        |                         |                          |                          |                          |                            |                            |                            |                        |                          |
| OWNER OCCUPIED, . . . . .   | 82 200 | 17 700                  | 15 000                   | 8 800                    | 14 800                   | 13 800                     | 7 300                      | 3 700                      | 1 100                  | 6900                     |
| OCCUPIED 3 MONTHS OR LONGER . . . . .                                       | 77 200 | 16 300                  | 14 100                   | 8 300                    | 14 300                   | 13 100                     | 6 800                      | 3 400                      | 1 000                  | 7000                     |
| NO SIGNS OF MICE OR RATS, . . . . .   | 47 300 | 9 100                   | 8 600                    | 5 000                    | 8 500                    | 7 900                      | 4 700                      | 2 600                      | 1 000                  | 7300                     |
| WITH SIGNS OF MICE OR RATS, . . . . .                                       | 29 600 | 7 200                   | 5 400                    | 3 400                    | 5 600                    | 5 200                      | 1 900                      | 800                        | -                      | 6300                     |
| REGULAR EXTERMINATION SERVICE . . . . .                                     | 2 200  | 700                     | 200                      | 300                      | 300                      | 600                        | 200                        | -                          | -                      | ...                      |
| IRREGULAR EXTERMINATION SERVICE . . . . .                                   | 4 800  | 500                     | 1 500                    | 800                      | 1 600                    | 1 400                      | 800                        | 200                        | -                      | 8200                     |
| NO EXTERMINATION SERVICE, . . . . .   | 20 300 | 5 900                   | 3 800                    | 2 200                    | 3 700                    | 3 000                      | 1 000                      | 600                        | -                      | 5400                     |
| NOT REPORTED, . . . . .   | 300    | 200                     | -                        | -                        | -                        | 200                        | -                          | -                          | -                      | ...                      |
| NOT REPORTED, . . . . .   | 300    | -                       | -                        | -                        | -                        | -                          | -                          | -                          | -                      | ...                      |
| OCCUPIED LESS THAN 3 MONTHS . . . . .                                       | 5 000  | 1 400                   | 1 000                    | 500                      | 500                      | 700                        | 500                        | 300                        | 200                    | 5400                     |

TABLE B-14. INCOME OF FAMILIES AND PRIMARY INDIVIDUALS BY DEFICIENCIES IN SELECTED STRUCTURAL CHARACTERISTICS FOR HOUSING UNITS WITH BLACK HOUSEHOLD HEAD: 1976

(DATA BASED ON SAMPLE, SEE TEXT. FOR MINIMUM BASE FOR DERIVED FIGURES (PERCENT, MEDIAN, ETC.) AND MEANING OF SYMBOLS, SEE TEXT)

| STANDARD METROPOLITAN STATISTICAL AREA<br>BALTIMORE, MD.<br>IN CENTRAL CITY | TOTAL  | LESS<br>THAN<br>\$3,000 | \$3,000<br>TO<br>\$4,999 | \$5,000<br>TO<br>\$6,999 | \$7,000<br>TO<br>\$9,999 | \$10,000<br>TO<br>\$14,999 | \$15,000<br>TO<br>\$19,999 | \$20,000<br>TO<br>\$24,999 | \$25,000<br>OR<br>MORE | MEDIAN<br>(DOL-<br>LARS) |
|---|--------|-------------------------|--------------------------|--------------------------|--------------------------|----------------------------|----------------------------|----------------------------|------------------------|--------------------------|
| <b>2 OR MORE UNITS IN STRUCTURE, . . . . .</b>                              |        |                         |                          |                          |                          |                            |                            |                            |                        |                          |
| <b>COMMON STAIRWAYS</b>   |        |                         |                          |                          |                          |                            |                            |                            |                        |                          |
| OWNER OCCUPIED, . . . . .   | 1 400  | 500                     | -                        | 300                      | -                        | -                          | 300                        | -                          | -                      | ...                      |
| WITH COMMON STAIRWAYS . . . . .   | 800    | 300                     | -                        | -                        | 200                      | -                          | 300                        | -                          | -                      | ...                      |
| NO LOOSE STEPS, . . . . .   | 800    | 300                     | -                        | -                        | 200                      | -                          | 300                        | -                          | -                      | ...                      |
| RAILINGS NOT LOOSE, . . . . .   | 800    | 300                     | -                        | -                        | 200                      | -                          | 300                        | -                          | -                      | ...                      |
| RAILINGS LOOSE, . . . . .   | -      | -                       | -                        | -                        | -                        | -                          | -                          | -                          | -                      | ...                      |
| NO RAILINGS, . . . . .  | -      | -                       | -                        | -                        | -                        | -                          | -                          | -                          | -                      | ...                      |
| RAILINGS NOT REPORTED . . . . .   | -      | -                       | -                        | -                        | -                        | -                          | -                          | -                          | -                      | ...                      |
| LOOSE STEPS, . . . . .  | -      | -                       | -                        | -                        | -                        | -                          | -                          | -                          | -                      | ...                      |
| RAILINGS NOT LOOSE, . . . . .   | -      | -                       | -                        | -                        | -                        | -                          | -                          | -                          | -                      | ...                      |
| RAILINGS LOOSE, . . . . .   | -      | -                       | -                        | -                        | -                        | -                          | -                          | -                          | -                      | ...                      |
| NO RAILINGS, . . . . .  | -      | -                       | -                        | -                        | -                        | -                          | -                          | -                          | -                      | ...                      |
| RAILINGS NOT REPORTED . . . . .   | -      | -                       | -                        | -                        | -                        | -                          | -                          | -                          | -                      | ...                      |
| STEPS NOT REPORTED, . . . . .   | -      | -                       | -                        | -                        | -                        | -                          | -                          | -                          | -                      | ...                      |
| NO COMMON STAIRWAYS . . . . .   | 600    | 100                     | -                        | 300                      | 200                      | -                          | -                          | -                          | -                      | ...                      |
| <b>RENTER OCCUPIED</b>  |        |                         |                          |                          |                          |                            |                            |                            |                        |                          |
| OWNER OCCUPIED, . . . . .   | 43 600 | 10 100                  | 8 300                    | 4 300                    | 8 100                    | 7 000                      | 3 900                      | 1 500                      | 500                    | 6600                     |
| WITH COMMON STAIRWAYS . . . . .   | 36 800 | 8 300                   | 6 900                    | 3 700                    | 6 600                    | 6 100                      | 3 200                      | 1 500                      | 500                    | 6700                     |
| NO LOOSE STEPS, . . . . .   | 31 900 | 6 900                   | 6 200                    | 3 000                    | 6 000                    | 4 900                      | 3 200                      | 1 300                      | 300                    | 6900                     |
| RAILINGS NOT LOOSE, . . . . .   | 28 100 | 6 200                   | 5 600                    | 2 700                    | 5 000                    | 4 100                      | 3 100                      | 1 000                      | 300                    | 6600                     |
| RAILINGS LOOSE, . . . . .   | 1 800  | 200                     | 300                      | -                        | 600                      | 500                        | 200                        | -                          | -                      | ...                      |
| NO RAILINGS, . . . . .  | 1 400  | 500                     | 200                      | 300                      | 200                      | 300                        | -                          | -                          | -                      | ...                      |
| RAILINGS NOT REPORTED . . . . .   | 600    | 200                     | 200                      | 200                      | 200                      | 200                        | -                          | -                          | -                      | ...                      |
| LOOSE STEPS, . . . . .  | 3 100  | 1 300                   | 500                      | 300                      | 200                      | 800                        | 200                        | 200                        | -                      | ...                      |
| RAILINGS NOT LOOSE, . . . . .   | 1 600  | 600                     | 200                      | 200                      | 200                      | 600                        | -                          | -                          | -                      | ...                      |
| RAILINGS LOOSE, . . . . .   | 1 000  | 500                     | 200                      | 200                      | 200                      | -                          | -                          | -                          | -                      | ...                      |
| NO RAILINGS, . . . . .  | 500    | 200                     | 200                      | -                        | -                        | 200                        | -                          | -                          | -                      | ...                      |
| RAILINGS NOT REPORTED . . . . .   | -      | -                       | -                        | -                        | -                        | -                          | -                          | -                          | -                      | ...                      |
| STEPS NOT REPORTED, . . . . .   | 1 800  | 200                     | 200                      | 300                      | 500                      | 300                        | -                          | 200                        | 200                    | ...                      |
| NO COMMON STAIRWAYS . . . . .   | 6 900  | 1 700                   | 1 500                    | 600                      | 1 400                    | 1 000                      | 600                        | -                          | -                      | 5800                     |
| <b>LIGHT FIXTURES IN PUBLIC HALLS</b>                                       |        |                         |                          |                          |                          |                            |                            |                            |                        |                          |
| OWNER OCCUPIED, . . . . .   | 1 400  | 500                     | -                        | 300                      | 300                      | -                          | 300                        | -                          | -                      | ...                      |
| WITH PUBLIC HALLS . . . . .   | 600    | 100                     | -                        | -                        | 200                      | -                          | 300                        | -                          | -                      | ...                      |
| WITH LIGHT FIXTURES . . . . .   | 600    | 100                     | -                        | -                        | 200                      | -                          | 300                        | -                          | -                      | ...                      |
| ALL WORKING, . . . . .  | 600    | 100                     | -                        | -                        | 200                      | -                          | 300                        | -                          | -                      | ...                      |
| SOME WORKING, . . . . .   | -      | -                       | -                        | -                        | 200                      | -                          | 300                        | -                          | -                      | ...                      |
| NONE WORKING, . . . . .   | -      | -                       | -                        | -                        | -                        | -                          | -                          | -                          | -                      | ...                      |
| NOT REPORTED, . . . . .   | -      | -                       | -                        | -                        | -                        | -                          | -                          | -                          | -                      | ...                      |
| NO LIGHT FIXTURES . . . . .   | -      | -                       | -                        | -                        | -                        | -                          | -                          | -                          | -                      | ...                      |
| NO PUBLIC HALLS . . . . .   | 800    | 300                     | -                        | 300                      | 200                      | -                          | -                          | -                          | -                      | ...                      |
| NOT REPORTED, . . . . .   | -      | -                       | -                        | -                        | -                        | -                          | -                          | -                          | -                      | ...                      |
| <b>RENTER OCCUPIED</b>  |        |                         |                          |                          |                          |                            |                            |                            |                        |                          |
| OWNER OCCUPIED, . . . . .   | 43 600 | 10 100                  | 8 300                    | 4 300                    | 8 100                    | 7 000                      | 3 900                      | 1 500                      | 500                    | 6600                     |
| WITH PUBLIC HALLS . . . . .   | 35 800 | 8 300                   | 6 900                    | 3 800                    | 6 800                    | 5 900                      | 2 800                      | 1 100                      | 300                    | 6400                     |
| WITH LIGHT FIXTURES . . . . .   | 34 800 | 8 100                   | 6 800                    | 3 700                    | 6 600                    | 5 600                      | 2 600                      | 1 100                      | 300                    | 6400                     |
| ALL WORKING, . . . . .  | 30 800 | 7 500                   | 5 800                    | 2 900                    | 5 800                    | 5 400                      | 2 200                      | 1 100                      | -                      | 6500                     |
| SOME WORKING, . . . . .   | 3 100  | 500                     | 1 000                    | 500                      | 300                      | 200                        | 300                        | -                          | 300                    | ...                      |
| NONE WORKING, . . . . .   | 800    | 200                     | -                        | 200                      | 500                      | -                          | -                          | -                          | -                      | ...                      |
| NOT REPORTED, . . . . .   | 200    | -                       | -                        | 200                      | -                        | -                          | -                          | -                          | -                      | ...                      |
| NO LIGHT FIXTURES . . . . .   | 1 000  | 200                     | 200                      | 200                      | 200                      | 300                        | -                          | -                          | -                      | ...                      |
| NO PUBLIC HALLS . . . . .   | 6 400  | 1 600                   | 1 400                    | 300                      | 800                      | 800                        | 1 300                      | 200                        | -                      | 6100                     |
| NOT REPORTED, . . . . .   | 1 400  | 200                     | -                        | 200                      | 500                      | 300                        | -                          | 200                        | 200                    | ...                      |
| <b>STORIES BETWEEN MAIN AND APARTMENT ENTRANCES</b>                         |        |                         |                          |                          |                          |                            |                            |                            |                        |                          |
| NONE (ON SAME FLOOR) . . . . .  | 13 500 | 3 800                   | 2 200                    | 1 100                    | 2 700                    | 2 100                      | 1 100                      | 300                        | 200                    | 6400                     |
| 1 (UP OR DOWN) . . . . .  | 19 100 | 4 300                   | 2 900                    | 2 300                    | 3 700                    | 3 100                      | 2 300                      | 500                        | 200                    | 7100                     |
| 2 OR MORE (UP OR DOWN) . . . . .  | 11 200 | 2 300                   | 3 100                    | 1 100                    | 2 000                    | 1 400                      | 500                        | 700                        | 200                    | 5500                     |
| NOT REPORTED, . . . . .   | 1 300  | 200                     | 200                      | 100                      | -                        | 500                        | 300                        | -                          | -                      | ...                      |
| <b>1-UNIT STRUCTURES INCLUDING MOBILE HOMES<br/>OR TRAILERS, . . . . .</b>  |        |                         |                          |                          |                          |                            |                            |                            |                        |                          |
|   | 76 800 | 10 900                  | 9 300                    | 9 200                    | 10 700                   | 13 500                     | 11 400                     | 4 800                      | 7 200                  | 9600                     |

TABLE B-14. INCOME OF FAMILIES AND PRIMARY INDIVIDUALS BY DEFICIENCIES IN SELECTED STRUCTURAL CHARACTERISTICS FOR HOUSING UNITS WITH BLACK HOUSEHOLD HEAD: 1976--CONTINUED

(DATA BASED ON SAMPLE, SEE TEXT, FOR MINIMUM BASE FOR DERIVED FIGURES (PERCENT, MEDIAN, ETC.) AND MEANING OF SYMBOLS, SEE TEXT)

| STANDARD METROPOLITAN STATISTICAL AREA<br>BALTIMORE, MD.<br>IN CENTRAL CITY | TOTAL   | LESS<br>THAN<br>\$3,000 | \$3,000<br>TO<br>\$4,999 | \$5,000<br>TO<br>\$6,999 | \$7,000<br>TO<br>\$9,999 | \$10,000<br>TO<br>\$14,999 | \$15,000<br>TO<br>\$19,999 | \$20,000<br>TO<br>\$24,999 | \$25,000<br>OR<br>MORE | MEDIAN<br>(DOL-<br>LARS) |
|---|---------|-------------------------|--------------------------|--------------------------|--------------------------|----------------------------|----------------------------|----------------------------|------------------------|--------------------------|
| ALL OCCUPIED HOUSING UNITS. . . . .   | 121 900 | 21 400                  | 17 600                   | 13 800                   | 19 000                   | 20 500                     | 15 600                     | 6 300                      | 7 700                  | 8300                     |
| ELECTRIC WIRING   |         |                         |                          |                          |                          |                            |                            |                            |                        |                          |
| OWNER OCCUPIED. . . . .   | 39 600  | 3 700                   | 2 600                    | 5 000                    | 4 300                    | 6 700                      | 8 300                      | 2 600                      | 6 600                  | 13200                    |
| ALL WIRING CONCEALED IN WALLS OR METAL COVERING . . . . .                   | 39 300  | 3 700                   | 2 600                    | 5 000                    | 4 300                    | 6 700                      | 8 000                      | 2 600                      | 6 600                  | 13100                    |
| SOME OR ALL WIRING EXPOSED. . . . .   | 300     | -                       | -                        | -                        | -                        | -                          | 300                        | -                          | -                      | ...                      |
| NOT REPORTED. . . . .   | -       | -                       | -                        | -                        | -                        | -                          | -                          | -                          | -                      | -                        |
| RENTER OCCUPIED. . . . .  | 82 200  | 17 700                  | 15 000                   | 8 800                    | 14 800                   | 13 800                     | 7 300                      | 3 700                      | 1 100                  | 6900                     |
| ALL WIRING CONCEALED IN WALLS OR METAL COVERING . . . . .                   | 78 200  | 16 400                  | 14 400                   | 8 600                    | 14 400                   | 13 000                     | 6 900                      | 3 200                      | 1 100                  | 6900                     |
| SOME OR ALL WIRING EXPOSED. . . . .   | 4 000   | 1 300                   | 700                      | 200                      | 300                      | 800                        | 300                        | 500                        | -                      | 5900                     |
| NOT REPORTED. . . . .   | -       | -                       | -                        | -                        | -                        | -                          | -                          | -                          | -                      | -                        |
| ELECTRIC WALL OUTLETS   |         |                         |                          |                          |                          |                            |                            |                            |                        |                          |
| OWNER OCCUPIED. . . . .   | 39 600  | 3 700                   | 2 600                    | 5 000                    | 4 300                    | 6 700                      | 8 300                      | 2 600                      | 6 600                  | 13200                    |
| WITH WORKING OUTLETS IN EACH ROOM . . . . .                                 | 38 100  | 3 700                   | 2 400                    | 4 800                    | 4 100                    | 6 200                      | 7 700                      | 2 600                      | 6 600                  | 13200                    |
| LACKING WORKING OUTLETS IN SOME OR ALL ROOMS. . . . .                       | 1 600   | -                       | 200                      | 100                      | 200                      | 500                        | 600                        | -                          | -                      | ...                      |
| NOT REPORTED. . . . .   | -       | -                       | -                        | -                        | -                        | -                          | -                          | -                          | -                      | -                        |
| RENTER OCCUPIED. . . . .  | 82 200  | 17 700                  | 15 000                   | 8 800                    | 14 800                   | 13 800                     | 7 300                      | 3 700                      | 1 100                  | 6900                     |
| WITH WORKING OUTLETS IN EACH ROOM . . . . .                                 | 74 400  | 15 000                  | 13 200                   | 7 900                    | 13 800                   | 12 800                     | 6 800                      | 3 700                      | 1 100                  | 7200                     |
| LACKING WORKING OUTLETS IN SOME OR ALL ROOMS. . . . .                       | 7 800   | 2 700                   | 1 800                    | 900                      | 900                      | 1 000                      | 500                        | -                          | -                      | 4400                     |
| NOT REPORTED. . . . .   | -       | -                       | -                        | -                        | -                        | -                          | -                          | -                          | -                      | -                        |
| BASEMENT  |         |                         |                          |                          |                          |                            |                            |                            |                        |                          |
| OWNER OCCUPIED. . . . .   | 39 600  | 3 700                   | 2 600                    | 5 000                    | 4 300                    | 6 700                      | 8 300                      | 2 600                      | 6 600                  | 13200                    |
| WITH BASEMENT . . . . .   | 39 300  | 3 700                   | 2 600                    | 5 000                    | 4 100                    | 6 700                      | 8 100                      | 2 600                      | 6 600                  | 13200                    |
| NO WATER LEAKAGE. . . . .   | 33 700  | 3 200                   | 2 100                    | 4 300                    | 3 400                    | 5 200                      | 7 300                      | 2 400                      | 5 600                  | 13600                    |
| WITH WATER LEAKAGE. . . . .   | 5 300   | 300                     | 500                      | 600                      | 600                      | 1 300                      | 800                        | 200                        | 900                    | 12100                    |
| DON'T KNOW. . . . .   | 300     | 200                     | -                        | -                        | -                        | 200                        | -                          | -                          | -                      | ...                      |
| NOT REPORTED. . . . .   | -       | -                       | -                        | -                        | -                        | -                          | -                          | -                          | -                      | ...                      |
| NO BASEMENT . . . . .   | 300     | -                       | -                        | -                        | 200                      | -                          | -                          | -                          | -                      | ...                      |
| RENTER OCCUPIED. . . . .  | 82 200  | 17 700                  | 15 000                   | 8 800                    | 14 800                   | 13 800                     | 7 300                      | 3 700                      | 1 100                  | 6900                     |
| WITH BASEMENT . . . . .   | 67 100  | 13 600                  | 11 700                   | 7 700                    | 11 400                   | 11 900                     | 6 800                      | 3 100                      | 1 000                  | 7100                     |
| NO WATER LEAKAGE. . . . .   | 37 200  | 6 500                   | 5 600                    | 5 100                    | 7 200                    | 6 800                      | 4 000                      | 1 600                      | 500                    | 7600                     |
| WITH WATER LEAKAGE. . . . .   | 10 200  | 2 300                   | 1 500                    | 800                      | 1 800                    | 1 900                      | 1 100                      | 700                        | 200                    | 7900                     |
| DON'T KNOW. . . . .   | 19 400  | 4 800                   | 4 600                    | 1 700                    | 2 400                    | 3 000                      | 1 600                      | 800                        | 300                    | 5300                     |
| NOT REPORTED. . . . .   | 300     | 200                     | -                        | -                        | -                        | 200                        | -                          | -                          | -                      | ...                      |
| NO BASEMENT . . . . .   | 15 100  | 4 100                   | 3 400                    | 1 100                    | 3 400                    | 1 900                      | 500                        | 600                        | 200                    | 5300                     |
| ROOF  |         |                         |                          |                          |                          |                            |                            |                            |                        |                          |
| OWNER OCCUPIED. . . . .   | 39 600  | 3 700                   | 2 600                    | 5 000                    | 4 300                    | 6 700                      | 8 300                      | 2 600                      | 6 600                  | 13200                    |
| NO WATER LEAKAGE. . . . .   | 34 900  | 2 700                   | 2 000                    | 4 600                    | 3 600                    | 6 000                      | 7 700                      | 2 600                      | 5 600                  | 13700                    |
| WITH WATER LEAKAGE. . . . .   | 4 400   | 1 000                   | 500                      | 300                      | 700                      | 500                        | 500                        | -                          | 1 000                  | 8700                     |
| DON'T KNOW. . . . .   | 200     | -                       | -                        | -                        | -                        | 200                        | -                          | -                          | -                      | ...                      |
| NOT REPORTED. . . . .   | 100     | -                       | -                        | -                        | -                        | -                          | 100                        | -                          | -                      | ...                      |
| RENTER OCCUPIED. . . . .  | 82 200  | 17 700                  | 15 000                   | 8 800                    | 14 800                   | 13 800                     | 7 300                      | 3 700                      | 1 100                  | 6900                     |
| NO WATER LEAKAGE. . . . .   | 58 900  | 13 200                  | 9 500                    | 5 900                    | 10 900                   | 10 600                     | 5 500                      | 2 700                      | 500                    | 7200                     |
| WITH WATER LEAKAGE. . . . .   | 16 200  | 2 900                   | 4 200                    | 2 600                    | 2 600                    | 1 600                      | 1 100                      | 800                        | 500                    | 5800                     |
| DON'T KNOW. . . . .   | 7 100   | 1 600                   | 1 300                    | 300                      | 1 300                    | 1 600                      | 700                        | 200                        | 200                    | 7800                     |
| NOT REPORTED. . . . .   | -       | -                       | -                        | -                        | -                        | -                          | -                          | -                          | -                      | -                        |
| INTERIOR CEILINGS AND WALLS   |         |                         |                          |                          |                          |                            |                            |                            |                        |                          |
| OWNER OCCUPIED. . . . .   | 39 600  | 3 700                   | 2 600                    | 5 000                    | 4 300                    | 6 700                      | 8 300                      | 2 600                      | 6 600                  | 13200                    |
| OPEN CRACKS OR HOLES: . . . . .   | 36 700  | 3 400                   | 2 100                    | 4 700                    | 3 800                    | 6 000                      | 7 800                      | 2 600                      | 6 400                  | 13700                    |
| NO OPEN CRACKS OR HOLES . . . . .   | 2 900   | 300                     | 500                      | 300                      | 500                      | 700                        | 500                        | -                          | 100                    | ...                      |
| WITH OPEN CRACKS OR HOLES . . . . .   | -       | -                       | -                        | -                        | -                        | -                          | -                          | -                          | -                      | ...                      |
| NOT REPORTED. . . . .   | -       | -                       | -                        | -                        | -                        | -                          | -                          | -                          | -                      | -                        |
| BROKEN PLASTER: . . . . .   | 37 700  | 3 200                   | 2 300                    | 5 000                    | 4 100                    | 6 200                      | 8 000                      | 2 600                      | 6 400                  | 13500                    |
| NO BROKEN PLASTER . . . . .   | 1 900   | 500                     | 300                      | -                        | 200                      | 500                        | 300                        | -                          | 100                    | ...                      |
| WITH BROKEN PLASTER . . . . .   | -       | -                       | -                        | -                        | -                        | -                          | -                          | -                          | -                      | ...                      |
| NOT REPORTED. . . . .   | -       | -                       | -                        | -                        | -                        | -                          | -                          | -                          | -                      | -                        |
| PEELING PAINT: . . . . .  | 37 800  | 3 400                   | 2 300                    | 4 800                    | 4 000                    | 6 400                      | 8 100                      | 2 300                      | 6 600                  | 13500                    |
| NO PEELING PAINT. . . . .   | 1 900   | 300                     | 300                      | 200                      | 300                      | 300                        | 200                        | 300                        | -                      | ...                      |
| WITH PEELING PAINT. . . . .   | -       | -                       | -                        | -                        | -                        | -                          | -                          | -                          | -                      | ...                      |
| NOT REPORTED. . . . .   | -       | -                       | -                        | -                        | -                        | -                          | -                          | -                          | -                      | -                        |
| RENTER OCCUPIED. . . . .  | 82 200  | 17 700                  | 15 000                   | 8 800                    | 14 800                   | 13 800                     | 7 300                      | 3 700                      | 1 100                  | 6900                     |
| OPEN CRACKS OR HOLES: . . . . .   | 55 800  | 9 900                   | 9 900                    | 5 600                    | 10 100                   | 10 800                     | 5 600                      | 2 900                      | 1 000                  | 7700                     |
| NO OPEN CRACKS OR HOLES . . . . .   | 26 200  | 7 700                   | 5 100                    | 3 200                    | 4 600                    | 3 000                      | 1 600                      | 800                        | 200                    | 5200                     |
| WITH OPEN CRACKS OR HOLES . . . . .   | 200     | 200                     | -                        | -                        | -                        | -                          | -                          | -                          | -                      | ...                      |
| NOT REPORTED. . . . .   | -       | -                       | -                        | -                        | -                        | -                          | -                          | -                          | -                      | -                        |
| BROKEN PLASTER: . . . . .   | 67 700  | 13 900                  | 12 500                   | 7 400                    | 11 100                   | 12 100                     | 6 300                      | 3 400                      | 1 100                  | 7000                     |
| NO BROKEN PLASTER . . . . .   | 14 500  | 3 800                   | 2 600                    | 1 400                    | 3 700                    | 1 700                      | 1 000                      | 300                        | -                      | 6200                     |
| WITH BROKEN PLASTER . . . . .   | -       | -                       | -                        | -                        | -                        | -                          | -                          | -                          | -                      | -                        |
| NOT REPORTED. . . . .   | -       | -                       | -                        | -                        | -                        | -                          | -                          | -                          | -                      | -                        |
| PEELING PAINT: . . . . .  | 69 900  | 13 800                  | 13 100                   | 7 700                    | 11 900                   | 12 400                     | 6 100                      | 3 700                      | 1 100                  | 7100                     |
| NO PEELING PAINT. . . . .   | 12 300  | 3 900                   | 1 900                    | 1 100                    | 2 900                    | 1 400                      | 1 100                      | -                          | -                      | 5700                     |
| WITH PEELING PAINT. . . . .   | -       | -                       | -                        | -                        | -                        | -                          | -                          | -                          | -                      | -                        |
| NOT REPORTED. . . . .   | -       | -                       | -                        | -                        | -                        | -                          | -                          | -                          | -                      | -                        |
| INTERIOR FLOORS   |         |                         |                          |                          |                          |                            |                            |                            |                        |                          |
| OWNER OCCUPIED. . . . .   | 39 600  | 3 700                   | 2 600                    | 5 000                    | 4 300                    | 6 700                      | 8 300                      | 2 600                      | 6 600                  | 13200                    |
| NO HOLES IN FLOOR . . . . .   | 38 500  | 3 500                   | 2 400                    | 5 000                    | 4 000                    | 6 500                      | 8 000                      | 2 600                      | 6 600                  | 13400                    |
| WITH HOLES IN FLOOR . . . . .   | 1 100   | 200                     | 100                      | -                        | 300                      | 200                        | 300                        | -                          | -                      | ...                      |
| NOT REPORTED. . . . .   | -       | -                       | -                        | -                        | -                        | -                          | -                          | -                          | -                      | -                        |
| RENTER OCCUPIED. . . . .  | 82 200  | 17 700                  | 15 000                   | 8 800                    | 14 800                   | 13 800                     | 7 300                      | 3 700                      | 1 100                  | 6900                     |
| NO HOLES IN FLOOR . . . . .   | 71 300  | 13 800                  | 13 000                   | 7 500                    | 12 700                   | 12 800                     | 6 900                      | 3 400                      | 1 100                  | 7300                     |
| WITH HOLES IN FLOOR . . . . .   | 10 500  | 3 700                   | 1 800                    | 1 300                    | 2 100                    | 1 000                      | 300                        | 300                        | -                      | 4700                     |
| NOT REPORTED. . . . .   | 500     | 200                     | 300                      | -                        | -                        | -                          | -                          | -                          | -                      | ...                      |





TABLE B-15. INCOME OF FAMILIES AND PRIMARY INDIVIDUALS BY FAILURES IN PLUMBING FACILITIES AND EQUIPMENT FOR HOUSING UNITS WITH BLACK HOUSEHOLD HEAD: 1976--CONTINUED

(DATA BASED ON SAMPLE, SEE TEXT. FOR MINIMUM BASE FOR DERIVED FIGURES (PERCENT, MEDIAN, ETC.) AND MEANING OF SYMBOLS, SEE TEXT)

| STANDARD METROPOLITAN STATISTICAL AREA<br>BALTIMORE, MD,<br>IN CENTRAL CITY | TOTAL  | LESS<br>THAN<br>\$3,000 | \$3,000<br>TO<br>\$4,999 | \$5,000<br>TO<br>\$6,999 | \$7,000<br>TO<br>\$9,999 | \$10,000<br>TO<br>\$14,999 | \$15,000<br>TO<br>\$19,999 | \$20,000<br>TO<br>\$24,999 | \$25,000<br>OR<br>MORE | MEDIAN<br>(DOL-<br>LARS) |
|---|--------|-------------------------|--------------------------|--------------------------|--------------------------|----------------------------|----------------------------|----------------------------|------------------------|--------------------------|
| UNITS OCCUPIED LAST WINTER--CONTINUED                                       |        |                         |                          |                          |                          |                            |                            |                            |                        |                          |
| HEATING EQUIPMENT--CONTINUED  |        |                         |                          |                          |                          |                            |                            |                            |                        |                          |
| RENTER OCCUPIED   | 69 900 | 14 700                  | 13 300                   | 7 200                    | 12 200                   | 12 300                     | 6 500                      | 2 700                      | 1 000                  | 6900                     |
| WITH HEATING EQUIPMENT  | 69 500 | 14 600                  | 13 100                   | 7 200                    | 12 200                   | 12 300                     | 6 500                      | 2 700                      | 1 000                  | 7000                     |
| NO BREAKDOWNS   | 56 200 | 11 800                  | 9 700                    | 6 200                    | 10 300                   | 9 600                      | 5 000                      | 2 600                      | 1 000                  | 7100                     |
| WITH BREAKDOWNS   | 11 900 | 2 600                   | 2 700                    | 1 000                    | 1 800                    | 2 400                      | 1 300                      | 200                        | -                      | 6300                     |
| 1 TIME  | 5 000  | 1 000                   | 600                      | 600                      | 500                      | 1 400                      | 700                        | 200                        | -                      | 8500                     |
| 2 TIMES   | 3 700  | 800                     | 800                      | 200                      | 1 000                    | 600                        | 300                        | -                          | -                      | ...                      |
| 3 TIMES   | 1 100  | 300                     | 600                      | -                        | -                        | -                          | 200                        | -                          | -                      | ...                      |
| 4 TIMES OR MORE   | 2 100  | 500                     | 700                      | 200                      | 300                      | 300                        | 200                        | -                          | -                      | ...                      |
| NOT REPORTED  | -      | -                       | -                        | -                        | -                        | -                          | -                          | -                          | -                      | ...                      |
| NO HEATING EQUIPMENT  | 1 400  | 100                     | 600                      | -                        | 200                      | 300                        | 200                        | -                          | -                      | ...                      |
| NO HEATING EQUIPMENT  | 300    | 200                     | 200                      | -                        | -                        | -                          | -                          | -                          | -                      | ...                      |
| INSUFFICIENT HEAT   |        |                         |                          |                          |                          |                            |                            |                            |                        |                          |
| ADDITIONAL HEAT SOURCE:   |        |                         |                          |                          |                          |                            |                            |                            |                        |                          |
| OWNER OCCUPIED  | 38 800 | 3 700                   | 2 600                    | 5 000                    | 4 300                    | 6 500                      | 8 000                      | 2 400                      | 6 400                  | 13000                    |
| WITH SPECIFIED HEATING EQUIPMENT  | 38 500 | 3 700                   | 2 600                    | 5 000                    | 4 100                    | 6 500                      | 7 800                      | 2 400                      | 6 400                  | 13000                    |
| NO ADDITIONAL HEAT SOURCE USED  | 34 900 | 3 400                   | 2 300                    | 4 700                    | 3 600                    | 5 500                      | 7 500                      | 2 100                      | 5 900                  | 13200                    |
| USED KITCHEN STOVE, FIREPLACE,<br>OR PORTABLE HEATER                        | 3 500  | 300                     | 300                      | 300                      | 500                      | 1 000                      | 300                        | 300                        | 500                    | ...                      |
| NOT REPORTED  | -      | -                       | -                        | -                        | -                        | -                          | -                          | -                          | -                      | ...                      |
| LACKING SPECIFIED HEATING EQUIPMENT OR NONE                                 | 300    | -                       | -                        | -                        | 200                      | -                          | 100                        | -                          | -                      | ...                      |
| RENTER OCCUPIED   | 69 900 | 14 700                  | 13 300                   | 7 200                    | 12 200                   | 12 300                     | 6 500                      | 2 700                      | 1 000                  | 6900                     |
| WITH SPECIFIED HEATING EQUIPMENT  | 67 500 | 13 800                  | 12 600                   | 6 600                    | 12 200                   | 12 200                     | 6 500                      | 2 700                      | 1 000                  | 7200                     |
| NO ADDITIONAL HEAT SOURCE USED  | 43 500 | 7 700                   | 6 900                    | 4 100                    | 8 000                    | 8 500                      | 5 000                      | 2 600                      | 700                    | 8100                     |
| USED KITCHEN STOVE, FIREPLACE,<br>OR PORTABLE HEATER                        | 22 700 | 6 000                   | 5 100                    | 2 400                    | 4 000                    | 3 300                      | 1 400                      | 200                        | 300                    | 5300                     |
| NOT REPORTED  | 1 300  | 100                     | 600                      | -                        | 200                      | 300                        | -                          | -                          | -                      | ...                      |
| LACKING SPECIFIED HEATING EQUIPMENT OR NONE                                 | 2 300  | 900                     | 600                      | 600                      | -                        | 200                        | -                          | -                          | -                      | ...                      |
| ROOMS LACKING SPECIFIED HEAT SOURCE:  |        |                         |                          |                          |                          |                            |                            |                            |                        |                          |
| OWNER OCCUPIED  | 38 800 | 3 700                   | 2 600                    | 5 000                    | 4 300                    | 6 500                      | 8 000                      | 2 400                      | 6 400                  | 13000                    |
| WITH SPECIFIED HEATING EQUIPMENT  | 38 500 | 3 700                   | 2 600                    | 5 000                    | 4 100                    | 6 500                      | 7 800                      | 2 400                      | 6 400                  | 13000                    |
| NO ROOMS LACKING AIR DUCTS, REGISTERS,<br>RADIATORS, OR HEATERS             | 34 200 | 3 500                   | 2 200                    | 4 000                    | 3 800                    | 5 700                      | 6 700                      | 2 400                      | 5 800                  | 13100                    |
| ROOMS LACKING AIR DUCTS, REGISTERS, RADIATORS,<br>OR HEATERS                | 4 300  | 200                     | 300                      | 1 000                    | 300                      | 800                        | 1 100                      | -                          | 600                    | 12200                    |
| 1 ROOM  | 2 600  | 200                     | 300                      | 300                      | 200                      | 600                        | 600                        | -                          | 300                    | ...                      |
| 2 ROOMS   | 500    | -                       | -                        | -                        | -                        | -                          | 200                        | -                          | 300                    | ...                      |
| 3 ROOMS OR MORE   | 1 300  | -                       | -                        | 600                      | 200                      | 200                        | 300                        | -                          | -                      | ...                      |
| NOT REPORTED  | -      | -                       | -                        | -                        | -                        | -                          | -                          | -                          | -                      | ...                      |
| LACKING SPECIFIED HEATING EQUIPMENT OR NONE                                 | 300    | -                       | -                        | -                        | 200                      | -                          | 100                        | -                          | -                      | ...                      |
| RENTER OCCUPIED   | 69 900 | 14 700                  | 13 300                   | 7 200                    | 12 200                   | 12 300                     | 6 500                      | 2 700                      | 1 000                  | 6900                     |
| WITH SPECIFIED HEATING EQUIPMENT  | 67 500 | 13 800                  | 12 600                   | 6 600                    | 12 200                   | 12 200                     | 6 500                      | 2 700                      | 1 000                  | 7200                     |
| NO ROOMS LACKING AIR DUCTS, REGISTERS,<br>RADIATORS, OR HEATERS             | 58 800 | 12 500                  | 10 500                   | 5 300                    | 10 400                   | 10 800                     | 5 800                      | 2 600                      | 1 000                  | 7300                     |
| ROOMS LACKING AIR DUCTS, REGISTERS, RADIATORS,<br>OR HEATERS                | 8 500  | 1 300                   | 2 000                    | 1 300                    | 1 800                    | 1 400                      | 600                        | 200                        | -                      | 6600                     |
| 1 ROOM  | 6 100  | 800                     | 1 500                    | 800                      | 1 100                    | 1 300                      | 500                        | 200                        | -                      | 7000                     |
| 2 ROOMS   | 1 500  | 100                     | 200                      | 300                      | 500                      | 200                        | 200                        | -                          | -                      | ...                      |
| 3 ROOMS OR MORE   | 1 000  | 300                     | 300                      | 200                      | 200                      | -                          | -                          | -                          | -                      | ...                      |
| NOT REPORTED  | 200    | -                       | 200                      | -                        | -                        | -                          | -                          | -                          | -                      | ...                      |
| LACKING SPECIFIED HEATING EQUIPMENT OR NONE                                 | 2 300  | 900                     | 600                      | 600                      | -                        | 200                        | -                          | -                          | -                      | ...                      |
| CLOSURE OF ROOMS:   |        |                         |                          |                          |                          |                            |                            |                            |                        |                          |
| OWNER OCCUPIED  | 38 800 | 3 700                   | 2 600                    | 5 000                    | 4 300                    | 6 500                      | 8 000                      | 2 400                      | 6 400                  | 13000                    |
| WITH HEATING EQUIPMENT  | 38 800 | 3 700                   | 2 600                    | 5 000                    | 4 300                    | 6 500                      | 8 000                      | 2 400                      | 6 400                  | 13000                    |
| NO ROOMS CLOSED   | 37 200 | 3 600                   | 2 400                    | 5 000                    | 4 100                    | 5 900                      | 7 700                      | 2 400                      | 6 300                  | 13100                    |
| CLOSED CERTAIN ROOMS  | 1 500  | 100                     | 200                      | -                        | 200                      | 700                        | 200                        | -                          | 100                    | ...                      |
| LIVING ROOM ONLY  | -      | -                       | -                        | -                        | -                        | -                          | -                          | -                          | -                      | ...                      |
| DINING ROOM ONLY  | -      | -                       | -                        | -                        | -                        | -                          | -                          | -                          | -                      | ...                      |
| 1 OR MORE BEDROOMS ONLY   | 600    | 100                     | 200                      | -                        | 200                      | 100                        | -                          | -                          | -                      | ...                      |
| OTHER ROOMS OR COMBINATION  | 500    | -                       | -                        | -                        | -                        | 200                        | 200                        | -                          | 100                    | ...                      |
| NOT REPORTED  | 300    | -                       | -                        | -                        | -                        | 300                        | -                          | -                          | -                      | ...                      |
| NO HEATING EQUIPMENT  | 200    | -                       | -                        | -                        | -                        | -                          | 200                        | -                          | -                      | ...                      |
| RENTER OCCUPIED   | 69 900 | 14 700                  | 13 300                   | 7 200                    | 12 200                   | 12 300                     | 6 500                      | 2 700                      | 1 000                  | 6900                     |
| WITH HEATING EQUIPMENT  | 69 500 | 14 600                  | 13 100                   | 7 200                    | 12 200                   | 12 300                     | 6 500                      | 2 700                      | 1 000                  | 7000                     |
| NO ROOMS CLOSED   | 60 400 | 12 800                  | 10 700                   | 6 400                    | 10 600                   | 10 900                     | 5 700                      | 2 600                      | 800                    | 7100                     |
| CLOSED CERTAIN ROOMS  | 7 700  | 1 600                   | 1 800                    | 800                      | 1 500                    | 1 100                      | 600                        | 200                        | 200                    | 6200                     |
| LIVING ROOM ONLY  | 1 800  | 500                     | 300                      | 300                      | 200                      | 300                        | 200                        | -                          | -                      | ...                      |
| DINING ROOM ONLY  | 200    | -                       | 200                      | -                        | -                        | -                          | -                          | -                          | -                      | ...                      |
| 1 OR MORE BEDROOMS ONLY   | 3 800  | 600                     | 800                      | 300                      | 1 100                    | 600                        | 300                        | -                          | -                      | 7400                     |
| OTHER ROOMS OR COMBINATION  | 1 900  | 500                     | 500                      | 200                      | 200                      | 200                        | 200                        | 200                        | 200                    | ...                      |
| NOT REPORTED  | -      | -                       | -                        | -                        | -                        | -                          | -                          | -                          | -                      | ...                      |
| NO HEATING EQUIPMENT  | 1 400  | 100                     | 600                      | -                        | 200                      | 300                        | 200                        | -                          | -                      | ...                      |
| NO HEATING EQUIPMENT  | 300    | 200                     | 200                      | -                        | -                        | -                          | -                          | -                          | -                      | ...                      |

EXCLUDES ROOM HEATERS WITHOUT FLUE OR VENT, FIREPLACES, STOVES, AND PORTABLE HEATERS.

TABLE B-16. INCOME OF FAMILIES AND PRIMARY INDIVIDUALS BY SELECTED NEIGHBORHOOD CHARACTERISTICS FOR HOUSING UNITS WITH BLACK HOUSEHOLD HEAD: 1976

(DATA BASED ON SAMPLE, SEE TEXT. FOR MINIMUM BASE FOR DERIVED FIGURES (PERCENT, MEDIAN, ETC.) AND MEANING OF SYMBOLS, SEE TEXT)

| STANDARD METROPOLITAN STATISTICAL AREA<br>BALTIMORE, MD.<br>IN CENTRAL CITY | TOTAL  | LESS<br>THAN<br>\$3,000 | \$3,000<br>TO<br>\$4,999 | \$5,000<br>TO<br>\$6,999 | \$7,000<br>TO<br>\$9,999 | \$10,000<br>TO<br>\$14,999 | \$15,000<br>TO<br>\$19,999 | \$20,000<br>TO<br>\$24,999 | \$25,000<br>OR<br>MORE | MEDIAN<br>(DOLLARS) |
|---|--------|-------------------------|--------------------------|--------------------------|--------------------------|----------------------------|----------------------------|----------------------------|------------------------|---------------------|
| NEIGHBORHOOD CONDITIONS AND WISH TO MOVE <sup>1</sup>                       |        |                         |                          |                          |                          |                            |                            |                            |                        |                     |
| OWNER OCCUPIED.   | 39 600 | 3 700                   | 2 600                    | 5 000                    | 4 300                    | 6 700                      | 8 300                      | 2 600                      | 6 600                  | 13200               |
| NO STREET OR HIGHWAY NOISE.   | 25 600 | 2 400                   | 1 800                    | 2 700                    | 2 100                    | 4 500                      | 5 300                      | 1 800                      | 5 100                  | 14300               |
| WITH STREET OR HIGHWAY NOISE.   | 14 000 | 1 300                   | 800                      | 2 300                    | 2 100                    | 2 200                      | 3 000                      | 800                        | 1 400                  | 11200               |
| BOTHERSOME TO RESPONDENT.   | 6 000  | 500                     | 500                      | 1 000                    | 1 500                    | 800                        | 900                        | 200                        | 600                    | 9100                |
| WOULD LIKE TO MOVE.   | 1 700  | -                       | 300                      | 300                      | 200                      | 500                        | 500                        | -                          | -                      | ...                 |
| WOULD NOT LIKE TO MOVE.   | 4 200  | 500                     | 200                      | 700                      | 1 300                    | 300                        | 500                        | 200                        | 600                    | 8800                |
| NOT REPORTED.   | -      | -                       | -                        | -                        | -                        | -                          | -                          | -                          | -                      | -                   |
| NOT BOTHERSOME TO RESPONDENT.   | 8 100  | 800                     | 300                      | 1 300                    | 600                      | 1 400                      | 2 100                      | 600                        | 800                    | 13300               |
| NOT REPORTED.   | -      | -                       | -                        | -                        | -                        | -                          | -                          | -                          | -                      | -                   |
| NO AIRPLANE TRAFFIC NOISE.  | 36 300 | 3 400                   | 2 300                    | 4 500                    | 3 600                    | 5 900                      | 8 100                      | 2 400                      | 6 100                  | 13800               |
| WITH AIRPLANE TRAFFIC NOISE.  | 3 400  | 300                     | 300                      | 500                      | 700                      | 800                        | 200                        | 200                        | 500                    | ...                 |
| BOTHERSOME TO RESPONDENT.   | 500    | -                       | -                        | -                        | -                        | -                          | -                          | -                          | 500                    | ...                 |
| WOULD LIKE TO MOVE.   | 200    | -                       | -                        | -                        | -                        | -                          | -                          | -                          | 200                    | ...                 |
| WOULD NOT LIKE TO MOVE.   | 300    | -                       | -                        | -                        | -                        | -                          | -                          | -                          | 300                    | ...                 |
| NOT REPORTED.   | -      | -                       | -                        | -                        | -                        | -                          | -                          | -                          | -                      | -                   |
| NOT BOTHERSOME TO RESPONDENT.   | 2 700  | 300                     | 100                      | 500                      | 700                      | 800                        | 200                        | 200                        | -                      | ...                 |
| NOT REPORTED.   | 200    | -                       | 200                      | -                        | -                        | -                          | -                          | -                          | -                      | ...                 |
| NOT REPORTED.   | -      | -                       | -                        | -                        | -                        | -                          | -                          | -                          | -                      | -                   |
| NO HEAVY TRAFFIC.   | 24 300 | 1 900                   | 1 100                    | 3 700                    | 2 100                    | 4 000                      | 4 600                      | 2 100                      | 4 800                  | 14200               |
| WITH HEAVY TRAFFIC.   | 15 200 | 1 800                   | 1 400                    | 1 300                    | 2 200                    | 2 700                      | 3 500                      | 500                        | 1 800                  | 11600               |
| BOTHERSOME TO RESPONDENT.   | 4 800  | 300                     | 500                      | 500                      | 1 200                    | 600                        | 900                        | 300                        | 500                    | 9900                |
| WOULD LIKE TO MOVE.   | 1 400  | -                       | 200                      | 300                      | 200                      | 300                        | 300                        | -                          | 200                    | ...                 |
| WOULD NOT LIKE TO MOVE.   | 3 400  | 300                     | 300                      | 100                      | 1 000                    | 300                        | 600                        | 300                        | 300                    | ...                 |
| NOT REPORTED.   | -      | -                       | -                        | -                        | -                        | -                          | -                          | -                          | -                      | -                   |
| NOT BOTHERSOME TO RESPONDENT.   | 10 200 | 1 500                   | 1 000                    | 800                      | 1 000                    | 2 000                      | 2 600                      | 200                        | 1 300                  | 12200               |
| NOT REPORTED.   | 200    | -                       | -                        | -                        | -                        | 200                        | -                          | -                          | -                      | ...                 |
| NOT REPORTED.   | 200    | -                       | -                        | -                        | -                        | -                          | 200                        | -                          | -                      | ...                 |
| NO STREETS IN NEED OF REPAIR.   | 33 000 | 3 400                   | 1 800                    | 4 800                    | 3 400                    | 5 400                      | 5 200                      | 2 400                      | 5 600                  | 12900               |
| WITH STREETS IN NEED OF REPAIR.   | 6 600  | 300                     | 800                      | 200                      | 800                      | 1 300                      | 2 100                      | 200                        | 1 000                  | 14600               |
| BOTHERSOME TO RESPONDENT.   | 3 700  | -                       | 200                      | -                        | 500                      | 1 000                      | 1 400                      | 200                        | 500                    | ...                 |
| WOULD LIKE TO MOVE.   | 1 200  | -                       | 200                      | -                        | 200                      | 500                        | 500                        | -                          | -                      | ...                 |
| WOULD NOT LIKE TO MOVE.   | 2 500  | -                       | -                        | -                        | 300                      | 500                        | 1 000                      | 200                        | 500                    | ...                 |
| NOT REPORTED.   | -      | -                       | -                        | -                        | -                        | -                          | -                          | -                          | -                      | -                   |
| NOT BOTHERSOME TO RESPONDENT.   | 2 900  | 300                     | 600                      | 200                      | 300                      | 300                        | 600                        | -                          | 500                    | ...                 |
| NOT REPORTED.   | -      | -                       | -                        | -                        | -                        | -                          | -                          | -                          | -                      | -                   |
| NOT REPORTED.   | -      | -                       | -                        | -                        | -                        | -                          | -                          | -                          | -                      | -                   |
| NO ROADS IMPASSABLE.  | 31 300 | 3 500                   | 1 100                    | 4 500                    | 3 300                    | 5 300                      | 6 700                      | 2 100                      | 4 800                  | 13100               |
| WITH ROADS IMPASSABLE.  | 8 300  | 200                     | 1 400                    | 500                      | 1 000                    | 1 400                      | 1 600                      | 500                        | 1 700                  | 13800               |
| BOTHERSOME TO RESPONDENT.   | 5 400  | 200                     | 500                      | -                        | 700                      | 1 100                      | 1 000                      | 500                        | 1 400                  | 16200               |
| WOULD LIKE TO MOVE.   | 1 300  | 200                     | 300                      | -                        | 300                      | 300                        | 200                        | -                          | -                      | ...                 |
| WOULD NOT LIKE TO MOVE.   | 4 100  | -                       | 200                      | -                        | 300                      | 800                        | 800                        | 500                        | 1 400                  | 19500               |
| NOT REPORTED.   | -      | -                       | -                        | -                        | -                        | -                          | -                          | -                          | -                      | -                   |
| NOT BOTHERSOME TO RESPONDENT.   | 3 000  | -                       | 900                      | 500                      | 300                      | 300                        | 600                        | -                          | 300                    | ...                 |
| NOT REPORTED.   | -      | -                       | -                        | -                        | -                        | -                          | -                          | -                          | -                      | -                   |
| NOT REPORTED.   | -      | -                       | -                        | -                        | -                        | -                          | -                          | -                          | -                      | -                   |
| NO OCCUPIED HOUSING IN RUNDOWN CONDITION.                                   | 33 300 | 3 200                   | 2 100                    | 3 800                    | 3 100                    | 6 500                      | 7 200                      | 2 400                      | 5 000                  | 13400               |
| WITH OCCUPIED HOUSING IN RUNDOWN CONDITION.                                 | 5 800  | 200                     | 500                      | 1 000                    | 1 200                    | 100                        | 1 100                      | 200                        | 1 600                  | 13400               |
| BOTHERSOME TO RESPONDENT.   | 4 500  | -                       | 500                      | 500                      | 800                      | 100                        | 1 100                      | 200                        | 1 300                  | 16400               |
| WOULD LIKE TO MOVE.   | 1 400  | -                       | 300                      | 200                      | 300                      | -                          | 500                        | -                          | 200                    | ...                 |
| WOULD NOT LIKE TO MOVE.   | 3 000  | -                       | 200                      | 300                      | 500                      | 100                        | 700                        | 200                        | 1 100                  | ...                 |
| NOT REPORTED.   | -      | -                       | -                        | -                        | -                        | -                          | -                          | -                          | -                      | -                   |
| NOT BOTHERSOME TO RESPONDENT.   | 1 300  | 200                     | -                        | 500                      | 400                      | -                          | -                          | -                          | 300                    | ...                 |
| NOT REPORTED.   | -      | -                       | -                        | -                        | -                        | -                          | -                          | -                          | -                      | -                   |
| NOT REPORTED.   | 500    | 400                     | -                        | 200                      | -                        | -                          | -                          | -                          | -                      | ...                 |
| NO COMMERCIAL OR NONRESIDENTIAL ACTIVITIES.                                 | 35 000 | 3 400                   | 2 400                    | 4 300                    | 3 700                    | 5 500                      | 7 300                      | 2 400                      | 5 800                  | 13300               |
| WITH COMMERCIAL OR NONRESIDENTIAL ACTIVITIES.                               | 4 500  | 300                     | -                        | 600                      | 500                      | 1 100                      | 1 000                      | 200                        | 800                    | 13500               |
| BOTHERSOME TO RESPONDENT.   | 800    | -                       | -                        | -                        | -                        | 300                        | 200                        | -                          | 300                    | ...                 |
| WOULD LIKE TO MOVE.   | 500    | -                       | -                        | -                        | -                        | 200                        | 200                        | -                          | 200                    | ...                 |
| WOULD NOT LIKE TO MOVE.   | 300    | -                       | -                        | -                        | -                        | 100                        | -                          | -                          | 100                    | ...                 |
| NOT REPORTED.   | -      | -                       | -                        | -                        | -                        | -                          | -                          | -                          | -                      | -                   |
| NOT BOTHERSOME TO RESPONDENT.   | 3 500  | 300                     | -                        | 600                      | 500                      | 800                        | 600                        | 200                        | 500                    | ...                 |
| NOT REPORTED.   | 200    | -                       | -                        | -                        | -                        | 200                        | -                          | -                          | -                      | ...                 |
| NOT REPORTED.   | 100    | -                       | 100                      | -                        | -                        | -                          | -                          | -                          | -                      | ...                 |
| NO ODORS, SMOKE, OR GAS.  | 37 100 | 3 500                   | 2 400                    | 4 800                    | 3 800                    | 5 800                      | 7 800                      | 2 600                      | 6 400                  | 13500               |
| WITH ODORS, SMOKE, OR GAS.  | 2 600  | 200                     | 100                      | 200                      | 500                      | 900                        | 500                        | -                          | 200                    | ...                 |
| BOTHERSOME TO RESPONDENT.   | 2 100  | -                       | 100                      | 200                      | 300                      | 800                        | 500                        | -                          | 200                    | ...                 |
| WOULD LIKE TO MOVE.   | 900    | -                       | -                        | -                        | -                        | 600                        | 300                        | -                          | -                      | ...                 |
| WOULD NOT LIKE TO MOVE.   | 1 100  | -                       | 100                      | 200                      | 300                      | 200                        | 200                        | -                          | 200                    | ...                 |
| NOT REPORTED.   | -      | -                       | -                        | -                        | -                        | -                          | -                          | -                          | -                      | -                   |
| NOT BOTHERSOME TO RESPONDENT.   | 500    | 200                     | -                        | -                        | 200                      | 200                        | -                          | -                          | -                      | ...                 |
| NOT REPORTED.   | -      | -                       | -                        | -                        | -                        | -                          | -                          | -                          | -                      | -                   |
| NOT REPORTED.   | -      | -                       | -                        | -                        | -                        | -                          | -                          | -                          | -                      | -                   |
| ADEQUATE STREET LIGHTS.   | 36 100 | 3 200                   | 2 400                    | 4 600                    | 4 100                    | 5 600                      | 7 800                      | 2 200                      | 6 100                  | 13300               |
| INADEQUATE STREET LIGHTS.   | 3 500  | 500                     | 200                      | 300                      | 200                      | 1 100                      | 500                        | 300                        | 500                    | ...                 |
| BOTHERSOME TO RESPONDENT.   | 2 200  | 200                     | 200                      | 200                      | 200                      | 600                        | 200                        | 300                        | 500                    | ...                 |
| WOULD LIKE TO MOVE.   | 800    | -                       | 200                      | -                        | -                        | 100                        | -                          | 200                        | 300                    | ...                 |
| WOULD NOT LIKE TO MOVE.   | 1 400  | 200                     | -                        | 200                      | 200                      | 500                        | 200                        | 200                        | 200                    | ...                 |
| NOT REPORTED.   | -      | -                       | -                        | -                        | -                        | -                          | -                          | -                          | -                      | -                   |
| NOT BOTHERSOME TO RESPONDENT.   | 1 300  | 300                     | -                        | 200                      | -                        | 500                        | 300                        | -                          | -                      | ...                 |
| NOT REPORTED.   | -      | -                       | -                        | -                        | -                        | -                          | -                          | -                          | -                      | -                   |
| NOT REPORTED.   | -      | -                       | -                        | -                        | -                        | -                          | -                          | -                          | -                      | -                   |
| NO NEIGHBORHOOD CRIME.  | 29 900 | 2 600                   | 2 200                    | 4 000                    | 3 400                    | 4 500                      | 6 100                      | 2 400                      | 4 700                  | 13000               |
| WITH NEIGHBORHOOD CRIME.  | 9 600  | 1 100                   | 300                      | 1 000                    | 800                      | 2 000                      | 2 200                      | 200                        | 1 900                  | 13800               |
| BOTHERSOME TO RESPONDENT.   | 7 000  | 500                     | 200                      | 700                      | 500                      | 1 600                      | 1 900                      | 200                        | 1 600                  | 15400               |
| WOULD LIKE TO MOVE.   | 2 200  | 200                     | 200                      | -                        | -                        | 600                        | 500                        | -                          | 800                    | ...                 |
| WOULD NOT LIKE TO MOVE.   | 4 800  | 300                     | -                        | 700                      | 500                      | 1 000                      | 1 500                      | 200                        | 800                    | 15000               |
| NOT REPORTED.   | -      | -                       | -                        | -                        | -                        | -                          | -                          | -                          | -                      | -                   |
| NOT BOTHERSOME TO RESPONDENT.   | 2 500  | 600                     | 200                      | 300                      | 300                      | 500                        | 300                        | -                          | 300                    | ...                 |
| NOT REPORTED.   | -      | -                       | -                        | -                        | -                        | -                          | -                          | -                          | -                      | -                   |
| NOT REPORTED.   | 100    | -                       | -                        | -                        | -                        | 100                        | -                          | -                          | -                      | ...                 |

<sup>1</sup> WISH TO MOVE RELATES ONLY TO RESPONDENTS' OPINION OF SPECIFIC CONDITIONS.



TABLE B-16. INCOME OF FAMILIES AND PRIMARY INDIVIDUALS BY SELECTED NEIGHBORHOOD CHARACTERISTICS FOR HOUSING UNITS WITH BLACK HOUSEHOLD HEAD: 1976--CONTINUED

(DATA BASED ON SAMPLE, SEE TEXT. FOR MINIMUM BASE FOR DERIVED FIGURES (PERCENT, MEDIAN, ETC.) AND MEANING OF SYMBOLS, SEE TEXT)

| STANDARD METROPOLITAN STATISTICAL AREA<br>BALTIMORE, MD.<br>IN CENTRAL CITY | TOTAL  | LESS<br>THAN<br>\$3,000 | \$3,000<br>TO<br>\$4,999 | \$5,000<br>TO<br>\$6,999 | \$7,000<br>TO<br>\$9,999 | \$10,000<br>TO<br>\$14,999 | \$15,000<br>TO<br>\$19,999 | \$20,000<br>TO<br>\$24,999 | \$25,000<br>OR<br>MORE | MEDIAN<br>(DOL-<br>LARS) |
|---|--------|-------------------------|--------------------------|--------------------------|--------------------------|----------------------------|----------------------------|----------------------------|------------------------|--------------------------|
| NEIGHBORHOOD CONDITIONS AND WISH TO MOVE <sup>1</sup> --CON.                |        |                         |                          |                          |                          |                            |                            |                            |                        |                          |
| OWNER OCCUPIED--CON.  |        |                         |                          |                          |                          |                            |                            |                            |                        |                          |
| NO TRASH, LITTER, OR JUNK   | 28 000 | 2 500                   | 1 300                    | 3 200                    | 2 800                    | 5 200                      | 5 900                      | 2 400                      | 4 700                  | 14100                    |
| WITH TRASH, LITTER, OR JUNK   | 11 400 | 1 000                   | 1 300                    | 1 800                    | 1 500                    | 1 500                      | 2 400                      | 100                        | 1 900                  | 10600                    |
| BOTHERSOME TO RESPONDENT  | 9 300  | 700                     | 1 000                    | 1 500                    | 1 300                    | 1 200                      | 1 900                      | 100                        | 1 700                  | 11200                    |
| WOULD LIKE TO MOVE  | 3 000  | 200                     | 500                      | 500                      | 300                      | 100                        | 900                        | -                          | 500                    | ...                      |
| WOULD NOT LIKE TO MOVE  | 6 300  | 500                     | 500                      | 1 000                    | 1 000                    | 1 000                      | 1 000                      | 100                        | 1 300                  | 11200                    |
| NOT REPORTED  | -      | -                       | -                        | -                        | -                        | -                          | -                          | -                          | -                      | -                        |
| NOT BOTHERSOME TO RESPONDENT  | 2 100  | 400                     | 300                      | 300                      | 200                      | 300                        | 500                        | -                          | 200                    | ...                      |
| NOT REPORTED  | -      | -                       | -                        | -                        | -                        | -                          | -                          | -                          | -                      | -                        |
| NOT REPORTED  | 200    | 200                     | -                        | -                        | -                        | -                          | -                          | -                          | -                      | ...                      |
| NO BOARDED UP OR ABANDONED STRUCTURES                                       | 32 500 | 2 600                   | 2 100                    | 4 000                    | 3 400                    | 5 700                      | 6 700                      | 2 300                      | 5 600                  | 13600                    |
| WITH BOARDED UP OR ABANDONED STRUCTURES                                     | 7 200  | 1 100                   | 500                      | 1 000                    | 800                      | 1 000                      | 1 600                      | 300                        | 900                    | 11000                    |
| BOTHERSOME TO RESPONDENT  | 4 100  | 300                     | 300                      | 500                      | 700                      | 300                        | 1 300                      | 200                        | 600                    | 14700                    |
| WOULD LIKE TO MOVE  | 1 400  | 200                     | 200                      | 200                      | 200                      | 100                        | 500                        | -                          | 200                    | ...                      |
| WOULD NOT LIKE TO MOVE  | 2 700  | 100                     | 200                      | 300                      | 500                      | 200                        | 800                        | 200                        | 500                    | ...                      |
| NOT REPORTED  | -      | -                       | -                        | -                        | -                        | -                          | -                          | -                          | -                      | -                        |
| NOT BOTHERSOME TO RESPONDENT  | 3 100  | 800                     | 200                      | 500                      | 200                      | 700                        | 300                        | 200                        | 300                    | ...                      |
| NOT REPORTED  | -      | -                       | -                        | -                        | -                        | -                          | -                          | -                          | -                      | -                        |
| NOT REPORTED  | -      | -                       | -                        | -                        | -                        | -                          | -                          | -                          | -                      | -                        |
| RENTER OCCUPIED   | 82 200 | 17 700                  | 15 000                   | 8 800                    | 14 800                   | 13 800                     | 7 300                      | 3 700                      | 1 100                  | 6900                     |
| NO STREET OR HIGHWAY NOISE  | 52 600 | 10 800                  | 9 100                    | 5 800                    | 11 100                   | 7 900                      | 5 200                      | 2 100                      | 700                    | 7200                     |
| WITH STREET OR HIGHWAY NOISE  | 29 600 | 6 900                   | 6 000                    | 3 000                    | 3 600                    | 5 900                      | 2 100                      | 1 600                      | 500                    | 6300                     |
| BOTHERSOME TO RESPONDENT  | 13 900 | 3 100                   | 2 700                    | 1 900                    | 1 900                    | 2 500                      | 800                        | 800                        | 200                    | 6200                     |
| WOULD LIKE TO MOVE  | 7 500  | 1 500                   | 1 300                    | 900                      | 1 400                    | 1 300                      | 300                        | 700                        | 200                    | 7100                     |
| WOULD NOT LIKE TO MOVE  | 6 400  | 1 600                   | 1 400                    | 1 000                    | 500                      | 1 300                      | 500                        | 200                        | -                      | 5300                     |
| NOT REPORTED  | -      | -                       | -                        | -                        | -                        | -                          | -                          | -                          | -                      | -                        |
| NOT BOTHERSOME TO RESPONDENT  | 15 500 | 3 800                   | 3 200                    | 1 100                    | 1 700                    | 3 400                      | 1 100                      | 800                        | 300                    | 6300                     |
| NOT REPORTED  | 200    | -                       | -                        | -                        | -                        | -                          | 200                        | -                          | -                      | ...                      |
| NOT REPORTED  | -      | -                       | -                        | -                        | -                        | -                          | -                          | -                          | -                      | -                        |
| NO AIRPLANE TRAFFIC NOISE   | 74 900 | 14 800                  | 13 800                   | 8 300                    | 13 300                   | 12 700                     | 7 100                      | 3 700                      | 1 100                  | 7100                     |
| WITH AIRPLANE TRAFFIC NOISE   | 7 400  | 2 900                   | 1 300                    | 500                      | 1 400                    | 1 100                      | 200                        | -                          | -                      | 4200                     |
| BOTHERSOME TO RESPONDENT  | 1 100  | 300                     | 200                      | 200                      | 300                      | 200                        | -                          | -                          | -                      | ...                      |
| WOULD LIKE TO MOVE  | 800    | 200                     | 200                      | -                        | 300                      | 200                        | -                          | -                          | -                      | ...                      |
| WOULD NOT LIKE TO MOVE  | 300    | 200                     | -                        | 200                      | -                        | -                          | -                          | -                          | -                      | ...                      |
| NOT REPORTED  | -      | -                       | -                        | -                        | -                        | -                          | -                          | -                          | -                      | -                        |
| NOT BOTHERSOME TO RESPONDENT  | 5 900  | 2 600                   | 1 100                    | 300                      | 1 000                    | 900                        | -                          | -                          | -                      | 3700                     |
| NOT REPORTED  | 300    | -                       | -                        | -                        | 200                      | -                          | 200                        | -                          | -                      | ...                      |
| NOT REPORTED  | -      | -                       | -                        | -                        | -                        | -                          | -                          | -                          | -                      | -                        |
| NO HEAVY TRAFFIC  | 49 500 | 10 800                  | 8 900                    | 5 100                    | 10 100                   | 7 300                      | 5 000                      | 1 600                      | 700                    | 7000                     |
| WITH HEAVY TRAFFIC  | 32 700 | 6 900                   | 6 100                    | 3 700                    | 4 600                    | 6 500                      | 2 300                      | 2 100                      | 500                    | 6800                     |
| BOTHERSOME TO RESPONDENT  | 9 600  | 1 900                   | 1 700                    | 1 400                    | 1 300                    | 1 900                      | 300                        | 800                        | 200                    | 6600                     |
| WOULD LIKE TO MOVE  | 5 600  | 1 000                   | 1 100                    | 800                      | 800                      | 1 000                      | 300                        | 500                        | 200                    | 6800                     |
| WOULD NOT LIKE TO MOVE  | 4 000  | 1 000                   | 600                      | 600                      | 500                      | 1 000                      | 300                        | -                          | -                      | 6200                     |
| NOT REPORTED  | -      | -                       | -                        | -                        | -                        | -                          | -                          | -                          | -                      | -                        |
| NOT BOTHERSOME TO RESPONDENT  | 23 000 | 5 000                   | 4 400                    | 2 200                    | 3 400                    | 4 400                      | 1 900                      | 1 300                      | 300                    | 6900                     |
| NOT REPORTED  | 200    | -                       | -                        | -                        | -                        | 200                        | -                          | -                          | -                      | ...                      |
| NOT REPORTED  | -      | -                       | -                        | -                        | -                        | -                          | -                          | -                          | -                      | -                        |
| NO STREETS IN NEED OF REPAIR  | 71 200 | 14 800                  | 13 800                   | 7 400                    | 12 500                   | 11 600                     | 6 900                      | 3 100                      | 1 100                  | 6900                     |
| WITH STREETS IN NEED OF REPAIR  | 11 000 | 2 900                   | 1 300                    | 1 400                    | 2 300                    | 2 200                      | 300                        | 600                        | -                      | 6900                     |
| BOTHERSOME TO RESPONDENT  | 6 100  | 800                     | 500                      | 1 100                    | 1 900                    | 900                        | 300                        | 500                        | -                      | 8000                     |
| WOULD LIKE TO MOVE  | 2 700  | 300                     | 200                      | 500                      | 800                      | 600                        | 200                        | 200                        | -                      | ...                      |
| WOULD NOT LIKE TO MOVE  | 3 400  | 500                     | 300                      | 600                      | 1 100                    | 300                        | 200                        | 300                        | -                      | ...                      |
| NOT REPORTED  | -      | -                       | -                        | -                        | -                        | -                          | -                          | -                          | -                      | -                        |
| NOT BOTHERSOME TO RESPONDENT  | 4 900  | 2 100                   | 800                      | 300                      | 300                      | 1 300                      | -                          | 200                        | -                      | 3900                     |
| NOT REPORTED  | -      | -                       | -                        | -                        | -                        | -                          | -                          | -                          | -                      | -                        |
| NOT REPORTED  | -      | -                       | -                        | -                        | -                        | -                          | -                          | -                          | -                      | -                        |
| NO ROADS IMPASSABLE   | 69 800 | 15 400                  | 12 500                   | 7 900                    | 12 500                   | 11 600                     | 5 700                      | 3 100                      | 1 100                  | 6800                     |
| WITH ROADS IMPASSABLE   | 12 300 | 2 300                   | 2 600                    | 1 000                    | 2 100                    | 2 200                      | 1 600                      | 600                        | -                      | 7500                     |
| BOTHERSOME TO RESPONDENT  | 5 400  | 1 100                   | 1 000                    | 200                      | 1 200                    | 1 100                      | 600                        | 300                        | -                      | 8300                     |
| WOULD LIKE TO MOVE  | 1 600  | 800                     | -                        | -                        | 200                      | 500                        | -                          | 200                        | -                      | ...                      |
| WOULD NOT LIKE TO MOVE  | 3 900  | 300                     | 1 000                    | 200                      | 1 000                    | 600                        | 200                        | -                          | -                      | 8500                     |
| NOT REPORTED  | -      | -                       | -                        | -                        | -                        | -                          | -                          | -                          | -                      | -                        |
| NOT BOTHERSOME TO RESPONDENT  | 6 800  | 1 100                   | 1 600                    | 800                      | 1 000                    | 1 100                      | 1 000                      | 300                        | -                      | 6700                     |
| NOT REPORTED  | 200    | -                       | -                        | -                        | -                        | -                          | -                          | -                          | -                      | ...                      |
| NOT REPORTED  | -      | -                       | -                        | -                        | 200                      | -                          | -                          | -                          | -                      | -                        |
| NO OCCUPIED HOUSING IN RUNDOWN CONDITION                                    | 62 100 | 12 300                  | 10 400                   | 6 900                    | 12 500                   | 10 200                     | 5 700                      | 3 200                      | 1 000                  | 7400                     |
| WITH OCCUPIED HOUSING IN RUNDOWN CONDITION                                  | 19 400 | 5 100                   | 4 600                    | 1 900                    | 2 100                    | 3 500                      | 1 400                      | 500                        | 200                    | 5000                     |
| BOTHERSOME TO RESPONDENT  | 13 000 | 3 100                   | 2 400                    | 1 600                    | 1 900                    | 2 500                      | 1 100                      | 300                        | -                      | 6300                     |
| WOULD LIKE TO MOVE  | 9 600  | 1 900                   | 1 600                    | 1 100                    | 1 500                    | 2 400                      | 800                        | 300                        | -                      | 7400                     |
| WOULD NOT LIKE TO MOVE  | 3 400  | 1 100                   | 800                      | 500                      | 500                      | 200                        | 300                        | -                          | -                      | ...                      |
| NOT REPORTED  | -      | -                       | -                        | -                        | -                        | -                          | -                          | -                          | -                      | -                        |
| NOT BOTHERSOME TO RESPONDENT  | 6 200  | 1 900                   | 2 300                    | 300                      | 200                      | 900                        | 300                        | 200                        | 200                    | 4100                     |
| NOT REPORTED  | 200    | 200                     | -                        | -                        | -                        | -                          | -                          | -                          | -                      | ...                      |
| NOT REPORTED  | 800    | 300                     | -                        | -                        | 200                      | 200                        | 200                        | -                          | -                      | ...                      |
| NO COMMERCIAL OR NONRESIDENTIAL ACTIVITIES                                  | 72 200 | 16 000                  | 13 000                   | 7 500                    | 13 800                   | 12 400                     | 6 000                      | 2 700                      | 800                    | 6900                     |
| WITH COMMERCIAL OR NONRESIDENTIAL ACTIVITIES                                | 9 900  | 1 700                   | 2 100                    | 1 300                    | 900                      | 1 400                      | 1 100                      | 1 000                      | 300                    | 6800                     |
| BOTHERSOME TO RESPONDENT  | 1 300  | 200                     | 300                      | 500                      | -                        | 200                        | -                          | -                          | 200                    | ...                      |
| WOULD LIKE TO MOVE  | 500    | -                       | -                        | 300                      | -                        | -                          | -                          | -                          | -                      | ...                      |
| WOULD NOT LIKE TO MOVE  | 500    | 200                     | 100                      | -                        | -                        | -                          | -                          | -                          | -                      | ...                      |
| NOT REPORTED  | 300    | -                       | 200                      | 200                      | -                        | 200                        | -                          | -                          | -                      | ...                      |
| NOT BOTHERSOME TO RESPONDENT  | 8 600  | 1 600                   | 1 800                    | 800                      | 900                      | 1 300                      | 1 100                      | 1 000                      | 200                    | 7500                     |
| NOT REPORTED  | -      | -                       | -                        | -                        | -                        | -                          | -                          | -                          | -                      | -                        |
| NOT REPORTED  | 200    | -                       | -                        | -                        | -                        | -                          | 200                        | -                          | -                      | ...                      |
| NO ODORS, SMOKE, OR GAS   | 73 500 | 15 000                  | 13 100                   | 7 700                    | 14 100                   | 12 800                     | 6 400                      | 3 400                      | 1 000                  | 7200                     |
| WITH ODORS, SMOKE, OR GAS   | 8 700  | 2 700                   | 1 900                    | 1 100                    | 600                      | 1 000                      | 800                        | 300                        | 200                    | 4700                     |
| BOTHERSOME TO RESPONDENT  | 7 200  | 2 600                   | 1 600                    | 1 100                    | 300                      | 600                        | 600                        | 200                        | 200                    | 4300                     |
| WOULD LIKE TO MOVE  | 4 200  | 1 500                   | 1 000                    | 600                      | 200                      | 300                        | 500                        | -                          | 200                    | 4300                     |
| WOULD NOT LIKE TO MOVE  | 3 100  | 1 100                   | 600                      | 500                      | 200                      | 300                        | 200                        | -                          | -                      | ...                      |
| NOT REPORTED  | -      | -                       | -                        | -                        | -                        | -                          | -                          | -                          | -                      | -                        |
| NOT BOTHERSOME TO RESPONDENT  | 1 500  | 200                     | 300                      | -                        | 300                      | 300                        | 200                        | 200                        | -                      | ...                      |
| NOT REPORTED  | -      | -                       | -                        | -                        | -                        | -                          | -                          | -                          | -                      | -                        |
| NOT REPORTED  | -      | -                       | -                        | -                        | -                        | -                          | -                          | -                          | -                      | -                        |

<sup>1</sup>WISH TO MOVE RELATES ONLY TO RESPONDENTS' OPINION OF SPECIFIC CONDITIONS.

TABLE B-16. INCOME OF FAMILIES AND PRIMARY INDIVIDUALS BY SELECTED NEIGHBORHOOD CHARACTERISTICS FOR HOUSING UNITS WITH BLACK HOUSEHOLD HEAD: 1976--CONTINUED

(DATA BASED ON SAMPLE, SEE TEXT. FOR MINIMUM BASE FOR DERIVED FIGURES (PERCENT, MEDIAN, ETC.) AND MEANING OF SYMBOLS, SEE TEXT)

| STANDARD METROPOLITAN STATISTICAL AREA<br>BALTIMORE, MD.<br>IN CENTRAL CITY                             | TOTAL  | LESS<br>THAN<br>\$3,000 | \$3,000<br>TO<br>\$4,999 | \$5,000<br>TO<br>\$6,999 | \$7,000<br>TO<br>\$9,999 | \$10,000<br>TO<br>\$14,999 | \$15,000<br>TO<br>\$19,999 | \$20,000<br>TO<br>\$24,999 | \$25,000<br>OR<br>MORE | MEDIAN<br>(DOL-<br>LARS) |
|---|--------|-------------------------|--------------------------|--------------------------|--------------------------|----------------------------|----------------------------|----------------------------|------------------------|--------------------------|
| <b>NEIGHBORHOOD CONDITIONS AND WISH TO MOVE<sup>1</sup>--CON.</b>                                       |        |                         |                          |                          |                          |                            |                            |                            |                        |                          |
| <b>I RENTER OCCUPIED--CON.</b>  |        |                         |                          |                          |                          |                            |                            |                            |                        |                          |
| ADEQUATE STREET LIGHTS. . . . .   | 72 300 | 15 600                  | 13 800                   | 7 900                    | 12 300                   | 12 000                     | 6 500                      | 3 100                      | 1 100                  | 6700                     |
| INADEQUATE STREET LIGHTS. . . . .   | 9 400  | 2 100                   | 1 300                    | 800                      | 2 100                    | 1 800                      | 800                        | 600                        | -                      | 7800                     |
| BOTHERSOME TO RESPONDENT. . . . .   | 6 400  | 1 500                   | 500                      | 800                      | 1 600                    | 1 100                      | 300                        | 600                        | -                      | 7900                     |
| WOULD LIKE TO MOVE. . . . .   | 2 800  | 1 000                   | -                        | 300                      | 600                      | 500                        | 200                        | 200                        | -                      | ...                      |
| WOULD NOT LIKE TO MOVE. . . . .   | 3 500  | 500                     | 500                      | 500                      | 1 000                    | 600                        | 200                        | 300                        | -                      | ...                      |
| NOT REPORTED. . . . .   | 200    | -                       | -                        | -                        | -                        | -                          | -                          | 200                        | -                      | ...                      |
| NOT BOTHERSOME TO RESPONDENT. . . . .   | 3 000  | 600                     | 800                      | -                        | 500                      | 600                        | 500                        | -                          | -                      | ...                      |
| NOT REPORTED. . . . .   | -      | -                       | -                        | -                        | -                        | -                          | -                          | -                          | -                      | ...                      |
| NOT REPORTED. . . . .   | 500    | -                       | -                        | 200                      | 300                      | -                          | -                          | -                          | -                      | ...                      |
| NO NEIGHBORHOOD CRIME. . . . .  | 54 400 | 11 000                  | 9 300                    | 5 800                    | 9 600                    | 9 500                      | 5 900                      | 2 600                      | 700                    | 7400                     |
| WITH NEIGHBORHOOD CRIME. . . . .  | 27 300 | 6 700                   | 5 400                    | 3 000                    | 5 000                    | 4 300                      | 1 300                      | 1 100                      | 500                    | 6000                     |
| BOTHERSOME TO RESPONDENT. . . . .   | 17 100 | 3 500                   | 3 500                    | 2 200                    | 3 200                    | 2 700                      | 600                        | 1 000                      | 300                    | 6400                     |
| WOULD LIKE TO MOVE. . . . .   | 12 000 | 2 400                   | 2 700                    | 1 800                    | 1 600                    | 1 600                      | 600                        | 1 000                      | 300                    | 6000                     |
| WOULD NOT LIKE TO MOVE. . . . .   | 5 100  | 1 100                   | 800                      | 500                      | 1 600                    | 1 100                      | -                          | -                          | -                      | 7300                     |
| NOT REPORTED. . . . .   | -      | -                       | -                        | -                        | -                        | -                          | -                          | -                          | -                      | -                        |
| NOT BOTHERSOME TO RESPONDENT. . . . .   | 10 200 | 3 200                   | 1 900                    | 800                      | 1 700                    | 1 600                      | 700                        | 200                        | 200                    | 5000                     |
| NOT REPORTED. . . . .   | -      | -                       | -                        | -                        | -                        | -                          | -                          | -                          | -                      | -                        |
| NOT REPORTED. . . . .   | 500    | -                       | 300                      | -                        | 200                      | -                          | -                          | -                          | -                      | ...                      |
| NO TRASH, LITTER, OR JUNK. . . . .  | 53 800 | 11 100                  | 8 600                    | 5 100                    | 10 100                   | 8 900                      | 5 800                      | 3 100                      | 1 000                  | 7600                     |
| WITH TRASH, LITTER, OR JUNK. . . . .  | 28 400 | 6 600                   | 6 400                    | 3 700                    | 4 600                    | 4 900                      | 1 400                      | 600                        | 200                    | 5700                     |
| BOTHERSOME TO RESPONDENT. . . . .   | 21 600 | 4 800                   | 3 900                    | 3 000                    | 3 800                    | 4 300                      | 1 100                      | 500                        | 200                    | 6400                     |
| WOULD LIKE TO MOVE. . . . .   | 13 600 | 2 800                   | 2 400                    | 1 800                    | 2 700                    | 2 800                      | 600                        | 300                        | 200                    | 6900                     |
| WOULD NOT LIKE TO MOVE. . . . .   | 8 000  | 2 100                   | 1 500                    | 1 300                    | 1 100                    | 1 400                      | 500                        | 200                        | -                      | 5700                     |
| NOT REPORTED. . . . .   | -      | -                       | -                        | -                        | -                        | -                          | -                          | -                          | -                      | -                        |
| NOT BOTHERSOME TO RESPONDENT. . . . .   | 6 800  | 1 700                   | 2 600                    | 600                      | 800                      | 600                        | 300                        | 200                        | -                      | 4300                     |
| NOT REPORTED. . . . .   | -      | -                       | -                        | -                        | -                        | -                          | -                          | -                          | -                      | -                        |
| NOT REPORTED. . . . .   | -      | -                       | -                        | -                        | -                        | -                          | -                          | -                          | -                      | -                        |
| NO BOARDED UP OR ABANDONED STRUCTURES<br>WITH BOARDED UP OR ABANDONED STRUCTURES <sup>2</sup> . . . . . | 56 700 | 10 400                  | 9 600                    | 5 300                    | 11 600                   | 9 700                      | 6 400                      | 2 900                      | 800                    | 7600                     |
| BOTHERSOME TO RESPONDENT. . . . .   | 25 500 | 7 300                   | 5 400                    | 3 500                    | 3 200                    | 4 100                      | 900                        | 500                        | 300                    | 6000                     |
| WOULD LIKE TO MOVE. . . . .   | 10 400 | 2 600                   | 1 900                    | 1 600                    | 1 100                    | 2 600                      | 500                        | 200                        | -                      | 5900                     |
| WOULD NOT LIKE TO MOVE. . . . .   | 6 100  | 1 100                   | 1 300                    | 1 100                    | 800                      | 1 400                      | 200                        | 200                        | -                      | 6200                     |
| NOT REPORTED. . . . .   | 4 200  | 1 500                   | 500                      | 500                      | 300                      | 1 100                      | 300                        | -                          | -                      | 5600                     |
| NOT BOTHERSOME TO RESPONDENT. . . . .   | 14 800 | 4 600                   | 3 400                    | 1 900                    | 2 100                    | 1 600                      | 300                        | 600                        | 300                    | 4700                     |
| NOT REPORTED. . . . .   | 300    | 200                     | 200                      | -                        | -                        | -                          | -                          | -                          | -                      | ...                      |
| NOT REPORTED. . . . .   | -      | -                       | -                        | -                        | -                        | -                          | -                          | -                          | -                      | -                        |
| <b>NEIGHBORHOOD SERVICES</b>  |        |                         |                          |                          |                          |                            |                            |                            |                        |                          |
| OWNER OCCUPIED. . . . .   | 39 600 | 3 700                   | 2 600                    | 5 000                    | 4 300                    | 6 700                      | 8 300                      | 2 600                      | 6 600                  | 13200                    |
| ADEQUATE NEIGHBORHOOD SERVICES. . . . .   | 27 200 | 2 800                   | 1 400                    | 3 600                    | 2 700                    | 4 600                      | 5 400                      | 1 800                      | 5 000                  | 13500                    |
| INADEQUATE NEIGHBORHOOD SERVICES <sup>2</sup> . . . . .   | 12 400 | 1 000                   | 1 100                    | 1 400                    | 1 600                    | 2 100                      | 2 900                      | 800                        | 1 600                  | 12700                    |
| PUBLIC TRANSPORTATION. . . . .  | 1 800  | -                       | 200                      | -                        | 200                      | 300                        | 500                        | -                          | 600                    | ...                      |
| SCHOOLS. . . . .  | 900    | -                       | -                        | -                        | -                        | 500                        | 500                        | -                          | -                      | ...                      |
| SHOPPING. . . . .   | 7 300  | 500                     | 500                      | 1 100                    | 1 100                    | 1 400                      | 1 300                      | 700                        | 800                    | 11600                    |
| POLICE PROTECTION. . . . .  | 4 100  | 500                     | 500                      | 200                      | 500                      | 500                        | 1 300                      | 200                        | 600                    | 14900                    |
| FIRE PROTECTION. . . . .  | 300    | -                       | 200                      | -                        | -                        | -                          | 100                        | -                          | -                      | ...                      |
| HOSPITALS OR HEALTH CLINICS. . . . .  | 3 200  | 200                     | 300                      | 300                      | 500                      | 800                        | 1 000                      | -                          | 100                    | ...                      |
| DON'T KNOW. . . . .   | -      | -                       | -                        | -                        | -                        | -                          | -                          | -                          | -                      | -                        |
| NOT REPORTED. . . . .   | -      | -                       | -                        | -                        | -                        | -                          | -                          | -                          | -                      | -                        |
| RENTER OCCUPIED. . . . .  | 82 200 | 17 700                  | 15 000                   | 8 800                    | 14 800                   | 13 800                     | 7 300                      | 3 700                      | 1 100                  | 6900                     |
| ADEQUATE NEIGHBORHOOD SERVICES. . . . .   | 54 800 | 10 500                  | 10 300                   | 5 400                    | 9 900                    | 10 000                     | 5 000                      | 2 900                      | 800                    | 7400                     |
| INADEQUATE NEIGHBORHOOD SERVICES <sup>2</sup> . . . . .   | 27 400 | 7 200                   | 4 700                    | 3 400                    | 4 800                    | 3 800                      | 2 300                      | 800                        | 300                    | 6000                     |
| PUBLIC TRANSPORTATION. . . . .  | 5 500  | 2 100                   | 1 000                    | 300                      | 600                      | 600                        | 500                        | 200                        | 200                    | 4300                     |
| SCHOOLS. . . . .  | 2 100  | 200                     | 200                      | 300                      | 600                      | 500                        | 200                        | 200                        | -                      | ...                      |
| SHOPPING. . . . .   | 12 400 | 3 400                   | 2 300                    | 1 600                    | 2 600                    | 1 200                      | 800                        | 200                        | 300                    | 5700                     |
| POLICE PROTECTION. . . . .  | 9 700  | 2 600                   | 1 500                    | 1 300                    | 1 600                    | 1 400                      | 1 000                      | 300                        | -                      | 6200                     |
| FIRE PROTECTION. . . . .  | 2 300  | 800                     | 200                      | 200                      | 300                      | 300                        | 500                        | -                          | -                      | ...                      |
| HOSPITALS OR HEALTH CLINICS. . . . .  | 7 900  | 1 800                   | 1 000                    | 1 100                    | 1 600                    | 1 300                      | 1 000                      | -                          | 200                    | 7100                     |
| DON'T KNOW. . . . .   | -      | -                       | -                        | -                        | -                        | -                          | -                          | -                          | -                      | -                        |
| NOT REPORTED. . . . .   | -      | -                       | -                        | -                        | -                        | -                          | -                          | -                          | -                      | -                        |
| <b>NEIGHBORHOOD SERVICES AND WISH TO MOVE<sup>3</sup></b>   |        |                         |                          |                          |                          |                            |                            |                            |                        |                          |
| OWNER OCCUPIED. . . . .   | 39 600 | 3 700                   | 2 600                    | 5 000                    | 4 300                    | 6 700                      | 8 300                      | 2 600                      | 6 600                  | 13200                    |
| WITH INADEQUATE SERVICE <sup>2</sup> . . . . .  | 12 400 | 1 000                   | 1 100                    | 1 400                    | 1 600                    | 2 100                      | 2 900                      | 800                        | 1 600                  | 12700                    |
| HOUSEHOLD WOULD LIKE TO MOVE. . . . .   | 1 500  | -                       | 200                      | 500                      | 200                      | 100                        | 500                        | -                          | 200                    | ...                      |
| BECAUSE OF PUBLIC TRANSPORTATION. . . . .   | 200    | -                       | -                        | -                        | -                        | -                          | 200                        | -                          | -                      | ...                      |
| BECAUSE OF SCHOOLS. . . . .   | 500    | -                       | -                        | -                        | -                        | 100                        | 300                        | -                          | -                      | ...                      |
| BECAUSE OF SHOPPING. . . . .  | 800    | -                       | -                        | 300                      | 200                      | -                          | 300                        | -                          | -                      | ...                      |
| BECAUSE OF POLICE PROTECTION. . . . .   | 900    | -                       | 200                      | 200                      | -                        | 100                        | 300                        | -                          | 200                    | ...                      |
| BECAUSE OF FIRE PROTECTION. . . . .   | -      | -                       | -                        | -                        | -                        | -                          | -                          | -                          | -                      | ...                      |
| BECAUSE OF HOSPITALS OR HEALTH CLINICS. . . . .   | 500    | -                       | 200                      | 100                      | -                        | -                          | 100                        | -                          | -                      | ...                      |
| HOUSEHOLD WOULD NOT LIKE TO MOVE. . . . .   | 10 400 | 1 000                   | 800                      | 800                      | 1 500                    | 1 800                      | 2 400                      | 800                        | 1 400                  | 13300                    |
| NOT REPORTED. . . . .   | 500    | -                       | 200                      | 100                      | -                        | 200                        | -                          | -                          | -                      | ...                      |
| WITH ADEQUATE SERVICE. . . . .  | 27 200 | 2 800                   | 1 400                    | 3 600                    | 2 700                    | 4 600                      | 5 400                      | 1 800                      | 5 000                  | 13500                    |
| NOT REPORTED. . . . .   | -      | -                       | -                        | -                        | -                        | -                          | -                          | -                          | -                      | -                        |
| RENTER OCCUPIED. . . . .  | 82 200 | 17 700                  | 15 000                   | 8 800                    | 14 800                   | 13 800                     | 7 300                      | 3 700                      | 1 100                  | 6900                     |
| WITH INADEQUATE SERVICE <sup>2</sup> . . . . .  | 27 400 | 7 200                   | 4 700                    | 3 400                    | 4 800                    | 3 800                      | 2 300                      | 800                        | 300                    | 6000                     |
| HOUSEHOLD WOULD LIKE TO MOVE. . . . .   | 11 200 | 3 100                   | 2 100                    | 1 500                    | 1 800                    | 1 600                      | 800                        | 200                        | 200                    | 5500                     |
| BECAUSE OF PUBLIC TRANSPORTATION. . . . .   | 1 600  | 300                     | 500                      | 300                      | 300                      | 300                        | 200                        | -                          | -                      | ...                      |
| BECAUSE OF SCHOOLS. . . . .   | 1 300  | 200                     | -                        | 200                      | 500                      | 500                        | -                          | -                          | -                      | ...                      |
| BECAUSE OF SHOPPING. . . . .  | 4 500  | 1 300                   | 500                      | 300                      | 1 300                    | 600                        | 300                        | -                          | 200                    | 7300                     |
| BECAUSE OF POLICE PROTECTION. . . . .   | 5 500  | 1 500                   | 1 100                    | 1 000                    | 700                      | 800                        | 300                        | 200                        | -                      | 5300                     |
| BECAUSE OF FIRE PROTECTION. . . . .   | 1 100  | 300                     | -                        | 200                      | -                        | 300                        | 300                        | -                          | -                      | ...                      |
| BECAUSE OF HOSPITALS OR HEALTH CLINICS. . . . .   | 2 500  | 800                     | 200                      | 300                      | 300                      | 300                        | 300                        | -                          | 200                    | ...                      |
| HOUSEHOLD WOULD NOT LIKE TO MOVE. . . . .   | 15 400 | 4 100                   | 2 400                    | 1 600                    | 3 100                    | 2 100                      | 1 500                      | 600                        | -                      | 6400                     |
| NOT REPORTED. . . . .   | 800    | -                       | 200                      | 300                      | -                        | 200                        | -                          | -                          | 200                    | ...                      |
| WITH ADEQUATE SERVICE. . . . .  | 54 800 | 10 500                  | 10 300                   | 5 400                    | 9 900                    | 10 000                     | 5 000                      | 2 900                      | 800                    | 7400                     |
| NOT REPORTED. . . . .   | -      | -                       | -                        | -                        | -                        | -                          | -                          | -                          | -                      | -                        |

<sup>1</sup> WISH TO MOVE RELATES ONLY TO RESPONDENTS' OPINION OF SPECIFIC CONDITIONS.  
<sup>2</sup> FIGURES WILL NOT ADD TO TOTAL BECAUSE MORE THAN ONE INADEQUATE SERVICE WAS REPORTED FOR THE SAME UNIT.  
<sup>3</sup> WISH TO MOVE RELATES ONLY TO RESPONDENTS' OPINION OF SPECIFIC SERVICES.

TABLE B-16. INCOME OF FAMILIES AND PRIMARY INDIVIDUALS BY SELECTED NEIGHBORHOOD CHARACTERISTICS FOR HOUSING UNITS WITH BLACK HOUSEHOLD HEAD: 1976--CONTINUED

(DATA BASED ON SAMPLE, SEE TEXT. FOR MINIMUM BASE FOR DERIVED FIGURES (PERCENT, MEDIAN, ETC.) AND MEANING OF SYMBOLS, SEE TEXT)

| STANDARD METROPOLITAN STATISTICAL AREA<br>BALTIMORE, MD.<br>IN CENTRAL CITY | TOTAL  | LESS<br>THAN<br>\$3,000 | \$3,000<br>TO<br>\$4,999 | \$5,000<br>TO<br>\$6,999 | \$7,000<br>TO<br>\$9,999 | \$10,000<br>TO<br>\$14,999 | \$15,000<br>TO<br>\$19,999 | \$20,000<br>TO<br>\$24,999 | \$25,000<br>OR<br>MORE | MEDIAN<br>(DOL-<br>LARS) |
|---|--------|-------------------------|--------------------------|--------------------------|--------------------------|----------------------------|----------------------------|----------------------------|------------------------|--------------------------|
| OVERALL OPINION OF NEIGHBORHOOD   |        |                         |                          |                          |                          |                            |                            |                            |                        |                          |
| OWNER OCCUPIED  |        |                         |                          |                          |                          |                            |                            |                            |                        |                          |
| EXCELLENT   | 39 600 | 3 700                   | 2 600                    | 5 000                    | 4 300                    | 6 700                      | 8 300                      | 2 600                      | 6 600                  | 13200                    |
| GOOD  | 7 900  | 500                     | 200                      | 1 200                    | 800                      | 1 500                      | 1 800                      | 300                        | 1 800                  | 14600                    |
| FAIR  | 18 200 | 2 100                   | 1 200                    | 1 900                    | 1 000                    | 3 700                      | 3 900                      | 1 500                      | 3 100                  | 14000                    |
| POOR  | 11 700 | 1 100                   | 900                      | 1 400                    | 2 400                    | 1 200                      | 2 200                      | 800                        | 1 600                  | 9900                     |
| NOT REPORTED  | 1 700  | -                       | 300                      | 500                      | -                        | 300                        | 500                        | -                          | 200                    | ...                      |
| HOUSEHOLD WOULD LIKE TO MOVE  |        |                         |                          |                          |                          |                            |                            |                            |                        |                          |
| EXCELLENT   | 5 700  | 400                     | 700                      | 600                      | 500                      | 800                        | 1 500                      | 200                        | 1 100                  | 14700                    |
| GOOD  | 200    | -                       | -                        | -                        | -                        | -                          | 200                        | -                          | -                      | ...                      |
| FAIR  | 1 600  | -                       | 200                      | -                        | 200                      | 200                        | 600                        | 200                        | 300                    | ...                      |
| POOR  | 2 600  | 400                     | 200                      | 200                      | 300                      | 300                        | 500                        | -                          | 800                    | ...                      |
| NOT REPORTED  | 1 400  | -                       | 300                      | 500                      | -                        | 300                        | 300                        | -                          | -                      | ...                      |
| HOUSEHOLD WOULD NOT LIKE TO MOVE  |        |                         |                          |                          |                          |                            |                            |                            |                        |                          |
| EXCELLENT   | 33 900 | 3 300                   | 1 900                    | 4 300                    | 3 800                    | 5 900                      | 6 800                      | 2 400                      | 5 500                  | 13000                    |
| GOOD  | 7 800  | 500                     | 200                      | 1 200                    | 800                      | 1 500                      | 1 600                      | 300                        | 1 800                  | 14300                    |
| FAIR  | 16 600 | 2 100                   | 1 000                    | 1 900                    | 800                      | 3 500                      | 3 300                      | 1 300                      | 2 800                  | 13600                    |
| POOR  | 9 200  | 800                     | 800                      | 1 300                    | 2 100                    | 900                        | 1 700                      | 800                        | 800                    | 9500                     |
| NOT REPORTED  | 300    | -                       | -                        | -                        | -                        | -                          | 200                        | -                          | 200                    | ...                      |
| RENTER OCCUPIED   |        |                         |                          |                          |                          |                            |                            |                            |                        |                          |
| EXCELLENT   | 82 200 | 17 700                  | 15 000                   | 8 800                    | 14 800                   | 13 800                     | 7 300                      | 3 700                      | 1 100                  | 6900                     |
| GOOD  | 6 900  | 1 300                   | 1 400                    | 700                      | 1 100                    | 1 000                      | 1 100                      | 200                        | 200                    | 7300                     |
| FAIR  | 29 000 | 4 300                   | 5 100                    | 3 000                    | 5 000                    | 6 000                      | 3 400                      | 1 800                      | 500                    | 8300                     |
| POOR  | 37 000 | 8 700                   | 7 300                    | 4 200                    | 6 900                    | 5 800                      | 2 300                      | 1 500                      | 500                    | 6200                     |
| NOT REPORTED  | 9 200  | 3 400                   | 1 300                    | 1 000                    | 1 700                    | 1 100                      | 300                        | 300                        | -                      | 4800                     |
| HOUSEHOLD WOULD LIKE TO MOVE  |        |                         |                          |                          |                          |                            |                            |                            |                        |                          |
| EXCELLENT   | 24 100 | 4 500                   | 5 100                    | 3 000                    | 3 900                    | 4 300                      | 1 600                      | 1 300                      | 300                    | 6600                     |
| GOOD  | 300    | 200                     | -                        | -                        | -                        | -                          | 200                        | -                          | -                      | ...                      |
| FAIR  | 2 900  | -                       | 300                      | 500                      | 300                      | 1 300                      | 300                        | 200                        | -                      | ...                      |
| POOR  | 13 800 | 1 900                   | 3 700                    | 1 900                    | 2 200                    | 1 900                      | 1 000                      | 800                        | 300                    | 6300                     |
| NOT REPORTED  | 6 900  | 2 400                   | 1 100                    | 600                      | 1 300                    | 1 100                      | 300                        | -                          | 600                    | 4800                     |
| HOUSEHOLD WOULD NOT LIKE TO MOVE  |        |                         |                          |                          |                          |                            |                            |                            |                        |                          |
| EXCELLENT   | 58 000 | 13 200                  | 9 900                    | 5 800                    | 10 900                   | 9 500                      | 5 500                      | 2 400                      | 800                    | 7000                     |
| GOOD  | 6 400  | 1 100                   | 1 400                    | 700                      | 1 100                    | 1 000                      | 800                        | 200                        | 200                    | 7100                     |
| FAIR  | 26 100 | 4 300                   | 4 800                    | 2 500                    | 4 600                    | 4 700                      | 3 000                      | 1 600                      | 500                    | 7900                     |
| POOR  | 23 200 | 6 800                   | 3 600                    | 2 300                    | 4 700                    | 3 900                      | 1 300                      | 600                        | 200                    | 6100                     |
| NOT REPORTED  | 2 300  | 1 000                   | 200                      | 300                      | 500                      | 300                        | 300                        | -                          | -                      | ...                      |
| NOT REPORTED  | 200    | -                       | -                        | -                        | -                        | -                          | 200                        | -                          | -                      | ...                      |

TABLE B-17. VALUE OF OWNER OCCUPIED HOUSING UNITS BY OCCUPANCY AND UTILIZATION CHARACTERISTICS AND SERVICES AVAILABLE FOR HOUSING UNITS WITH BLACK HOUSEHOLD HEAD: 1976

(DATA BASED ON SAMPLE, SEE TEXT. FOR MINIMUM BASE FOR DERIVED FIGURES (PERCENT, MEDIAN, ETC.) AND MEANING OF SYMBOLS, SEE TEXT)

| STANDARD METROPOLITAN STATISTICAL AREA<br>BALTIMORE, MD.<br>IN CENTRAL CITY | TOTAL  | LESS<br>THAN<br>\$10,000 | \$10,000<br>TO<br>\$19,999 | \$20,000<br>TO<br>\$24,999 | \$25,000<br>TO<br>\$29,999 | \$30,000<br>TO<br>\$34,999 | \$35,000<br>TO<br>\$39,999 | \$40,000<br>TO<br>\$49,999 | \$50,000<br>OR<br>MORE | MEDIAN<br>(DOL-<br>LARS) |
|---|--------|--------------------------|----------------------------|----------------------------|----------------------------|----------------------------|----------------------------|----------------------------|------------------------|--------------------------|
| SPECIFIED OWNER OCCUPIED <sup>1</sup>                                       |        |                          |                            |                            |                            |                            |                            |                            |                        |                          |
| DURATION OF OCCUPANCY   |        |                          |                            |                            |                            |                            |                            |                            |                        |                          |
| HOUSEHOLD HEAD LIVED HERE:  | 37 900 | 8 100                    | 13 400                     | 4 700                      | 5 200                      | 3 400                      | 1 300                      | 1 400                      | 400                    | 18100                    |
| LESS THAN 3 MONTHS  | 700    | 200                      | 200                        | -                          | 200                        | 200                        | -                          | -                          | -                      | ...                      |
| 3 MONTHS OR LONGER  | 37 200 | 7 900                    | 13 300                     | 4 700                      | 5 100                      | 3 300                      | 1 300                      | 1 400                      | 400                    | 18100                    |
| LIVED HERE LAST WINTER  | 37 100 | 7 900                    | 13 400                     | 4 700                      | 4 700                      | 3 300                      | 1 300                      | 1 400                      | 400                    | 17900                    |
| CONDITION OF KITCHEN FACILITIES   |        |                          |                            |                            |                            |                            |                            |                            |                        |                          |
| WITH COMPLETE KITCHEN FACILITIES  | 37 900 | 8 100                    | 13 400                     | 4 700                      | 5 200                      | 3 400                      | 1 300                      | 1 400                      | 400                    | 18100                    |
| ALL USABLE  | 37 800 | 7 900                    | 13 400                     | 4 700                      | 5 200                      | 3 400                      | 1 300                      | 1 400                      | 400                    | 18200                    |
| 1 OR MORE NOT USABLE  | 200    | 200                      | -                          | -                          | -                          | -                          | -                          | -                          | -                      | ...                      |
| NOT REPORTED  | -      | -                        | -                          | -                          | -                          | -                          | -                          | -                          | -                      | ...                      |
| LACKING COMPLETE KITCHEN FACILITIES   | -      | -                        | -                          | -                          | -                          | -                          | -                          | -                          | -                      | ...                      |
| BEDROOMS  |        |                          |                            |                            |                            |                            |                            |                            |                        |                          |
| NONE AND 1  | 100    | 100                      | -                          | -                          | -                          | -                          | -                          | -                          | -                      | ...                      |
| 2 OR MORE   | 37 800 | 7 900                    | 13 400                     | 4 700                      | 5 200                      | 3 400                      | 1 300                      | 1 400                      | 400                    | 18200                    |
| NONE LACKING PRIVACY  | 34 500 | 6 600                    | 11 900                     | 4 700                      | 5 200                      | 3 300                      | 1 100                      | 1 300                      | 400                    | 18900                    |
| 1 OR MORE LACKING PRIVACY   | 3 100  | 1 300                    | 1 500                      | -                          | -                          | 200                        | 200                        | -                          | -                      | ...                      |
| PRIVACY NOT REPORTED  | 100    | -                        | -                          | -                          | -                          | -                          | -                          | 100                        | -                      | ...                      |
| 3-OR-MORE-PERSON HOUSEHOLDS   | 25 000 | 4 800                    | 8 700                      | 3 300                      | 4 000                      | 2 100                      | 1 000                      | 800                        | 400                    | 18800                    |
| NO BEDROOMS USED BY 3 PERSONS OR MORE                                       | 22 100 | 4 700                    | 7 400                      | 3 100                      | 3 500                      | 1 700                      | 800                        | 600                        | 400                    | 18700                    |
| BEDROOMS USED BY 3 PERSONS OR MORE  | 2 900  | 200                      | 1 300                      | 200                        | 500                        | 500                        | 100                        | 200                        | -                      | ...                      |
| 1 OR MORE   | 2 900  | 200                      | 1 300                      | 200                        | 500                        | 500                        | 100                        | 200                        | -                      | ...                      |
| BEDROOMS USED BY PERSONS 13 YEARS OF AGE OR OLDER                           | 2 400  | 200                      | 1 000                      | -                          | 500                        | 500                        | 100                        | 200                        | -                      | ...                      |
| NO BEDROOMS USED BY PERSONS 13 YEARS OF AGE OR OLDER                        | 500    | -                        | 300                        | 200                        | -                          | -                          | -                          | -                          | -                      | ...                      |
| NOT REPORTED  | -      | -                        | -                          | -                          | -                          | -                          | -                          | -                          | -                      | ...                      |
| NO BEDROOMS   | -      | -                        | -                          | -                          | -                          | -                          | -                          | -                          | -                      | ...                      |
| NOT REPORTED  | -      | -                        | -                          | -                          | -                          | -                          | -                          | -                          | -                      | ...                      |
| 1- AND 2-PERSON HOUSEHOLDS  | 12 900 | 3 200                    | 4 700                      | 1 400                      | 1 200                      | 1 300                      | 300                        | 600                        | -                      | 16800                    |

<sup>1</sup>LIMITED TO 1-FAMILY HOMES ON LESS THAN 10 ACRES AND NO BUSINESS ON PROPERTY.

TABLE B-17. VALUE OF OWNER OCCUPIED HOUSING UNITS BY OCCUPANCY AND UTILIZATION CHARACTERISTICS AND SERVICES AVAILABLE FOR HOUSING UNITS WITH BLACK HOUSEHOLD HEAD: 1976--CONTINUED

(DATA BASED ON SAMPLE, SEE TEXT. FOR MINIMUM BASE FOR DERIVED FIGURES (PERCENT, MEDIAN, ETC.) AND MEANING OF SYMBOLS, SEE TEXT)

| STANDARD METROPOLITAN STATISTICAL AREA<br>BALTIMORE, MD.<br>IN CENTRAL CITY | TOTAL  | LESS<br>THAN<br>\$10,000 | \$10,000<br>TO<br>\$19,999 | \$20,000<br>TO<br>\$24,999 | \$25,000<br>TO<br>\$29,999 | \$30,000<br>TO<br>\$34,999 | \$35,000<br>TO<br>\$39,999 | \$40,000<br>TO<br>\$49,999 | \$50,000<br>OR<br>MORE | MEDIAN<br>(DOL-<br>LARS) |
|---|--------|--------------------------|----------------------------|----------------------------|----------------------------|----------------------------|----------------------------|----------------------------|------------------------|--------------------------|
| SPECIFIED OWNER OCCUPIED <sup>1</sup> --CONTINUED                           |        |                          |                            |                            |                            |                            |                            |                            |                        |                          |
| GARBAGE COLLECTION SERVICE  |        |                          |                            |                            |                            |                            |                            |                            |                        |                          |
| WITH SERVICE . . . . .  | 37 900 | 8 100                    | 13 400                     | 4 700                      | 5 200                      | 3 400                      | 1 300                      | 1 400                      | 400                    | 18100                    |
| LESS THAN ONCE A WEEK . . . . .   | -      | -                        | -                          | -                          | -                          | -                          | -                          | -                          | -                      | -                        |
| ONCE A WEEK . . . . .   | 300    | -                        | 200                        | -                          | -                          | 200                        | -                          | -                          | -                      | ...                      |
| TWICE A WEEK OR MORE . . . . .  | 37 600 | 8 100                    | 13 300                     | 4 700                      | 5 200                      | 3 300                      | 1 300                      | 1 400                      | 400                    | 18100                    |
| DON'T KNOW . . . . .  | -      | -                        | -                          | -                          | -                          | -                          | -                          | -                          | -                      | -                        |
| NOT REPORTED . . . . .  | -      | -                        | -                          | -                          | -                          | -                          | -                          | -                          | -                      | -                        |
| NO SERVICE . . . . .  | -      | -                        | -                          | -                          | -                          | -                          | -                          | -                          | -                      | -                        |
| METHOD OF DISPOSAL:   |        |                          |                            |                            |                            |                            |                            |                            |                        |                          |
| INCINERATOR, TRASH CHUTE, OR COMPACTOR . . . . .                            | -      | -                        | -                          | -                          | -                          | -                          | -                          | -                          | -                      | -                        |
| GARBAGE DISPOSAL . . . . .  | -      | -                        | -                          | -                          | -                          | -                          | -                          | -                          | -                      | -                        |
| OTHER MEANS . . . . .   | -      | -                        | -                          | -                          | -                          | -                          | -                          | -                          | -                      | -                        |
| NOT REPORTED . . . . .  | -      | -                        | -                          | -                          | -                          | -                          | -                          | -                          | -                      | -                        |
| DON'T KNOW . . . . .  | -      | -                        | -                          | -                          | -                          | -                          | -                          | -                          | -                      | -                        |
| NOT REPORTED . . . . .  | -      | -                        | -                          | -                          | -                          | -                          | -                          | -                          | -                      | -                        |
| EXTERMINATOR SERVICE  |        |                          |                            |                            |                            |                            |                            |                            |                        |                          |
| OCCUPIED 3 MONTHS OR LONGER . . . . .                                       | 37 200 | 7 900                    | 13 300                     | 4 700                      | 5 100                      | 3 300                      | 1 300                      | 1 400                      | 400                    | 18100                    |
| NO SIGNS OF MICE OR RATS . . . . .  | 30 700 | 6 100                    | 10 400                     | 3 700                      | 4 800                      | 2 800                      | 1 100                      | 1 400                      | 400                    | 18900                    |
| WITH SIGNS OF MICE OR RATS . . . . .  | 6 600  | 1 800                    | 2 900                      | 1 000                      | 300                        | 500                        | 200                        | -                          | -                      | 15200                    |
| REGULAR EXTERMINATION SERVICE . . . . .                                     | 1 100  | 300                      | 300                        | 200                        | 100                        | -                          | 200                        | -                          | -                      | ...                      |
| IRREGULAR EXTERMINATION SERVICE . . . . .                                   | 2 100  | 1 200                    | 300                        | 200                        | -                          | 500                        | -                          | -                          | -                      | ...                      |
| NO EXTERMINATION SERVICE . . . . .  | 3 400  | 300                      | 2 300                      | 600                        | 200                        | -                          | -                          | -                          | -                      | ...                      |
| NOT REPORTED . . . . .  | -      | -                        | -                          | -                          | -                          | -                          | -                          | -                          | -                      | -                        |
| DON'T KNOW . . . . .  | -      | -                        | -                          | -                          | -                          | -                          | -                          | -                          | -                      | -                        |
| NOT REPORTED . . . . .  | -      | -                        | -                          | -                          | -                          | -                          | -                          | -                          | -                      | -                        |
| OCCUPIED LESS THAN 3 MONTHS . . . . .                                       | 700    | 200                      | 200                        | -                          | 200                        | 200                        | -                          | -                          | -                      | ...                      |

<sup>1</sup>LIMITED TO 1-FAMILY HOMES ON LESS THAN 10 ACRES AND NO BUSINESS ON PROPERTY.

TABLE B-18. VALUE OF OWNER OCCUPIED HOUSING UNITS BY DEFICIENCIES IN SELECTED STRUCTURAL CHARACTERISTICS FOR HOUSING UNITS WITH BLACK HOUSEHOLD HEAD: 1976

(DATA BASED ON SAMPLE, SEE TEXT. FOR MINIMUM BASE FOR DERIVED FIGURES (PERCENT, MEDIAN, ETC.) AND MEANING OF SYMBOLS, SEE TEXT)

| STANDARD METROPOLITAN STATISTICAL AREA<br>BALTIMORE, MD.<br>IN CENTRAL CITY | TOTAL  | LESS<br>THAN<br>\$10,000 | \$10,000<br>TO<br>\$19,999 | \$20,000<br>TO<br>\$24,999 | \$25,000<br>TO<br>\$29,999 | \$30,000<br>TO<br>\$34,999 | \$35,000<br>TO<br>\$39,999 | \$40,000<br>TO<br>\$49,999 | \$50,000<br>OR<br>MORE | MEDIAN<br>(DOL-<br>LARS) |
|---|--------|--------------------------|----------------------------|----------------------------|----------------------------|----------------------------|----------------------------|----------------------------|------------------------|--------------------------|
| SPECIFIED OWNER OCCUPIED <sup>1</sup> . . . . .                             |        |                          |                            |                            |                            |                            |                            |                            |                        |                          |
| ELECTRIC WIRING   |        |                          |                            |                            |                            |                            |                            |                            |                        |                          |
| ALL WIRING CONCEALED IN WALLS OR METAL COVERING . . . . .                   | 37 600 | 8 100                    | 13 300                     | 4 700                      | 5 200                      | 3 300                      | 1 300                      | 1 400                      | 400                    | 18100                    |
| SOME OR ALL WIRING EXPOSED . . . . .  | 300    | -                        | 200                        | -                          | -                          | 100                        | -                          | -                          | -                      | ...                      |
| NOT REPORTED . . . . .  | -      | -                        | -                          | -                          | -                          | -                          | -                          | -                          | -                      | -                        |
| ELECTRIC WALL OUTLETS   |        |                          |                            |                            |                            |                            |                            |                            |                        |                          |
| WITH WORKING OUTLETS IN EACH ROOM . . . . .                                 | 36 300 | 7 400                    | 12 600                     | 4 700                      | 5 100                      | 3 400                      | 1 300                      | 1 400                      | 400                    | 18500                    |
| LACKING WORKING OUTLETS IN SOME OR ALL ROOMS . . . . .                      | 1 600  | 600                      | 800                        | -                          | 200                        | -                          | -                          | -                          | -                      | ...                      |
| NOT REPORTED . . . . .  | -      | -                        | -                          | -                          | -                          | -                          | -                          | -                          | -                      | -                        |
| BASEMENT  |        |                          |                            |                            |                            |                            |                            |                            |                        |                          |
| WITH BASEMENT . . . . .   | 37 600 | 8 100                    | 13 100                     | 4 700                      | 5 200                      | 3 400                      | 1 300                      | 1 400                      | 400                    | 18200                    |
| NO WATER LEAKAGE . . . . .  | 32 100 | 7 200                    | 11 300                     | 3 600                      | 4 600                      | 3 100                      | 1 100                      | 1 100                      | -                      | 17800                    |
| WITH WATER LEAKAGE . . . . .  | 5 200  | 500                      | 1 800                      | 1 100                      | 600                        | 300                        | 200                        | 300                        | 400                    | 21500                    |
| DON'T KNOW . . . . .  | 300    | 300                      | -                          | -                          | -                          | -                          | -                          | -                          | -                      | ...                      |
| NOT REPORTED . . . . .  | -      | -                        | -                          | -                          | -                          | -                          | -                          | -                          | -                      | -                        |
| NO BASEMENT . . . . .   | 300    | -                        | 300                        | -                          | -                          | -                          | -                          | -                          | -                      | ...                      |
| ROOF  |        |                          |                            |                            |                            |                            |                            |                            |                        |                          |
| NO WATER LEAKAGE . . . . .  | 33 300 | 6 200                    | 12 100                     | 4 400                      | 4 600                      | 3 300                      | 1 000                      | 1 400                      | 400                    | 18600                    |
| WITH WATER LEAKAGE . . . . .  | 4 300  | 1 700                    | 1 200                      | 300                        | 600                        | 200                        | 300                        | -                          | -                      | 14000                    |
| DON'T KNOW . . . . .  | 200    | 200                      | -                          | -                          | -                          | -                          | -                          | -                          | -                      | ...                      |
| NOT REPORTED . . . . .  | 100    | -                        | 100                        | -                          | -                          | -                          | -                          | -                          | -                      | ...                      |
| INTERIOR CEILINGS AND WALLS   |        |                          |                            |                            |                            |                            |                            |                            |                        |                          |
| OPEN CRACKS OR HOLES:   |        |                          |                            |                            |                            |                            |                            |                            |                        |                          |
| NO OPEN CRACKS OR HOLES . . . . .   | 35 000 | 6 600                    | 12 500                     | 4 700                      | 5 200                      | 3 400                      | 1 100                      | 1 300                      | 200                    | 18800                    |
| WITH OPEN CRACKS OR HOLES . . . . .   | 2 900  | 1 500                    | 1 000                      | -                          | -                          | -                          | 200                        | 100                        | 200                    | ...                      |
| NOT REPORTED . . . . .  | -      | -                        | -                          | -                          | -                          | -                          | -                          | -                          | -                      | -                        |
| BROKEN PLASTER:   |        |                          |                            |                            |                            |                            |                            |                            |                        |                          |
| NO BROKEN PLASTER . . . . .   | 36 000 | 7 100                    | 12 600                     | 4 700                      | 5 200                      | 3 400                      | 1 300                      | 1 300                      | 400                    | 18600                    |
| WITH BROKEN PLASTER . . . . .   | 1 900  | 1 000                    | 800                        | -                          | -                          | -                          | -                          | 100                        | -                      | ...                      |
| NOT REPORTED . . . . .  | -      | -                        | -                          | -                          | -                          | -                          | -                          | -                          | -                      | -                        |
| PEELING PAINT:  |        |                          |                            |                            |                            |                            |                            |                            |                        |                          |
| NO PEELING PAINT . . . . .  | 36 000 | 7 800                    | 12 300                     | 4 300                      | 5 100                      | 3 400                      | 1 300                      | 1 400                      | 400                    | 18300                    |
| WITH PEELING PAINT . . . . .  | 1 900  | 300                      | 1 100                      | 300                        | 100                        | -                          | -                          | -                          | -                      | ...                      |
| NOT REPORTED . . . . .  | -      | -                        | -                          | -                          | -                          | -                          | -                          | -                          | -                      | -                        |
| INTERIOR FLOORS   |        |                          |                            |                            |                            |                            |                            |                            |                        |                          |
| NO HOLES IN FLOOR . . . . .   | 36 800 | 7 600                    | 12 900                     | 4 700                      | 5 200                      | 3 300                      | 1 300                      | 1 400                      | 400                    | 18400                    |
| WITH HOLES IN FLOOR . . . . .   | 1 100  | 500                      | 500                        | -                          | -                          | 100                        | -                          | -                          | -                      | ...                      |
| NOT REPORTED . . . . .  | -      | -                        | -                          | -                          | -                          | -                          | -                          | -                          | -                      | -                        |
| SELECTED STRUCTURAL DEFICIENCIES AND WISH TO MOVE                           |        |                          |                            |                            |                            |                            |                            |                            |                        |                          |
| WITH STRUCTURAL DEFICIENCIES . . . . .                                      | 11 500 | 2 800                    | 4 000                      | 1 700                      | 1 100                      | 600                        | 500                        | 300                        | 400                    | 17300                    |
| HOUSEHOLD WOULD LIKE TO MOVE . . . . .                                      | 500    | 200                      | 200                        | -                          | 200                        | -                          | -                          | -                          | -                      | ...                      |
| BECAUSE OF 1 CONDITION . . . . .  | 200    | -                        | 200                        | -                          | -                          | -                          | -                          | -                          | -                      | ...                      |
| BECAUSE OF 2 CONDITIONS . . . . .   | 200    | -                        | -                          | -                          | 200                        | -                          | -                          | -                          | -                      | ...                      |
| BECAUSE OF 3 OR MORE CONDITIONS . . . . .                                   | 200    | 200                      | -                          | -                          | -                          | -                          | -                          | -                          | -                      | ...                      |
| HOUSEHOLD WOULD NOT LIKE TO MOVE . . . . .                                  | 10 800 | 2 600                    | 3 700                      | 1 700                      | 1 000                      | 600                        | 500                        | 300                        | 400                    | 17500                    |
| NOT REPORTED . . . . .  | 200    | -                        | 200                        | -                          | -                          | -                          | -                          | -                          | -                      | ...                      |
| NO STRUCTURAL DEFICIENCIES . . . . .  | 26 400 | 5 300                    | 9 400                      | 2 900                      | 4 100                      | 2 800                      | 800                        | 1 100                      | -                      | 19500                    |
| NOT REPORTED . . . . .  | -      | -                        | -                          | -                          | -                          | -                          | -                          | -                          | -                      | -                        |

<sup>1</sup>LIMITED TO 1-FAMILY HOMES ON LESS THAN 10 ACRES AND NO BUSINESS ON PROPERTY.

TABLE B-18. VALUE OF OWNER OCCUPIED HOUSING UNITS BY DEFICIENCIES IN SELECTED STRUCTURAL CHARACTERISTICS FOR HOUSING UNITS WITH BLACK HOUSEHOLD HEAD: 1976--CONTINUED

(DATA BASED ON SAMPLE, SEE TEXT. FOR MINIMUM BASE FOR DERIVED FIGURES (PERCENT, MEDIAN, ETC.) AND MEANING OF SYMBOLS, SEE TEXT)

| STANDARD METROPOLITAN STATISTICAL AREA<br>BALTIMORE, MD.<br>IN CENTRAL CITY | TOTAL  | LESS THAN<br>\$10,000 | \$10,000 TO<br>\$19,999 | \$20,000 TO<br>\$24,999 | \$25,000 TO<br>\$29,999 | \$30,000 TO<br>\$34,999 | \$35,000 TO<br>\$39,999 | \$40,000 TO<br>\$49,999 | \$50,000 OR MORE | MEDIAN (DOLLARS) |
|---|--------|-----------------------|-------------------------|-------------------------|-------------------------|-------------------------|-------------------------|-------------------------|------------------|------------------|
| SPECIFIED OWNER OCCUPIED <sup>1</sup> --CONTINUED                           |        |                       |                         |                         |                         |                         |                         |                         |                  |                  |
| OVERALL OPINION OF STRUCTURE  |        |                       |                         |                         |                         |                         |                         |                         |                  |                  |
| EXCELLENT . . . . .   | 7 500  | 700                   | 2 100                   | 800                     | 1 700                   | 1 000                   | 600                     | 500                     | -                | 25300            |
| GOOD . . . . .  | 17 400 | 3 200                 | 6 100                   | 2 600                   | 2 200                   | 1 700                   | 700                     | 600                     | 400              | 19000            |
| FAIR . . . . .  | 11 300 | 3 600                 | 4 400                   | 1 300                   | 1 100                   | 800                     | 200                     | 200                     | -                | 14700            |
| POOR . . . . .  | 1 700  | 600                   | 800                     | -                       | 200                     | -                       | -                       | 200                     | -                | ...              |
| NOT REPORTED . . . . .  | -      | -                     | -                       | -                       | -                       | -                       | -                       | -                       | -                | ...              |

<sup>1</sup>LIMITED TO 1-FAMILY HOMES ON LESS THAN 10 ACRES AND NO BUSINESS ON PROPERTY.

TABLE B-19. VALUE OF OWNER OCCUPIED HOUSING UNITS BY FAILURES IN PLUMBING FACILITIES AND EQUIPMENT FOR HOUSING UNITS WITH BLACK HOUSEHOLD HEAD: 1976

(DATA BASED ON SAMPLE, SEE TEXT. FOR MINIMUM BASE FOR DERIVED FIGURES (PERCENT, MEDIAN, ETC.) AND MEANING OF SYMBOLS, SEE TEXT)

| STANDARD METROPOLITAN STATISTICAL AREA<br>BALTIMORE, MD.<br>IN CENTRAL CITY | TOTAL  | LESS THAN<br>\$10,000 | \$10,000 TO<br>\$19,999 | \$20,000 TO<br>\$24,999 | \$25,000 TO<br>\$29,999 | \$30,000 TO<br>\$34,999 | \$35,000 TO<br>\$39,999 | \$40,000 TO<br>\$49,999 | \$50,000 OR MORE | MEDIAN (DOLLARS) |
|---|--------|-----------------------|-------------------------|-------------------------|-------------------------|-------------------------|-------------------------|-------------------------|------------------|------------------|
| SPECIFIED OWNER OCCUPIED <sup>1</sup> . . . . .                             |        |                       |                         |                         |                         |                         |                         |                         |                  |                  |
| UNITS OCCUPIED 3 MONTHS OR LONGER . . . . .                                 | 37 900 | 8 100                 | 13 400                  | 4 700                   | 5 200                   | 3 400                   | 1 300                   | 1 400                   | 400              | 18100            |
| WATER SUPPLY  |        |                       |                         |                         |                         |                         |                         |                         |                  |                  |
| WITH PIPED WATER INSIDE STRUCTURE . . . . .                                 |        |                       |                         |                         |                         |                         |                         |                         |                  |                  |
| NO BREAKDOWNS . . . . .   | 37 200 | 7 900                 | 13 300                  | 4 700                   | 5 100                   | 3 300                   | 1 300                   | 1 400                   | 400              | 18100            |
| WITH BREAKDOWNS . . . . .   | 36 100 | 7 700                 | 12 900                  | 4 400                   | 5 100                   | 3 100                   | 1 300                   | 1 300                   | 400              | 18000            |
| UNUSABLE 6 CONSECUTIVE HOURS OR LONGER:                                     | 800    | 200                   | 300                     | 100                     | -                       | 200                     | -                       | -                       | -                | ...              |
| 1 TIME . . . . .  | 500    | -                     | 300                     | 100                     | -                       | -                       | -                       | -                       | -                | ...              |
| 2 TIMES . . . . .   | 200    | 200                   | -                       | -                       | -                       | -                       | -                       | -                       | -                | ...              |
| 3 TIMES OR MORE . . . . .   | 200    | -                     | -                       | -                       | -                       | 200                     | -                       | -                       | -                | ...              |
| NOT REPORTED . . . . .  | -      | -                     | -                       | -                       | -                       | -                       | -                       | -                       | -                | ...              |
| DON'T KNOW . . . . .  | 200    | -                     | -                       | 200                     | -                       | -                       | -                       | -                       | -                | ...              |
| NOT REPORTED . . . . .  | 200    | -                     | -                       | -                       | -                       | -                       | -                       | -                       | 200              | ...              |
| REASON FOR BREAKDOWN:   |        |                       |                         |                         |                         |                         |                         |                         |                  |                  |
| PROBLEMS INSIDE BUILDING . . . . .  | 500    | 200                   | -                       | 100                     | -                       | 200                     | -                       | -                       | -                | ...              |
| PROBLEMS OUTSIDE BUILDING . . . . .   | 300    | -                     | 300                     | -                       | -                       | -                       | -                       | -                       | -                | ...              |
| NOT REPORTED . . . . .  | -      | -                     | -                       | -                       | -                       | -                       | -                       | -                       | -                | ...              |
| NO PIPED WATER INSIDE STRUCTURE . . . . .                                   | -      | -                     | -                       | -                       | -                       | -                       | -                       | -                       | -                | ...              |
| SEWAGE DISPOSAL   |        |                       |                         |                         |                         |                         |                         |                         |                  |                  |
| WITH PUBLIC SEWER, SEPTIC TANK, OR CESSPOOL . . . . .                       |        |                       |                         |                         |                         |                         |                         |                         |                  |                  |
| NO BREAKDOWNS . . . . .   | 37 200 | 7 900                 | 13 300                  | 4 700                   | 5 100                   | 3 300                   | 1 300                   | 1 400                   | 400              | 18100            |
| WITH BREAKDOWNS . . . . .   | 36 900 | 7 900                 | 13 100                  | 4 500                   | 5 100                   | 3 300                   | 1 300                   | 1 400                   | 400              | 18100            |
| UNUSABLE 6 CONSECUTIVE HOURS OR LONGER:                                     | 200    | -                     | -                       | -                       | -                       | -                       | -                       | -                       | -                | ...              |
| 1 TIME . . . . .  | 200    | -                     | 200                     | -                       | -                       | -                       | -                       | -                       | -                | ...              |
| 2 TIMES . . . . .   | -      | -                     | -                       | -                       | -                       | -                       | -                       | -                       | -                | ...              |
| 3 TIMES OR MORE . . . . .   | -      | -                     | -                       | -                       | -                       | -                       | -                       | -                       | -                | ...              |
| NOT REPORTED . . . . .  | -      | -                     | -                       | -                       | -                       | -                       | -                       | -                       | -                | ...              |
| DON'T KNOW . . . . .  | 200    | -                     | -                       | 200                     | -                       | -                       | -                       | -                       | -                | ...              |
| NOT REPORTED . . . . .  | 200    | -                     | -                       | -                       | -                       | -                       | -                       | -                       | -                | ...              |
| WITH CHEMICAL TOILET, PRIVY, OR OTHER MEANS . . . . .                       | -      | -                     | -                       | -                       | -                       | -                       | -                       | -                       | -                | ...              |
| FLUSH TOILET  |        |                       |                         |                         |                         |                         |                         |                         |                  |                  |
| WITH ALL PLUMBING FACILITIES . . . . .                                      |        |                       |                         |                         |                         |                         |                         |                         |                  |                  |
| WITH ONLY 1 FLUSH TOILET . . . . .  | 37 200 | 7 900                 | 13 300                  | 4 700                   | 5 100                   | 3 300                   | 1 300                   | 1 400                   | 400              | 18100            |
| NO BREAKDOWNS IN FLUSH TOILET . . . . .                                     | 15 000 | 5 100                 | 5 500                   | 1 700                   | 900                     | 1 000                   | 500                     | -                       | 200              | 14200            |
| WITH BREAKDOWNS IN FLUSH TOILET . . . . .                                   | 14 200 | 5 100                 | 4 900                   | 1 600                   | 900                     | 1 000                   | 500                     | -                       | 200              | 14000            |
| UNUSABLE 6 CONSECUTIVE HOURS OR LONGER:                                     | 800    | -                     | 600                     | 200                     | -                       | -                       | -                       | -                       | -                | ...              |
| 1 TIME . . . . .  | 600    | -                     | 600                     | -                       | -                       | -                       | -                       | -                       | -                | ...              |
| 2 TIMES . . . . .   | -      | -                     | -                       | -                       | -                       | -                       | -                       | -                       | -                | ...              |
| 3 TIMES . . . . .   | 200    | -                     | -                       | 200                     | -                       | -                       | -                       | -                       | -                | ...              |
| 4 TIMES OR MORE . . . . .   | -      | -                     | -                       | -                       | -                       | -                       | -                       | -                       | -                | ...              |
| NOT REPORTED . . . . .  | -      | -                     | -                       | -                       | -                       | -                       | -                       | -                       | -                | ...              |
| NOT REPORTED . . . . .  | -      | -                     | -                       | -                       | -                       | -                       | -                       | -                       | -                | ...              |
| REASON FOR BREAKDOWN:   |        |                       |                         |                         |                         |                         |                         |                         |                  |                  |
| PROBLEMS INSIDE BUILDING . . . . .  | 200    | -                     | 200                     | -                       | -                       | -                       | -                       | -                       | -                | ...              |
| PROBLEMS OUTSIDE BUILDING . . . . .   | 600    | -                     | 500                     | 200                     | -                       | -                       | -                       | -                       | -                | ...              |
| NOT REPORTED . . . . .  | -      | -                     | -                       | -                       | -                       | -                       | -                       | -                       | -                | ...              |
| LACKING SOME OR ALL PLUMBING FACILITIES . . . . .                           | -      | -                     | -                       | -                       | -                       | -                       | -                       | -                       | -                | ...              |
| ELECTRIC FUSE BLOWOUTS  |        |                       |                         |                         |                         |                         |                         |                         |                  |                  |
| NO FUSE OR SWITCH BLOWOUTS . . . . .  |        |                       |                         |                         |                         |                         |                         |                         |                  |                  |
| WITH FUSE OR SWITCH BLOWOUTS . . . . .                                      | 38 500 | 7 200                 | 12 000                  | 4 400                   | 4 900                   | 3 300                   | 1 300                   | 1 300                   | 200              | 18400            |
| 1 TIME . . . . .  | 2 700  | 600                   | 1 300                   | 300                     | 200                     | -                       | -                       | 200                     | 200              | ...              |
| 2 TIMES . . . . .   | 2 300  | 600                   | 1 100                   | 200                     | -                       | -                       | -                       | 200                     | 200              | ...              |
| 3 TIMES OR MORE . . . . .   | 300    | -                     | -                       | 200                     | 200                     | -                       | -                       | -                       | -                | ...              |
| NOT REPORTED . . . . .  | 200    | -                     | 200                     | -                       | -                       | -                       | -                       | -                       | -                | ...              |
| DON'T KNOW . . . . .  | -      | -                     | -                       | -                       | -                       | -                       | -                       | -                       | -                | ...              |
| NOT REPORTED . . . . .  | -      | -                     | -                       | -                       | -                       | -                       | -                       | -                       | -                | ...              |
| UNITS OCCUPIED LAST WINTER . . . . .  |        |                       |                         |                         |                         |                         |                         |                         |                  |                  |
| HEATING EQUIPMENT   |        |                       |                         |                         |                         |                         |                         |                         |                  |                  |
| WITH HEATING EQUIPMENT . . . . .  |        |                       |                         |                         |                         |                         |                         |                         |                  |                  |
| NO BREAKDOWNS . . . . .   | 37 100 | 7 900                 | 13 400                  | 4 700                   | 4 700                   | 3 300                   | 1 300                   | 1 400                   | 400              | 17900            |
| WITH BREAKDOWNS . . . . .   | 32 700 | 7 400                 | 11 700                  | 4 200                   | 4 000                   | 2 800                   | 1 300                   | 1 100                   | 400              | 17700            |
| 1 TIME . . . . .  | 4 200  | 500                   | 1 600                   | 500                     | 800                     | 500                     | -                       | 300                     | -                | 19800            |
| 2 TIMES . . . . .   | 3 200  | 300                   | 1 300                   | 500                     | 500                     | 500                     | -                       | 200                     | -                | ...              |
| 3 TIMES . . . . .   | 800    | 200                   | 300                     | -                       | 300                     | -                       | -                       | -                       | -                | ...              |
| 4 TIMES OR MORE . . . . .   | -      | -                     | -                       | -                       | -                       | -                       | -                       | -                       | -                | ...              |
| NOT REPORTED . . . . .  | -      | -                     | -                       | -                       | -                       | -                       | -                       | -                       | -                | ...              |
| NOT REPORTED . . . . .  | 200    | -                     | -                       | -                       | -                       | -                       | -                       | 200                     | -                | ...              |
| NO HEATING EQUIPMENT . . . . .  | 200    | -                     | 200                     | -                       | -                       | -                       | -                       | -                       | -                | ...              |

<sup>1</sup>LIMITED TO 1-FAMILY HOMES ON LESS THAN 10 ACRES AND NO BUSINESS ON PROPERTY.

TABLE B-19. VALUE OF OWNER OCCUPIED HOUSING UNITS BY FAILURES IN PLUMBING FACILITIES AND EQUIPMENT FOR HOUSING UNITS WITH BLACK HOUSEHOLD HEAD: 1976--CONTINUED

(DATA BASED ON SAMPLE, SEE TEXT. FOR MINIMUM BASE FOR DERIVED FIGURES (PERCENT, MEDIAN, ETC.) AND MEANING OF SYMBOLS, SEE TEXT)

| STANDARD METROPOLITAN STATISTICAL AREA<br>BALTIMORE, MD.<br>IN CENTRAL CITY | TOTAL  | LESS<br>THAN<br>\$10,000 | \$10,000<br>TO<br>\$19,999 | \$20,000<br>TO<br>\$24,999 | \$25,000<br>TO<br>\$29,999 | \$30,000<br>TO<br>\$34,999 | \$35,000<br>TO<br>\$39,999 | \$40,000<br>TO<br>\$49,999 | \$50,000<br>OR<br>MORE | MEDIAN<br>(DOL-<br>LARS) |
|---|--------|--------------------------|----------------------------|----------------------------|----------------------------|----------------------------|----------------------------|----------------------------|------------------------|--------------------------|
| SPECIFIED OWNER OCCUPIED <sup>1</sup> --CONTINUED                           |        |                          |                            |                            |                            |                            |                            |                            |                        |                          |
| UNITS OCCUPIED LAST WINTER--CONTINUED                                       |        |                          |                            |                            |                            |                            |                            |                            |                        |                          |
| INSUFFICIENT HEAT   |        |                          |                            |                            |                            |                            |                            |                            |                        |                          |
| ADDITIONAL HEAT SOURCE:   |        |                          |                            |                            |                            |                            |                            |                            |                        |                          |
| WITH SPECIFIED HEATING EQUIPMENT <sup>2</sup>                               | 36 800 | 7 700                    | 13 200                     | 4 700                      | 4 700                      | 3 300                      | 1 300                      | 1 400                      | 400                    | 18000                    |
| NO ADDITIONAL HEAT SOURCE USED.   | 33 400 | 6 500                    | 12 100                     | 4 500                      | 4 300                      | 3 300                      | 1 100                      | 1 400                      | 200                    | 18400                    |
| USED KITCHEN STOVE, FIREPLACE,<br>OR PORTABLE HEATER . . . . .              | 3 400  | 1 300                    | 1 100                      | 200                        | 500                        | -                          | 200                        | -                          | 200                    | ...                      |
| NOT REPORTED . . . . .  | -      | -                        | -                          | -                          | -                          | -                          | -                          | -                          | -                      | ...                      |
| LACKING SPECIFIED HEATING EQUIPMENT OR NONE                                 | 300    | 100                      | 200                        | -                          | -                          | -                          | -                          | -                          | -                      | ...                      |
| ROOMS LACKING SPECIFIED HEAT SOURCE:  |        |                          |                            |                            |                            |                            |                            |                            |                        |                          |
| WITH SPECIFIED HEATING EQUIPMENT <sup>2</sup>                               | 36 800 | 7 700                    | 13 200                     | 4 700                      | 4 700                      | 3 300                      | 1 300                      | 1 400                      | 400                    | 18000                    |
| NO ROOMS LACKING AIR DUCTS, REGISTERS,<br>RADIATORS, OR HEATERS . . . . .   | 32 600 | 6 500                    | 11 600                     | 4 500                      | 4 000                      | 3 300                      | 1 100                      | 1 300                      | 400                    | 18500                    |
| ROOMS LACKING AIR DUCTS, REGISTERS, RADIATORS,<br>OR HEATERS . . . . .      | 4 200  | 1 300                    | 1 600                      | 200                        | 800                        | -                          | 100                        | 200                        | -                      | 14900                    |
| 1 ROOM . . . . .  | 2 400  | 600                      | 1 200                      | 200                        | 500                        | -                          | -                          | -                          | -                      | ...                      |
| 2 ROOMS . . . . .   | 500    | 200                      | -                          | -                          | 200                        | -                          | 100                        | -                          | -                      | ...                      |
| 3 ROOMS OR MORE . . . . .   | 1 300  | 500                      | 500                        | -                          | 200                        | -                          | -                          | 200                        | -                      | ...                      |
| NOT REPORTED . . . . .  | -      | -                        | -                          | -                          | -                          | -                          | -                          | -                          | -                      | ...                      |
| LACKING SPECIFIED HEATING EQUIPMENT OR NONE                                 | 300    | 100                      | 200                        | -                          | -                          | -                          | -                          | -                          | -                      | ...                      |
| CLOSURE OF ROOMS:   |        |                          |                            |                            |                            |                            |                            |                            |                        |                          |
| WITH HEATING EQUIPMENT . . . . .  | 37 100 | 7 900                    | 13 400                     | 4 700                      | 4 700                      | 3 300                      | 1 300                      | 1 400                      | 400                    | 17900                    |
| NO ROOMS CLOSED . . . . .   | 35 500 | 7 400                    | 12 900                     | 4 700                      | 4 400                      | 3 300                      | 1 100                      | 1 400                      | 200                    | 18000                    |
| CLOSED CERTAIN ROOMS . . . . .  | 1 500  | 500                      | 300                        | -                          | 300                        | -                          | 100                        | -                          | 200                    | ...                      |
| LIVING ROOM ONLY . . . . .  | -      | -                        | -                          | -                          | -                          | -                          | -                          | -                          | -                      | ...                      |
| DINING ROOM ONLY . . . . .  | -      | -                        | -                          | -                          | -                          | -                          | -                          | -                          | -                      | ...                      |
| 1 OR MORE BEDROOMS ONLY . . . . .   | 600    | 300                      | 200                        | -                          | 100                        | -                          | -                          | -                          | -                      | ...                      |
| OTHER ROOMS OR COMBINATION . . . . .  | 500    | 200                      | -                          | -                          | -                          | -                          | 100                        | -                          | 200                    | ...                      |
| NOT REPORTED . . . . .  | 300    | -                        | 200                        | -                          | 200                        | -                          | -                          | -                          | -                      | ...                      |
| NOT REPORTED . . . . .  | 200    | -                        | 200                        | -                          | -                          | -                          | -                          | -                          | -                      | ...                      |
| NO HEATING EQUIPMENT . . . . .  | -      | -                        | -                          | -                          | -                          | -                          | -                          | -                          | -                      | ...                      |

<sup>1</sup>LIMITED TO 1-FAMILY HOMES ON LESS THAN 10 ACRES AND NO BUSINESS ON PROPERTY.  
<sup>2</sup>EXCLUDES ROOM HEATERS WITHOUT FLUE OR VENT, FIREPLACES, STOVES, AND PORTABLE HEATERS.

TABLE B-20. VALUE OF OWNER OCCUPIED HOUSING UNITS BY SELECTED NEIGHBORHOOD CHARACTERISTICS FOR HOUSING UNITS WITH BLACK HOUSEHOLD HEAD: 1976

(DATA BASED ON SAMPLE, SEE TEXT. FOR MINIMUM BASE FOR DERIVED FIGURES (PERCENT, MEDIAN, ETC.) AND MEANING OF SYMBOLS, SEE TEXT)

| STANDARD METROPOLITAN STATISTICAL AREA<br>BALTIMORE, MD.<br>IN CENTRAL CITY | TOTAL  | LESS<br>THAN<br>\$10,000 | \$10,000<br>TO<br>\$19,999 | \$20,000<br>TO<br>\$24,999 | \$25,000<br>TO<br>\$29,999 | \$30,000<br>TO<br>\$34,999 | \$35,000<br>TO<br>\$39,999 | \$40,000<br>TO<br>\$49,999 | \$50,000<br>OR<br>MORE | MEDIAN<br>(DOL-<br>LARS) |
|---|--------|--------------------------|----------------------------|----------------------------|----------------------------|----------------------------|----------------------------|----------------------------|------------------------|--------------------------|
| SPECIFIED OWNER OCCUPIED <sup>1</sup> . . . . .                             | 37 900 | 8 100                    | 13 400                     | 4 700                      | 5 200                      | 3 400                      | 1 300                      | 1 400                      | 400                    | 18100                    |
| NEIGHBORHOOD CONDITIONS AND WISH TO MOVE <sup>2</sup>                       |        |                          |                            |                            |                            |                            |                            |                            |                        |                          |
| NO STREET OR HIGHWAY NOISE . . . . .  | 24 700 | 5 300                    | 7 100                      | 3 600                      | 4 000                      | 2 300                      | 1 000                      | 1 100                      | 400                    | 19800                    |
| WITH STREET OR HIGHWAY NOISE . . . . .                                      | 13 300 | 2 700                    | 6 300                      | 1 100                      | 1 300                      | 1 200                      | 300                        | 300                        | -                      | 16200                    |
| BOTHERSOME TO RESPONDENT . . . . .  | 5 800  | 1 900                    | 2 100                      | 600                        | 500                        | 200                        | 300                        | 300                        | -                      | 14700                    |
| WOULD LIKE TO MOVE . . . . .  | 1 700  | 800                      | 800                        | -                          | -                          | -                          | -                          | 200                        | -                      | ...                      |
| WOULD NOT LIKE TO MOVE . . . . .  | 4 100  | 1 100                    | 1 300                      | 600                        | 500                        | 200                        | 200                        | 200                        | -                      | 17000                    |
| NOT REPORTED . . . . .  | -      | -                        | -                          | -                          | -                          | -                          | -                          | -                          | -                      | ...                      |
| NOT BOTHERSOME TO RESPONDENT . . . . .                                      | 7 500  | 800                      | 4 200                      | 500                        | 800                        | 1 000                      | 200                        | -                          | -                      | 16900                    |
| NOT REPORTED . . . . .  | -      | -                        | -                          | -                          | -                          | -                          | -                          | -                          | -                      | ...                      |
| NOT REPORTED . . . . .  | -      | -                        | -                          | -                          | -                          | -                          | -                          | -                          | -                      | ...                      |
| NO AIRPLANE TRAFFIC NOISE . . . . .   | 34 700 | 7 900                    | 11 600                     | 4 200                      | 4 800                      | 3 300                      | 1 300                      | 1 400                      | 200                    | 18100                    |
| WITH AIRPLANE TRAFFIC NOISE . . . . .                                       | 3 200  | 200                      | 1 800                      | 500                        | 500                        | 200                        | -                          | -                          | 200                    | ...                      |
| BOTHERSOME TO RESPONDENT . . . . .  | 500    | -                        | 300                        | -                          | 200                        | -                          | -                          | -                          | -                      | ...                      |
| WOULD LIKE TO MOVE . . . . .  | 200    | -                        | 200                        | -                          | -                          | -                          | -                          | -                          | -                      | ...                      |
| WOULD NOT LIKE TO MOVE . . . . .  | 300    | -                        | 200                        | -                          | 200                        | -                          | -                          | -                          | -                      | ...                      |
| NOT REPORTED . . . . .  | -      | -                        | -                          | -                          | -                          | -                          | -                          | -                          | -                      | ...                      |
| NOT BOTHERSOME TO RESPONDENT . . . . .                                      | 2 600  | 200                      | 1 300                      | 500                        | 300                        | 200                        | -                          | -                          | 200                    | ...                      |
| NOT REPORTED . . . . .  | 200    | -                        | 200                        | -                          | -                          | -                          | -                          | -                          | -                      | ...                      |
| NOT REPORTED . . . . .  | -      | -                        | -                          | -                          | -                          | -                          | -                          | -                          | -                      | ...                      |
| NO HEAVY TRAFFIC . . . . .  | 23 200 | 4 700                    | 6 900                      | 3 100                      | 4 000                      | 2 500                      | 800                        | 1 000                      | 400                    | 20000                    |
| WITH HEAVY TRAFFIC . . . . .  | 14 600 | 3 400                    | 6 300                      | 1 600                      | 1 300                      | 1 000                      | 500                        | 500                        | -                      | 16100                    |
| BOTHERSOME TO RESPONDENT . . . . .  | 4 500  | 1 300                    | 1 600                      | 300                        | 500                        | 300                        | 200                        | 300                        | -                      | 16100                    |
| WOULD LIKE TO MOVE . . . . .  | 1 400  | 1 000                    | 300                        | -                          | 200                        | -                          | -                          | -                          | -                      | ...                      |
| WOULD NOT LIKE TO MOVE . . . . .  | 3 100  | 300                      | 1 300                      | 300                        | 300                        | 300                        | 200                        | 300                        | -                      | ...                      |
| NOT REPORTED . . . . .  | -      | -                        | -                          | -                          | -                          | -                          | -                          | -                          | -                      | ...                      |
| NOT BOTHERSOME TO RESPONDENT . . . . .                                      | 9 900  | 2 100                    | 4 700                      | 1 100                      | 800                        | 600                        | 300                        | 200                        | -                      | 15900                    |
| NOT REPORTED . . . . .  | 200    | -                        | 200                        | -                          | -                          | -                          | -                          | -                          | -                      | ...                      |
| NOT REPORTED . . . . .  | 200    | -                        | 200                        | -                          | -                          | -                          | -                          | -                          | -                      | ...                      |
| NO STREETS IN NEED OF REPAIR . . . . .                                      | 31 400 | 7 700                    | 9 700                      | 4 000                      | 4 100                      | 3 300                      | 1 100                      | 1 400                      | -                      | 18200                    |
| WITH STREETS IN NEED OF REPAIR . . . . .                                    | 6 500  | 300                      | 3 700                      | 700                        | 1 100                      | 200                        | 200                        | -                          | 400                    | 17900                    |
| BOTHERSOME TO RESPONDENT . . . . .  | 3 600  | 300                      | 1 600                      | 500                        | 500                        | 200                        | 200                        | -                          | 400                    | ...                      |
| WOULD LIKE TO MOVE . . . . .  | 1 200  | 300                      | 500                        | 100                        | 200                        | 200                        | -                          | -                          | -                      | ...                      |
| WOULD NOT LIKE TO MOVE . . . . .  | 2 300  | -                        | 1 100                      | 300                        | 300                        | -                          | 200                        | -                          | 400                    | ...                      |
| NOT REPORTED . . . . .  | -      | -                        | -                          | -                          | -                          | -                          | -                          | -                          | -                      | ...                      |
| NOT BOTHERSOME TO RESPONDENT . . . . .                                      | 2 900  | -                        | 2 100                      | 200                        | 600                        | -                          | -                          | -                          | -                      | ...                      |
| NOT REPORTED . . . . .  | -      | -                        | -                          | -                          | -                          | -                          | -                          | -                          | -                      | ...                      |
| NOT REPORTED . . . . .  | -      | -                        | -                          | -                          | -                          | -                          | -                          | -                          | -                      | ...                      |
| NO ROADS IMPASSABLE . . . . .   | 29 600 | 6 100                    | 10 100                     | 3 500                      | 4 400                      | 3 300                      | 800                        | 1 000                      | 400                    | 18600                    |
| WITH ROADS IMPASSABLE . . . . .   | 8 300  | 2 000                    | 3 300                      | 1 100                      | 800                        | 200                        | 500                        | 500                        | -                      | 16700                    |
| BOTHERSOME TO RESPONDENT . . . . .  | 5 400  | 800                      | 2 100                      | 1 000                      | 600                        | -                          | 300                        | 500                        | -                      | 18800                    |
| WOULD LIKE TO MOVE . . . . .  | 1 300  | 500                      | 500                        | -                          | 200                        | -                          | 200                        | -                          | -                      | ...                      |
| WOULD NOT LIKE TO MOVE . . . . .  | 4 100  | 300                      | 1 600                      | 1 000                      | 500                        | -                          | 200                        | 500                        | -                      | 20400                    |
| NOT REPORTED . . . . .  | -      | -                        | -                          | -                          | -                          | -                          | -                          | -                          | -                      | ...                      |
| NOT BOTHERSOME TO RESPONDENT . . . . .                                      | 3 000  | 1 100                    | 1 200                      | 100                        | 200                        | 200                        | 200                        | -                          | -                      | ...                      |
| NOT REPORTED . . . . .  | -      | -                        | -                          | -                          | -                          | -                          | -                          | -                          | -                      | ...                      |
| NOT REPORTED . . . . .  | -      | -                        | -                          | -                          | -                          | -                          | -                          | -                          | -                      | ...                      |

<sup>1</sup>LIMITED TO 1-FAMILY HOMES ON LESS THAN 10 ACRES AND NO BUSINESS ON PROPERTY.  
<sup>2</sup>WISH TO MOVE RELATES ONLY TO RESPONDENTS' OPINION OF SPECIFIC CONDITIONS.

TABLE B-20. VALUE OF OWNER OCCUPIED HOUSING UNITS BY SELECTED NEIGHBORHOOD CHARACTERISTICS FOR HOUSING UNITS WITH BLACK HOUSEHOLD HEAD: 1976--CONTINUED

(DATA BASED ON SAMPLE, SEE TEXT. FOR MINIMUM BASE FOR DERIVED FIGURES (PERCENT, MEDIAN, ETC.) AND MEANING OF SYMBOLS, SEE TEXT)

| STANDARD METROPOLITAN STATISTICAL AREA<br>BALTIMORE, MD.<br>IN CENTRAL CITY | TOTAL  | LESS<br>THAN<br>\$10,000 | \$10,000<br>TO<br>\$19,999 | \$20,000<br>TO<br>\$24,999 | \$25,000<br>TO<br>\$29,999 | \$30,000<br>TO<br>\$34,999 | \$35,000<br>TO<br>\$39,999 | \$40,000<br>TO<br>\$49,999 | \$50,000<br>OR<br>MORE | MEDIAN<br>(DOL-<br>LARS) |
|---|--------|--------------------------|----------------------------|----------------------------|----------------------------|----------------------------|----------------------------|----------------------------|------------------------|--------------------------|
| SPECIFIED OWNER OCCUPIED <sup>1</sup> --CON.                                |        |                          |                            |                            |                            |                            |                            |                            |                        |                          |
| NEIGHBORHOOD CONDITIONS AND WISH TO MOVE <sup>2</sup> --CON.                |        |                          |                            |                            |                            |                            |                            |                            |                        |                          |
| NO OCCUPIED HOUSING IN RUNDOWN CONDITION.                                   | 31 600 | 6 700                    | 11 100                     | 4 200                      | 4 300                      | 2 800                      | 1 000                      | 1 100                      | 400                    | 18100                    |
| WITH OCCUPIED HOUSING IN RUNDOWN CONDITION.                                 | 5 800  | 1 100                    | 1 900                      | 500                        | 1 000                      | 700                        | 300                        | 300                        | -                      | 19100                    |
| BOTHERSOME TO RESPONDENT.   | 4 500  | 800                      | 1 600                      | 500                        | 800                        | 300                        | 300                        | 200                        | -                      | 19000                    |
| WOULD LIKE TO MOVE.   | 1 400  | 300                      | 300                        | 100                        | 500                        | -                          | -                          | 200                        | -                      | ...                      |
| WOULD NOT LIKE TO MOVE.   | 3 000  | 500                      | 1 300                      | 300                        | 300                        | 300                        | 300                        | -                          | -                      | ...                      |
| NOT REPORTED.   | -      | -                        | -                          | -                          | -                          | -                          | -                          | -                          | -                      | ...                      |
| NOT BOTHERSOME TO RESPONDENT.   | 1 300  | 300                      | 300                        | -                          | 200                        | 300                        | -                          | 200                        | -                      | ...                      |
| NOT REPORTED.   | -      | -                        | -                          | -                          | -                          | -                          | -                          | -                          | -                      | ...                      |
| NOT REPORTED.   | 500    | 200                      | 300                        | -                          | -                          | -                          | -                          | -                          | -                      | ...                      |
| NO COMMERCIAL OR NONRESIDENTIAL ACTIVITIES.                                 | 33 600 | 7 600                    | 11 000                     | 3 700                      | 4 900                      | 3 300                      | 1 300                      | 1 400                      | 400                    | 18400                    |
| WITH COMMERCIAL OR NONRESIDENTIAL ACTIVITIES.                               | 4 200  | 500                      | 2 400                      | 800                        | 300                        | 200                        | -                          | -                          | -                      | 16700                    |
| BOTHERSOME TO RESPONDENT.   | 800    | 200                      | 300                        | -                          | 300                        | -                          | -                          | -                          | -                      | ...                      |
| WOULD LIKE TO MOVE.   | 500    | 200                      | -                          | -                          | 300                        | -                          | -                          | -                          | -                      | ...                      |
| WOULD NOT LIKE TO MOVE.   | 300    | -                        | 300                        | -                          | -                          | -                          | -                          | -                          | -                      | ...                      |
| NOT REPORTED.   | -      | -                        | -                          | -                          | -                          | -                          | -                          | -                          | -                      | ...                      |
| NOT BOTHERSOME TO RESPONDENT.   | 3 200  | 300                      | 2 100                      | 600                        | -                          | 200                        | -                          | -                          | -                      | ...                      |
| NOT REPORTED.   | 200    | -                        | -                          | 200                        | -                          | -                          | -                          | -                          | -                      | ...                      |
| NOT REPORTED.   | 100    | -                        | -                          | 100                        | -                          | -                          | -                          | -                          | -                      | ...                      |
| NO ODORS, SMOKE, OR GAS   | 35 300 | 7 400                    | 12 100                     | 4 300                      | 5 100                      | 3 300                      | 1 300                      | 1 400                      | 400                    | 18500                    |
| WITH ODORS, SMOKE, OR GAS   | 2 600  | 700                      | 1 300                      | 300                        | 200                        | 200                        | -                          | -                          | -                      | ...                      |
| BOTHERSOME TO RESPONDENT.   | 2 100  | 700                      | 1 000                      | 200                        | 200                        | 200                        | -                          | -                          | -                      | ...                      |
| WOULD LIKE TO MOVE.   | 900    | 300                      | 300                        | -                          | 200                        | 200                        | -                          | -                          | -                      | ...                      |
| WOULD NOT LIKE TO MOVE.   | 1 100  | 300                      | 600                        | 200                        | -                          | -                          | -                          | -                          | -                      | ...                      |
| NOT REPORTED.   | -      | -                        | -                          | -                          | -                          | -                          | -                          | -                          | -                      | ...                      |
| NOT BOTHERSOME TO RESPONDENT.   | 500    | -                        | 300                        | 200                        | -                          | -                          | -                          | -                          | -                      | ...                      |
| NOT REPORTED.   | -      | -                        | -                          | -                          | -                          | -                          | -                          | -                          | -                      | ...                      |
| NOT REPORTED.   | -      | -                        | -                          | -                          | -                          | -                          | -                          | -                          | -                      | ...                      |
| ADEQUATE STREET LIGHTS.   | 34 400 | 7 300                    | 12 600                     | 4 000                      | 4 900                      | 2 500                      | 1 300                      | 1 400                      | 400                    | 17900                    |
| INADEQUATE STREET LIGHTS.   | 3 500  | 800                      | 800                        | 600                        | 300                        | 1 000                      | -                          | -                          | -                      | ...                      |
| BOTHERSOME TO RESPONDENT.   | 2 200  | 300                      | 600                        | 500                        | 200                        | 600                        | -                          | -                          | -                      | ...                      |
| WOULD LIKE TO MOVE.   | 800    | 100                      | 500                        | -                          | 200                        | -                          | -                          | -                          | -                      | ...                      |
| WOULD NOT LIKE TO MOVE.   | 1 400  | 200                      | 200                        | 500                        | -                          | 600                        | -                          | -                          | -                      | ...                      |
| NOT REPORTED.   | -      | -                        | -                          | -                          | -                          | -                          | -                          | -                          | -                      | ...                      |
| NOT BOTHERSOME TO RESPONDENT.   | 1 300  | 500                      | 200                        | 200                        | 200                        | 300                        | -                          | -                          | -                      | ...                      |
| NOT REPORTED.   | -      | -                        | -                          | -                          | -                          | -                          | -                          | -                          | -                      | ...                      |
| NOT REPORTED.   | -      | -                        | -                          | -                          | -                          | -                          | -                          | -                          | -                      | ...                      |
| NO NEIGHBORHOOD CRIME   | 28 500 | 5 800                    | 9 600                      | 3 200                      | 4 100                      | 3 100                      | 1 300                      | 1 000                      | 400                    | 14800                    |
| WITH NEIGHBORHOOD CRIME   | 9 300  | 2 300                    | 3 800                      | 1 500                      | 1 000                      | 300                        | 500                        | 500                        | -                      | 16300                    |
| BOTHERSOME TO RESPONDENT.   | 6 900  | 1 400                    | 2 800                      | 1 300                      | 800                        | 200                        | 300                        | 300                        | -                      | 17000                    |
| WOULD LIKE TO MOVE.   | 2 200  | 500                      | 900                        | 200                        | 500                        | 200                        | -                          | -                          | -                      | ...                      |
| WOULD NOT LIKE TO MOVE.   | 4 700  | 1 000                    | 1 900                      | 1 100                      | 300                        | -                          | 300                        | -                          | -                      | 17100                    |
| NOT REPORTED.   | -      | -                        | -                          | -                          | -                          | -                          | -                          | -                          | -                      | ...                      |
| NOT BOTHERSOME TO RESPONDENT.   | 2 400  | 800                      | 1 000                      | 200                        | 200                        | 200                        | -                          | 100                        | -                      | ...                      |
| NOT REPORTED.   | -      | -                        | -                          | -                          | -                          | -                          | -                          | -                          | -                      | ...                      |
| NOT REPORTED.   | 100    | -                        | -                          | -                          | 100                        | -                          | -                          | -                          | -                      | ...                      |
| NO TRASH, LITTER, OR JUNK   | 26 600 | 4 700                    | 9 200                      | 3 500                      | 4 000                      | 2 800                      | 1 000                      | 1 100                      | 400                    | 14400                    |
| WITH TRASH, LITTER, OR JUNK   | 11 100 | 3 200                    | 4 200                      | 1 100                      | 1 300                      | 700                        | 300                        | 300                        | -                      | 15600                    |
| BOTHERSOME TO RESPONDENT.   | 9 200  | 3 100                    | 2 900                      | 1 100                      | 1 100                      | 700                        | 200                        | 200                        | -                      | 15300                    |
| WOULD LIKE TO MOVE.   | 3 000  | 1 100                    | 1 100                      | 200                        | 500                        | -                          | -                          | 200                        | -                      | ...                      |
| WOULD NOT LIKE TO MOVE.   | 6 100  | 1 900                    | 1 800                      | 1 000                      | 600                        | 700                        | 200                        | -                          | -                      | 16300                    |
| NOT REPORTED.   | -      | -                        | -                          | -                          | -                          | -                          | -                          | -                          | -                      | ...                      |
| NOT BOTHERSOME TO RESPONDENT.   | 2 000  | 200                      | 1 300                      | -                          | 200                        | -                          | 200                        | 200                        | -                      | ...                      |
| NOT REPORTED.   | -      | -                        | -                          | -                          | -                          | -                          | -                          | -                          | -                      | ...                      |
| NOT REPORTED.   | 200    | 200                      | -                          | -                          | -                          | -                          | -                          | -                          | -                      | ...                      |
| NO BOARDED UP OR ABANDONED STRUCTURES                                       | 31 000 | 5 000                    | 11 200                     | 4 200                      | 4 900                      | 3 000                      | 1 300                      | 1 300                      | 200                    | 14400                    |
| WITH BOARDED UP OR ABANDONED STRUCTURES                                     | 6 900  | 3 000                    | 2 200                      | 500                        | 300                        | 500                        | -                          | 200                        | 200                    | 11800                    |
| BOTHERSOME TO RESPONDENT.   | 4 000  | 2 100                    | 1 200                      | 500                        | -                          | -                          | -                          | 200                        | -                      | 10000-                   |
| WOULD LIKE TO MOVE.   | 1 400  | 800                      | 500                        | -                          | -                          | -                          | -                          | 200                        | -                      | ...                      |
| WOULD NOT LIKE TO MOVE.   | 2 500  | 1 300                    | 800                        | 500                        | -                          | -                          | -                          | -                          | -                      | ...                      |
| NOT REPORTED.   | -      | -                        | -                          | -                          | -                          | -                          | -                          | -                          | -                      | ...                      |
| NOT BOTHERSOME TO RESPONDENT.   | 2 900  | 1 000                    | 1 000                      | -                          | 300                        | 500                        | -                          | -                          | 200                    | ...                      |
| NOT REPORTED.   | -      | -                        | -                          | -                          | -                          | -                          | -                          | -                          | -                      | ...                      |
| NOT REPORTED.   | -      | -                        | -                          | -                          | -                          | -                          | -                          | -                          | -                      | ...                      |
| NEIGHBORHOOD SERVICES   |        |                          |                            |                            |                            |                            |                            |                            |                        |                          |
| ADEQUATE NEIGHBORHOOD SERVICES.   | 25 800 | 5 400                    | 9 900                      | 2 700                      | 3 700                      | 2 500                      | 800                        | 500                        | 400                    | 17600                    |
| INADEQUATE NEIGHBORHOOD SERVICES <sup>3</sup>                               | 12 100 | 2 700                    | 3 500                      | 1 900                      | 1 600                      | 900                        | 500                        | 1 000                      | -                      | 14600                    |
| PUBLIC TRANSPORTATION   | 1 800  | 300                      | 200                        | 500                        | 300                        | 300                        | 100                        | -                          | -                      | ...                      |
| SCHOOLS   | 900    | 200                      | 600                        | 200                        | -                          | -                          | -                          | -                          | -                      | ...                      |
| SHOPPING.   | 7 100  | 1 400                    | 2 500                      | 500                        | 900                        | 800                        | 300                        | 700                        | -                      | 18400                    |
| POLICE PROTECTION   | 4 100  | 600                      | 800                        | 1 100                      | 600                        | 300                        | 300                        | 300                        | -                      | 22800                    |
| FIRE PROTECTION   | 300    | -                        | 100                        | -                          | 200                        | -                          | -                          | -                          | -                      | ...                      |
| HOSPITALS OR HEALTH CLINICS   | 3 000  | 1 100                    | 800                        | 300                        | 100                        | 300                        | -                          | 300                        | -                      | ...                      |
| DON'T KNOW.   | -      | -                        | -                          | -                          | -                          | -                          | -                          | -                          | -                      | ...                      |
| NOT REPORTED.   | -      | -                        | -                          | -                          | -                          | -                          | -                          | -                          | -                      | ...                      |
| NEIGHBORHOOD SERVICES AND WISH TO MOVE <sup>4</sup>                         |        |                          |                            |                            |                            |                            |                            |                            |                        |                          |
| WITH INADEQUATE SERVICE   | 12 100 | 2 700                    | 3 500                      | 1 900                      | 1 600                      | 900                        | 500                        | 1 000                      | -                      | 14600                    |
| HOUSEHOLD WOULD LIKE TO MOVE <sup>5</sup>                                   | 1 500  | 300                      | 600                        | -                          | 300                        | -                          | 200                        | 200                        | -                      | ...                      |
| BECAUSE OF PUBLIC TRANSPORTATION.   | 200    | 200                      | -                          | -                          | -                          | -                          | -                          | -                          | -                      | ...                      |
| BECAUSE OF SCHOOLS.   | 500    | 200                      | 300                        | -                          | -                          | -                          | -                          | -                          | -                      | ...                      |
| BECAUSE OF SHOPPING   | 800    | 100                      | 300                        | -                          | 100                        | -                          | 200                        | -                          | -                      | ...                      |
| BECAUSE OF POLICE PROTECTION.   | 900    | 200                      | 500                        | -                          | 200                        | -                          | -                          | 200                        | -                      | ...                      |
| BECAUSE OF FIRE PROTECTION.   | -      | -                        | -                          | -                          | -                          | -                          | -                          | -                          | -                      | ...                      |
| BECAUSE OF HOSPITALS OR HEALTH CLINICS.                                     | 500    | -                        | 300                        | -                          | 100                        | -                          | -                          | -                          | -                      | ...                      |
| HOUSEHOLD WOULD NOT LIKE TO MOVE.   | 10 100 | 2 200                    | 2 900                      | 1 800                      | 1 100                      | 900                        | 300                        | 800                        | -                      | 14200                    |
| NOT REPORTED.   | 500    | 200                      | -                          | 100                        | -                          | -                          | -                          | -                          | -                      | ...                      |
| WITH ADEQUATE SERVICE   | 25 800 | 5 400                    | 9 900                      | 2 700                      | 3 700                      | 2 500                      | 800                        | 500                        | 400                    | 17600                    |
| NOT REPORTED.   | -      | -                        | -                          | -                          | -                          | -                          | -                          | -                          | -                      | ...                      |

<sup>1</sup>LIMITED TO 1-FAMILY HOMES ON LESS THAN 10 ACRES AND NO BUSINESS ON PROPERTY.

<sup>2</sup>WISH TO MOVE RELATES ONLY TO RESPONDENTS' OPINION OF SPECIFIC CONDITIONS.

<sup>3</sup>FIGURES WILL NOT ADD TO TOTAL BECAUSE MORE THAN ONE INADEQUATE SERVICE WAS REPORTED FOR THE SAME UNIT.

<sup>4</sup>WISH TO MOVE RELATES ONLY TO RESPONDENTS' OPINION OF SPECIFIC SERVICES.

TABLE B-20. VALUE OF OWNER OCCUPIED HOUSING UNITS BY SELECTED NEIGHBORHOOD CHARACTERISTICS FOR HOUSING UNITS WITH BLACK HOUSEHOLD HEAD: 1976--CONTINUED

(DATA BASED ON SAMPLE, SEE TEXT. FOR MINIMUM BASE FOR DERIVED FIGURES (PERCENT, MEDIAN, ETC.) AND MEANING OF SYMBOLS, SEE TEXT)

| STANDARD METROPOLITAN STATISTICAL AREA<br>BALTIMORE, MD.<br>IN CENTRAL CITY | TOTAL  | LESS<br>THAN<br>\$10,000 | \$10,000<br>TO<br>\$19,999 | \$20,000<br>TO<br>\$24,999 | \$25,000<br>TO<br>\$29,999 | \$30,000<br>TO<br>\$34,999 | \$35,000<br>TO<br>\$39,999 | \$40,000<br>TO<br>\$49,999 | \$50,000<br>OR<br>MORE | MEDIAN<br>(DOL-<br>LARS) |
|---|--------|--------------------------|----------------------------|----------------------------|----------------------------|----------------------------|----------------------------|----------------------------|------------------------|--------------------------|
| SPECIFIED OWNER OCCUPIED <sup>1</sup> --CONTINUED                           |        |                          |                            |                            |                            |                            |                            |                            |                        |                          |
| OVERALL OPINION OF NEIGHBORHOOD   |        |                          |                            |                            |                            |                            |                            |                            |                        |                          |
| EXCELLENT . . . . .   | 7 500  | 700                      | 2 100                      | 800                        | 1 700                      | 1 000                      | 600                        | 500                        | -                      | 25300                    |
| GOOD . . . . .  | 17 400 | 3 200                    | 6 100                      | 2 600                      | 2 200                      | 1 700                      | 700                        | 600                        | 400                    | 19000                    |
| FAIR . . . . .  | 11 300 | 3 600                    | 4 400                      | 1 300                      | 1 100                      | 800                        | -                          | 200                        | -                      | 14700                    |
| POOR . . . . .  | 1 700  | 600                      | 800                        | -                          | 200                        | -                          | -                          | 200                        | -                      | ...                      |
| NOT REPORTED . . . . .  | -      | -                        | -                          | -                          | -                          | -                          | -                          | -                          | -                      | ...                      |
| HOUSEHOLD WOULD LIKE TO MOVE.   |        |                          |                            |                            |                            |                            |                            |                            |                        |                          |
| EXCELLENT . . . . .   | 200    | 200                      | -                          | -                          | -                          | -                          | -                          | -                          | -                      | ...                      |
| GOOD . . . . .  | 1 600  | 100                      | 500                        | 300                        | 300                        | 200                        | 200                        | -                          | -                      | ...                      |
| FAIR . . . . .  | 2 600  | 700                      | 1 100                      | 200                        | 600                        | -                          | -                          | -                          | -                      | ...                      |
| POOR . . . . .  | 1 400  | 600                      | 500                        | -                          | 200                        | -                          | -                          | 200                        | -                      | ...                      |
| NOT REPORTED . . . . .  | -      | -                        | -                          | -                          | -                          | -                          | -                          | -                          | -                      | ...                      |
| HOUSEHOLD WOULD NOT LIKE TO MOVE.   |        |                          |                            |                            |                            |                            |                            |                            |                        |                          |
| EXCELLENT . . . . .   | 32 200 | 6 500                    | 11 300                     | 4 200                      | 4 100                      | 3 300                      | 1 100                      | 1 300                      | 400                    | 18500                    |
| GOOD . . . . .  | 7 300  | 500                      | 2 100                      | 800                        | 1 700                      | 1 000                      | 600                        | 500                        | -                      | 25500                    |
| FAIR . . . . .  | 15 800 | 3 100                    | 5 600                      | 2 300                      | 1 900                      | 1 500                      | 500                        | 600                        | 400                    | 18700                    |
| POOR . . . . .  | 8 700  | 2 900                    | 3 300                      | 1 100                      | 500                        | 800                        | -                          | 200                        | -                      | 14400                    |
| NOT REPORTED . . . . .  | 300    | -                        | 300                        | -                          | -                          | -                          | -                          | -                          | -                      | ...                      |
| NOT REPORTED . . . . .  | -      | -                        | -                          | -                          | -                          | -                          | -                          | -                          | -                      | ...                      |

<sup>1</sup>LIMITED TO 1-FAMILY HOMES ON LESS THAN 10 ACRES AND NO BUSINESS ON PROPERTY.

TABLE B-21. GROSS RENT OF RENTER OCCUPIED HOUSING UNITS BY OCCUPANCY AND UTILIZATION CHARACTERISTICS AND SERVICES AVAILABLE FOR HOUSING UNITS WITH BLACK HOUSEHOLD HEAD: 1976

(DATA BASED ON SAMPLE, SEE TEXT. FOR MINIMUM BASE FOR DERIVED FIGURES (PERCENT, MEDIAN, ETC.) AND MEANING OF SYMBOLS, SEE TEXT)

| STANDARD METROPOLITAN STATISTICAL AREA<br>BALTIMORE, MD.<br>IN CENTRAL CITY | TOTAL  | LESS<br>THAN<br>\$70 | \$70<br>TO<br>\$99 | \$100<br>TO<br>\$149 | \$150<br>TO<br>\$199 | \$200<br>TO<br>\$249 | \$250<br>OR<br>MORE | NO<br>CASH<br>RENT | MEDIAN<br>(DOL-<br>LARS) |
|---|--------|----------------------|--------------------|----------------------|----------------------|----------------------|---------------------|--------------------|--------------------------|
| SPECIFIED RENTER OCCUPIED <sup>1</sup>                                      |        |                      |                    |                      |                      |                      |                     |                    |                          |
| DURATION OF OCCUPANCY   |        |                      |                    |                      |                      |                      |                     |                    |                          |
| HOUSEHOLD HEAD LIVED HERE:  |        |                      |                    |                      |                      |                      |                     |                    |                          |
| LESS THAN 3 MONTHS . . . . .  | 5 000  | -                    | 200                | 1 400                | 2 100                | 1 000                | 300                 | -                  | 171                      |
| 3 MONTHS OR LONGER . . . . .  | 77 200 | 6 800                | 4 700              | 22 500               | 24 800               | 14 400               | 3 200               | 800                | 158                      |
| LIVED HERE LAST WINTER . . . . .  | 69 900 | 6 500                | 4 300              | 20 500               | 21 700               | 13 100               | 3 000               | 600                | 157                      |
| CONDITION OF KITCHEN FACILITIES   |        |                      |                    |                      |                      |                      |                     |                    |                          |
| WITH COMPLETE KITCHEN FACILITIES  |        |                      |                    |                      |                      |                      |                     |                    |                          |
| ALL USABLE . . . . .  | 81 300 | 6 700                | 4 600              | 23 600               | 26 800               | 15 300               | 3 500               | 800                | 160                      |
| 1 OR MORE NOT USABLE . . . . .  | 79 000 | 6 300                | 4 000              | 23 300               | 26 000               | 15 200               | 3 500               | 800                | 160                      |
| NOT REPORTED . . . . .  | 2 100  | 200                  | 600                | 300                  | 800                  | 200                  | -                   | -                  | ...                      |
| LACKING COMPLETE KITCHEN FACILITIES . . . . .                               | 200    | 200                  | -                  | -                    | -                    | -                    | -                   | -                  | ...                      |
| NOT REPORTED . . . . .  | 1 000  | 200                  | 300                | 300                  | 200                  | -                    | -                   | -                  | ...                      |
| BEDROOMS  |        |                      |                    |                      |                      |                      |                     |                    |                          |
| NONE AND 1  |        |                      |                    |                      |                      |                      |                     |                    |                          |
| 2 OR MORE . . . . .   | 21 300 | 2 500                | 1 600              | 10 600               | 6 300                | 300                  | -                   | -                  | 130                      |
| NONE LACKING PRIVACY . . . . .  | 60 900 | 4 300                | 3 300              | 13 300               | 20 700               | 15 000               | 3 500               | 800                | 172                      |
| 1 OR MORE LACKING PRIVACY . . . . .   | 47 700 | 4 100                | 2 400              | 7 500                | 17 000               | 12 700               | 3 000               | 800                | 177                      |
| PRIVACY NOT REPORTED . . . . .  | 13 100 | 200                  | 900                | 5 700                | 3 500                | 2 300                | 500                 | -                  | 147                      |
| NOT REPORTED . . . . .  | 200    | -                    | -                  | -                    | 200                  | -                    | -                   | -                  | ...                      |
| 3-OR-MORE-PERSON HOUSEHOLDS.  |        |                      |                    |                      |                      |                      |                     |                    |                          |
| NO BEDROOMS USED BY 3 PERSONS OR MORE . . . . .                             | 41 500 | 2 700                | 1 800              | 8 200                | 14 900               | 10 900               | 3 000               | -                  | 176                      |
| BEDROOMS USED BY 3 PERSONS OR MORE . . . . .                                | 31 700 | 2 000                | 1 500              | 5 000                | 12 500               | 8 500                | 2 200               | -                  | 179                      |
| 1 . . . . .   | 8 800  | 600                  | 300                | 3 100                | 2 100                | 2 100                | 700                 | -                  | 160                      |
| 2 OR MORE . . . . .   | 7 100  | 600                  | 200                | 2 600                | 1 900                | 1 600                | 200                 | -                  | 154                      |
| BEDROOMS USED BY PERSONS 13 YEARS OF AGE OR OLDER . . . . .                 | 1 800  | -                    | 200                | 500                  | 200                  | 500                  | 500                 | -                  | ...                      |
| NO BEDROOMS USED BY PERSONS 13 YEARS OF AGE OR OLDER . . . . .              | 6 100  | 500                  | 300                | 1 600                | 1 400                | 1 800                | 500                 | -                  | 173                      |
| NOT REPORTED . . . . .  | 1 900  | 200                  | -                  | 800                  | 500                  | 300                  | 200                 | -                  | ...                      |
| NO BEDROOMS . . . . .   | 800    | -                    | -                  | 700                  | 200                  | -                    | -                   | -                  | ...                      |
| NOT REPORTED . . . . .  | -      | -                    | -                  | -                    | -                    | -                    | -                   | -                  | ...                      |
| 1- AND 2-PERSON HOUSEHOLDS . . . . .  | 1 000  | -                    | -                  | 200                  | 300                  | 300                  | 200                 | -                  | ...                      |
| GARBAGE COLLECTION SERVICE  |        |                      |                    |                      |                      |                      |                     |                    |                          |
| WITH SERVICE  |        |                      |                    |                      |                      |                      |                     |                    |                          |
| LESS THAN ONCE A WEEK . . . . .   | 79 900 | 5 800                | 4 900              | 23 600               | 26 600               | 14 700               | 3 500               | 800                | 160                      |
| ONCE A WEEK . . . . .   | 800    | 300                  | -                  | 300                  | 200                  | -                    | -                   | -                  | ...                      |
| TWICE A WEEK OR MORE . . . . .  | 1 100  | -                    | 200                | 200                  | 600                  | 200                  | -                   | -                  | ...                      |
| DON'T KNOW . . . . .  | 69 600 | 4 400                | 4 400              | 22 300               | 22 200               | 12 100               | 3 400               | 800                | 157                      |
| NOT REPORTED . . . . .  | 8 200  | 1 100                | 300                | 800                  | 3 400                | 2 400                | 200                 | -                  | 177                      |
| NO SERVICE . . . . .  | 200    | -                    | -                  | -                    | 200                  | -                    | -                   | -                  | ...                      |
| METHOD OF DISPOSAL:   | 2 300  | 1 000                | -                  | 400                  | 300                  | 600                  | -                   | -                  | ...                      |
| INCINERATOR, TRASH CHUTE, OR COMPACTOR . . . . .                            | 1 800  | 1 000                | -                  | 400                  | 200                  | 300                  | -                   | -                  | ...                      |
| GARBAGE DISPOSAL . . . . .  | -      | -                    | -                  | -                    | -                    | -                    | -                   | -                  | ...                      |
| OTHER MEANS . . . . .   | 500    | -                    | -                  | -                    | 200                  | 300                  | -                   | -                  | ...                      |
| NOT REPORTED . . . . .  | -      | -                    | -                  | -                    | -                    | -                    | -                   | -                  | ...                      |
| DON'T KNOW . . . . .  | -      | -                    | -                  | -                    | -                    | -                    | -                   | -                  | ...                      |
| NOT REPORTED . . . . .  | -      | -                    | -                  | -                    | -                    | -                    | -                   | -                  | ...                      |
| EXTERMINATOR SERVICE  |        |                      |                    |                      |                      |                      |                     |                    |                          |
| OCCUPIED 3 MONTHS OR LONGER.  |        |                      |                    |                      |                      |                      |                     |                    |                          |
| NO SIGNS OF MICE OR RATS . . . . .  | 77 200 | 6 800                | 4 700              | 22 500               | 24 800               | 14 400               | 3 200               | 800                | 158                      |
| WITH SIGNS OF MICE OR RATS . . . . .  | 47 300 | 4 900                | 2 700              | 11 800               | 15 000               | 10 000               | 2 000               | 800                | 163                      |
| REGULAR EXTERMINATION SERVICE . . . . .                                     | 29 600 | 1 900                | 2 100              | 10 700               | 9 400                | 4 300                | 1 100               | -                  | 151                      |
| IRREGULAR EXTERMINATION SERVICE . . . . .                                   | 2 200  | 300                  | -                  | 800                  | 800                  | 300                  | -                   | -                  | ...                      |
| NO EXTERMINATION SERVICE . . . . .  | 6 800  | 300                  | 200                | 2 400                | 2 700                | 1 000                | 200                 | -                  | 158                      |
| NOT REPORTED . . . . .  | 20 300 | 1 300                | 1 900              | 7 300                | 5 800                | 3 000                | 1 000               | -                  | 147                      |
| OCCUPIED LESS THAN 3 MONTHS . . . . .                                       | 300    | -                    | -                  | 200                  | 200                  | -                    | -                   | -                  | ...                      |
| NOT REPORTED . . . . .  | 300    | -                    | -                  | -                    | 300                  | -                    | -                   | -                  | ...                      |
| NOT REPORTED . . . . .  | 5 000  | -                    | 200                | 1 400                | 2 100                | 1 000                | 300                 | -                  | 171                      |

<sup>1</sup>EXCLUDES 1-FAMILY HOMES ON 10 ACRES OR MORE.



TABLE B-22. GROSS RENT OF RENTER OCCUPIED HOUSING UNITS BY DEFICIENCIES IN SELECTED STRUCTURAL CHARACTERISTICS FOR HOUSING UNITS WITH BLACK HOUSEHOLD HEAD: 1976

(DATA BASED ON SAMPLE, SEE TEXT. FOR MINIMUM BASE FOR DERIVED FIGURES (PERCENT, MEDIAN, ETC.) AND MEANING OF SYMBOLS, SEE TEXT)

| STANDARD METROPOLITAN STATISTICAL AREA<br>BALTIMORE, MD.<br>IN CENTRAL CITY | TOTAL  | LESS<br>THAN<br>\$70 | \$70<br>TO<br>\$99 | \$100<br>TO<br>\$149 | \$150<br>TO<br>\$199 | \$200<br>TO<br>\$249 | \$250<br>OR<br>MORE | NO<br>CASH<br>RENT | MEDIAN<br>(DOLLARS) |
|---|--------|----------------------|--------------------|----------------------|----------------------|----------------------|---------------------|--------------------|---------------------|
| SPECIFIED RENTER OCCUPIED <sup>1</sup>                                      | 82 200 | 6 800                | 4 900              | 23 900               | 26 900               | 15 300               | 3 500               | 800                | 159                 |
| 2 OR MORE UNITS IN STRUCTURE  | 43 600 | 2 400                | 3 100              | 17 800               | 14 300               | 5 000                | 500                 | 500                | 144                 |
| COMMON STAIRWAYS  |        |                      |                    |                      |                      |                      |                     |                    |                     |
| WITH COMMON STAIRWAYS   | 36 800 | 1 800                | 2 700              | 14 500               | 12 400               | 4 800                | 200                 | 500                | 146                 |
| NO LOOSE STEPS  | 31 900 | 1 000                | 2 200              | 12 800               | 11 000               | 4 500                | -                   | 500                | 148                 |
| RAILINGS NOT LOOSE  | 28 100 | 800                  | 1 900              | 11 700               | 9 200                | 4 000                | -                   | 500                | 147                 |
| NO RAILINGS   | 1 800  | -                    | -                  | 600                  | 800                  | 300                  | -                   | -                  | ...                 |
| RAILINGS LOOSE  | 1 400  | 200                  | 200                | 300                  | 800                  | -                    | -                   | -                  | ...                 |
| RAILINGS NOT REPORTED   | 600    | -                    | 200                | 200                  | 200                  | 200                  | -                   | -                  | ...                 |
| LOOSE STEPS   | 3 100  | 500                  | 500                | 1 000                | 1 000                | -                    | 200                 | -                  | ...                 |
| RAILINGS NOT LOOSE  | 1 600  | 300                  | -                  | 500                  | 800                  | -                    | -                   | -                  | ...                 |
| RAILINGS LOOSE  | 1 000  | 200                  | 300                | 200                  | 200                  | -                    | 200                 | -                  | ...                 |
| NO RAILINGS   | 500    | -                    | 200                | 300                  | -                    | -                    | -                   | -                  | ...                 |
| RAILINGS NOT REPORTED   | -      | -                    | -                  | -                    | -                    | -                    | -                   | -                  | ...                 |
| STEPS NOT REPORTED  | 1 800  | 300                  | -                  | 700                  | 500                  | 300                  | -                   | -                  | ...                 |
| NO COMMON STAIRWAYS   | 6 900  | 600                  | 500                | 3 300                | 1 900                | 200                  | 300                 | -                  | 134                 |
| LIGHT FIXTURES IN PUBLIC HALLS  |        |                      |                    |                      |                      |                      |                     |                    |                     |
| WITH PUBLIC HALLS   | 35 800 | 1 900                | 3 000              | 14 400               | 11 400               | 4 600                | -                   | 300                | 143                 |
| WITH LIGHT FIXTURES   | 34 800 | 1 900                | 2 800              | 13 800               | 11 300               | 4 600                | -                   | 300                | 144                 |
| ALL WORKING   | 30 800 | 1 400                | 2 500              | 12 500               | 9 800                | 4 200                | -                   | 300                | 144                 |
| SOME WORKING  | 3 100  | 500                  | 300                | 800                  | 1 000                | 500                  | -                   | -                  | ...                 |
| NONE WORKING  | 800    | -                    | -                  | 300                  | 500                  | -                    | -                   | -                  | ...                 |
| NOT REPORTED  | 200    | -                    | -                  | 200                  | -                    | -                    | -                   | -                  | ...                 |
| NO LIGHT FIXTURES   | 1 000  | -                    | 200                | 600                  | 200                  | -                    | -                   | -                  | ...                 |
| NO PUBLIC HALLS   | 6 400  | 200                  | 200                | 2 900                | 2 400                | 200                  | 500                 | 200                | 148                 |
| NOT REPORTED  | 1 400  | 300                  | -                  | 500                  | 500                  | 200                  | -                   | -                  | ...                 |
| STORIES BETWEEN MAIN AND APARTMENT ENTRANCES                                |        |                      |                    |                      |                      |                      |                     |                    |                     |
| NONE (ON SAME FLOOR)  | 12 400 | 500                  | 600                | 6 100                | 3 800                | 900                  | 300                 | 200                | 141                 |
| 1 (UP OR DOWN)  | 18 900 | 300                  | 1 400              | 6 600                | 7 600                | 2 600                | 200                 | 300                | 156                 |
| 2 OR MORE (UP OR DOWN)  | 11 200 | 1 600                | 800                | 4 400                | 2 900                | 1 500                | -                   | -                  | 136                 |
| NOT REPORTED  | 1 100  | -                    | 300                | 800                  | -                    | -                    | -                   | -                  | ...                 |
| 1-UNIT STRUCTURES INCLUDING MOBILE HOMES<br>OR TRAILERS                     | 38 600 | 4 400                | 1 800              | 6 100                | 12 600               | 10 400               | 3 000               | 300                | 177                 |
| SPECIFIED RENTER OCCUPIED <sup>1</sup>                                      | 82 200 | 6 800                | 4 900              | 23 900               | 26 900               | 15 300               | 3 500               | 800                | 159                 |
| ELECTRIC WIRING   |        |                      |                    |                      |                      |                      |                     |                    |                     |
| ALL WIRING CONCEALED IN WALLS OR METAL COVERING                             | 78 200 | 6 700                | 4 900              | 22 700               | 25 100               | 14 700               | 3 400               | 800                | 159                 |
| SOME OR ALL WIRING EXPOSED  | 4 000  | 200                  | -                  | 1 300                | 1 800                | 700                  | 200                 | -                  | 166                 |
| NOT REPORTED  | -      | -                    | -                  | -                    | -                    | -                    | -                   | -                  | -                   |
| ELECTRIC WALL OUTLETS   |        |                      |                    |                      |                      |                      |                     |                    |                     |
| WITH WORKING OUTLETS IN EACH ROOM   | 74 400 | 6 500                | 4 300              | 21 100               | 24 800               | 13 900               | 3 000               | 800                | 160                 |
| LACKING WORKING OUTLETS IN SOME OR ALL ROOMS                                | 7 800  | 300                  | 600                | 2 900                | 2 100                | 1 400                | 500                 | -                  | 152                 |
| NOT REPORTED  | -      | -                    | -                  | -                    | -                    | -                    | -                   | -                  | -                   |
| BASEMENT  |        |                      |                    |                      |                      |                      |                     |                    |                     |
| WITH BASEMENT   | 67 100 | 2 900                | 3 900              | 21 100               | 21 900               | 13 100               | 3 400               | 800                | 162                 |
| NO WATER LEAKAGE  | 37 200 | 1 100                | 1 700              | 10 100               | 13 000               | 8 400                | 2 300               | 600                | 170                 |
| WITH WATER LEAKAGE  | 10 200 | 200                  | 500                | 2 600                | 4 000                | 1 800                | 1 100               | -                  | 173                 |
| DON'T KNOW  | 19 400 | 1 600                | 1 700              | 8 200                | 4 900                | 2 900                | -                   | 200                | 138                 |
| NOT REPORTED  | 300    | -                    | 300                | -                    | -                    | -                    | -                   | -                  | ...                 |
| NO BASEMENT   | 15 100 | 4 000                | 1 000              | 2 800                | 5 000                | 2 200                | 200                 | -                  | 146                 |
| ROOF  |        |                      |                    |                      |                      |                      |                     |                    |                     |
| NO WATER LEAKAGE  | 58 900 | 5 900                | 3 700              | 16 800               | 17 400               | 11 500               | 2 900               | 800                | 158                 |
| WITH WATER LEAKAGE  | 16 200 | 300                  | 1 000              | 4 500                | 6 800                | 3 100                | 600                 | -                  | 167                 |
| DON'T KNOW  | 7 100  | 600                  | 300                | 2 700                | 2 700                | 800                  | -                   | -                  | 148                 |
| NOT REPORTED  | -      | -                    | -                  | -                    | -                    | -                    | -                   | -                  | -                   |
| INTERIOR CEILINGS AND WALLS   |        |                      |                    |                      |                      |                      |                     |                    |                     |
| OPEN CRACKS OR HOLES:   |        |                      |                    |                      |                      |                      |                     |                    |                     |
| NO OPEN CRACKS OR HOLES   | 55 800 | 4 900                | 2 600              | 14 300               | 19 500               | 11 800               | 2 100               | 600                | 165                 |
| WITH OPEN CRACKS OR HOLES   | 26 200 | 1 700                | 2 400              | 9 600                | 7 400                | 3 500                | 1 400               | 200                | 146                 |
| NOT REPORTED  | 200    | 200                  | -                  | -                    | -                    | -                    | -                   | -                  | ...                 |
| BROKEN PLASTER:   |        |                      |                    |                      |                      |                      |                     |                    |                     |
| NO BROKEN PLASTER   | 67 700 | 6 500                | 3 400              | 19 000               | 22 600               | 12 800               | 2 700               | 800                | 140                 |
| WITH BROKEN PLASTER   | 14 500 | 300                  | 1 600              | 4 900                | 4 300                | 2 600                | 800                 | -                  | 155                 |
| NOT REPORTED  | -      | -                    | -                  | -                    | -                    | -                    | -                   | -                  | -                   |
| PEELING PAINT:  |        |                      |                    |                      |                      |                      |                     |                    |                     |
| NO PEELING PAINT  | 69 900 | 5 500                | 4 100              | 19 400               | 23 200               | 13 700               | 3 000               | 800                | 161                 |
| WITH PEELING PAINT  | 12 300 | 1 300                | 800                | 4 500                | 3 700                | 1 600                | 500                 | -                  | 145                 |
| NOT REPORTED  | -      | -                    | -                  | -                    | -                    | -                    | -                   | -                  | -                   |
| INTERIOR FLOORS   |        |                      |                    |                      |                      |                      |                     |                    |                     |
| NO HOLES IN FLOOR   | 71 300 | 6 500                | 3 300              | 19 100               | 24 300               | 13 800               | 3 400               | 800                | 163                 |
| WITH HOLES IN FLOOR   | 10 500 | 200                  | 1 400              | 4 700                | 2 600                | 1 500                | 200                 | -                  | 138                 |
| NOT REPORTED  | 500    | 200                  | 200                | 200                  | -                    | -                    | -                   | -                  | ...                 |

<sup>1</sup>EXCLUDES 1-FAMILY HOMES ON 10 ACRES OR MORE.

TABLE B-22. GROSS RENT OF RENTER OCCUPIED HOUSING UNITS BY DEFICIENCIES IN SELECTED STRUCTURAL CHARACTERISTICS FOR HOUSING UNITS WITH BLACK HOUSEHOLD HEAD: 1976--CONTINUED

(DATA BASED ON SAMPLE, SEE TEXT. FOR MINIMUM BASE FOR DERIVED FIGURES (PERCENT, MEDIAN, ETC.) AND MEANING OF SYMBOLS, SEE TEXT)

| STANDARD METROPOLITAN STATISTICAL AREA<br>BALTIMORE, MD.<br>IN CENTRAL CITY | TOTAL  | LESS<br>THAN<br>\$70 | \$70<br>TO<br>\$99 | \$100<br>TO<br>\$149 | \$150<br>TO<br>\$199 | \$200<br>TO<br>\$249 | \$250<br>OR<br>MORE | NO<br>CASH<br>RENT | MEDIAN<br>(DOLLARS) |
|---|--------|----------------------|--------------------|----------------------|----------------------|----------------------|---------------------|--------------------|---------------------|
| SPECIFIED RENTER OCCUPIED <sup>1</sup> --CONTINUED                          |        |                      |                    |                      |                      |                      |                     |                    |                     |
| SELECTED STRUCTURAL DEFICIENCIES AND WISH TO MOVE                           |        |                      |                    |                      |                      |                      |                     |                    |                     |
| WITH STRUCTURAL DEFICIENCIES . . . . .                                      | 42 900 | 2 500                | 2 700              | 14 200               | 13 900               | 6 700                | 2 700               | 200                | 157                 |
| HOUSEHOLD WOULD LIKE TO MOVE . . . . .                                      | 16 900 | 600                  | 1 000              | 6 900                | 5 100                | 2 600                | 700                 | -                  | 149                 |
| BECAUSE OF 1 CONDITION . . . . .  | 3 100  | 200                  | 200                | 1 800                | 600                  | 300                  | -                   | -                  | 167                 |
| BECAUSE OF 2 CONDITIONS . . . . .   | 4 400  | 300                  | 300                | 1 000                | 1 600                | 800                  | 300                 | -                  | 148                 |
| BECAUSE OF 3 OR MORE CONDITIONS . . . . .                                   | 9 500  | 200                  | 500                | 4 200                | 2 900                | 1 500                | 300                 | -                  | 161                 |
| HOUSEHOLD WOULD NOT LIKE TO MOVE . . . . .                                  | 24 700 | 1 700                | 1 700              | 6 900                | 8 500                | 3 800                | 1 900               | 200                | 161                 |
| NOT REPORTED . . . . .  | 1 300  | 200                  | -                  | 300                  | 300                  | 300                  | 200                 | -                  | 162                 |
| NO STRUCTURAL DEFICIENCIES . . . . .  | 39 300 | 4 300                | 2 200              | 9 800                | 13 000               | 8 600                | 800                 | 600                | 162                 |
| NOT REPORTED . . . . .  | -      | -                    | -                  | -                    | -                    | -                    | -                   | -                  | -                   |
| OVERALL OPINION OF STRUCTURE  |        |                      |                    |                      |                      |                      |                     |                    |                     |
| EXCELLENT . . . . .   | 6 900  | 500                  | 300                | 1 300                | 3 400                | 1 300                | 200                 | -                  | 170                 |
| GOOD . . . . .  | 29 000 | 2 100                | 1 400              | 7 500                | 8 900                | 7 500                | 1 300               | 300                | 168                 |
| FAIR . . . . .  | 37 000 | 3 300                | 2 500              | 11 400               | 12 300               | 5 600                | 1 700               | 200                | 155                 |
| POOR . . . . .  | 9 200  | 1 000                | 600                | 3 500                | 2 400                | 900                  | 300                 | 300                | 139                 |
| NOT REPORTED . . . . .  | 200    | -                    | -                  | 200                  | -                    | -                    | -                   | -                  | ---                 |

<sup>1</sup>EXCLUDES 1-FAMILY HOMES ON 10 ACRES OR MORE.

TABLE B-23. GROSS RENT OF RENTER OCCUPIED HOUSING UNITS BY FAILURES IN PLUMBING FACILITIES AND EQUIPMENT FOR HOUSING UNITS WITH BLACK HOUSEHOLD HEAD: 1976

(DATA BASED ON SAMPLE, SEE TEXT. FOR MINIMUM BASE FOR DERIVED FIGURES (PERCENT, MEDIAN, ETC.) AND MEANING OF SYMBOLS, SEE TEXT)

| STANDARD METROPOLITAN STATISTICAL AREA<br>BALTIMORE, MD.<br>IN CENTRAL CITY | TOTAL  | LESS<br>THAN<br>\$70 | \$70<br>TO<br>\$99 | \$100<br>TO<br>\$149 | \$150<br>TO<br>\$199 | \$200<br>TO<br>\$249 | \$250<br>OR<br>MORE | NO<br>CASH<br>RENT | MEDIAN<br>(DOL-<br>LARS) |
|---|--------|----------------------|--------------------|----------------------|----------------------|----------------------|---------------------|--------------------|--------------------------|
| SPECIFIED RENTER OCCUPIED <sup>1</sup>                                      | 82 200 | 6 800                | 4 900              | 23 900               | 26 900               | 15 300               | 3 500               | 800                | 159                      |
| UNITS OCCUPIED 3 MONTHS OR LONGER   | 77 200 | 6 800                | 4 700              | 22 500               | 24 800               | 14 400               | 3 200               | 800                | 158                      |
| WATER SUPPLY  |        |                      |                    |                      |                      |                      |                     |                    |                          |
| WITH PIPED WATER INSIDE STRUCTURE   | 77 200 | 6 800                | 4 700              | 22 500               | 24 800               | 14 400               | 3 200               | 800                | 158                      |
| NO BREAKDOWNS   | 72 800 | 6 000                | 4 600              | 21 400               | 23 500               | 13 300               | 3 200               | 800                | 158                      |
| WITH BREAKDOWNS   | 3 800  | 800                  | 200                | 1 000                | 1 100                | 800                  | -                   | -                  | ...                      |
| UNUSABLE 6 CONSECUTIVE HOURS OR LONGER:                                     |        |                      |                    |                      |                      |                      |                     |                    |                          |
| 1 TIME  | 2 700  | 300                  | 200                | 800                  | 800                  | 600                  | -                   | -                  | ...                      |
| 2 TIMES   | 800    | 200                  | -                  | 200                  | 300                  | 200                  | -                   | -                  | ...                      |
| 3 TIMES OR MORE   | 300    | 300                  | -                  | -                    | -                    | -                    | -                   | -                  | ...                      |
| NOT REPORTED  | -      | -                    | -                  | -                    | -                    | -                    | -                   | -                  | ...                      |
| DON'T KNOW  | 300    | -                    | -                  | 200                  | -                    | 200                  | -                   | -                  | ...                      |
| NOT REPORTED  | 300    | -                    | -                  | -                    | 200                  | 200                  | -                   | -                  | ...                      |
| REASON FOR BREAKDOWN:   |        |                      |                    |                      |                      |                      |                     |                    |                          |
| PROBLEMS INSIDE BUILDING  | 2 400  | 500                  | 200                | 500                  | 800                  | 500                  | -                   | -                  | ...                      |
| PROBLEMS OUTSIDE BUILDING   | 1 200  | 300                  | -                  | 300                  | 300                  | 300                  | -                   | -                  | ...                      |
| NOT REPORTED  | 200    | -                    | -                  | 200                  | -                    | -                    | -                   | -                  | ...                      |
| NO PIPED WATER INSIDE STRUCTURE   | -      | -                    | -                  | -                    | -                    | -                    | -                   | -                  | ...                      |
| SEWAGE DISPOSAL   |        |                      |                    |                      |                      |                      |                     |                    |                          |
| WITH PUBLIC SEWER, SEPTIC TANK, OR CESSPOOL                                 | 77 200 | 6 800                | 4 700              | 22 500               | 24 800               | 14 400               | 3 200               | 800                | 158                      |
| NO BREAKDOWNS   | 75 000 | 6 300                | 4 700              | 22 200               | 23 500               | 14 200               | 3 200               | 800                | 158                      |
| WITH BREAKDOWNS   | 1 800  | 200                  | -                  | 300                  | 1 100                | 200                  | -                   | -                  | ...                      |
| UNUSABLE 6 CONSECUTIVE HOURS OR LONGER:                                     |        |                      |                    |                      |                      |                      |                     |                    |                          |
| 1 TIME  | 1 500  | -                    | -                  | 200                  | 1 100                | 200                  | -                   | -                  | ...                      |
| 2 TIMES   | -      | -                    | -                  | -                    | -                    | -                    | -                   | -                  | ...                      |
| 3 TIMES OR MORE   | 300    | 200                  | -                  | 200                  | -                    | -                    | -                   | -                  | ...                      |
| NOT REPORTED  | -      | -                    | -                  | -                    | -                    | -                    | -                   | -                  | ...                      |
| DON'T KNOW  | -      | -                    | -                  | -                    | -                    | -                    | -                   | -                  | ...                      |
| NOT REPORTED  | 500    | 300                  | -                  | -                    | 200                  | -                    | -                   | -                  | ...                      |
| WITH CHEMICAL TOILET, PRIVY, OR OTHER MEANS                                 | -      | -                    | -                  | -                    | -                    | -                    | -                   | -                  | ...                      |
| FLUSH TOILET  |        |                      |                    |                      |                      |                      |                     |                    |                          |
| WITH ALL PLUMBING FACILITIES  | 76 900 | 6 700                | 4 600              | 22 500               | 24 800               | 14 400               | 3 200               | 800                | 159                      |
| WITH ONLY 1 FLUSH TOILET  | 66 000 | 6 700                | 4 400              | 21 600               | 21 200               | 10 100               | 1 400               | 600                | 150                      |
| NO BREAKDOWNS IN FLUSH TOILET   | 61 500 | 6 500                | 4 400              | 19 800               | 19 100               | 9 900                | 1 100               | 600                | 148                      |
| WITH BREAKDOWNS IN FLUSH TOILET   | 4 500  | 200                  | -                  | 1 800                | 2 100                | 200                  | 300                 | -                  | 158                      |
| UNUSABLE 6 CONSECUTIVE HOURS OR LONGER:                                     |        |                      |                    |                      |                      |                      |                     |                    |                          |
| 1 TIME  | 3 100  | 200                  | -                  | 800                  | 1 800                | 200                  | 200                 | -                  | ...                      |
| 2 TIMES   | 600    | -                    | -                  | 500                  | -                    | -                    | 200                 | -                  | ...                      |
| 3 TIMES OR MORE   | 500    | -                    | -                  | 300                  | 200                  | -                    | -                   | -                  | ...                      |
| 4 TIMES OR MORE   | 300    | -                    | -                  | 200                  | 200                  | -                    | -                   | -                  | ...                      |
| NOT REPORTED  | -      | -                    | -                  | -                    | -                    | -                    | -                   | -                  | ...                      |
| NOT REPORTED  | -      | -                    | -                  | -                    | -                    | -                    | -                   | -                  | ...                      |
| REASON FOR BREAKDOWN:   |        |                      |                    |                      |                      |                      |                     |                    |                          |
| PROBLEMS INSIDE BUILDING  | 3 200  | 200                  | -                  | 1 300                | 1 400                | -                    | 300                 | -                  | ...                      |
| PROBLEMS OUTSIDE BUILDING   | 900    | -                    | -                  | 300                  | 500                  | 200                  | -                   | -                  | ...                      |
| NOT REPORTED  | 300    | -                    | -                  | 200                  | 200                  | -                    | -                   | -                  | ...                      |
| LACKING SOME OR ALL PLUMBING FACILITIES                                     | 300    | 200                  | 200                | -                    | -                    | -                    | -                   | -                  | ...                      |
| ELECTRIC FUSE BLOWOUTS  |        |                      |                    |                      |                      |                      |                     |                    |                          |
| NO FUSE OR SWITCH BLOWOUTS  | 62 500 | 6 000                | 4 100              | 18 300               | 18 700               | 12 100               | 2 400               | 800                | 156                      |
| WITH FUSE OR SWITCH BLOWOUTS  | 14 300 | 600                  | 500                | 4 200                | 6 100                | 2 100                | 800                 | -                  | 165                      |
| 1 TIME  | 7 700  | 600                  | 300                | 1 500                | 3 900                | 1 300                | 200                 | -                  | 168                      |
| 2 TIMES   | 2 200  | -                    | -                  | 800                  | 1 100                | 200                  | 200                 | -                  | ...                      |
| 3 TIMES OR MORE   | 3 900  | -                    | -                  | 1 900                | 800                  | 700                  | 500                 | -                  | 149                      |
| NOT REPORTED  | 500    | -                    | 200                | -                    | 300                  | -                    | -                   | -                  | ...                      |
| DON'T KNOW  | 300    | -                    | 100                | -                    | -                    | 200                  | -                   | -                  | ...                      |
| NOT REPORTED  | 200    | 200                  | -                  | -                    | -                    | -                    | -                   | -                  | ...                      |
| UNITS OCCUPIED LAST WINTER  | 69 900 | 6 500                | 4 300              | 20 500               | 21 700               | 13 100               | 3 000               | 600                | 157                      |
| HEATING EQUIPMENT   |        |                      |                    |                      |                      |                      |                     |                    |                          |
| WITH HEATING EQUIPMENT  | 69 500 | 6 500                | 4 100              | 20 400               | 21 700               | 13 100               | 3 000               | 600                | 158                      |
| NO BREAKDOWNS   | 56 200 | 5 500                | 3 300              | 15 900               | 17 200               | 11 400               | 2 200               | 600                | 159                      |
| WITH BREAKDOWNS   | 11 900 | 1 000                | 800                | 3 900                | 4 200                | 1 400                | 600                 | -                  | 154                      |
| 1 TIME  | 5 000  | 200                  | 200                | 1 300                | 2 200                | 800                  | 300                 | -                  | 169                      |
| 2 TIMES   | 3 700  | 300                  | 500                | 1 300                | 1 000                | 500                  | 200                 | -                  | ...                      |
| 3 TIMES   | 1 100  | 300                  | -                  | 500                  | 200                  | 200                  | -                   | -                  | ...                      |
| 4 TIMES OR MORE   | 2 100  | 200                  | 200                | 800                  | 800                  | -                    | 200                 | -                  | ...                      |
| NOT REPORTED  | -      | -                    | -                  | -                    | -                    | -                    | -                   | -                  | ...                      |
| NOT REPORTED  | 1 400  | -                    | -                  | 600                  | 300                  | 300                  | 200                 | -                  | ...                      |
| NO HEATING EQUIPMENT  | 300    | -                    | 200                | 200                  | -                    | -                    | -                   | -                  | ...                      |
| INSUFFICIENT HEAT   |        |                      |                    |                      |                      |                      |                     |                    |                          |
| ADDITIONAL HEAT SOURCE:   |        |                      |                    |                      |                      |                      |                     |                    |                          |
| WITH SPECIFIED HEATING EQUIPMENT <sup>2</sup>                               | 67 500 | 6 300                | 3 300              | 19 800               | 21 300               | 13 100               | 3 000               | 600                | 159                      |
| NO ADDITIONAL HEAT SOURCE USED  | 43 500 | 3 500                | 1 800              | 10 600               | 14 400               | 10 700               | 2 100               | 500                | 169                      |
| USED KITCHEN STOVE, FIREPLACE,<br>OR PORTABLE HEATER                        | 22 700 | 2 900                | 1 600              | 8 500                | 6 600                | 2 100                | 1 000               | 200                | 139                      |
| NOT REPORTED  | 1 300  | -                    | -                  | 600                  | 300                  | 300                  | -                   | -                  | ...                      |
| LACKING SPECIFIED HEATING EQUIPMENT OR NONE                                 | 2 300  | 200                  | 900                | 800                  | 500                  | -                    | -                   | -                  | ...                      |
| ROOMS LACKING SPECIFIED HEAT SOURCE:  |        |                      |                    |                      |                      |                      |                     |                    |                          |
| WITH SPECIFIED HEATING EQUIPMENT <sup>1</sup>                               | 67 500 | 6 300                | 3 300              | 19 800               | 21 300               | 13 100               | 3 000               | 600                | 159                      |
| NO ROOMS LACKING AIR DUCTS, REGISTERS,<br>RADIATORS, OR HEATERS             | 58 800 | 6 200                | 2 900              | 16 500               | 18 300               | 12 000               | 2 400               | 600                | 159                      |
| ROOMS LACKING AIR DUCTS, REGISTERS, RADIATORS,<br>OR HEATERS                | 8 500  | 200                  | 500                | 3 100                | 3 000                | 1 100                | 700                 | -                  | 159                      |
| 1 ROOM  | 6 100  | -                    | 500                | 2 100                | 2 200                | 800                  | 500                 | -                  | 160                      |
| 2 ROOMS   | 1 500  | -                    | -                  | 700                  | 300                  | 300                  | 200                 | -                  | ...                      |
| 3 ROOMS OR MORE   | 1 000  | 200                  | -                  | 300                  | 500                  | -                    | -                   | -                  | ...                      |
| NOT REPORTED  | 200    | -                    | -                  | 200                  | -                    | -                    | -                   | -                  | ...                      |
| LACKING SPECIFIED HEATING EQUIPMENT OR NONE                                 | 2 300  | 200                  | 900                | 800                  | 500                  | -                    | -                   | -                  | ...                      |

<sup>1</sup>EXCLUDES 1-FAMILY HOMES ON 10 ACRES OR MORE.  
<sup>2</sup>EXCLUDES ROOM HEATERS WITHOUT FLUE OR VENT, FIREPLACES, STOVES, AND PORTABLE HEATERS.

TABLE B-23. GROSS RENT OF RENTER OCCUPIED HOUSING UNITS BY FAILURES IN PLUMBING FACILITIES AND EQUIPMENT FOR HOUSING UNITS WITH BLACK HOUSEHOLD HEAD: 1976--CONTINUED

(DATA BASED ON SAMPLE, SEE TEXT. FOR MINIMUM BASE FOR DERIVED FIGURES (PERCENT, MEDIAN, ETC.) AND MEANING OF SYMBOLS, SEE TEXT)

| STANDARD METROPOLITAN STATISTICAL AREA<br>BALTIMORE, MD.<br>IN CENTRAL CITY | TOTAL  | LESS<br>THAN<br>\$70 | \$70<br>TO<br>\$99 | \$100<br>TO<br>\$149 | \$150<br>TO<br>\$199 | \$200<br>TO<br>\$249 | \$250<br>OR<br>MORE | NO<br>CASH<br>RENT | MEDIAN<br>(DOLLARS) |
|---|--------|----------------------|--------------------|----------------------|----------------------|----------------------|---------------------|--------------------|---------------------|
| SPECIFIED RENTER OCCUPIED <sup>1</sup> --CONTINUED                          |        |                      |                    |                      |                      |                      |                     |                    |                     |
| UNITS OCCUPIED LAST WINTER--CONTINUED                                       |        |                      |                    |                      |                      |                      |                     |                    |                     |
| INSUFFICIENT HEAT--CONTINUED  |        |                      |                    |                      |                      |                      |                     |                    |                     |
| CLOSURE OF ROOMS:   |        |                      |                    |                      |                      |                      |                     |                    |                     |
| WITH HEATING EQUIPMENT . . . . .  | 69 500 | 6 500                | 4 100              | 20 400               | 21 700               | 13 100               | 3 000               | 600                | 158                 |
| NO ROOMS CLOSED . . . . .   | 60 400 | 6 000                | 3 800              | 17 200               | 19 000               | 11 700               | 2 100               | 600                | 157                 |
| CLOSED CERTAIN ROOMS . . . . .  | 7 700  | 500                  | 300                | 2 600                | 2 400                | 1 100                | 800                 | -                  | 160                 |
| LIVING ROOM ONLY . . . . .  | 1 800  | -                    | 200                | 800                  | 700                  | -                    | 200                 | -                  | ...                 |
| DINING ROOM ONLY . . . . .  | 200    | -                    | -                  | 200                  | -                    | -                    | -                   | -                  | ...                 |
| 1 OR MORE BEDROOMS ONLY . . . . .   | 3 800  | 500                  | -                  | 1 200                | 1 000                | 500                  | 700                 | -                  | 160                 |
| OTHER ROOMS OR COMBINATION . . . . .  | 1 900  | -                    | 200                | 300                  | 800                  | 600                  | -                   | -                  | ...                 |
| NOT REPORTED . . . . .  | -      | -                    | -                  | -                    | -                    | -                    | -                   | -                  | ...                 |
| NOT REPORTED . . . . .  | 1 400  | -                    | -                  | 600                  | 300                  | 300                  | 200                 | -                  | ...                 |
| NO HEATING EQUIPMENT . . . . .  | 300    | -                    | 200                | 200                  | -                    | -                    | -                   | -                  | ...                 |

<sup>1</sup>EXCLUDES 1-FAMILY HOMES ON 10 ACRES OR MORE.

TABLE B-24. GROSS RENT OF RENTER OCCUPIED HOUSING UNITS BY SELECTED NEIGHBORHOOD CHARACTERISTICS FOR HOUSING UNITS WITH BLACK HOUSEHOLD HEAD: 1976

(DATA BASED ON SAMPLE, SEE TEXT. FOR MINIMUM BASE FOR DERIVED FIGURES (PERCENT, MEDIAN, ETC.) AND MEANING OF SYMBOLS, SEE TEXT)

| STANDARD METROPOLITAN STATISTICAL AREA<br>BALTIMORE, MD.<br>IN CENTRAL CITY | TOTAL  | LESS<br>THAN<br>\$70 | \$70<br>TO<br>\$99 | \$100<br>TO<br>\$149 | \$150<br>TO<br>\$199 | \$200<br>TO<br>\$249 | \$250<br>OR<br>MORE | NO<br>CASH<br>RENT | MEDIAN<br>(DOLLARS) |
|---|--------|----------------------|--------------------|----------------------|----------------------|----------------------|---------------------|--------------------|---------------------|
| SPECIFIED RENTER OCCUPIED <sup>1</sup>                                      | 82 200 | 6 800                | 4 900              | 23 900               | 26 900               | 15 300               | 3 500               | 800                | 159                 |
| NEIGHBORHOOD CONDITIONS AND WISH TO MOVE <sup>2</sup>                       |        |                      |                    |                      |                      |                      |                     |                    |                     |
| NO STREET OR HIGHWAY NOISE . . . . .  | 52 600 | 4 300                | 2 700              | 14 300               | 19 000               | 9 800                | 2 100               | 500                | 162                 |
| WITH STREET OR HIGHWAY NOISE . . . . .                                      | 29 600 | 2 500                | 2 200              | 9 600                | 7 900                | 5 600                | 1 500               | 300                | 152                 |
| BOTHERSOME TO RESPONDENT . . . . .  | 13 900 | 1 300                | 900                | 3 700                | 4 500                | 2 500                | 700                 | 300                | 159                 |
| WOULD LIKE TO MOVE . . . . .  | 7 500  | 500                  | 200                | 2 600                | 1 900                | 1 700                | 300                 | 300                | 159                 |
| WOULD NOT LIKE TO MOVE . . . . .  | 6 400  | 800                  | 800                | 1 100                | 2 600                | 800                  | 300                 | -                  | 159                 |
| NOT REPORTED . . . . .  | -      | -                    | -                  | -                    | -                    | -                    | -                   | -                  | ...                 |
| NOT BOTHERSOME TO RESPONDENT . . . . .                                      | 15 500 | 1 200                | 1 300              | 5 700                | 3 400                | 3 000                | 800                 | -                  | 145                 |
| NOT REPORTED . . . . .  | 200    | -                    | -                  | 200                  | -                    | -                    | -                   | -                  | ...                 |
| NOT REPORTED . . . . .  | -      | -                    | -                  | -                    | -                    | -                    | -                   | -                  | ...                 |
| NO AIRPLANE TRAFFIC NOISE . . . . .   | 74 900 | 6 000                | 4 100              | 21 200               | 25 300               | 14 000               | 3 300               | 800                | 161                 |
| WITH AIRPLANE TRAFFIC NOISE . . . . .                                       | 7 400  | 800                  | 800                | 2 700                | 1 600                | 1 300                | 200                 | -                  | 138                 |
| BOTHERSOME TO RESPONDENT . . . . .  | 1 100  | -                    | 200                | 300                  | 500                  | -                    | 200                 | -                  | ...                 |
| WOULD LIKE TO MOVE . . . . .  | 800    | -                    | -                  | 200                  | 500                  | -                    | 200                 | -                  | ...                 |
| WOULD NOT LIKE TO MOVE . . . . .  | 300    | -                    | 200                | 200                  | -                    | -                    | -                   | -                  | ...                 |
| NOT REPORTED . . . . .  | -      | -                    | -                  | -                    | -                    | -                    | -                   | -                  | ...                 |
| NOT BOTHERSOME TO RESPONDENT . . . . .                                      | 5 900  | 800                  | 600                | 2 200                | 1 000                | 1 300                | -                   | -                  | 133                 |
| NOT REPORTED . . . . .  | 300    | -                    | -                  | 200                  | 200                  | -                    | -                   | -                  | ...                 |
| NOT REPORTED . . . . .  | -      | -                    | -                  | -                    | -                    | -                    | -                   | -                  | ...                 |
| NO HEAVY TRAFFIC . . . . .  | 49 500 | 4 300                | 2 900              | 14 700               | 16 000               | 9 400                | 1 900               | 300                | 158                 |
| WITH HEAVY TRAFFIC . . . . .  | 32 700 | 2 600                | 2 100              | 9 200                | 10 900               | 5 900                | 1 600               | 500                | 160                 |
| BOTHERSOME TO RESPONDENT . . . . .  | 9 600  | 800                  | 500                | 2 000                | 3 400                | 2 400                | 300                 | 300                | 170                 |
| WOULD LIKE TO MOVE . . . . .  | 5 600  | 300                  | -                  | 1 300                | 1 900                | 1 600                | 200                 | 300                | 176                 |
| WOULD NOT LIKE TO MOVE . . . . .  | 4 000  | 500                  | 500                | 600                  | 1 400                | 800                  | 200                 | -                  | 163                 |
| NOT REPORTED . . . . .  | -      | -                    | -                  | -                    | -                    | -                    | -                   | -                  | ...                 |
| NOT BOTHERSOME TO RESPONDENT . . . . .                                      | 23 000 | 1 800                | 1 600              | 7 200                | 7 400                | 3 500                | 1 300               | 200                | 156                 |
| NOT REPORTED . . . . .  | 200    | -                    | -                  | -                    | 200                  | -                    | -                   | -                  | ...                 |
| NOT REPORTED . . . . .  | -      | -                    | -                  | -                    | -                    | -                    | -                   | -                  | ...                 |
| NO STREETS IN NEED OF REPAIR . . . . .                                      | 71 200 | 6 000                | 4 300              | 20 500               | 23 400               | 13 100               | 3 200               | 600                | 159                 |
| WITH STREETS IN NEED OF REPAIR . . . . .                                    | 11 000 | 800                  | 600                | 3 400                | 3 500                | 2 200                | 300                 | 200                | 159                 |
| BOTHERSOME TO RESPONDENT . . . . .  | 6 100  | 300                  | 300                | 1 300                | 2 600                | 1 300                | 200                 | 200                | 170                 |
| WOULD LIKE TO MOVE . . . . .  | 2 700  | 200                  | -                  | 600                  | 1 100                | 500                  | 200                 | 200                | ...                 |
| WOULD NOT LIKE TO MOVE . . . . .  | 3 400  | 200                  | 300                | 600                  | 1 500                | 800                  | -                   | -                  | ...                 |
| NOT REPORTED . . . . .  | -      | -                    | -                  | -                    | -                    | -                    | -                   | -                  | ...                 |
| NOT BOTHERSOME TO RESPONDENT . . . . .                                      | 4 900  | 500                  | 300                | 2 100                | 1 000                | 900                  | 200                 | -                  | 140                 |
| NOT REPORTED . . . . .  | -      | -                    | -                  | -                    | -                    | -                    | -                   | -                  | ...                 |
| NOT REPORTED . . . . .  | -      | -                    | -                  | -                    | -                    | -                    | -                   | -                  | ...                 |
| NO ROADS IMPASSABLE . . . . .   | 69 800 | 6 000                | 4 300              | 19 900               | 22 900               | 13 200               | 2 700               | 600                | 159                 |
| WITH ROADS IMPASSABLE . . . . .   | 12 300 | 800                  | 600                | 4 000                | 4 000                | 1 900                | 800                 | 200                | 158                 |
| BOTHERSOME TO RESPONDENT . . . . .  | 5 400  | 500                  | 500                | 1 100                | 1 900                | 800                  | 500                 | 200                | 164                 |
| WOULD LIKE TO MOVE . . . . .  | 1 600  | 300                  | -                  | 300                  | 300                  | 300                  | 200                 | 200                | ...                 |
| WOULD NOT LIKE TO MOVE . . . . .  | 3 900  | 200                  | 500                | 800                  | 1 600                | 500                  | 300                 | -                  | 165                 |
| NOT REPORTED . . . . .  | -      | -                    | -                  | -                    | -                    | -                    | -                   | -                  | ...                 |
| NOT BOTHERSOME TO RESPONDENT . . . . .                                      | 6 800  | 300                  | 200                | 2 900                | 2 100                | 1 100                | 300                 | -                  | 152                 |
| NOT REPORTED . . . . .  | -      | -                    | -                  | -                    | -                    | -                    | -                   | -                  | ...                 |
| NOT REPORTED . . . . .  | 200    | -                    | -                  | -                    | -                    | 200                  | -                   | -                  | ...                 |
| NO OCCUPIED HOUSING IN RUNDOWN CONDITION . . . . .                          | 62 100 | 6 000                | 2 800              | 16 500               | 21 300               | 12 300               | 2 700               | 300                | 163                 |
| WITH OCCUPIED HOUSING IN RUNDOWN CONDITION . . . . .                        | 19 400 | 800                  | 1 900              | 7 100                | 5 600                | 2 900                | 600                 | 500                | 147                 |
| BOTHERSOME TO RESPONDENT . . . . .  | 13 000 | 600                  | 800                | 4 500                | 4 200                | 2 100                | 500                 | 300                | 155                 |
| WOULD LIKE TO MOVE . . . . .  | 9 600  | 500                  | 300                | 3 200                | 3 200                | 1 800                | 500                 | 200                | 161                 |
| WOULD NOT LIKE TO MOVE . . . . .  | 3 400  | 200                  | 500                | 1 300                | 1 000                | 300                  | -                   | 200                | ...                 |
| NOT REPORTED . . . . .  | -      | -                    | -                  | -                    | -                    | -                    | -                   | -                  | ...                 |
| NOT BOTHERSOME TO RESPONDENT . . . . .                                      | 6 200  | 200                  | 1 100              | 2 400                | 1 400                | 800                  | 200                 | 200                | 135                 |
| NOT REPORTED . . . . .  | 200    | -                    | -                  | 200                  | -                    | -                    | -                   | -                  | ...                 |
| NOT REPORTED . . . . .  | 800    | -                    | 200                | 300                  | -                    | 200                  | -                   | -                  | ...                 |
| NO COMMERCIAL OR NONRESIDENTIAL ACTIVITIES . . . . .                        | 72 200 | 6 200                | 3 700              | 21 200               | 24 500               | 12 900               | 2 900               | 800                | 159                 |
| WITH COMMERCIAL OR NONRESIDENTIAL ACTIVITIES . . . . .                      | 9 900  | 600                  | 1 300              | 2 700                | 2 200                | 2 400                | 600                 | -                  | 157                 |
| BOTHERSOME TO RESPONDENT . . . . .  | 1 300  | -                    | 300                | 300                  | 300                  | 200                  | 200                 | -                  | ...                 |
| WOULD LIKE TO MOVE . . . . .  | 500    | -                    | -                  | -                    | 200                  | 200                  | 200                 | -                  | ...                 |
| WOULD NOT LIKE TO MOVE . . . . .  | 500    | -                    | 200                | 300                  | -                    | -                    | -                   | -                  | ...                 |
| NOT REPORTED . . . . .  | 300    | -                    | 200                | -                    | 200                  | -                    | -                   | -                  | ...                 |
| NOT BOTHERSOME TO RESPONDENT . . . . .                                      | 8 600  | 600                  | 900                | 2 400                | 1 900                | 2 200                | 500                 | -                  | 158                 |
| NOT REPORTED . . . . .  | -      | -                    | -                  | -                    | -                    | -                    | -                   | -                  | ...                 |
| NOT REPORTED . . . . .  | 200    | -                    | -                  | -                    | 200                  | -                    | -                   | -                  | ...                 |

<sup>1</sup>EXCLUDES 1-FAMILY HOMES ON 10 ACRES OR MORE.

<sup>2</sup>WISH TO MOVE RELATES ONLY TO RESPONDENTS' OPINION OF SPECIFIC CONDITIONS.

TABLE B-24. GROSS RENT OF RENTER OCCUPIED HOUSING UNITS BY SELECTED NEIGHBORHOOD CHARACTERISTICS FOR HOUSING UNITS WITH BLACK HOUSEHOLD HEAD: 1976--CONTINUED

(DATA BASED ON SAMPLE, SEE TEXT. FOR MINIMUM BASE FOR DERIVED FIGURES (PERCENT, MEDIAN, ETC.) AND MEANING OF SYMBOLS, SEE TEXT)

| STANDARD METROPOLITAN STATISTICAL AREA<br>BALTIMORE, MD.<br>IN CENTRAL CITY | TOTAL  | LESS<br>THAN<br>\$70 | \$70<br>TO<br>\$99 | \$100<br>TO<br>\$149 | \$150<br>TO<br>\$199 | \$200<br>TO<br>\$249 | \$250<br>OR<br>MORE | NO<br>CASH<br>RENT | MEDIAN<br>(DOL-<br>LARS) |
|---|--------|----------------------|--------------------|----------------------|----------------------|----------------------|---------------------|--------------------|--------------------------|
| SPECIFIED RENTER OCCUPIED <sup>1</sup> --CON.                               |        |                      |                    |                      |                      |                      |                     |                    |                          |
| NEIGHBORHOOD CONDITIONS AND WISH TO MOVE <sup>2</sup> --CON.                |        |                      |                    |                      |                      |                      |                     |                    |                          |
| NO ODORS, SMOKE, OR GAS . . . . .   | 73 500 | 4 900                | 4 100              | 22 400               | 24 500               | 13 600               | 3 400               | 600                | 160                      |
| WITH ODORS, SMOKE, OR GAS . . . . .   | 8 700  | 1 900                | 800                | 1 500                | 2 400                | 1 700                | 200                 | 200                | 152                      |
| BOTHERSOME TO RESPONDENT . . . . .  | 7 200  | 1 600                | 800                | 1 300                | 2 100                | 1 100                | 200                 | 200                | 143                      |
| WOULD LIKE TO MOVE . . . . .  | 4 200  | 800                  | 300                | 700                  | 1 300                | 800                  | 200                 | 200                | 158                      |
| WOULD NOT LIKE TO MOVE . . . . .  | 3 100  | 800                  | 500                | 700                  | 800                  | 300                  | -                   | -                  | ...                      |
| NOT REPORTED . . . . .  | -      | -                    | -                  | -                    | -                    | -                    | -                   | -                  | ...                      |
| NOT BOTHERSOME TO RESPONDENT . . . . .                                      | 1 500  | 300                  | -                  | 200                  | 300                  | 700                  | -                   | -                  | ...                      |
| NOT REPORTED . . . . .  | -      | -                    | -                  | -                    | -                    | -                    | -                   | -                  | ...                      |
| NOT REPORTED . . . . .  | -      | -                    | -                  | -                    | -                    | -                    | -                   | -                  | ...                      |
| ADEQUATE STREET LIGHTS . . . . .  | 72 300 | 6 300                | 4 500              | 21 000               | 23 900               | 13 300               | 2 900               | 500                | 158                      |
| INADEQUATE STREET LIGHTS . . . . .  | 9 400  | 500                  | 500                | 2 900                | 2 800                | 1 900                | 600                 | 300                | 163                      |
| BOTHERSOME TO RESPONDENT . . . . .  | 6 400  | 300                  | 200                | 1 900                | 2 100                | 1 000                | 600                 | 300                | 165                      |
| WOULD LIKE TO MOVE . . . . .  | 2 800  | 300                  | 200                | 500                  | 1 200                | 500                  | -                   | 200                | ...                      |
| WOULD NOT LIKE TO MOVE . . . . .  | 3 500  | -                    | -                  | 1 400                | 1 000                | 300                  | 600                 | 200                | ...                      |
| NOT REPORTED . . . . .  | 200    | -                    | -                  | -                    | -                    | 200                  | -                   | -                  | ...                      |
| NOT BOTHERSOME TO RESPONDENT . . . . .                                      | 3 000  | 200                  | 300                | 1 000                | 600                  | 900                  | -                   | -                  | ...                      |
| NOT REPORTED . . . . .  | -      | -                    | -                  | -                    | -                    | -                    | -                   | -                  | ...                      |
| NOT REPORTED . . . . .  | 500    | -                    | -                  | -                    | 300                  | 200                  | -                   | -                  | ...                      |
| NO NEIGHBORHOOD CRIME . . . . .   | 54 400 | 3 800                | 3 000              | 15 600               | 18 400               | 11 100               | 2 300               | 300                | 162                      |
| WITH NEIGHBORHOOD CRIME . . . . .   | 27 300 | 2 900                | 1 900              | 8 300                | 9 600                | 4 000                | 1 300               | 500                | 152                      |
| BOTHERSOME TO RESPONDENT . . . . .  | 17 100 | 2 100                | 800                | 5 100                | 5 500                | 3 000                | 600                 | -                  | 155                      |
| WOULD LIKE TO MOVE . . . . .  | 12 000 | 1 900                | 500                | 3 500                | 3 500                | 1 900                | 600                 | -                  | 151                      |
| WOULD NOT LIKE TO MOVE . . . . .  | 5 100  | 200                  | 300                | 1 600                | 1 900                | 1 100                | -                   | -                  | 162                      |
| NOT REPORTED . . . . .  | -      | -                    | -                  | -                    | -                    | -                    | -                   | -                  | ...                      |
| NOT BOTHERSOME TO RESPONDENT . . . . .                                      | 10 200 | 800                  | 1 100              | 3 200                | 3 100                | 900                  | 600                 | 500                | 146                      |
| NOT REPORTED . . . . .  | -      | -                    | -                  | -                    | -                    | -                    | -                   | -                  | ...                      |
| NOT REPORTED . . . . .  | 500    | 200                  | -                  | -                    | -                    | 300                  | -                   | -                  | ...                      |
| NO TRASH, LITTER, OR JUNK . . . . .   | 53 800 | 4 100                | 2 500              | 14 200               | 17 300               | 12 000               | 3 100               | 600                | 166                      |
| WITH TRASH, LITTER, OR JUNK . . . . .                                       | 28 400 | 2 700                | 2 400              | 9 800                | 9 600                | 3 300                | 500                 | 200                | 145                      |
| BOTHERSOME TO RESPONDENT . . . . .  | 21 600 | 2 200                | 1 800              | 7 000                | 7 700                | 2 400                | 300                 | 200                | 147                      |
| WOULD LIKE TO MOVE . . . . .  | 13 600 | 1 100                | 800                | 4 300                | 5 000                | 1 900                | 300                 | 200                | 155                      |
| WOULD NOT LIKE TO MOVE . . . . .  | 8 000  | 1 100                | 1 000              | 2 700                | 2 700                | 500                  | -                   | -                  | 135                      |
| NOT REPORTED . . . . .  | -      | -                    | -                  | -                    | -                    | -                    | -                   | -                  | ...                      |
| NOT BOTHERSOME TO RESPONDENT . . . . .                                      | 6 800  | 500                  | 600                | 2 700                | 1 900                | 900                  | 200                 | -                  | 141                      |
| NOT REPORTED . . . . .  | -      | -                    | -                  | -                    | -                    | -                    | -                   | -                  | ...                      |
| NOT REPORTED . . . . .  | -      | -                    | -                  | -                    | -                    | -                    | -                   | -                  | ...                      |
| NO BOARDED UP OR ABANDONED STRUCTURES . . . . .                             | 56 700 | 5 700                | 2 400              | 13 400               | 20 100               | 12 000               | 2 900               | 300                | 167                      |
| WITH BOARDED UP OR ABANDONED STRUCTURES . . . . .                           | 25 500 | 1 100                | 2 600              | 10 500               | 6 900                | 3 300                | 600                 | 500                | 141                      |
| BOTHERSOME TO RESPONDENT . . . . .  | 10 400 | 800                  | 700                | 4 700                | 2 900                | 800                  | 500                 | 200                | 139                      |
| WOULD LIKE TO MOVE . . . . .  | 6 100  | 500                  | 500                | 2 200                | 2 200                | 500                  | 500                 | 200                | 155                      |
| WOULD NOT LIKE TO MOVE . . . . .  | 4 200  | 300                  | 500                | 2 400                | 700                  | 300                  | -                   | -                  | 126                      |
| NOT REPORTED . . . . .  | 200    | -                    | 200                | -                    | -                    | -                    | -                   | -                  | ...                      |
| NOT BOTHERSOME TO RESPONDENT . . . . .                                      | 14 800 | 300                  | 1 800              | 5 700                | 4 000                | 2 500                | 200                 | 300                | 144                      |
| NOT REPORTED . . . . .  | 300    | -                    | 200                | 200                  | -                    | -                    | -                   | -                  | ...                      |
| NOT REPORTED . . . . .  | -      | -                    | -                  | -                    | -                    | -                    | -                   | -                  | ...                      |
| NEIGHBORHOOD SERVICES   |        |                      |                    |                      |                      |                      |                     |                    |                          |
| ADEQUATE NEIGHBORHOOD SERVICES . . . . .                                    | 54 800 | 4 300                | 3 500              | 15 700               | 19 300               | 9 300                | 2 200               | 600                | 159                      |
| INADEQUATE NEIGHBORHOOD SERVICES <sup>3</sup> . . . . .                     | 27 400 | 2 500                | 1 400              | 8 200                | 7 700                | 6 100                | 1 300               | 200                | 159                      |
| PUBLIC TRANSPORTATION . . . . .   | 5 500  | 500                  | -                  | 1 000                | 1 600                | 2 400                | -                   | -                  | 188                      |
| SCHOOLS . . . . .   | 2 100  | -                    | 200                | 300                  | 500                  | 600                  | 300                 | -                  | ...                      |
| SHOPPING . . . . .  | 12 400 | 1 700                | 800                | 2 900                | 4 200                | 2 500                | 200                 | -                  | 159                      |
| POLICE PROTECTION . . . . .   | 9 700  | 800                  | 300                | 3 500                | 2 800                | 1 400                | 600                 | 200                | 152                      |
| FIRE PROTECTION . . . . .   | 2 300  | 300                  | 300                | 800                  | 500                  | 300                  | 300                 | -                  | ...                      |
| HOSPITALS OR HEALTH CLINICS . . . . .                                       | 7 900  | 500                  | 500                | 2 400                | 2 100                | 1 800                | 500                 | 200                | 162                      |
| DON'T KNOW . . . . .  | -      | -                    | -                  | -                    | -                    | -                    | -                   | -                  | ...                      |
| NOT REPORTED . . . . .  | -      | -                    | -                  | -                    | -                    | -                    | -                   | -                  | ...                      |
| NEIGHBORHOOD SERVICES AND WISH TO MOVE <sup>4</sup>                         |        |                      |                    |                      |                      |                      |                     |                    |                          |
| WITH INADEQUATE SERVICE . . . . .   | 27 400 | 2 500                | 1 400              | 8 200                | 7 700                | 6 100                | 1 300               | 200                | 159                      |
| HOUSEHOLD WOULD LIKE TO MOVE <sup>5</sup> . . . . .                         | 11 200 | 1 300                | 300                | 3 600                | 3 400                | 1 800                | 700                 | 200                | 155                      |
| BECAUSE OF PUBLIC TRANSPORTATION . . . . .                                  | 1 600  | 200                  | -                  | 300                  | 500                  | 600                  | -                   | -                  | ...                      |
| BECAUSE OF SCHOOLS . . . . .  | 1 300  | -                    | 200                | 200                  | 500                  | 300                  | 200                 | -                  | ...                      |
| BECAUSE OF SHOPPING . . . . .   | 4 500  | 500                  | 200                | 1 300                | 1 600                | 800                  | 200                 | -                  | 159                      |
| BECAUSE OF POLICE PROTECTION . . . . .                                      | 5 500  | 300                  | 200                | 1 900                | 2 100                | 300                  | 200                 | 200                | 157                      |
| BECAUSE OF FIRE PROTECTION . . . . .  | 1 100  | 200                  | -                  | 300                  | 500                  | 300                  | 200                 | -                  | ...                      |
| BECAUSE OF HOSPITALS OR HEALTH CLINICS . . . . .                            | 2 500  | 300                  | -                  | 500                  | 500                  | 700                  | 300                 | 200                | ...                      |
| HOUSEHOLD WOULD NOT LIKE TO MOVE . . . . .                                  | 15 400 | 1 300                | 1 100              | 4 300                | 3 900                | 4 100                | 600                 | -                  | 162                      |
| NOT REPORTED . . . . .  | 800    | -                    | 300                | 300                  | 300                  | 200                  | -                   | -                  | ...                      |
| WITH ADEQUATE SERVICE . . . . .   | 54 800 | 4 300                | 3 500              | 15 700               | 19 300               | 9 300                | 2 200               | 600                | 159                      |
| NOT REPORTED . . . . .  | -      | -                    | -                  | -                    | -                    | -                    | -                   | -                  | ...                      |
| OVERALL OPINION OF NEIGHBORHOOD   |        |                      |                    |                      |                      |                      |                     |                    |                          |
| EXCELLENT . . . . .   | 6 900  | 500                  | 300                | 1 300                | 3 400                | 1 300                | 200                 | -                  | 170                      |
| GOOD . . . . .  | 29 000 | 2 100                | 1 400              | 7 500                | 8 900                | 7 500                | 1 300               | 300                | 168                      |
| FAIR . . . . .  | 37 000 | 3 300                | 2 500              | 11 400               | 12 300               | 5 600                | 1 700               | 200                | 155                      |
| POOR . . . . .  | 9 200  | 1 000                | 600                | 3 500                | 2 400                | 900                  | 300                 | 300                | 139                      |
| NOT REPORTED . . . . .  | 200    | -                    | -                  | 200                  | -                    | -                    | -                   | -                  | ...                      |
| HOUSEHOLD WOULD LIKE TO MOVE . . . . .                                      | 24 100 | 2 700                | 1 000              | 7 900                | 7 400                | 3 700                | 1 100               | 300                | 152                      |
| EXCELLENT . . . . .   | 300    | -                    | -                  | 200                  | -                    | 200                  | -                   | -                  | ...                      |
| GOOD . . . . .  | 2 900  | 300                  | -                  | 500                  | 1 500                | 600                  | -                   | -                  | ...                      |
| FAIR . . . . .  | 13 800 | 1 600                | 700                | 4 500                | 4 000                | 2 200                | 800                 | -                  | 152                      |
| POOR . . . . .  | 6 900  | 800                  | 300                | 2 600                | 1 900                | 600                  | 300                 | 300                | 141                      |
| NOT REPORTED . . . . .  | 200    | -                    | -                  | 200                  | -                    | -                    | -                   | -                  | ...                      |
| HOUSEHOLD WOULD NOT LIKE TO MOVE . . . . .                                  | 58 000 | 4 100                | 4 000              | 16 000               | 19 400               | 11 700               | 2 400               | 500                | 162                      |
| EXCELLENT . . . . .   | 6 400  | 500                  | 300                | 1 100                | 3 200                | 1 100                | 200                 | -                  | 170                      |
| GOOD . . . . .  | 26 100 | 1 700                | 1 400              | 7 000                | 7 400                | 6 800                | 1 300               | 300                | 168                      |
| FAIR . . . . .  | 23 200 | 1 700                | 1 900              | 6 900                | 8 200                | 3 400                | 1 000               | 200                | 156                      |
| POOR . . . . .  | 2 300  | 200                  | 300                | 1 000                | 500                  | 300                  | -                   | -                  | ...                      |
| NOT REPORTED . . . . .  | -      | -                    | -                  | -                    | -                    | -                    | -                   | -                  | ...                      |
| NOT REPORTED . . . . .  | 200    | -                    | -                  | -                    | 200                  | -                    | -                   | -                  | ...                      |

<sup>1</sup> EXCLUDES 1-FAMILY HOMES ON 10 ACRES OR MORE.

<sup>2</sup> WISH TO MOVE RELATES ONLY TO RESPONDENTS' OPINION OF SPECIFIC CONDITIONS.

<sup>3</sup> FIGURES WILL NOT ADD TO TOTAL BECAUSE MORE THAN ONE INADEQUATE SERVICE WAS REPORTED FOR THE SAME UNIT.

<sup>4</sup> WISH TO MOVE RELATES ONLY TO RESPONDENTS' OPINION OF SPECIFIC SERVICES.

TABLE B-25. INCOME OF FAMILIES AND PRIMARY INDIVIDUALS BY OCCUPANCY AND UTILIZATION CHARACTERISTICS AND SERVICES AVAILABLE FOR HOUSEHOLDS WITH HEAD OF SPANISH ORIGIN: 1976

TABLE B-26. INCOME OF FAMILIES AND PRIMARY INDIVIDUALS BY DEFICIENCIES IN SELECTED STRUCTURAL CHARACTERISTICS FOR HOUSEHOLDS WITH HEAD OF SPANISH ORIGIN: 1976

TABLE B-27. INCOME OF FAMILIES AND PRIMARY INDIVIDUALS BY FAILURES IN PLUMBING FACILITIES AND EQUIPMENT FOR HOUSEHOLDS WITH HEAD OF SPANISH ORIGIN: 1976

TABLE B-28. INCOME OF FAMILIES AND PRIMARY INDIVIDUALS BY SELECTED NEIGHBORHOOD CHARACTERISTICS FOR HOUSEHOLDS WITH HEAD OF SPANISH ORIGIN: 1976

TABLE B-29. VALUE OF OWNER OCCUPIED HOUSING UNITS BY OCCUPANCY AND UTILIZATION CHARACTERISTICS AND SERVICES AVAILABLE FOR HOUSEHOLDS WITH HEAD OF SPANISH ORIGIN: 1976

TABLE B-30. VALUE OF OWNER OCCUPIED HOUSING UNITS BY DEFICIENCIES IN SELECTED STRUCTURAL CHARACTERISTICS FOR HOUSEHOLDS WITH HEAD OF SPANISH ORIGIN: 1976

TABLE B-31. VALUE OF OWNER OCCUPIED HOUSING UNITS BY FAILURES IN PLUMBING FACILITIES AND EQUIPMENT FOR HOUSEHOLDS WITH HEAD OF SPANISH ORIGIN: 1976

TABLE B-32. VALUE OF OWNER OCCUPIED HOUSING UNITS BY SELECTED NEIGHBORHOOD CHARACTERISTICS FOR HOUSEHOLDS WITH HEAD OF SPANISH ORIGIN: 1976

TABLE B-33. GROSS RENT OF RENTER OCCUPIED HOUSING UNITS BY OCCUPANCY AND UTILIZATION CHARACTERISTICS AND SERVICES AVAILABLE FOR HOUSEHOLDS WITH HEAD OF SPANISH ORIGIN: 1976

TABLE B-34. GROSS RENT OF RENTER OCCUPIED HOUSING UNITS BY DEFICIENCIES IN SELECTED STRUCTURAL CHARACTERISTICS FOR HOUSEHOLDS WITH HEAD OF SPANISH ORIGIN: 1976

TABLE B-35. GROSS RENT OF RENTER OCCUPIED HOUSING UNITS BY FAILURES IN PLUMBING FACILITIES AND EQUIPMENT FOR HOUSEHOLDS WITH HEAD OF SPANISH ORIGIN: 1976

TABLE B-36. GROSS RENT OF RENTER OCCUPIED HOUSING UNITS BY SELECTED NEIGHBORHOOD CHARACTERISTICS FOR HOUSEHOLDS WITH HEAD OF SPANISH ORIGIN: 1976

(TABLES B-25 THROUGH B-36 OMITTED BECAUSE OF INSUFFICIENT NUMBER OF HOUSEHOLDS WITH HEAD OF SPANISH ORIGIN; SEE INTRODUCTION)

TABLE C-1. INCOME OF FAMILIES AND PRIMARY INDIVIDUALS BY OCCUPANCY AND UTILIZATION CHARACTERISTICS AND SERVICES AVAILABLE: 1976

(DATA BASED ON SAMPLE, SEE TEXT. FOR MINIMUM BASE FOR DERIVED FIGURES (PERCENT, MEDIAN, ETC.) AND MEANING OF SYMBOLS, SEE TEXT)

| STANDARD METROPOLITAN STATISTICAL AREA<br>BALTIMORE, MD.<br>NOT IN CENTRAL CITY | TOTAL   | LESS<br>THAN<br>\$3,000 | \$3,000<br>TO<br>\$4,999 | \$5,000<br>TO<br>\$6,999 | \$7,000<br>TO<br>\$9,999 | \$10,000<br>TO<br>\$12,499 | \$12,500<br>TO<br>\$14,999 | \$15,000<br>TO<br>\$19,999 | \$20,000<br>TO<br>\$24,999 | \$25,000<br>TO<br>\$34,999 | \$35,000<br>OR<br>MORE | MEDIAN<br>(DOL-<br>LARS) |
|---|---------|-------------------------|--------------------------|--------------------------|--------------------------|----------------------------|----------------------------|----------------------------|----------------------------|----------------------------|------------------------|--------------------------|
| <b>DURATION OF OCCUPANCY</b>  |         |                         |                          |                          |                          |                            |                            |                            |                            |                            |                        |                          |
| OWNER OCCUPIED...   | 291 200 | 8 500                   | 10 900                   | 10 900                   | 16 500                   | 17 100                     | 21 800                     | 57 500                     | 52 200                     | 54 800                     | 41 000                 | 20200                    |
| HOUSEHOLD HEAD LIVED HERE:  |         |                         |                          |                          |                          |                            |                            |                            |                            |                            |                        |                          |
| LESS THAN 3 MONTHS...   | 6 400   | -                       | 200                      | -                        | 300                      | 300                        | 500                        | 1 900                      | 1 300                      | 1 700                      | 300                    | 20300                    |
| 3 MONTHS OR LONGER...   | 284 800 | 8 500                   | 10 800                   | 10 900                   | 16 200                   | 16 800                     | 21 300                     | 55 700                     | 51 000                     | 53 100                     | 40 700                 | 20200                    |
| LIVED HERE LAST WINTER...   | 276 800 | 8 500                   | 10 800                   | 10 900                   | 15 900                   | 15 900                     | 20 500                     | 53 400                     | 49 200                     | 52 200                     | 39 600                 | 20300                    |
| RENTER OCCUPIED...  | 131 800 | 8 500                   | 7 600                    | 10 900                   | 21 700                   | 19 400                     | 13 300                     | 24 700                     | 13 900                     | 8 100                      | 3 700                  | 12200                    |
| HOUSEHOLD HEAD LIVED HERE:  |         |                         |                          |                          |                          |                            |                            |                            |                            |                            |                        |                          |
| LESS THAN 3 MONTHS...   | 12 700  | 1 100                   | 800                      | 900                      | 2 500                    | 1 700                      | 900                        | 2 500                      | 1 200                      | 1 100                      | -                      | 11600                    |
| 3 MONTHS OR LONGER...   | 119 100 | 7 500                   | 6 900                    | 10 000                   | 19 200                   | 17 700                     | 12 300                     | 22 200                     | 12 700                     | 7 000                      | 3 700                  | 12300                    |
| LIVED HERE LAST WINTER...   | 107 300 | 7 300                   | 6 400                    | 9 000                    | 17 300                   | 15 100                     | 11 100                     | 19 400                     | 11 900                     | 6 200                      | 3 500                  | 12300                    |
| <b>BEDROOMS</b>   |         |                         |                          |                          |                          |                            |                            |                            |                            |                            |                        |                          |
| OWNER OCCUPIED...   | 291 200 | 8 500                   | 10 900                   | 10 900                   | 16 500                   | 17 100                     | 21 800                     | 57 500                     | 52 200                     | 54 800                     | 41 000                 | 20200                    |
| NONE AND 1...   | 9 100   | 800                     | 2 000                    | 500                      | 900                      | 500                        | 1 100                      | 900                        | 900                        | 800                        | 800                    | 12200                    |
| 2 OR MORE...  | 282 100 | 7 700                   | 8 900                    | 10 400                   | 15 600                   | 16 700                     | 20 700                     | 56 600                     | 51 300                     | 54 100                     | 40 200                 | 20400                    |
| NONE LACKING PRIVACY...   | 270 700 | 7 100                   | 8 400                    | 9 400                    | 14 000                   | 15 900                     | 20 100                     | 55 200                     | 50 200                     | 51 400                     | 39 000                 | 20500                    |
| 1 OR MORE LACKING PRIVACY...  | 11 100  | 600                     | 500                      | 1 100                    | 1 500                    | 800                        | 600                        | 1 400                      | 1 100                      | 2 500                      | 1 100                  | 16800                    |
| PRIVACY NOT REPORTED...   | 300     | -                       | -                        | -                        | -                        | -                          | -                          | -                          | -                          | 200                        | 200                    | ...                      |
| 3-OR-MORE-PERSON HOUSEHOLDS...  | 185 000 | 1 400                   | 1 400                    | 3 200                    | 3 400                    | 9 700                      | 12 300                     | 40 400                     | 38 800                     | 41 200                     | 31 200                 | 22400                    |
| NO BEDROOMS USED BY 3 PERSONS OR MORE...  | 178 000 | 1 400                   | 1 400                    | 3 000                    | 5 200                    | 9 200                      | 11 600                     | 38 800                     | 37 400                     | 39 900                     | 30 000                 | 22400                    |
| BEDROOMS USED BY 3 PERSONS OR MORE...   | 4 500   | -                       | -                        | -                        | -                        | 500                        | 800                        | 1 100                      | 900                        | 800                        | 500                    | 19700                    |
| 1...  | 4 000   | -                       | -                        | -                        | -                        | 500                        | 800                        | 900                        | 800                        | 600                        | 500                    | 19200                    |
| 2 OR MORE...  | 500     | -                       | -                        | -                        | -                        | -                          | -                          | 200                        | 200                        | 200                        | -                      | ...                      |
| BEDROOMS USED BY PERSONS 13 YEARS OF AGE OR OLDER...                            | 2 600   | -                       | -                        | -                        | -                        | 100                        | 600                        | 500                        | 500                        | 500                        | 500                    | ...                      |
| NO BEDROOMS USED BY PERSONS 13 YEARS OF AGE OR OLDER...                         | 1 600   | -                       | -                        | -                        | -                        | 300                        | 200                        | 500                        | 500                        | 200                        | -                      | ...                      |
| NOT REPORTED...   | 300     | -                       | -                        | -                        | -                        | -                          | -                          | 200                        | -                          | 200                        | -                      | ...                      |
| NO BEDROOMS...  | -       | -                       | -                        | -                        | -                        | -                          | -                          | -                          | -                          | -                          | -                      | ...                      |
| NOT REPORTED...   | 2 500   | -                       | -                        | 200                      | 200                      | -                          | -                          | 500                        | 500                        | 500                        | 800                    | ...                      |
| 1- AND 2-PERSON HOUSEHOLDS...   | 106 200 | 7 100                   | 9 500                    | 7 700                    | 11 100                   | 7 400                      | 9 400                      | 17 100                     | 13 400                     | 13 700                     | 9 700                  | 15200                    |
| RENTER OCCUPIED...  | 131 800 | 8 500                   | 7 600                    | 10 900                   | 21 700                   | 19 400                     | 13 300                     | 24 700                     | 13 900                     | 8 100                      | 3 700                  | 12200                    |
| NONE AND 1...   | 40 400  | 4 200                   | 3 400                    | 4 500                    | 6 500                    | 6 400                      | 4 300                      | 6 200                      | 2 500                      | 1 900                      | 500                    | 10600                    |
| 2 OR MORE...  | 91 400  | 4 300                   | 4 200                    | 6 400                    | 15 200                   | 12 900                     | 9 000                      | 16 500                     | 11 400                     | 6 300                      | 3 200                  | 13200                    |
| NONE LACKING PRIVACY...   | 86 000  | 3 900                   | 3 900                    | 5 600                    | 14 300                   | 12 000                     | 8 600                      | 18 000                     | 11 000                     | 5 900                      | 2 800                  | 13500                    |
| 1 OR MORE LACKING PRIVACY...  | 5 400   | 500                     | 300                      | 800                      | 900                      | 900                        | 300                        | 500                        | 500                        | 300                        | 500                    | 10600                    |
| PRIVACY NOT REPORTED...   | -       | -                       | -                        | -                        | -                        | -                          | -                          | -                          | -                          | -                          | -                      | -                        |
| 3-OR-MORE-PERSON HOUSEHOLDS...  | 51 700  | 1 100                   | 2 300                    | 3 900                    | 7 000                    | 8 400                      | 5 700                      | 10 000                     | 7 300                      | 3 400                      | 2 600                  | 13900                    |
| NO BEDROOMS USED BY 3 PERSONS OR MORE...  | 46 000  | 900                     | 2 200                    | 3 300                    | 6 400                    | 6 900                      | 4 600                      | 9 000                      | 6 900                      | 3 400                      | 2 400                  | 14300                    |
| BEDROOMS USED BY 3 PERSONS OR MORE...   | 4 700   | 100                     | 100                      | 500                      | 600                      | 1 400                      | 900                        | 900                        | 200                        | -                          | -                      | 11800                    |
| 1...  | 4 600   | 100                     | 100                      | 500                      | 600                      | 1 400                      | 900                        | 800                        | 200                        | -                          | -                      | 11700                    |
| 2 OR MORE...  | 200     | -                       | -                        | -                        | -                        | -                          | -                          | 200                        | -                          | -                          | -                      | ...                      |
| BEDROOMS USED BY PERSONS 13 YEARS OF AGE OR OLDER...                            | 2 900   | 100                     | -                        | 500                      | 500                      | 800                        | 600                        | 400                        | -                          | -                          | -                      | ...                      |
| NO BEDROOMS USED BY PERSONS 13 YEARS OF AGE OR OLDER...                         | 1 100   | -                       | -                        | -                        | 200                      | 300                        | 300                        | 200                        | 200                        | -                          | -                      | ...                      |
| NOT REPORTED...   | 800     | -                       | 100                      | -                        | -                        | 300                        | -                          | 300                        | -                          | -                          | -                      | ...                      |
| NO BEDROOMS...  | -       | -                       | -                        | -                        | -                        | -                          | -                          | -                          | -                          | -                          | -                      | ...                      |
| NOT REPORTED...   | 900     | -                       | -                        | 100                      | -                        | 100                        | 200                        | 200                        | 200                        | -                          | 200                    | ...                      |
| 1- AND 2-PERSON HOUSEHOLDS...   | 80 100  | 7 500                   | 5 300                    | 7 000                    | 14 700                   | 10 900                     | 7 600                      | 14 600                     | 6 700                      | 4 700                      | 1 100                  | 11300                    |
| <b>CONDITION OF KITCHEN FACILITIES</b>  |         |                         |                          |                          |                          |                            |                            |                            |                            |                            |                        |                          |
| OWNER OCCUPIED...   | 291 200 | 8 500                   | 10 900                   | 10 900                   | 16 500                   | 17 100                     | 21 800                     | 57 500                     | 52 200                     | 54 800                     | 41 000                 | 20200                    |
| WITH COMPLETE KITCHEN FACILITIES...   | 289 600 | 8 200                   | 10 500                   | 10 900                   | 16 500                   | 17 000                     | 21 600                     | 57 400                     | 52 100                     | 54 800                     | 40 700                 | 20300                    |
| ALL USABLE...   | 289 100 | 8 000                   | 10 500                   | 10 900                   | 16 500                   | 17 000                     | 21 600                     | 57 400                     | 51 900                     | 54 700                     | 40 700                 | 20300                    |
| 1 OR MORE NOT USABLE...   | 300     | 100                     | -                        | -                        | -                        | -                          | -                          | -                          | -                          | 200                        | -                      | ...                      |
| NOT REPORTED...   | 200     | -                       | -                        | -                        | -                        | -                          | -                          | -                          | -                          | 200                        | -                      | ...                      |
| LACKING COMPLETE KITCHEN FACILITIES...  | 1 600   | 300                     | 500                      | -                        | -                        | 100                        | 200                        | 100                        | 200                        | -                          | 300                    | ...                      |
| RENTER OCCUPIED...  | 131 800 | 8 500                   | 7 600                    | 10 900                   | 21 700                   | 19 400                     | 13 300                     | 24 700                     | 13 900                     | 8 100                      | 3 700                  | 12200                    |
| WITH COMPLETE KITCHEN FACILITIES...   | 130 600 | 8 400                   | 7 500                    | 10 300                   | 21 400                   | 19 400                     | 13 300                     | 24 700                     | 13 900                     | 8 100                      | 3 700                  | 12300                    |
| ALL USABLE...   | 129 500 | 8 200                   | 7 500                    | 10 300                   | 21 100                   | 19 100                     | 13 300                     | 24 500                     | 13 900                     | 8 000                      | 3 700                  | 12300                    |
| 1 OR MORE NOT USABLE...   | 900     | 200                     | -                        | -                        | 300                      | 200                        | -                          | 200                        | -                          | 200                        | -                      | ...                      |
| NOT REPORTED...   | 100     | -                       | -                        | -                        | -                        | 100                        | -                          | -                          | -                          | -                          | -                      | ...                      |
| LACKING COMPLETE KITCHEN FACILITIES...  | 1 200   | 200                     | 200                      | 600                      | 300                      | -                          | -                          | -                          | -                          | -                          | -                      | ...                      |
| <b>GARBAGE COLLECTION SERVICE</b>   |         |                         |                          |                          |                          |                            |                            |                            |                            |                            |                        |                          |
| OWNER OCCUPIED...   | 291 200 | 8 500                   | 10 900                   | 10 900                   | 16 500                   | 17 100                     | 21 800                     | 57 500                     | 52 200                     | 54 800                     | 41 000                 | 20200                    |
| WITH SERVICE...   | 283 200 | 7 600                   | 10 300                   | 10 400                   | 16 500                   | 15 600                     | 21 300                     | 56 300                     | 51 000                     | 53 600                     | 40 700                 | 20400                    |
| LESS THAN ONCE A WEEK...  | 200     | -                       | -                        | -                        | 200                      | -                          | -                          | -                          | -                          | -                          | -                      | ...                      |
| ONCE A WEEK...  | 12 500  | 500                     | 900                      | 200                      | 800                      | 800                        | 2 000                      | 2 200                      | 1 900                      | 2 000                      | 1 200                  | 17500                    |
| TWICE A WEEK OR MORE...   | 267 800 | 6 800                   | 9 200                    | 10 300                   | 15 400                   | 14 600                     | 18 800                     | 53 800                     | 48 500                     | 51 300                     | 39 100                 | 20500                    |
| DON'T KNOW...   | 2 300   | 300                     | 100                      | -                        | 200                      | 200                        | 500                        | 300                        | 500                        | 200                        | 200                    | ...                      |
| NOT REPORTED...   | 500     | -                       | -                        | -                        | -                        | -                          | -                          | -                          | 200                        | 200                        | 200                    | ...                      |
| NO SERVICE...   | 7 500   | 900                     | 600                      | 500                      | -                        | 1 400                      | 500                        | 1 100                      | 1 200                      | 1 100                      | 700                    | 14600                    |
| METHOD OF DISPOSAL:   |         |                         |                          |                          |                          |                            |                            |                            |                            |                            |                        |                          |
| INCINERATOR, TRASH CHUTE, OR COMPACTOR...                                       | 200     | -                       | -                        | -                        | -                        | -                          | -                          | -                          | -                          | 200                        | -                      | ...                      |
| GARBAGE DISPOSAL...   | -       | -                       | -                        | -                        | -                        | -                          | -                          | -                          | -                          | -                          | -                      | ...                      |
| OTHER MEANS...  | 7 100   | 900                     | 500                      | 500                      | -                        | 1 400                      | 300                        | 1 100                      | 1 200                      | 900                        | 300                    | 16300                    |
| NOT REPORTED...   | 300     | -                       | 200                      | -                        | -                        | -                          | 200                        | -                          | -                          | -                          | -                      | ...                      |
| DON'T KNOW...   | 500     | -                       | -                        | -                        | -                        | 200                        | -                          | 200                        | -                          | 200                        | -                      | ...                      |
| NOT REPORTED...   | -       | -                       | -                        | -                        | -                        | -                          | -                          | -                          | -                          | -                          | -                      | ...                      |
| RENTER OCCUPIED...  | 131 800 | 8 500                   | 7 600                    | 10 900                   | 21 700                   | 19 400                     | 13 300                     | 24 700                     | 13 900                     | 8 100                      | 3 700                  | 12200                    |
| WITH SERVICE...   | 126 600 | 8 400                   | 7 200                    | 10 600                   | 20 800                   | 18 600                     | 12 700                     | 23 800                     | 12 900                     | 8 100                      | 3 700                  | 12200                    |
| LESS THAN ONCE A WEEK...  | 100     | -                       | -                        | 100                      | -                        | -                          | -                          | -                          | -                          | -                          | -                      | ...                      |
| ONCE A WEEK...  | 8 700   | 700                     | 600                      | 500                      | 1 500                    | 1 500                      | 800                        | 1 600                      | 800                        | 600                        | 200                    | 11800                    |
| TWICE A WEEK OR MORE...   | 104 300 | 6 700                   | 5 000                    | 8 600                    | 17 700                   | 14 500                     | 10 600                     | 20 200                     | 10 900                     | 6 900                      | 3 400                  | 12500                    |
| DON'T KNOW...   | 13 300  | 900                     | 1 000                    | 1 400                    | 1 500                    | 2 600                      | 1 200                      | 2 000                      | 1 200                      | 1 000                      | 100                    | 11200                    |
| NOT REPORTED...   | 100     | 100                     | -                        | -                        | -                        | -                          | -                          | -                          | -                          | -                          | -                      | ...                      |
| NO SERVICE...   | 4 800   | 200                     | 500                      | 300                      | 900                      | 800                        | 300                        | 900                        | 1 100                      | -                          | -                      | 11500                    |
| METHOD OF DISPOSAL:   |         |                         |                          |                          |                          |                            |                            |                            |                            |                            |                        |                          |
| INCINERATOR, TRASH CHUTE, OR COMPACTOR...                                       | 800     | -                       | 300                      | 200                      | 100                      | 100                        | -                          | -                          | -                          | -                          | -                      | ...                      |
| GARBAGE DISPOSAL...   | 900     | -                       | 200                      | -                        | -                        | 200                        | 100                        | 300                        | 200                        | -                          | -                      | ...                      |
| OTHER MEANS...  | 3 000   | 200                     | -                        | 200                      | 800                      | 500                        | 100                        | 600                        | 700                        | -                          | -                      | ...                      |
| NOT REPORTED...   | 200     | -                       | -                        | -                        | -                        | -                          | -                          | -                          | 200                        | -                          | -                      | ...                      |
| DON'T KNOW...   | 100     | -                       | -                        | -                        | -                        | -                          | 100                        | -                          | -                          | -                          | -                      | ...                      |
| NOT REPORTED...   | 200     | -                       | -                        | -                        | -                        | -                          | 200                        | -                          | -                          | -                          | -                      | ...                      |

TABLE C-1. INCOME OF FAMILIES AND PRIMARY INDIVIDUALS BY OCCUPANCY AND UTILIZATION CHARACTERISTICS AND SERVICES AVAILABLE: 1976--CONTINUED

(DATA BASED ON SAMPLE, SEE TEXT. FOR MINIMUM BASE FOR DERIVED FIGURES (PERCENT, MEDIAN, ETC.) AND MEANING OF SYMBOLS, SEE TEXT)

| STANDARD METROPOLITAN STATISTICAL AREA<br>BALTIMORE, MD.<br>NOT IN CENTRAL CITY | TOTAL   | LESS    | \$3,000 | \$5,000 | \$7,000 | \$10,000 | \$12,500 | \$15,000 | \$20,000 | \$25,000 | \$35,000 | MEDIAN<br>(DOL-<br>LARS) |
|---|---------|---------|---------|---------|---------|----------|----------|----------|----------|----------|----------|--------------------------|
|   |         | THAN    | TO      | TO      | TO      | TO       | TO       | TO       | TO       | TO       | OR       |                          |
|   |         | \$3,000 | \$4,999 | \$6,999 | \$9,999 | \$12,499 | \$14,999 | \$19,999 | \$24,999 | \$34,999 | MORE     |                          |
| EXTERMINATOR SERVICE  |         |         |         |         |         |          |          |          |          |          |          |                          |
| OWNER OCCUPIED . . . . .  | 291 200 | 8 500   | 10 900  | 10 900  | 16 500  | 17 100   | 21 800   | 57 500   | 52 200   | 54 800   | 41 000   | 20200                    |
| OCCUPIED 3 MONTHS OR LONGER . . . . .   | 284 800 | 8 500   | 10 800  | 10 900  | 16 200  | 16 800   | 21 300   | 55 700   | 51 000   | 53 100   | 40 700   | 20200                    |
| NO SIGNS OF MICE OR RATS . . . . .  | 262 200 | 8 000   | 9 800   | 9 800   | 15 000  | 15 400   | 19 900   | 51 600   | 47 700   | 48 600   | 36 300   | 20200                    |
| WITH SIGNS OF MICE OR RATS . . . . .  | 22 000  | 500     | 900     | 1 000   | 1 200   | 1 400    | 1 400    | 4 100    | 2 900    | 4 200    | 4 300    | 20800                    |
| REGULAR EXTERMINATION SERVICE . . . . .   | 900     | -       | -       | -       | -       | 300      | -        | 500      | 200      | -        | -        | ...                      |
| IRREGULAR EXTERMINATION SERVICE . . . . .                                       | 2 800   | -       | -       | 200     | -       | -        | 300      | 500      | 300      | 600      | 900      | ...                      |
| NO EXTERMINATION SERVICE . . . . .  | 17 800  | 500     | 900     | 700     | 1 200   | 900      | 1 100    | 3 100    | 2 500    | 3 600    | 3 200    | 20700                    |
| NOT REPORTED . . . . .  | 500     | -       | -       | 200     | -       | 200      | -        | -        | -        | -        | 200      | ...                      |
| NOT REPORTED . . . . .  | 600     | -       | -       | -       | -       | -        | -        | -        | 300      | 300      | -        | ...                      |
| OCCUPIED LESS THAN 3 MONTHS . . . . .   | 6 400   | -       | 200     | -       | 300     | 300      | 500      | 1 900    | 1 300    | 1 700    | 300      | 20300                    |
| RENTER OCCUPIED   |         |         |         |         |         |          |          |          |          |          |          |                          |
| OCCUPIED 3 MONTHS OR LONGER . . . . .   | 131 800 | 8 500   | 7 600   | 10 900  | 21 700  | 19 400   | 13 300   | 24 700   | 13 900   | 8 100    | 3 700    | 12200                    |
| NO SIGNS OF MICE OR RATS . . . . .  | 119 100 | 7 500   | 6 900   | 10 000  | 19 200  | 17 700   | 12 300   | 22 200   | 12 700   | 7 000    | 3 700    | 12300                    |
| WITH SIGNS OF MICE OR RATS . . . . .  | 110 100 | 7 100   | 6 400   | 9 500   | 17 800  | 16 900   | 11 100   | 20 900   | 10 900   | 6 400    | 3 100    | 12100                    |
| REGULAR EXTERMINATION SERVICE . . . . .   | 8 900   | 300     | 500     | 500     | 1 400   | 800      | 1 200    | 1 300    | 1 800    | 600      | 600      | 14700                    |
| IRREGULAR EXTERMINATION SERVICE . . . . .                                       | 500     | -       | -       | -       | -       | -        | 300      | 200      | -        | -        | -        | ...                      |
| NO EXTERMINATION SERVICE . . . . .  | 1 600   | -       | 200     | -       | -       | 200      | 100      | 600      | 300      | 200      | -        | ...                      |
| NOT REPORTED . . . . .  | 6 600   | 300     | 300     | 500     | 1 200   | 600      | 600      | 500      | 1 500    | 500      | 600      | 14000                    |
| NOT REPORTED . . . . .  | 300     | -       | -       | -       | 200     | -        | 200      | -        | -        | -        | -        | ...                      |
| OCCUPIED LESS THAN 3 MONTHS . . . . .   | 12 700  | 1 100   | 800     | 900     | 2 500   | 1 700    | 900      | 2 500    | 1 200    | 1 100    | -        | 11600                    |

TABLE C-2. INCOME OF FAMILIES AND PRIMARY INDIVIDUALS BY DEFICIENCIES IN SELECTED STRUCTURAL CHARACTERISTICS: 1976

(DATA BASED ON SAMPLE, SEE TEXT. FOR MINIMUM BASE FOR DERIVED FIGURES (PERCENT, MEDIAN, ETC.) AND MEANING OF SYMBOLS, SEE TEXT)

| STANDARD METROPOLITAN STATISTICAL AREA<br>BALTIMORE, MD.<br>NOT IN CENTRAL CITY | TOTAL  | LESS    | \$3,000 | \$5,000 | \$7,000 | \$10,000 | \$12,500 | \$15,000 | \$20,000 | \$25,000 | \$35,000 | MEDIAN<br>(DOL-<br>LARS) |
|---|--------|---------|---------|---------|---------|----------|----------|----------|----------|----------|----------|--------------------------|
|   |        | THAN    | TO      | TO      | TO      | TO       | TO       | TO       | TO       | TO       | OR       |                          |
|   |        | \$3,000 | \$4,999 | \$6,999 | \$9,999 | \$12,499 | \$14,999 | \$19,999 | \$24,999 | \$34,999 | MORE     |                          |
| 2 OR MORE UNITS IN STRUCTURE . . . . .  |        |         |         |         |         |          |          |          |          |          |          |                          |
| 89 300  | 5 800  | 6 500   | 8 800   | 14 900  | 13 500  | 8 300    | 16 100   | 8 400    | 4 900    | 2 100    | 11600    |                          |
| COMMON STAIRWAYS  |        |         |         |         |         |          |          |          |          |          |          |                          |
| OWNER OCCUPIED . . . . .  | 5 100  | 100     | 900     | 300     | 500     | 800      | 500      | 600      | 500      | 500      | 500      | 12300                    |
| WITH COMMON STAIRWAYS . . . . .   | 3 400  | 100     | 800     | 200     | 300     | 500      | 300      | 500      | 200      | 200      | 500      | ...                      |
| NO LOOSE STEPS . . . . .  | 2 600  | 100     | 600     | 200     | 200     | 200      | 300      | 500      | 200      | 200      | 300      | ...                      |
| RAILINGS NOT LOOSE . . . . .  | 2 200  | 100     | 600     | 200     | -       | 200      | 200      | 500      | 200      | 200      | 300      | ...                      |
| RAILINGS LOOSE . . . . .  | -      | -       | -       | -       | -       | -        | -        | -        | -        | -        | -        | ...                      |
| NO RAILINGS . . . . .   | 300    | -       | -       | -       | -       | -        | 100      | -        | 200      | -        | -        | ...                      |
| RAILINGS NOT REPORTED . . . . .   | 200    | -       | -       | -       | 200     | -        | -        | -        | -        | -        | -        | ...                      |
| LOOSE STEPS . . . . .   | 100    | -       | 100     | -       | -       | -        | -        | -        | -        | -        | -        | ...                      |
| RAILINGS NOT LOOSE . . . . .  | -      | -       | -       | -       | -       | -        | -        | -        | -        | -        | -        | ...                      |
| RAILINGS LOOSE . . . . .  | 100    | -       | 100     | -       | -       | -        | -        | -        | -        | -        | -        | ...                      |
| NO RAILINGS . . . . .   | -      | -       | -       | -       | -       | -        | -        | -        | -        | -        | -        | ...                      |
| RAILINGS NOT REPORTED . . . . .   | -      | -       | -       | -       | -       | -        | -        | -        | -        | -        | -        | ...                      |
| STEPS NOT REPORTED . . . . .  | 600    | -       | -       | -       | 200     | 300      | -        | -        | -        | -        | 200      | ...                      |
| NO COMMON STAIRWAYS . . . . .   | 1 700  | -       | 200     | 200     | 100     | 300      | 200      | 200      | 300      | 300      | -        | ...                      |
| RENTER OCCUPIED   |        |         |         |         |         |          |          |          |          |          |          |                          |
| 84 200  | 5 600  | 5 600   | 8 500   | 14 400  | 12 800  | 7 900    | 15 500   | 8 000    | 4 400    | 1 600    | 11600    |                          |
| WITH COMMON STAIRWAYS . . . . .   | 72 800 | 3 800   | 4 400   | 6 900   | 12 500  | 11 500   | 7 200    | 13 400   | 7 200    | 4 400    | 1 600    | 11900                    |
| NO LOOSE STEPS . . . . .  | 66 400 | 3 400   | 4 200   | 6 700   | 10 700  | 10 100   | 6 300    | 12 700   | 6 700    | 3 900    | 1 400    | 12000                    |
| RAILINGS NOT LOOSE . . . . .  | 63 100 | 3 300   | 3 900   | 6 400   | 10 600  | 8 600    | 6 200    | 12 300   | 6 600    | 3 900    | 1 400    | 12100                    |
| RAILINGS LOOSE . . . . .  | 2 000  | -       | 300     | 200     | 100     | 800      | 100      | 300      | 200      | -        | -        | ...                      |
| NO RAILINGS . . . . .   | 1 100  | 200     | -       | 100     | -       | 600      | 100      | 100      | -        | -        | -        | ...                      |
| RAILINGS NOT REPORTED . . . . .   | 200    | -       | -       | -       | -       | 200      | -        | -        | -        | -        | -        | ...                      |
| LOOSE STEPS . . . . .   | 2 000  | -       | -       | -       | 600     | 800      | 200      | 200      | 200      | 200      | -        | ...                      |
| RAILINGS NOT LOOSE . . . . .  | 1 700  | -       | -       | -       | 600     | 600      | 200      | 200      | 200      | -        | -        | ...                      |
| RAILINGS LOOSE . . . . .  | 300    | -       | -       | -       | -       | 200      | -        | -        | -        | -        | -        | ...                      |
| NO RAILINGS . . . . .   | -      | -       | -       | -       | -       | -        | -        | -        | -        | -        | -        | ...                      |
| RAILINGS NOT REPORTED . . . . .   | -      | -       | -       | -       | -       | -        | -        | -        | -        | -        | -        | ...                      |
| STEPS NOT REPORTED . . . . .  | 4 400  | 300     | 200     | 200     | 1 100   | 600      | 800      | 500      | 300      | 300      | 200      | 11900                    |
| NO COMMON STAIRWAYS . . . . .   | 11 400 | 1 900   | 1 200   | 1 600   | 2 000   | 1 300    | 600      | 2 100    | 800      | -        | -        | 8600                     |
| LIGHT FIXTURES IN PUBLIC HALLS  |        |         |         |         |         |          |          |          |          |          |          |                          |
| OWNER OCCUPIED . . . . .  | 5 100  | 100     | 900     | 300     | 500     | 800      | 500      | 600      | 500      | 500      | 500      | 12300                    |
| WITH PUBLIC HALLS . . . . .   | 1 700  | 100     | 600     | -       | -       | -        | 200      | 300      | 200      | 200      | 200      | ...                      |
| WITH LIGHT FIXTURES . . . . .   | 1 700  | 100     | 600     | -       | -       | -        | 200      | 300      | 200      | 200      | 200      | ...                      |
| ALL WORKING . . . . .   | 1 700  | 100     | 600     | -       | -       | -        | 200      | 300      | 200      | 200      | 200      | ...                      |
| SOME WORKING . . . . .  | -      | -       | -       | -       | -       | -        | -        | -        | -        | -        | -        | ...                      |
| NONE WORKING . . . . .  | -      | -       | -       | -       | -       | -        | -        | -        | -        | -        | -        | ...                      |
| NOT REPORTED . . . . .  | -      | -       | -       | -       | -       | -        | -        | -        | -        | -        | -        | ...                      |
| NO LIGHT FIXTURES . . . . .   | -      | -       | -       | -       | -       | -        | -        | -        | -        | -        | -        | ...                      |
| NO PUBLIC HALLS . . . . .   | 2 800  | -       | 300     | 300     | 300     | 500      | 300      | 300      | 300      | 300      | 200      | ...                      |
| NOT REPORTED . . . . .  | 600    | -       | -       | -       | 200     | 300      | -        | -        | -        | -        | 200      | ...                      |
| RENTER OCCUPIED   |        |         |         |         |         |          |          |          |          |          |          |                          |
| 84 200  | 5 600  | 5 600   | 8 500   | 14 400  | 12 800  | 7 900    | 15 500   | 8 000    | 4 400    | 1 600    | 11600    |                          |
| WITH PUBLIC HALLS . . . . .   | 64 900 | 3 100   | 4 100   | 5 500   | 10 900  | 9 900    | 6 100    | 12 700   | 7 100    | 4 100    | 1 400    | 12200                    |
| WITH LIGHT FIXTURES . . . . .   | 64 700 | 3 100   | 4 100   | 5 500   | 10 900  | 9 900    | 6 100    | 12 700   | 7 100    | 3 900    | 1 400    | 12200                    |
| ALL WORKING . . . . .   | 58 400 | 2 700   | 3 600   | 5 200   | 8 900   | 8 300    | 6 000    | 12 000   | 6 600    | 3 800    | 1 400    | 12700                    |
| SOME WORKING . . . . .  | 4 900  | 100     | 300     | 300     | 1 700   | 1 200    | 100      | 600      | 300      | 200      | -        | 10000                    |
| NONE WORKING . . . . .  | 900    | 200     | 100     | -       | 300     | 100      | -        | 200      | -        | -        | -        | ...                      |
| NOT REPORTED . . . . .  | 500    | 200     | -       | -       | -       | 200      | -        | -        | 200      | -        | -        | ...                      |
| NO LIGHT FIXTURES . . . . .   | 200    | -       | -       | -       | -       | -        | -        | -        | -        | -        | -        | ...                      |
| NO PUBLIC HALLS . . . . .   | 15 100 | 2 200   | 1 400   | 2 800   | 2 400   | 2 300    | 900      | 2 500    | 600      | 300      | -        | 8500                     |
| NOT REPORTED . . . . .  | 4 200  | 300     | 200     | 200     | 1 100   | 600      | 800      | 300      | 300      | 300      | 200      | 11600                    |
| STORIES BETWEEN MAIN AND APARTMENT ENTRANCES                                    |        |         |         |         |         |          |          |          |          |          |          |                          |
| NONE (ON SAME FLOOR) . . . . .  | 17 900 | 2 200   | 2 500   | 2 300   | 2 100   | 2 600    | 1 100    | 2 900    | 1 400    | 500      | 300      | 9800                     |
| 1 (UP OR DOWN) . . . . .  | 49 500 | 2 700   | 2 700   | 4 400   | 8 800   | 8 000    | 4 500    | 9 800    | 5 000    | 2 600    | 1 100    | 11900                    |
| 2 OR MORE (UP OR DOWN) . . . . .  | 16 100 | 300     | 500     | 1 400   | 3 100   | 2 200    | 2 200    | 2 500    | 1 700    | 1 700    | 500      | 13200                    |
| NOT REPORTED . . . . .  | 5 700  | 600     | 900     | 600     | 800     | 800      | 600      | 900      | 300      | -        | 200      | 9600                     |
| 1-UNIT STRUCTURES INCLUDING MOBILE HOMES<br>OR TRAILERS . . . . .               |        |         |         |         |         |          |          |          |          |          |          |                          |
| 333 700   | 11 200 | 12 000  | 13 000  | 23 300  | 22 900  | 26 700   | 66 100   | 57 700   | 58 100   | 42 600   | 19400    |                          |



TABLE C-2. INCOME OF FAMILIES AND PRIMARY INDIVIDUALS BY DEFICIENCIES IN SELECTED STRUCTURAL CHARACTERISTICS: 1976--CONTINUED

(DATA BASED ON SAMPLE, SEE TEXT. FOR MINIMUM BASE FOR DERIVED FIGURES (PERCENT, MEDIAN, ETC.) AND MEANING OF SYMBOLS, SEE TEXT)

| STANDARD METROPOLITAN STATISTICAL AREA<br>BALTIMORE, MD.<br>NOT IN CENTRAL CITY | TOTAL   | LESS<br>THAN<br>\$3,000 | \$3,000<br>TO<br>\$4,999 | \$5,000<br>TO<br>\$6,999 | \$7,000<br>TO<br>\$9,999 | \$10,000<br>TO<br>\$12,499 | \$12,500<br>TO<br>\$14,999 | \$15,000<br>TO<br>\$19,999 | \$20,000<br>TO<br>\$24,999 | \$25,000<br>TO<br>\$34,999 | \$35,000<br>OR<br>MORE | MEDIAN<br>(DOL-<br>LARS) |
|---|---------|-------------------------|--------------------------|--------------------------|--------------------------|----------------------------|----------------------------|----------------------------|----------------------------|----------------------------|------------------------|--------------------------|
| ALL OCCUPIED HOUSING UNITS . . . . .  | 423 000 | 17 000                  | 18 500                   | 21 800                   | 38 200                   | 36 500                     | 35 000                     | 82 200                     | 66 200                     | 63 000                     | 44 600                 | 17700                    |
| ELECTRIC WIRING   |         |                         |                          |                          |                          |                            |                            |                            |                            |                            |                        |                          |
| OWNER OCCUPIED . . . . .  | 291 200 | 8 500                   | 10 900                   | 10 900                   | 16 500                   | 17 100                     | 21 800                     | 57 500                     | 52 200                     | 54 800                     | 41 000                 | 20200                    |
| ALL WIRING CONCEALED IN WALLS OR METAL COVERING . . . . .                       | 288 400 | 8 300                   | 10 600                   | 10 700                   | 16 500                   | 17 000                     | 21 600                     | 57 100                     | 52 100                     | 54 100                     | 40 500                 | 20200                    |
| SOME OR ALL WIRING EXPOSED . . . . .  | 2 800   | 200                     | 300                      | 200                      | -                        | 100                        | 200                        | 500                        | 200                        | 800                        | 500                    | ...                      |
| NOT REPORTED . . . . .  | -       | -                       | -                        | -                        | -                        | -                          | -                          | -                          | -                          | -                          | -                      | ...                      |
| RENTER OCCUPIED . . . . .   | 131 800 | 8 500                   | 7 600                    | 10 900                   | 21 700                   | 19 400                     | 13 300                     | 24 700                     | 13 900                     | 8 100                      | 3 700                  | 12200                    |
| ALL WIRING CONCEALED IN WALLS OR METAL COVERING . . . . .                       | 130 600 | 8 200                   | 7 600                    | 10 900                   | 21 500                   | 19 100                     | 13 100                     | 24 500                     | 13 900                     | 8 100                      | 3 500                  | 12200                    |
| SOME OR ALL WIRING EXPOSED . . . . .  | 1 200   | 300                     | -                        | -                        | 100                      | 300                        | 200                        | 200                        | -                          | -                          | 100                    | ...                      |
| NOT REPORTED . . . . .  | -       | -                       | -                        | -                        | -                        | -                          | -                          | -                          | -                          | -                          | -                      | ...                      |
| ELECTRIC WALL OUTLETS   |         |                         |                          |                          |                          |                            |                            |                            |                            |                            |                        |                          |
| OWNER OCCUPIED . . . . .  | 291 200 | 8 500                   | 10 900                   | 10 900                   | 16 500                   | 17 100                     | 21 800                     | 57 500                     | 52 200                     | 54 800                     | 41 000                 | 20200                    |
| WITH WORKING OUTLETS IN EACH ROOM . . . . .                                     | 285 100 | 8 000                   | 10 000                   | 10 000                   | 15 900                   | 16 500                     | 21 400                     | 56 300                     | 52 100                     | 54 400                     | 40 500                 | 20400                    |
| LACKING WORKING OUTLETS IN SOME OR ALL ROOMS . . . . .                          | 6 000   | 400                     | 900                      | 900                      | 600                      | 600                        | 300                        | 1 200                      | 200                        | 500                        | 300                    | 10400                    |
| NOT REPORTED . . . . .  | 200     | -                       | -                        | -                        | -                        | -                          | -                          | -                          | -                          | -                          | 200                    | ...                      |
| RENTER OCCUPIED . . . . .   | 131 800 | 8 500                   | 7 600                    | 10 900                   | 21 700                   | 19 400                     | 13 300                     | 24 700                     | 13 900                     | 8 100                      | 3 700                  | 12200                    |
| WITH WORKING OUTLETS IN EACH ROOM . . . . .                                     | 129 000 | 8 200                   | 7 200                    | 10 600                   | 21 400                   | 18 800                     | 13 000                     | 24 400                     | 13 800                     | 8 100                      | 3 700                  | 12300                    |
| LACKING WORKING OUTLETS IN SOME OR ALL ROOMS . . . . .                          | 2 800   | 300                     | 500                      | 300                      | 300                      | 600                        | 300                        | 300                        | 200                        | -                          | -                      | ...                      |
| NOT REPORTED . . . . .  | -       | -                       | -                        | -                        | -                        | -                          | -                          | -                          | -                          | -                          | -                      | ...                      |
| BASEMENT  |         |                         |                          |                          |                          |                            |                            |                            |                            |                            |                        |                          |
| OWNER OCCUPIED . . . . .  | 291 200 | 8 500                   | 10 900                   | 10 900                   | 16 500                   | 17 100                     | 21 800                     | 57 500                     | 52 200                     | 54 800                     | 41 000                 | 20200                    |
| WITH BASEMENT . . . . .   | 228 500 | 6 500                   | 7 700                    | 8 900                    | 12 100                   | 12 500                     | 15 600                     | 43 900                     | 43 600                     | 45 200                     | 32 600                 | 20800                    |
| NO WATER LEAKAGE . . . . .  | 193 300 | 5 600                   | 6 200                    | 7 400                    | 10 800                   | 10 000                     | 12 800                     | 35 700                     | 38 000                     | 39 600                     | 27 200                 | 21100                    |
| WITH WATER LEAKAGE . . . . .  | 34 200  | 900                     | 1 500                    | 1 500                    | 1 200                    | 2 500                      | 2 600                      | 7 900                      | 5 300                      | 5 400                      | 5 300                  | 19300                    |
| DON'T KNOW . . . . .  | 800     | -                       | -                        | -                        | -                        | -                          | 200                        | 200                        | 300                        | 200                        | 200                    | ...                      |
| NOT REPORTED . . . . .  | 300     | -                       | -                        | -                        | -                        | -                          | -                          | 200                        | -                          | 200                        | -                      | ...                      |
| NO BASEMENT . . . . .   | 62 700  | 2 000                   | 3 200                    | 2 000                    | 4 400                    | 4 600                      | 6 200                      | 13 600                     | 8 700                      | 9 600                      | 8 400                  | 18300                    |
| RENTER OCCUPIED . . . . .   | 131 800 | 8 500                   | 7 600                    | 10 900                   | 21 700                   | 19 400                     | 13 300                     | 24 700                     | 13 900                     | 8 100                      | 3 700                  | 12200                    |
| WITH BASEMENT . . . . .   | 64 200  | 3 700                   | 3 700                    | 5 100                    | 9 900                    | 9 600                      | 6 500                      | 10 900                     | 7 500                      | 4 700                      | 2 600                  | 12500                    |
| NO WATER LEAKAGE . . . . .  | 45 700  | 2 200                   | 2 500                    | 3 100                    | 6 100                    | 6 100                      | 4 800                      | 9 300                      | 5 700                      | 3 700                      | 2 100                  | 14000                    |
| WITH WATER LEAKAGE . . . . .  | 8 000   | 500                     | 500                      | 400                      | 1 200                    | 1 100                      | 1 400                      | 600                        | 1 200                      | 800                        | 300                    | 13100                    |
| DON'T KNOW . . . . .  | 10 200  | 1 100                   | 800                      | 1 600                    | 2 300                    | 2 300                      | 300                        | 900                        | 600                        | 200                        | 200                    | 9200                     |
| NOT REPORTED . . . . .  | 300     | -                       | -                        | -                        | 200                      | 200                        | -                          | -                          | -                          | -                          | -                      | ...                      |
| NO BASEMENT . . . . .   | 67 600  | 4 800                   | 3 900                    | 5 800                    | 11 800                   | 9 800                      | 6 800                      | 13 800                     | 6 400                      | 3 400                      | 1 100                  | 11900                    |
| ROOF  |         |                         |                          |                          |                          |                            |                            |                            |                            |                            |                        |                          |
| OWNER OCCUPIED . . . . .  | 291 200 | 8 500                   | 10 900                   | 10 900                   | 16 500                   | 17 100                     | 21 800                     | 57 500                     | 52 200                     | 54 800                     | 41 000                 | 20200                    |
| NO WATER LEAKAGE . . . . .  | 276 400 | 8 000                   | 10 000                   | 10 100                   | 16 200                   | 16 700                     | 20 700                     | 53 900                     | 49 100                     | 52 500                     | 39 300                 | 20300                    |
| WITH WATER LEAKAGE . . . . .  | 13 500  | 300                     | 900                      | 800                      | 300                      | 500                        | 1 100                      | 3 200                      | 2 600                      | 2 300                      | 1 500                  | 19600                    |
| DON'T KNOW . . . . .  | 900     | 200                     | -                        | -                        | -                        | -                          | -                          | 300                        | 300                        | 300                        | 200                    | ...                      |
| NOT REPORTED . . . . .  | 300     | -                       | -                        | -                        | -                        | -                          | -                          | 200                        | 200                        | -                          | -                      | ...                      |
| RENTER OCCUPIED . . . . .   | 131 800 | 8 500                   | 7 600                    | 10 900                   | 21 700                   | 19 400                     | 13 300                     | 24 700                     | 13 900                     | 8 100                      | 3 700                  | 12200                    |
| NO WATER LEAKAGE . . . . .  | 110 900 | 7 000                   | 6 800                    | 8 600                    | 18 300                   | 16 300                     | 11 900                     | 20 900                     | 11 000                     | 6 700                      | 3 500                  | 12300                    |
| WITH WATER LEAKAGE . . . . .  | 6 500   | 900                     | 200                      | 800                      | 900                      | 900                        | 900                        | 600                        | 800                        | 500                        | -                      | 11300                    |
| DON'T KNOW . . . . .  | 14 200  | 600                     | 600                      | 1 600                    | 2 500                    | 2 000                      | 500                        | 3 100                      | 2 200                      | 900                        | 200                    | 12200                    |
| NOT REPORTED . . . . .  | 100     | -                       | -                        | -                        | -                        | 100                        | -                          | -                          | -                          | -                          | -                      | ...                      |
| INTERIOR CEILINGS AND WALLS   |         |                         |                          |                          |                          |                            |                            |                            |                            |                            |                        |                          |
| OWNER OCCUPIED . . . . .  | 291 200 | 8 500                   | 10 900                   | 10 900                   | 16 500                   | 17 100                     | 21 800                     | 57 500                     | 52 200                     | 54 800                     | 41 000                 | 20200                    |
| OPEN CRACKS OR HOLES: . . . . .   | 280 100 | 8 000                   | 10 300                   | 9 700                    | 16 200                   | 16 000                     | 21 000                     | 55 700                     | 50 500                     | 52 500                     | 40 200                 | 20300                    |
| NO OPEN CRACKS OR HOLES . . . . .   | 11 100  | 400                     | 600                      | 1 200                    | 300                      | 1 100                      | 800                        | 1 900                      | 1 700                      | 2 300                      | 800                    | 18000                    |
| NOT REPORTED . . . . .  | -       | -                       | -                        | -                        | -                        | -                          | -                          | -                          | -                          | -                          | -                      | ...                      |
| BROKEN PLASTER: . . . . .   | 285 900 | 8 300                   | 10 600                   | 10 300                   | 16 000                   | 16 700                     | 20 800                     | 56 800                     | 51 600                     | 54 500                     | 40 300                 | 20300                    |
| NO BROKEN PLASTER . . . . .   | 5 300   | 200                     | 300                      | 600                      | 500                      | 500                        | 900                        | 800                        | 600                        | 300                        | 600                    | 14200                    |
| WITH BROKEN PLASTER . . . . .   | -       | -                       | -                        | -                        | -                        | -                          | -                          | -                          | -                          | -                          | -                      | ...                      |
| NOT REPORTED . . . . .  | -       | -                       | -                        | -                        | -                        | -                          | -                          | -                          | -                          | -                          | -                      | ...                      |
| PEELING PAINT: . . . . .  | 286 000 | 8 300                   | 10 600                   | 10 100                   | 16 500                   | 16 700                     | 21 000                     | 56 800                     | 51 400                     | 54 200                     | 40 300                 | 20300                    |
| NO PEELING PAINT . . . . .  | 5 100   | 200                     | 200                      | 800                      | 500                      | 500                        | 800                        | 800                        | 800                        | 600                        | 600                    | 14600                    |
| WITH PEELING PAINT . . . . .  | 200     | -                       | 200                      | -                        | -                        | -                          | -                          | -                          | -                          | -                          | -                      | ...                      |
| NOT REPORTED . . . . .  | -       | -                       | -                        | -                        | -                        | -                          | -                          | -                          | -                          | -                          | -                      | ...                      |
| RENTER OCCUPIED . . . . .   | 131 800 | 8 500                   | 7 600                    | 10 900                   | 21 700                   | 19 400                     | 13 300                     | 24 700                     | 13 900                     | 8 100                      | 3 700                  | 12200                    |
| OPEN CRACKS OR HOLES: . . . . .   | 119 800 | 7 900                   | 6 900                    | 9 300                    | 19 400                   | 18 000                     | 11 400                     | 23 100                     | 12 400                     | 7 800                      | 3 500                  | 12300                    |
| NO OPEN CRACKS OR HOLES . . . . .   | 12 000  | 600                     | 800                      | 1 600                    | 2 300                    | 1 400                      | 1 000                      | 1 500                      | 1 500                      | 300                        | 200                    | 11300                    |
| NOT REPORTED . . . . .  | -       | -                       | -                        | -                        | -                        | -                          | -                          | -                          | -                          | -                          | -                      | ...                      |
| BROKEN PLASTER: . . . . .   | 126 200 | 8 100                   | 7 200                    | 10 100                   | 20 500                   | 19 200                     | 12 300                     | 23 600                     | 13 600                     | 8 100                      | 3 500                  | 12300                    |
| NO BROKEN PLASTER . . . . .   | 5 600   | 500                     | 500                      | 800                      | 1 200                    | 200                        | 900                        | 1 100                      | 300                        | 100                        | 100                    | 9600                     |
| WITH BROKEN PLASTER . . . . .   | -       | -                       | -                        | -                        | -                        | -                          | -                          | -                          | -                          | -                          | -                      | ...                      |
| NOT REPORTED . . . . .  | -       | -                       | -                        | -                        | -                        | -                          | -                          | -                          | -                          | -                          | -                      | ...                      |
| PEELING PAINT: . . . . .  | 126 800 | 8 100                   | 7 000                    | 10 400                   | 20 900                   | 19 100                     | 12 800                     | 24 000                     | 13 300                     | 7 800                      | 3 400                  | 12200                    |
| NO PEELING PAINT . . . . .  | 4 900   | 500                     | 600                      | 500                      | 800                      | 300                        | 500                        | 600                        | 600                        | 300                        | 300                    | 11200                    |
| WITH PEELING PAINT . . . . .  | -       | -                       | -                        | -                        | -                        | -                          | -                          | -                          | -                          | -                          | -                      | ...                      |
| NOT REPORTED . . . . .  | -       | -                       | -                        | -                        | -                        | -                          | -                          | -                          | -                          | -                          | -                      | ...                      |
| INTERIOR FLOORS   |         |                         |                          |                          |                          |                            |                            |                            |                            |                            |                        |                          |
| OWNER OCCUPIED . . . . .  | 291 200 | 8 500                   | 10 900                   | 10 900                   | 16 500                   | 17 100                     | 21 800                     | 57 500                     | 52 200                     | 54 800                     | 41 000                 | 20200                    |
| NO HOLES IN FLOOR . . . . .   | 288 000 | 8 000                   | 10 800                   | 10 300                   | 16 500                   | 17 000                     | 21 500                     | 57 200                     | 51 600                     | 54 500                     | 40 600                 | 20300                    |
| WITH HOLES IN FLOOR . . . . .   | 2 200   | 300                     | 500                      | 500                      | 200                      | 200                        | 300                        | 200                        | 500                        | 200                        | 200                    | ...                      |
| NOT REPORTED . . . . .  | 1 100   | 200                     | 200                      | 200                      | -                        | -                          | -                          | 200                        | 200                        | 200                        | 200                    | ...                      |
| RENTER OCCUPIED . . . . .   | 131 800 | 8 500                   | 7 600                    | 10 900                   | 21 700                   | 19 400                     | 13 300                     | 24 700                     | 13 900                     | 8 100                      | 3 700                  | 12200                    |
| NO HOLES IN FLOOR . . . . .   | 128 100 | 8 500                   | 7 500                    | 10 200                   | 21 400                   | 18 300                     | 13 000                     | 24 400                     | 13 300                     | 8 000                      | 3 700                  | 12300                    |
| WITH HOLES IN FLOOR . . . . .   | 3 200   | -                       | 200                      | 600                      | 300                      | 1 100                      | 300                        | 100                        | 400                        | 200                        | -                      | ...                      |
| NOT REPORTED . . . . .  | 500     | -                       | -                        | 200                      | -                        | -                          | -                          | 100                        | 200                        | -                          | -                      | ...                      |

TABLE C-2. INCOME OF FAMILIES AND PRIMARY INDIVIDUALS BY DEFICIENCIES IN SELECTED STRUCTURAL CHARACTERISTICS: 1976--CONTINUED

(DATA BASED ON SAMPLE, SEE TEXT. FOR MINIMUM BASE FOR DERIVED FIGURES (PERCENT, MEDIAN, ETC.) AND MEANING OF SYMBOLS, SEE TEXT)

| STANDARD METROPOLITAN STATISTICAL AREA<br>BALTIMORE, MD.<br>NOT IN CENTRAL CITY | TOTAL   | LESS<br>THAN<br>\$3,000 | \$3,000<br>TO<br>\$4,999 | \$5,000<br>TO<br>\$6,999 | \$7,000<br>TO<br>\$9,999 | \$10,000<br>TO<br>\$12,499 | \$12,500<br>TO<br>\$14,999 | \$15,000<br>TO<br>\$19,999 | \$20,000<br>TO<br>\$24,999 | \$25,000<br>TO<br>\$34,999 | \$35,000<br>OR<br>MORE | MEDIAN<br>(DOL-<br>LARS) |
|---|---------|-------------------------|--------------------------|--------------------------|--------------------------|----------------------------|----------------------------|----------------------------|----------------------------|----------------------------|------------------------|--------------------------|
| ALL OCCUPIED HOUSING UNITS--CONTINUED   |         |                         |                          |                          |                          |                            |                            |                            |                            |                            |                        |                          |
| SELECTED STRUCTURAL DEFICIENCIES AND WISH TO MOVE                               |         |                         |                          |                          |                          |                            |                            |                            |                            |                            |                        |                          |
| OWNER OCCUPIED . . . . .  | 291 200 | 8 500                   | 10 900                   | 10 900                   | 16 500                   | 17 100                     | 21 800                     | 57 500                     | 52 200                     | 54 800                     | 41 000                 | 20200                    |
| WITH STRUCTURAL DEFICIENCIES . . . . .  | 55 400  | 1 500                   | 2 100                    | 2 800                    | 2 000                    | 3 700                      | 5 100                      | 12 100                     | 9 800                      | 9 600                      | 6 800                  | 19400                    |
| HOUSEHOLD WOULD LIKE TO MOVE . . . . .  | 1 300   | 200                     | -                        | -                        | -                        | -                          | -                          | 300                        | 200                        | 500                        | 200                    | ...                      |
| BECAUSE OF 1 CONDITION . . . . .  | 600     | -                       | -                        | -                        | -                        | -                          | -                          | 200                        | 200                        | 300                        | -                      | ...                      |
| BECAUSE OF 2 CONDITIONS . . . . .   | 500     | 200                     | -                        | -                        | -                        | -                          | -                          | 200                        | -                          | -                          | 200                    | ...                      |
| BECAUSE OF 3 OR MORE CONDITIONS . . . . .                                       | 200     | -                       | -                        | -                        | -                        | -                          | -                          | -                          | -                          | 200                        | -                      | ...                      |
| HOUSEHOLD WOULD NOT LIKE TO MOVE . . . . .                                      | 51 900  | 1 300                   | 2 100                    | 2 800                    | 2 000                    | 3 700                      | 4 700                      | 11 400                     | 9 300                      | 8 400                      | 6 200                  | 19100                    |
| NOT REPORTED . . . . .  | 2 300   | -                       | -                        | -                        | -                        | -                          | -                          | 500                        | 300                        | 800                        | 500                    | ...                      |
| NO STRUCTURAL DEFICIENCIES . . . . .  | 235 800 | 7 000                   | 8 800                    | 8 100                    | 14 500                   | 13 400                     | 16 600                     | 45 500                     | 42 500                     | 45 200                     | 34 100                 | 20500                    |
| NOT REPORTED . . . . .  | -       | -                       | -                        | -                        | -                        | -                          | -                          | -                          | -                          | -                          | -                      | -                        |
| RENTER OCCUPIED . . . . .   | 131 800 | 8 500                   | 7 600                    | 10 900                   | 21 700                   | 19 400                     | 13 300                     | 24 700                     | 13 900                     | 8 100                      | 3 700                  | 12200                    |
| WITH STRUCTURAL DEFICIENCIES . . . . .  | 27 700  | 2 000                   | 1 500                    | 2 500                    | 5 500                    | 3 400                      | 4 000                      | 3 700                      | 2 900                      | 1 600                      | 600                    | 11700                    |
| HOUSEHOLD WOULD LIKE TO MOVE . . . . .  | 2 800   | 100                     | 300                      | 200                      | 600                      | 200                        | 600                        | 500                        | 300                        | -                          | -                      | ...                      |
| BECAUSE OF 1 CONDITION . . . . .  | 1 100   | 100                     | 300                      | -                        | 200                      | 200                        | -                          | 300                        | -                          | -                          | -                      | ...                      |
| BECAUSE OF 2 CONDITIONS . . . . .   | 1 100   | -                       | -                        | -                        | 500                      | -                          | 300                        | -                          | 300                        | -                          | -                      | ...                      |
| BECAUSE OF 3 OR MORE CONDITIONS . . . . .                                       | 600     | -                       | -                        | 200                      | -                        | -                          | 300                        | 100                        | -                          | -                          | -                      | ...                      |
| HOUSEHOLD WOULD NOT LIKE TO MOVE . . . . .                                      | 23 700  | 1 700                   | 1 200                    | 2 300                    | 4 500                    | 3 100                      | 3 200                      | 3 200                      | 2 600                      | 1 400                      | 500                    | 11700                    |
| NOT REPORTED . . . . .  | 1 200   | 100                     | -                        | -                        | 500                      | 100                        | 200                        | -                          | -                          | 200                        | 200                    | ...                      |
| NO STRUCTURAL DEFICIENCIES . . . . .  | 104 100 | 6 500                   | 6 100                    | 8 400                    | 16 100                   | 16 000                     | 9 300                      | 21 000                     | 11 000                     | 6 500                      | 3 100                  | 12300                    |
| NOT REPORTED . . . . .  | -       | -                       | -                        | -                        | -                        | -                          | -                          | -                          | -                          | -                          | -                      | -                        |
| OVERALL OPINION OF STRUCTURE  |         |                         |                          |                          |                          |                            |                            |                            |                            |                            |                        |                          |
| OWNER OCCUPIED . . . . .  | 291 200 | 8 500                   | 10 900                   | 10 900                   | 16 500                   | 17 100                     | 21 800                     | 57 500                     | 52 200                     | 54 800                     | 41 000                 | 20200                    |
| EXCELLENT . . . . .   | 147 700 | 3 300                   | 5 100                    | 5 600                    | 8 500                    | 7 700                      | 9 300                      | 26 500                     | 24 500                     | 30 000                     | 27 300                 | 21600                    |
| GOOD . . . . .  | 120 500 | 4 100                   | 4 500                    | 4 400                    | 6 400                    | 7 600                      | 10 900                     | 25 600                     | 24 100                     | 21 100                     | 11 800                 | 19400                    |
| FAIR . . . . .  | 20 600  | 800                     | 1 400                    | 800                      | 1 500                    | 1 900                      | 1 400                      | 5 300                      | 3 200                      | 2 900                      | 1 400                  | 17400                    |
| POOR . . . . .  | 1 500   | 300                     | -                        | 200                      | -                        | -                          | 200                        | 200                        | 200                        | 600                        | -                      | ...                      |
| NOT REPORTED . . . . .  | 900     | -                       | -                        | -                        | 200                      | -                          | -                          | -                          | 200                        | 200                        | 500                    | ...                      |
| RENTER OCCUPIED . . . . .   | 131 800 | 8 500                   | 7 600                    | 10 900                   | 21 700                   | 19 400                     | 13 300                     | 24 700                     | 13 900                     | 8 100                      | 3 700                  | 12200                    |
| EXCELLENT . . . . .   | 37 900  | 1 700                   | 3 000                    | 2 800                    | 5 600                    | 4 900                      | 3 200                      | 7 000                      | 4 100                      | 3 300                      | 2 300                  | 13200                    |
| GOOD . . . . .  | 59 000  | 4 800                   | 4 600                    | 4 600                    | 9 900                    | 8 300                      | 6 300                      | 12 700                     | 5 700                      | 3 500                      | 900                    | 12400                    |
| FAIR . . . . .  | 28 600  | 1 200                   | 2 200                    | 2 800                    | 5 300                    | 5 500                      | 2 600                      | 4 000                      | 3 400                      | 1 300                      | 300                    | 11300                    |
| POOR . . . . .  | 5 600   | 300                     | 100                      | 800                      | 900                      | 600                        | 1 100                      | 900                        | 600                        | 200                        | -                      | 12500                    |
| NOT REPORTED . . . . .  | 800     | 500                     | -                        | -                        | -                        | -                          | -                          | 200                        | -                          | 200                        | -                      | ...                      |

TABLE C-3. INCOME OF FAMILIES AND PRIMARY INDIVIDUALS BY FAILURES IN PLUMBING FACILITIES AND EQUIPMENT: 1976

(DATA BASED ON SAMPLE, SEE TEXT. FOR MINIMUM BASE FOR DERIVED FIGURES (PERCENT, MEDIAN, ETC.) AND MEANING OF SYMBOLS, SEE TEXT)

| STANDARD METROPOLITAN STATISTICAL AREA<br>BALTIMORE, MD.<br>NOT IN CENTRAL CITY | TOTAL   | LESS<br>THAN<br>\$3,000 | \$3,000<br>TO<br>\$4,999 | \$5,000<br>TO<br>\$6,999 | \$7,000<br>TO<br>\$9,999 | \$10,000<br>TO<br>\$12,499 | \$12,500<br>TO<br>\$14,999 | \$15,000<br>TO<br>\$19,999 | \$20,000<br>TO<br>\$24,999 | \$25,000<br>TO<br>\$34,999 | \$35,000<br>OR<br>MORE | MEDIAN<br>(DOL-<br>LARS) |
|---|---------|-------------------------|--------------------------|--------------------------|--------------------------|----------------------------|----------------------------|----------------------------|----------------------------|----------------------------|------------------------|--------------------------|
| UNITS OCCUPIED 3 MONTHS OR LONGER . . . . .                                     |         |                         |                          |                          |                          |                            |                            |                            |                            |                            |                        |                          |
| 403 900   | 15 900  | 17 600                  | 20 900                   | 35 400                   | 34 500                   | 33 600                     | 77 900                     | 63 700                     | 60 200                     | 44 300                     | 17800                  |                          |
| WATER SUPPLY  |         |                         |                          |                          |                          |                            |                            |                            |                            |                            |                        |                          |
| OWNER OCCUPIED . . . . .  | 284 800 | 8 500                   | 10 800                   | 10 900                   | 16 200                   | 16 800                     | 21 300                     | 55 700                     | 51 000                     | 53 100                     | 40 700                 | 20200                    |
| WITH PIPED WATER INSIDE STRUCTURE . . . . .                                     | 283 900 | 8 300                   | 10 300                   | 10 900                   | 16 200                   | 16 700                     | 21 300                     | 55 500                     | 51 000                     | 53 100                     | 40 700                 | 20300                    |
| NO BREAKDOWNS . . . . .   | 274 200 | 7 400                   | 10 000                   | 10 600                   | 15 300                   | 15 900                     | 20 100                     | 54 900                     | 49 300                     | 51 900                     | 38 900                 | 20300                    |
| WITH BREAKDOWNS . . . . .   | 8 200   | 800                     | 100                      | 300                      | 500                      | 500                        | 1 100                      | 600                        | 1 500                      | 1 100                      | 1 700                  | 20800                    |
| UNUSABLE 6 CONSECUTIVE HOURS OR LONGER:   |         |                         |                          |                          |                          |                            |                            |                            |                            |                            |                        |                          |
| 1 TIME . . . . .  | 6 500   | 500                     | 100                      | 300                      | 500                      | 300                        | 600                        | 500                        | 1 200                      | 800                        | 1 700                  | 21900                    |
| 2 TIMES . . . . .   | 500     | -                       | -                        | -                        | -                        | -                          | 200                        | -                          | -                          | 300                        | -                      | ...                      |
| 3 TIMES OR MORE . . . . .   | 1 200   | 300                     | -                        | -                        | -                        | 200                        | 300                        | 200                        | 300                        | -                          | -                      | ...                      |
| NOT REPORTED . . . . .  | -       | -                       | -                        | -                        | -                        | -                          | -                          | -                          | -                          | -                          | -                      | ...                      |
| DON'T KNOW . . . . .  | 900     | 100                     | 200                      | -                        | -                        | 300                        | 200                        | -                          | 200                        | -                          | -                      | ...                      |
| NOT REPORTED . . . . .  | 600     | -                       | -                        | -                        | 400                      | -                          | -                          | -                          | -                          | 200                        | -                      | ...                      |
| REASON FOR BREAKDOWN:   |         |                         |                          |                          |                          |                            |                            |                            |                            |                            |                        |                          |
| PROBLEMS INSIDE BUILDING . . . . .  | 1 200   | -                       | -                        | -                        | 300                      | -                          | 200                        | -                          | 200                        | 200                        | 500                    | ...                      |
| PROBLEMS OUTSIDE BUILDING . . . . .   | 6 900   | 800                     | 100                      | 300                      | 200                      | 500                        | 900                        | 600                        | 1 400                      | 900                        | 1 200                  | 20300                    |
| NOT REPORTED . . . . .  | -       | -                       | -                        | -                        | -                        | -                          | -                          | -                          | -                          | -                          | -                      | ...                      |
| NO PIPED WATER INSIDE STRUCTURE . . . . .                                       | 900     | 100                     | 500                      | -                        | -                        | 100                        | -                          | 100                        | -                          | -                          | -                      | ...                      |
| RENTER OCCUPIED . . . . .   | 119 100 | 7 500                   | 6 900                    | 10 000                   | 19 200                   | 17 700                     | 12 300                     | 22 200                     | 12 700                     | 7 000                      | 3 700                  | 12300                    |
| WITH PIPED WATER INSIDE STRUCTURE . . . . .                                     | 118 200 | 7 300                   | 6 700                    | 9 700                    | 18 900                   | 17 700                     | 12 300                     | 22 200                     | 12 700                     | 7 000                      | 3 700                  | 12300                    |
| NO BREAKDOWNS . . . . .   | 111 800 | 7 100                   | 6 500                    | 9 400                    | 17 000                   | 16 900                     | 11 600                     | 20 800                     | 12 500                     | 6 300                      | 3 700                  | 12300                    |
| WITH BREAKDOWNS . . . . .   | 5 300   | 200                     | 200                      | 300                      | 1 600                    | 800                        | 600                        | 900                        | 200                        | 600                        | -                      | 11500                    |
| UNUSABLE 6 CONSECUTIVE HOURS OR LONGER:   |         |                         |                          |                          |                          |                            |                            |                            |                            |                            |                        |                          |
| 1 TIME . . . . .  | 3 600   | -                       | 200                      | 300                      | 1 100                    | 500                        | 300                        | 800                        | 200                        | 300                        | -                      | ...                      |
| 2 TIMES . . . . .   | 600     | -                       | -                        | -                        | 200                      | 300                        | 200                        | -                          | -                          | -                          | -                      | ...                      |
| 3 TIMES OR MORE . . . . .   | 1 100   | 200                     | -                        | -                        | 300                      | -                          | 100                        | 200                        | -                          | 300                        | -                      | ...                      |
| NOT REPORTED . . . . .  | -       | -                       | -                        | -                        | -                        | -                          | -                          | -                          | -                          | -                          | -                      | ...                      |
| DON'T KNOW . . . . .  | 600     | -                       | -                        | -                        | 300                      | -                          | 200                        | -                          | -                          | 200                        | -                      | ...                      |
| NOT REPORTED . . . . .  | 400     | -                       | -                        | -                        | -                        | -                          | -                          | 400                        | -                          | -                          | -                      | ...                      |
| REASON FOR BREAKDOWN:   |         |                         |                          |                          |                          |                            |                            |                            |                            |                            |                        |                          |
| PROBLEMS INSIDE BUILDING . . . . .  | 2 200   | 200                     | -                        | 100                      | 1 100                    | 200                        | 300                        | -                          | -                          | 300                        | -                      | ...                      |
| PROBLEMS OUTSIDE BUILDING . . . . .   | 3 000   | -                       | 200                      | 200                      | 500                      | 600                        | 300                        | 800                        | 200                        | 300                        | -                      | ...                      |
| NOT REPORTED . . . . .  | 200     | -                       | -                        | -                        | -                        | -                          | -                          | 200                        | -                          | -                          | -                      | ...                      |
| NO PIPED WATER INSIDE STRUCTURE . . . . .                                       | 900     | 200                     | 200                      | 300                      | 300                      | -                          | -                          | -                          | -                          | -                          | -                      | ...                      |

TABLE C-3. INCOME OF FAMILIES AND PRIMARY INDIVIDUALS BY FAILURES IN PLUMBING FACILITIES AND EQUIPMENT: 1976--CONTINUED

(DATA BASED ON SAMPLE, SEE TEXT. FOR MINIMUM BASE FOR DERIVED FIGURES (PERCENT, MEDIAN, ETC.) AND MEANING OF SYMBOLS, SEE TEXT)

| STANDARD METROPOLITAN STATISTICAL AREA<br>BALTIMORE, MD.<br>NOT IN CENTRAL CITY | TOTAL   | LESS<br>THAN<br>\$3,000 | \$3,000<br>TO<br>\$4,999 | \$5,000<br>TO<br>\$6,999 | \$7,000<br>TO<br>\$9,999 | \$10,000<br>TO<br>\$12,499 | \$12,500<br>TO<br>\$14,999 | \$15,000<br>TO<br>\$19,999 | \$20,000<br>TO<br>\$24,999 | \$25,000<br>TO<br>\$34,999 | \$35,000<br>OR<br>MORE | MEDIAN<br>(DOL-<br>LARS) |
|---|---------|-------------------------|--------------------------|--------------------------|--------------------------|----------------------------|----------------------------|----------------------------|----------------------------|----------------------------|------------------------|--------------------------|
| UNITS OCCUPIED 3 MONTHS OR LONGER--CON.   |         |                         |                          |                          |                          |                            |                            |                            |                            |                            |                        |                          |
| SEWAGE DISPOSAL   |         |                         |                          |                          |                          |                            |                            |                            |                            |                            |                        |                          |
| OWNER OCCUPIED.   | 284 800 | 8 500                   | 10 800                   | 10 900                   | 16 200                   | 16 800                     | 21 300                     | 55 700                     | 51 000                     | 53 100                     | 40 700                 | 20200                    |
| WITH PUBLIC SEWER, SEPTIC TANK, OR CESSPOOL                                     | 282 900 | 7 900                   | 10 200                   | 10 900                   | 16 200                   | 16 700                     | 21 300                     | 55 500                     | 50 500                     | 53 100                     | 40 700                 | 20300                    |
| NO BREAKDOWNS   | 277 900 | 7 900                   | 10 200                   | 10 700                   | 16 000                   | 16 500                     | 20 800                     | 53 500                     | 50 000                     | 51 900                     | 40 300                 | 20300                    |
| WITH BREAKDOWNS   | 3 900   | -                       | -                        | 200                      | 200                      | 200                        | 500                        | 1 300                      | 500                        | 1 100                      | 200                    | 19100                    |
| UNUSABLE 6 CONSECUTIVE HOURS OR LONGER:   |         |                         |                          |                          |                          |                            |                            |                            |                            |                            |                        |                          |
| 1 TIME  | 3 000   | -                       | -                        | -                        | 200                      | 200                        | 300                        | 900                        | 300                        | 900                        | 200                    | ...                      |
| 2 TIMES   | -       | -                       | -                        | -                        | -                        | -                          | -                          | -                          | -                          | -                          | -                      | ...                      |
| 3 TIMES OR MORE   | 900     | -                       | -                        | 200                      | -                        | -                          | 200                        | 300                        | 200                        | 200                        | -                      | ...                      |
| NOT REPORTED  | -       | -                       | -                        | -                        | -                        | -                          | -                          | -                          | -                          | -                          | -                      | ...                      |
| DON'T KNOW  | -       | -                       | -                        | -                        | -                        | -                          | -                          | -                          | -                          | -                          | -                      | ...                      |
| NOT REPORTED  | 1 100   | -                       | -                        | -                        | -                        | -                          | -                          | 800                        | -                          | 200                        | 200                    | ...                      |
| WITH CHEMICAL TOILET, PRIVY, OR OTHER MEANS                                     | 1 900   | 600                     | 600                      | -                        | -                        | 100                        | -                          | 100                        | 500                        | -                          | -                      | ...                      |
| RENTER OCCUPIED   | 119 100 | 7 500                   | 6 900                    | 10 000                   | 19 200                   | 17 700                     | 12 300                     | 22 200                     | 12 700                     | 7 000                      | 3 700                  | 12300                    |
| WITH PUBLIC SEWER, SEPTIC TANK, OR CESSPOOL                                     | 117 700 | 7 100                   | 6 700                    | 9 700                    | 18 900                   | 17 700                     | 12 200                     | 22 000                     | 12 700                     | 7 000                      | 3 700                  | 12300                    |
| NO BREAKDOWNS   | 116 300 | 7 000                   | 6 500                    | 9 700                    | 18 600                   | 17 700                     | 12 000                     | 21 700                     | 12 500                     | 7 000                      | 3 500                  | 12300                    |
| WITH BREAKDOWNS   | 1 100   | 100                     | 200                      | -                        | 300                      | -                          | -                          | 300                        | -                          | -                          | 200                    | ...                      |
| UNUSABLE 6 CONSECUTIVE HOURS OR LONGER:   |         |                         |                          |                          |                          |                            |                            |                            |                            |                            |                        |                          |
| 1 TIME  | 900     | 100                     | 200                      | -                        | 300                      | -                          | -                          | 200                        | -                          | -                          | 200                    | ...                      |
| 2 TIMES   | 200     | -                       | -                        | -                        | -                        | -                          | -                          | 200                        | -                          | -                          | -                      | ...                      |
| 3 TIMES OR MORE   | -       | -                       | -                        | -                        | -                        | -                          | -                          | -                          | -                          | -                          | -                      | ...                      |
| NOT REPORTED  | -       | -                       | -                        | -                        | -                        | -                          | -                          | -                          | -                          | -                          | -                      | ...                      |
| DON'T KNOW  | 100     | -                       | -                        | -                        | -                        | -                          | 100                        | -                          | -                          | -                          | -                      | ...                      |
| NOT REPORTED  | 200     | -                       | -                        | -                        | -                        | -                          | -                          | -                          | 200                        | -                          | -                      | ...                      |
| WITH CHEMICAL TOILET, PRIVY, OR OTHER MEANS                                     | 1 400   | 300                     | 200                      | 300                      | 300                      | -                          | 100                        | 200                        | -                          | -                          | -                      | ...                      |
| FLUSH TOILET  |         |                         |                          |                          |                          |                            |                            |                            |                            |                            |                        |                          |
| OWNER OCCUPIED.   | 284 800 | 8 500                   | 10 800                   | 10 900                   | 16 200                   | 16 800                     | 21 300                     | 55 700                     | 51 000                     | 53 100                     | 40 700                 | 20200                    |
| WITH ALL PLUMBING FACILITIES.   | 282 100 | 7 700                   | 10 200                   | 10 700                   | 16 100                   | 16 700                     | 21 300                     | 55 500                     | 50 400                     | 53 000                     | 40 700                 | 20300                    |
| WITH ONLY 1 FLUSH TOILET.   | 112 700 | 5 100                   | 6 400                    | 6 700                    | 9 900                    | 9 800                      | 11 500                     | 27 400                     | 17 100                     | 13 300                     | 5 600                  | 16300                    |
| NO BREAKDOWNS IN FLUSH TOILET   | 110 500 | 5 100                   | 6 300                    | 6 600                    | 9 900                    | 9 700                      | 11 000                     | 26 500                     | 16 900                     | 13 200                     | 5 600                  | 16300                    |
| WITH BREAKDOWNS IN FLUSH TOILET   | 2 000   | -                       | 100                      | 200                      | -                        | 100                        | 300                        | 900                        | 200                        | 200                        | -                      | ...                      |
| UNUSABLE 6 CONSECUTIVE HOURS OR LONGER:   |         |                         |                          |                          |                          |                            |                            |                            |                            |                            |                        |                          |
| 1 TIME  | 1 400   | -                       | 100                      | 200                      | -                        | -                          | 200                        | 800                        | -                          | 200                        | -                      | ...                      |
| 2 TIMES   | 500     | -                       | -                        | -                        | -                        | 100                        | 200                        | -                          | 200                        | -                          | -                      | ...                      |
| 3 TIMES   | -       | -                       | -                        | -                        | -                        | -                          | -                          | -                          | -                          | -                          | -                      | ...                      |
| 4 TIMES OR MORE   | 200     | -                       | -                        | -                        | -                        | -                          | -                          | 200                        | -                          | -                          | -                      | ...                      |
| NOT REPORTED  | 200     | -                       | -                        | -                        | -                        | -                          | 200                        | -                          | -                          | -                          | -                      | ...                      |
| REASON FOR BREAKDOWN:   |         |                         |                          |                          |                          |                            |                            |                            |                            |                            |                        |                          |
| PROBLEMS INSIDE BUILDING  | 1 400   | -                       | 100                      | -                        | -                        | 100                        | 200                        | 800                        | 200                        | -                          | -                      | ...                      |
| PROBLEMS OUTSIDE BUILDING   | 600     | -                       | -                        | 200                      | -                        | -                          | 200                        | 200                        | -                          | 200                        | -                      | ...                      |
| NOT REPORTED  | 200     | -                       | -                        | -                        | -                        | -                          | -                          | -                          | -                          | -                          | -                      | ...                      |
| LACKING SOME OR ALL PLUMBING FACILITIES   | 2 700   | 700                     | 600                      | 200                      | 100                      | 100                        | -                          | 100                        | 600                        | 200                        | -                      | ...                      |
| RENTER OCCUPIED   | 119 100 | 7 500                   | 6 900                    | 10 000                   | 19 200                   | 17 700                     | 12 300                     | 22 200                     | 12 700                     | 7 000                      | 3 700                  | 12300                    |
| WITH ALL PLUMBING FACILITIES.   | 117 400 | 7 100                   | 6 500                    | 9 700                    | 18 900                   | 17 500                     | 12 200                     | 22 000                     | 12 700                     | 7 000                      | 3 700                  | 12300                    |
| WITH ONLY 1 FLUSH TOILET.   | 91 500  | 6 800                   | 5 600                    | 9 200                    | 16 100                   | 14 900                     | 10 300                     | 15 000                     | 7 900                      | 4 700                      | 900                    | 11300                    |
| NO BREAKDOWNS IN FLUSH TOILET   | 89 300  | 6 800                   | 5 600                    | 8 600                    | 15 800                   | 14 400                     | 10 200                     | 14 900                     | 7 600                      | 4 500                      | 900                    | 11400                    |
| WITH BREAKDOWNS IN FLUSH TOILET   | 2 200   | -                       | -                        | 600                      | 300                      | 500                        | 200                        | 200                        | 300                        | 200                        | -                      | ...                      |
| UNUSABLE 6 CONSECUTIVE HOURS OR LONGER:   |         |                         |                          |                          |                          |                            |                            |                            |                            |                            |                        |                          |
| 1 TIME  | 1 100   | -                       | -                        | 200                      | 200                      | 200                        | 200                        | 200                        | 300                        | -                          | -                      | ...                      |
| 2 TIMES   | 500     | -                       | -                        | 200                      | -                        | 200                        | -                          | -                          | -                          | -                          | 200                    | ...                      |
| 3 TIMES   | 300     | -                       | -                        | -                        | 200                      | 200                        | -                          | -                          | -                          | -                          | -                      | ...                      |
| 4 TIMES OR MORE   | 300     | -                       | -                        | 300                      | -                        | -                          | -                          | -                          | -                          | -                          | -                      | ...                      |
| NOT REPORTED  | -       | -                       | -                        | -                        | -                        | -                          | -                          | -                          | -                          | -                          | -                      | ...                      |
| DON'T KNOW  | 200     | -                       | -                        | -                        | -                        | -                          | -                          | -                          | -                          | -                          | -                      | ...                      |
| NOT REPORTED  | 300     | -                       | -                        | -                        | -                        | -                          | -                          | -                          | -                          | -                          | -                      | ...                      |
| REASON FOR BREAKDOWN:   |         |                         |                          |                          |                          |                            |                            |                            |                            |                            |                        |                          |
| PROBLEMS INSIDE BUILDING  | 1 900   | -                       | -                        | 500                      | 300                      | 500                        | 200                        | 200                        | 200                        | 200                        | -                      | ...                      |
| PROBLEMS OUTSIDE BUILDING   | 300     | -                       | -                        | 200                      | -                        | -                          | -                          | -                          | 200                        | -                          | -                      | ...                      |
| NOT REPORTED  | 200     | -                       | -                        | -                        | -                        | -                          | -                          | -                          | -                          | -                          | -                      | ...                      |
| LACKING SOME OR ALL PLUMBING FACILITIES   | 1 700   | 300                     | 300                      | 300                      | 300                      | 100                        | 100                        | 200                        | -                          | -                          | -                      | ...                      |
| ELECTRIC FUSE BLOWOUTS  |         |                         |                          |                          |                          |                            |                            |                            |                            |                            |                        |                          |
| OWNER OCCUPIED.   | 284 800 | 8 500                   | 10 800                   | 10 900                   | 16 200                   | 16 800                     | 21 300                     | 55 700                     | 51 000                     | 53 100                     | 40 700                 | 20200                    |
| NO FUSE OR SWITCH BLOWOUTS.   | 240 200 | 7 700                   | 10 000                   | 10 000                   | 14 300                   | 14 300                     | 18 700                     | 47 200                     | 41 300                     | 43 700                     | 33 100                 | 19600                    |
| WITH FUSE OR SWITCH BLOWOUTS.   | 43 600  | 800                     | 800                      | 800                      | 1 800                    | 2 500                      | 2 500                      | 8 300                      | 9 700                      | 8 800                      | 7 600                  | 22200                    |
| 1 TIME  | 23 900  | 300                     | 600                      | 300                      | 1 500                    | 1 200                      | 800                        | 4 800                      | 6 300                      | 4 000                      | 4 000                  | 21900                    |
| 2 TIMES   | 8 800   | 200                     | 200                      | -                        | -                        | 900                        | 1 100                      | 1 700                      | 1 100                      | 2 500                      | 1 400                  | 22900                    |
| 3 TIMES OR MORE   | 10 700  | 300                     | -                        | 500                      | 300                      | 500                        | 600                        | 1 800                      | 7 200                      | 2 300                      | 2 200                  | 23100                    |
| NOT REPORTED  | 200     | -                       | -                        | -                        | -                        | -                          | -                          | -                          | -                          | 200                        | -                      | ...                      |
| DON'T KNOW  | 800     | -                       | -                        | 200                      | -                        | -                          | -                          | 200                        | -                          | 500                        | -                      | ...                      |
| NOT REPORTED  | 300     | -                       | -                        | -                        | -                        | -                          | 200                        | -                          | -                          | 200                        | -                      | ...                      |
| RENTER OCCUPIED   | 119 100 | 7 500                   | 6 900                    | 10 000                   | 19 200                   | 17 700                     | 12 300                     | 22 200                     | 12 700                     | 7 000                      | 3 700                  | 12300                    |
| NO FUSE OR SWITCH BLOWOUTS.   | 105 600 | 6 700                   | 5 400                    | 8 100                    | 16 900                   | 15 700                     | 11 600                     | 19 600                     | 11 800                     | 6 600                      | 3 400                  | 12500                    |
| WITH FUSE OR SWITCH BLOWOUTS.   | 12 900  | 500                     | 1 400                    | 1 900                    | 2 200                    | 2 000                      | 700                        | 2 500                      | 900                        | 500                        | 300                    | 10600                    |
| 1 TIME  | 8 700   | -                       | 1 300                    | 1 600                    | 1 500                    | 1 500                      | 600                        | 1 100                      | 600                        | 200                        | 200                    | 9600                     |
| 2 TIMES   | 2 700   | 500                     | -                        | 200                      | 500                      | 300                        | -                          | 800                        | -                          | 300                        | 200                    | ...                      |
| 3 TIMES OR MORE   | 1 500   | -                       | 200                      | 200                      | 200                      | 100                        | 200                        | 600                        | 200                        | -                          | -                      | ...                      |
| NOT REPORTED  | -       | -                       | -                        | -                        | -                        | -                          | -                          | -                          | -                          | -                          | -                      | ...                      |
| DON'T KNOW  | 600     | 300                     | -                        | -                        | 100                      | -                          | -                          | 200                        | -                          | -                          | -                      | ...                      |
| NOT REPORTED  | -       | -                       | -                        | -                        | -                        | -                          | -                          | -                          | -                          | -                          | -                      | ...                      |
| UNITS OCCUPIED LAST WINTER.   |         |                         |                          |                          |                          |                            |                            |                            |                            |                            |                        |                          |
| HEATING EQUIPMENT   |         |                         |                          |                          |                          |                            |                            |                            |                            |                            |                        |                          |
| OWNER OCCUPIED.   | 276 800 | 8 500                   | 10 800                   | 10 900                   | 15 900                   | 15 900                     | 20 500                     | 53 400                     | 49 200                     | 52 200                     | 39 600                 | 20300                    |
| WITH HEATING EQUIPMENT.   | 276 800 | 8 500                   | 10 800                   | 10 900                   | 15 900                   | 15 900                     | 20 500                     | 53 400                     | 49 200                     | 52 200                     | 39 600                 | 20300                    |
| NO BREAKDOWNS   | 256 400 | 7 400                   | 10 000                   | 10 600                   | 14 500                   | 14 200                     | 19 500                     | 48 400                     | 45 800                     | 49 600                     | 36 400                 | 20400                    |
| WITH BREAKDOWNS   | 19 400  | 1 100                   | 600                      | 300                      | 1 200                    | 1 700                      | 1 000                      | 4 700                      | 3 100                      | 2 600                      | 3 100                  | 19100                    |
| 1 TIME  | 14 400  | 600                     | 600                      | 100                      | 500                      | 1 500                      | 500                        | 3 400                      | 2 500                      | 2 200                      | 2 500                  | 19900                    |
| 2 TIMES   | 2 000   | 300                     | -                        | 100                      | 600                      | -                          | 200                        | 300                        | 200                        | 200                        | 200                    | ...                      |
| 3 TIMES   | 1 200   | -                       | -                        | -                        | 200                      | -                          | 200                        | 500                        | 300                        | 200                        | -                      | ...                      |
| 4 TIMES OR MORE   | 1 600   | 100                     | -                        | -                        | -                        | 200                        | 200                        | 500                        | 200                        | 200                        | -                      | ...                      |
| NOT REPORTED  | 200     | -                       | -                        | -                        | -                        | -                          | -                          | -                          | -                          | -                          | -                      | ...                      |
| DON'T KNOW  | 600     | 300                     | -                        | -                        | 100                      | -                          | -                          | 200                        | -                          | -                          | -                      | ...                      |
| NOT REPORTED  | 900     | -                       | 200                      | -                        | 200                      | -                          | -                          | 300                        | 300                        | -                          | -                      | ...                      |

TABLE C-3. INCOME OF FAMILIES AND PRIMARY INDIVIDUALS BY FAILURES IN PLUMBING FACILITIES AND EQUIPMENT: 1976--CONTINUED  
 (DATA BASED ON SAMPLE, SEE TEXT. FOR MINIMUM BASE FOR DERIVED FIGURES (PERCENT, MEDIAN, ETC.) AND MEANING OF SYMBOLS, SEE TEXT)

| STANDARD METROPOLITAN STATISTICAL AREA<br>BALTIMORE, MD.<br>NOT IN CENTRAL CITY | TOTAL   | LESS<br>THAN<br>\$3,000 | \$3,000<br>TO<br>\$4,999 | \$5,000<br>TO<br>\$6,999 | \$7,000<br>TO<br>\$9,999 | \$10,000<br>TO<br>\$12,499 | \$12,500<br>TO<br>\$14,999 | \$15,000<br>TO<br>\$19,999 | \$20,000<br>TO<br>\$24,999 | \$25,000<br>TO<br>\$34,999 | \$35,000<br>OR<br>MORE | MEDIAN<br>(DOL-<br>LARS) |
|---|---------|-------------------------|--------------------------|--------------------------|--------------------------|----------------------------|----------------------------|----------------------------|----------------------------|----------------------------|------------------------|--------------------------|
| UNITS OCCUPIED LAST WINTER--CONTINUED   |         |                         |                          |                          |                          |                            |                            |                            |                            |                            |                        |                          |
| HEATING EQUIPMENT--CONTINUED  |         |                         |                          |                          |                          |                            |                            |                            |                            |                            |                        |                          |
| RENTER OCCUPIED   | 107 300 | 7 300                   | 6 400                    | 9 000                    | 17 300                   | 15 100                     | 11 100                     | 19 400                     | 11 900                     | 6 200                      | 3 500                  | 12300                    |
| WITH HEATING EQUIPMENT  | 107 300 | 7 300                   | 6 400                    | 9 000                    | 17 300                   | 15 100                     | 11 100                     | 19 400                     | 11 900                     | 6 200                      | 3 500                  | 12300                    |
| NO BREAKDOWNS   | 95 200  | 6 100                   | 5 500                    | 8 600                    | 14 700                   | 14 300                     | 10 000                     | 17 300                     | 10 500                     | 5 600                      | 2 600                  | 12200                    |
| WITH BREAKDOWNS   | 9 300   | 1 100                   | 900                      | 500                      | 1 600                    | 800                        | 900                        | 1 200                      | 900                        | 500                        | 900                    | 11900                    |
| 1 TIME  | 4 500   | 500                     | 300                      | 200                      | 900                      | -                          | -                          | 900                        | 800                        | 500                        | 500                    | 17100                    |
| 2 TIMES   | 2 300   | 300                     | 300                      | -                        | 200                      | 600                        | 800                        | 100                        | -                          | -                          | -                      | ...                      |
| 3 TIMES   | 800     | -                       | 200                      | 100                      | 300                      | -                          | 100                        | -                          | -                          | -                          | -                      | ...                      |
| 4 TIMES OR MORE   | 1 500   | 300                     | 200                      | 200                      | 200                      | 200                        | -                          | 200                        | -                          | 400                        | -                      | ...                      |
| NOT REPORTED  | 200     | -                       | -                        | -                        | -                        | -                          | -                          | -                          | 200                        | -                          | -                      | ...                      |
| NOT REPORTED  | 2 800   | 200                     | -                        | -                        | 1 100                    | -                          | 200                        | 800                        | 500                        | 200                        | -                      | ...                      |
| NO HEATING EQUIPMENT  | -       | -                       | -                        | -                        | -                        | -                          | -                          | -                          | -                          | -                          | -                      | -                        |
| INSUFFICIENT HEAT   |         |                         |                          |                          |                          |                            |                            |                            |                            |                            |                        |                          |
| ADDITIONAL HEAT SOURCE:   |         |                         |                          |                          |                          |                            |                            |                            |                            |                            |                        |                          |
| OWNER OCCUPIED  | 276 800 | 8 500                   | 10 800                   | 10 900                   | 15 900                   | 15 900                     | 20 500                     | 53 400                     | 49 200                     | 52 200                     | 39 600                 | 20300                    |
| WITH SPECIFIED HEATING EQUIPMENT <sup>1</sup>                                   | 275 400 | 8 200                   | 10 500                   | 10 900                   | 15 700                   | 15 700                     | 20 400                     | 53 200                     | 49 100                     | 52 200                     | 39 600                 | 20300                    |
| NO ADDITIONAL HEAT SOURCE USED  | 255 300 | 7 900                   | 9 700                    | 10 000                   | 14 700                   | 14 800                     | 19 400                     | 49 900                     | 45 700                     | 46 800                     | 36 500                 | 20100                    |
| USED KITCHEN STOVE, FIREPLACE,<br>OR PORTABLE HEATER                            | 19 000  | 300                     | 800                      | 900                      | 900                      | 900                        | 900                        | 2 800                      | 3 100                      | 5 500                      | 2 900                  | 23100                    |
| NOT REPORTED  | 1 100   | -                       | -                        | -                        | 200                      | -                          | -                          | 500                        | 300                        | -                          | 200                    | ...                      |
| LACKING SPECIFIED HEATING EQUIPMENT OR NONE                                     | 1 400   | 300                     | 300                      | -                        | 200                      | 200                        | 200                        | 200                        | 200                        | -                          | -                      | ...                      |
| RENTER OCCUPIED   | 107 300 | 7 300                   | 6 400                    | 9 000                    | 17 300                   | 15 100                     | 11 100                     | 19 400                     | 11 900                     | 6 200                      | 3 500                  | 12300                    |
| WITH SPECIFIED HEATING EQUIPMENT <sup>1</sup>                                   | 106 200 | 7 200                   | 6 400                    | 8 900                    | 17 000                   | 14 900                     | 11 100                     | 19 400                     | 11 600                     | 6 200                      | 3 500                  | 12300                    |
| NO ADDITIONAL HEAT SOURCE USED  | 93 200  | 5 900                   | 5 200                    | 8 000                    | 13 900                   | 13 900                     | 10 300                     | 17 500                     | 9 800                      | 5 600                      | 3 100                  | 12500                    |
| USED KITCHEN STOVE, FIREPLACE,<br>OR PORTABLE HEATER                            | 10 200  | 1 100                   | 1 200                    | 900                      | 2 000                    | 1 100                      | 600                        | 1 100                      | 1 200                      | 500                        | 500                    | 9700                     |
| NOT REPORTED  | 2 900   | 200                     | -                        | -                        | 1 100                    | -                          | 200                        | 800                        | 600                        | 200                        | -                      | ...                      |
| LACKING SPECIFIED HEATING EQUIPMENT OR NONE                                     | 1 000   | 200                     | -                        | 100                      | 300                      | 100                        | -                          | -                          | 300                        | -                          | -                      | ...                      |
| ROOMS LACKING SPECIFIED HEAT SOURCE:  |         |                         |                          |                          |                          |                            |                            |                            |                            |                            |                        |                          |
| OWNER OCCUPIED  | 276 800 | 8 500                   | 10 800                   | 10 900                   | 15 900                   | 15 900                     | 20 500                     | 53 400                     | 49 200                     | 52 200                     | 39 600                 | 20300                    |
| WITH SPECIFIED HEATING EQUIPMENT <sup>1</sup>                                   | 275 400 | 8 200                   | 10 500                   | 10 900                   | 15 700                   | 15 700                     | 20 400                     | 53 200                     | 49 100                     | 52 200                     | 39 600                 | 20300                    |
| NO ROOMS LACKING AIR DUCTS, REGISTERS,<br>RADIATORS, OR HEATERS                 | 246 800 | 6 600                   | 9 100                    | 9 500                    | 13 400                   | 13 400                     | 18 700                     | 47 800                     | 44 600                     | 46 500                     | 37 200                 | 20500                    |
| ROOMS LACKING AIR DUCTS, REGISTERS, RADIATORS,<br>OR HEATERS                    | 27 400  | 1 400                   | 1 400                    | 1 400                    | 2 000                    | 2 300                      | 1 300                      | 5 400                      | 4 300                      | 5 600                      | 2 300                  | 18700                    |
| 1 ROOM  | 12 000  | 500                     | 300                      | 300                      | 800                      | 600                        | 600                        | 2 400                      | 2 500                      | 2 500                      | 1 600                  | 21100                    |
| 2 ROOMS   | 8 200   | 500                     | 600                      | 900                      | 300                      | 900                        | 300                        | 1 400                      | 800                        | 2 000                      | 500                    | 16900                    |
| 3 ROOMS OR MORE   | 7 200   | 400                     | 400                      | 200                      | 900                      | 800                        | 400                        | 1 700                      | 1 100                      | 1 100                      | 300                    | 16600                    |
| NOT REPORTED  | 1 100   | 200                     | -                        | -                        | 300                      | -                          | 300                        | -                          | 200                        | -                          | -                      | ...                      |
| LACKING SPECIFIED HEATING EQUIPMENT OR NONE                                     | 1 400   | 300                     | 300                      | -                        | 200                      | 200                        | 200                        | 200                        | 200                        | -                          | -                      | ...                      |
| RENTER OCCUPIED   | 107 300 | 7 300                   | 6 400                    | 9 000                    | 17 300                   | 15 100                     | 11 100                     | 19 400                     | 11 900                     | 6 200                      | 3 500                  | 12300                    |
| WITH SPECIFIED HEATING EQUIPMENT <sup>1</sup>                                   | 106 200 | 7 200                   | 6 400                    | 8 900                    | 17 000                   | 14 900                     | 11 100                     | 19 400                     | 11 600                     | 6 200                      | 3 500                  | 12300                    |
| NO ROOMS LACKING AIR DUCTS, REGISTERS,<br>RADIATORS, OR HEATERS                 | 96 500  | 6 100                   | 5 400                    | 8 300                    | 15 400                   | 13 400                     | 9 900                      | 17 500                     | 11 200                     | 5 900                      | 3 400                  | 12400                    |
| ROOMS LACKING AIR DUCTS, REGISTERS, RADIATORS,<br>OR HEATERS                    | 9 400   | 1 100                   | 800                      | 600                      | 1 700                    | 1 500                      | 1 200                      | 1 700                      | 400                        | 300                        | 200                    | 11000                    |
| 1 ROOM  | 2 900   | 300                     | 300                      | 200                      | 300                      | 800                        | 100                        | 500                        | -                          | 300                        | 200                    | ...                      |
| 2 ROOMS   | 3 200   | 600                     | 200                      | 300                      | 1 100                    | 100                        | 600                        | 300                        | -                          | -                          | -                      | ...                      |
| 3 ROOMS OR MORE   | 3 300   | 200                     | 300                      | 100                      | 300                      | 600                        | 500                        | 900                        | 400                        | -                          | -                      | ...                      |
| NOT REPORTED  | 300     | -                       | 200                      | -                        | -                        | -                          | -                          | 200                        | -                          | -                          | -                      | ...                      |
| LACKING SPECIFIED HEATING EQUIPMENT OR NONE                                     | 1 000   | 200                     | -                        | 100                      | 300                      | 100                        | -                          | -                          | 300                        | -                          | -                      | ...                      |
| CLOSURE OF ROOMS:   |         |                         |                          |                          |                          |                            |                            |                            |                            |                            |                        |                          |
| OWNER OCCUPIED  | 276 800 | 8 500                   | 10 800                   | 10 900                   | 15 900                   | 15 900                     | 20 500                     | 53 400                     | 49 200                     | 52 200                     | 39 600                 | 20300                    |
| WITH HEATING EQUIPMENT  | 276 800 | 8 500                   | 10 800                   | 10 900                   | 15 900                   | 15 900                     | 20 500                     | 53 400                     | 49 200                     | 52 200                     | 39 600                 | 20300                    |
| NO ROOMS CLOSED   | 267 500 | 8 300                   | 10 000                   | 10 100                   | 14 800                   | 15 600                     | 20 300                     | 51 200                     | 48 000                     | 50 700                     | 38 500                 | 20400                    |
| CLOSED CERTAIN ROOMS  | 8 200   | 200                     | 800                      | 800                      | 900                      | 300                        | 200                        | 1 700                      | 900                        | 1 600                      | 900                    | 17900                    |
| LIVING ROOM ONLY  | 200     | -                       | -                        | -                        | -                        | -                          | -                          | -                          | -                          | 200                        | -                      | ...                      |
| DINING ROOM ONLY  | -       | -                       | -                        | -                        | -                        | -                          | -                          | -                          | -                          | -                          | -                      | ...                      |
| 1 OR MORE BEDROOMS ONLY   | 5 200   | 200                     | 500                      | 600                      | 800                      | 200                        | 200                        | 1 400                      | 300                        | 600                        | 400                    | 15700                    |
| OTHER ROOMS OR COMBINATION  | 2 600   | -                       | 300                      | 200                      | 200                      | 200                        | -                          | 300                        | 600                        | 800                        | 100                    | ...                      |
| NOT REPORTED  | 300     | -                       | -                        | -                        | -                        | -                          | -                          | -                          | -                          | -                          | 300                    | ...                      |
| NOT REPORTED  | 1 100   | -                       | -                        | -                        | 200                      | -                          | -                          | 500                        | 300                        | -                          | 200                    | ...                      |
| NO HEATING EQUIPMENT  | -       | -                       | -                        | -                        | -                        | -                          | -                          | -                          | -                          | -                          | -                      | -                        |
| RENTER OCCUPIED   | 107 300 | 7 300                   | 6 400                    | 9 000                    | 17 300                   | 15 100                     | 11 100                     | 19 400                     | 11 900                     | 6 200                      | 3 500                  | 12300                    |
| WITH HEATING EQUIPMENT  | 107 300 | 7 300                   | 6 400                    | 9 000                    | 17 300                   | 15 100                     | 11 100                     | 19 400                     | 11 900                     | 6 200                      | 3 500                  | 12300                    |
| NO ROOMS CLOSED   | 100 500 | 7 000                   | 5 700                    | 9 000                    | 15 800                   | 14 600                     | 10 700                     | 18 100                     | 10 700                     | 5 600                      | 3 200                  | 12200                    |
| CLOSED CERTAIN ROOMS  | 4 000   | 200                     | 600                      | -                        | 500                      | 500                        | 300                        | 500                        | 800                        | 500                        | 300                    | 14900                    |
| LIVING ROOM ONLY  | -       | -                       | -                        | -                        | -                        | -                          | -                          | -                          | -                          | -                          | -                      | ...                      |
| DINING ROOM ONLY  | 100     | -                       | -                        | -                        | -                        | 100                        | -                          | -                          | -                          | -                          | -                      | ...                      |
| 1 OR MORE BEDROOMS ONLY   | 3 200   | 200                     | 600                      | -                        | 300                      | 300                        | 100                        | 500                        | 600                        | 500                        | 200                    | ...                      |
| OTHER ROOMS OR COMBINATION  | 600     | -                       | -                        | -                        | 200                      | -                          | 200                        | -                          | 200                        | -                          | 200                    | ...                      |
| NOT REPORTED  | -       | -                       | -                        | -                        | -                        | -                          | -                          | -                          | -                          | -                          | -                      | ...                      |
| NOT REPORTED  | 2 800   | 200                     | -                        | -                        | 1 100                    | -                          | 200                        | 800                        | 500                        | 200                        | -                      | ...                      |
| NO HEATING EQUIPMENT  | -       | -                       | -                        | -                        | -                        | -                          | -                          | -                          | -                          | -                          | -                      | -                        |

<sup>1</sup>EXCLUDES ROOM HEATERS WITHOUT FLUF OR VENT, FIREPLACES, STOVES, AND PORTABLE HEATERS.

TABLE C-4. INCOME OF FAMILIES AND PRIMARY INDIVIDUALS BY SELECTED NEIGHBORHOOD CHARACTERISTICS: 1976

(DATA BASED ON SAMPLE, SEE TEXT. FOR MINIMUM BASE FOR DERIVED FIGURES (PERCENT, MEDIAN, ETC.) AND MEANING OF SYMBOLS, SEE TEXT)

| STANDARD METROPOLITAN STATISTICAL AREA<br>BALTIMORE, MD.<br>NOT IN CENTRAL CITY | TOTAL   | LESS<br>THAN<br>\$3,000 | \$3,000<br>TO<br>\$4,999 | \$5,000<br>TO<br>\$6,999 | \$7,000<br>TO<br>\$9,999 | \$10,000<br>TO<br>\$12,499 | \$12,500<br>TO<br>\$14,999 | \$15,000<br>TO<br>\$19,999 | \$20,000<br>TO<br>\$24,999 | \$25,000<br>TO<br>\$34,999 | \$35,000<br>OR<br>MORE | MEDIAN<br>(DOL-<br>LARS) |
|---|---------|-------------------------|--------------------------|--------------------------|--------------------------|----------------------------|----------------------------|----------------------------|----------------------------|----------------------------|------------------------|--------------------------|
| NEIGHBORHOOD CONDITIONS AND WISH TO MOVE <sup>1</sup>                           |         |                         |                          |                          |                          |                            |                            |                            |                            |                            |                        |                          |
| OWNER OCCUPIED.   | 291 200 | 8 500                   | 10 900                   | 10 900                   | 16 500                   | 17 100                     | 21 800                     | 57 500                     | 52 200                     | 54 800                     | 41 000                 | 20200                    |
| NO STREET OR HIGHWAY NOISE.   | 185 600 | 5 600                   | 6 800                    | 5 800                    | 9 300                    | 10 900                     | 12 500                     | 35 400                     | 31 900                     | 38 000                     | 29 300                 | 21000                    |
| WITH STREET OR HIGHWAY NOISE.   | 105 300 | 2 900                   | 4 100                    | 5 100                    | 7 200                    | 6 200                      | 9 200                      | 22 100                     | 20 100                     | 16 900                     | 11 500                 | 19000                    |
| BOTHERSOME TO RESPONDENT.   | 43 400  | 1 600                   | 2 000                    | 2 100                    | 3 100                    | 2 200                      | 3 400                      | 9 400                      | 8 300                      | 6 300                      | 5 000                  | 18900                    |
| WOULD LIKE TO MOVE.   | 11 900  | 500                     | 500                      | 500                      | 900                      | 500                        | 1 400                      | 2 500                      | 2 000                      | 1 200                      | 2 000                  | 18600                    |
| WOULD NOT LIKE TO MOVE.   | 31 500  | 1 100                   | 1 500                    | 1 700                    | 2 200                    | 1 700                      | 2 000                      | 6 900                      | 6 300                      | 5 100                      | 3 000                  | 19000                    |
| NOT REPORTED.   | -       | -                       | -                        | -                        | -                        | -                          | -                          | -                          | -                          | -                          | -                      | -                        |
| NOT BOTHERSOME TO RESPONDENT.   | 61 800  | 1 400                   | 2 100                    | 2 900                    | 4 100                    | 4 000                      | 5 800                      | 12 700                     | 11 800                     | 10 400                     | 6 500                  | 19100                    |
| NOT REPORTED.   | 200     | -                       | -                        | -                        | -                        | -                          | -                          | -                          | -                          | 200                        | -                      | -                        |
| NOT REPORTED.   | 300     | -                       | -                        | -                        | -                        | -                          | -                          | -                          | 200                        | -                          | 200                    | -                        |
| NO AIRPLANE TRAFFIC NOISE.  | 204 700 | 4 900                   | 6 900                    | 7 600                    | 10 700                   | 9 600                      | 16 500                     | 40 900                     | 37 300                     | 39 300                     | 30 900                 | 20700                    |
| WITH AIRPLANE TRAFFIC NOISE.  | 86 200  | 3 500                   | 4 000                    | 3 200                    | 5 800                    | 7 500                      | 5 300                      | 16 600                     | 14 700                     | 15 600                     | 9 900                  | 19100                    |
| BOTHERSOME TO RESPONDENT.   | 22 900  | 900                     | 900                      | 300                      | 1 900                    | 1 500                      | 1 400                      | 5 200                      | 4 000                      | 4 500                      | 2 300                  | 19400                    |
| WOULD LIKE TO MOVE.   | 3 900   | 100                     | 300                      | 200                      | 600                      | 500                        | 200                        | 800                        | 500                        | 500                        | 300                    | 15600                    |
| WOULD NOT LIKE TO MOVE.   | 19 100  | 800                     | 600                      | 200                      | 1 200                    | 1 100                      | 1 200                      | 4 400                      | 3 500                      | 4 100                      | 2 000                  | 20100                    |
| NOT REPORTED.   | -       | -                       | -                        | -                        | -                        | -                          | -                          | -                          | -                          | -                          | -                      | -                        |
| NOT BOTHERSOME TO RESPONDENT.   | 63 100  | 2 600                   | 3 100                    | 2 900                    | 4 000                    | 6 000                      | 3 900                      | 11 300                     | 10 700                     | 11 000                     | 7 600                  | 19000                    |
| NOT REPORTED.   | 100     | -                       | -                        | -                        | -                        | -                          | -                          | 100                        | -                          | -                          | -                      | -                        |
| NOT REPORTED.   | 300     | -                       | -                        | -                        | -                        | -                          | -                          | -                          | 200                        | -                          | 200                    | -                        |
| NO HEAVY TRAFFIC.   | 210 000 | 5 400                   | 6 500                    | 6 400                    | 11 100                   | 11 100                     | 16 300                     | 40 800                     | 37 700                     | 43 200                     | 31 500                 | 21000                    |
| WITH HEAVY TRAFFIC.   | 80 900  | 3 100                   | 4 500                    | 4 500                    | 5 400                    | 6 000                      | 5 500                      | 16 700                     | 14 400                     | 11 600                     | 9 300                  | 18500                    |
| BOTHERSOME TO RESPONDENT.   | 33 500  | 1 300                   | 900                      | 1 700                    | 1 600                    | 2 000                      | 1 500                      | 7 500                      | 6 600                      | 5 400                      | 4 900                  | 20200                    |
| WOULD LIKE TO MOVE.   | 9 700   | 200                     | 200                      | 200                      | 500                      | 800                        | 1 100                      | 1 500                      | 1 500                      | 1 400                      | 2 100                  | 20700                    |
| WOULD NOT LIKE TO MOVE.   | 23 700  | 1 100                   | 800                      | 1 500                    | 1 100                    | 1 300                      | 500                        | 5 700                      | 5 100                      | 3 900                      | 2 800                  | 19900                    |
| NOT REPORTED.   | 200     | -                       | -                        | -                        | -                        | -                          | -                          | -                          | -                          | 200                        | -                      | -                        |
| NOT BOTHERSOME TO RESPONDENT.   | 47 100  | 1 800                   | 3 500                    | 2 800                    | 3 800                    | 4 000                      | 3 900                      | 9 200                      | 7 800                      | 5 900                      | 4 400                  | 17000                    |
| NOT REPORTED.   | 300     | -                       | -                        | -                        | -                        | -                          | -                          | -                          | -                          | 300                        | -                      | -                        |
| NOT REPORTED.   | 300     | -                       | -                        | -                        | -                        | -                          | -                          | -                          | 200                        | -                          | 200                    | -                        |
| NO STREETS IN NEED OF REPAIR.   | 236 300 | 7 100                   | 8 800                    | 9 200                    | 11 900                   | 12 300                     | 17 100                     | 46 400                     | 43 600                     | 45 500                     | 34 500                 | 20600                    |
| WITH STREETS IN NEED OF REPAIR.   | 54 000  | 1 400                   | 2 200                    | 1 700                    | 4 400                    | 4 800                      | 4 500                      | 11 200                     | 8 400                      | 9 200                      | 6 300                  | 18600                    |
| BOTHERSOME TO RESPONDENT.   | 35 100  | 900                     | 1 200                    | 1 400                    | 1 500                    | 3 200                      | 3 100                      | 7 300                      | 6 200                      | 5 900                      | 4 200                  | 19200                    |
| WOULD LIKE TO MOVE.   | 3 100   | 200                     | 200                      | 300                      | 300                      | 300                        | 300                        | 800                        | 300                        | 300                        | 300                    | -                        |
| WOULD NOT LIKE TO MOVE.   | 31 800  | 800                     | 1 100                    | 1 100                    | 1 200                    | 3 100                      | 2 600                      | 6 600                      | 5 900                      | 5 600                      | 3 900                  | 19600                    |
| NOT REPORTED.   | 200     | -                       | -                        | -                        | -                        | -                          | -                          | 200                        | -                          | -                          | -                      | -                        |
| NOT BOTHERSOME TO RESPONDENT.   | 18 800  | 500                     | 900                      | 300                      | 2 700                    | 1 500                      | 1 400                      | 3 800                      | 2 200                      | 3 300                      | 2 200                  | 17700                    |
| NOT REPORTED.   | 200     | -                       | -                        | -                        | 200                      | -                          | -                          | -                          | -                          | -                          | -                      | -                        |
| NOT REPORTED.   | 900     | -                       | -                        | -                        | 200                      | -                          | 200                        | -                          | 300                        | 200                        | 200                    | -                        |
| NO ROADS IMPASSABLE.  | 242 200 | 6 800                   | 9 700                    | 8 800                    | 13 400                   | 14 200                     | 17 700                     | 47 400                     | 44 300                     | 45 600                     | 34 300                 | 20400                    |
| WITH ROADS IMPASSABLE.  | 47 400  | 1 700                   | 1 300                    | 2 100                    | 2 900                    | 2 800                      | 4 000                      | 9 600                      | 7 500                      | 9 000                      | 6 500                  | 19600                    |
| BOTHERSOME TO RESPONDENT.   | 27 400  | 1 400                   | 600                      | 1 100                    | 1 800                    | 1 700                      | 1 600                      | 6 100                      | 3 600                      | 5 900                      | 3 700                  | 19600                    |
| WOULD LIKE TO MOVE.   | 1 700   | -                       | -                        | -                        | 400                      | 300                        | 200                        | 300                        | 300                        | 500                        | -                      | -                        |
| WOULD NOT LIKE TO MOVE.   | 25 800  | 1 400                   | 600                      | 1 100                    | 1 400                    | 1 400                      | 1 400                      | 5 800                      | 3 600                      | 5 500                      | 3 700                  | 19900                    |
| NOT REPORTED.   | -       | -                       | -                        | -                        | -                        | -                          | -                          | -                          | -                          | -                          | -                      | -                        |
| NOT BOTHERSOME TO RESPONDENT.   | 19 800  | 300                     | 600                      | 900                      | 1 100                    | 1 100                      | 2 500                      | 3 600                      | 3 900                      | 3 100                      | 2 800                  | 19800                    |
| NOT REPORTED.   | 100     | -                       | -                        | 100                      | -                        | -                          | -                          | -                          | -                          | -                          | -                      | -                        |
| NOT REPORTED.   | 1 600   | -                       | -                        | -                        | 200                      | 200                        | -                          | 500                        | 500                        | 200                        | 200                    | -                        |
| NO OCCUPIED HOUSING IN RUNDOWN CONDITION.                                       | 264 600 | 7 800                   | 10 000                   | 10 300                   | 15 100                   | 15 000                     | 19 400                     | 51 800                     | 47 300                     | 50 500                     | 37 400                 | 20300                    |
| WITH OCCUPIED HOUSING IN RUNDOWN CONDITION.                                     | 25 500  | 600                     | 900                      | 600                      | 1 400                    | 2 000                      | 2 300                      | 5 700                      | 4 600                      | 4 000                      | 3 300                  | 19300                    |
| BOTHERSOME TO RESPONDENT.   | 15 000  | -                       | 300                      | 200                      | 800                      | 1 100                      | 900                        | 3 700                      | 3 200                      | 2 500                      | 2 300                  | 20900                    |
| WOULD LIKE TO MOVE.   | 3 700   | -                       | 200                      | -                        | 300                      | -                          | -                          | 1 100                      | 600                        | 900                        | 600                    | -                        |
| WOULD NOT LIKE TO MOVE.   | 11 100  | -                       | 100                      | 200                      | 500                      | 1 100                      | 900                        | 2 600                      | 2 500                      | 1 600                      | 1 700                  | 20300                    |
| NOT REPORTED.   | 100     | -                       | -                        | -                        | -                        | -                          | -                          | 100                        | -                          | -                          | -                      | -                        |
| NOT BOTHERSOME TO RESPONDENT.   | 10 500  | 600                     | 600                      | 500                      | 600                      | 900                        | 1 400                      | 2 000                      | 1 400                      | 1 600                      | 900                    | 16600                    |
| NOT REPORTED.   | 200     | -                       | -                        | -                        | -                        | -                          | -                          | -                          | -                          | -                          | -                      | -                        |
| NOT REPORTED.   | 1 100   | -                       | -                        | -                        | 200                      | 200                        | -                          | 300                        | 300                        | 300                        | 300                    | -                        |
| NO COMMERCIAL OR NONRESIDENTIAL ACTIVITIES.                                     | 242 000 | 6 900                   | 8 300                    | 8 900                    | 13 600                   | 12 900                     | 18 300                     | 47 200                     | 45 400                     | 46 200                     | 34 300                 | 20500                    |
| WITH COMMERCIAL OR NONRESIDENTIAL ACTIVITIES.                                   | 48 700  | 1 600                   | 2 600                    | 2 000                    | 2 900                    | 4 200                      | 3 400                      | 10 300                     | 6 700                      | 8 700                      | 6 400                  | 18700                    |
| BOTHERSOME TO RESPONDENT.   | 12 700  | 500                     | 300                      | 800                      | 500                      | 1 100                      | 1 100                      | 2 300                      | 1 500                      | 2 300                      | 2 300                  | 19700                    |
| WOULD LIKE TO MOVE.   | 4 500   | 200                     | -                        | 200                      | 200                      | 300                        | 500                        | 1 100                      | 600                        | 900                        | 600                    | 19700                    |
| WOULD NOT LIKE TO MOVE.   | 8 200   | 300                     | 300                      | 600                      | 300                      | 800                        | 600                        | 1 200                      | 900                        | 1 400                      | 1 700                  | 19800                    |
| NOT REPORTED.   | -       | -                       | -                        | -                        | -                        | -                          | -                          | -                          | -                          | -                          | -                      | -                        |
| NOT BOTHERSOME TO RESPONDENT.   | 36 000  | 1 100                   | 2 300                    | 1 200                    | 2 400                    | 3 100                      | 2 300                      | 8 000                      | 5 100                      | 6 400                      | 4 000                  | 18400                    |
| NOT REPORTED.   | 500     | -                       | -                        | -                        | -                        | -                          | -                          | -                          | 200                        | -                          | 300                    | -                        |
| NO ODORS, SMOKE, OR GAS.  | 255 800 | 7 000                   | 9 100                    | 9 300                    | 14 200                   | 15 300                     | 18 700                     | 50 200                     | 46 800                     | 49 100                     | 36 200                 | 20400                    |
| WITH ODORS, SMOKE, OR GAS.  | 35 100  | 1 400                   | 1 800                    | 1 500                    | 2 300                    | 1 800                      | 3 100                      | 7 400                      | 5 300                      | 5 700                      | 4 700                  | 18700                    |
| BOTHERSOME TO RESPONDENT.   | 22 800  | 600                     | 1 100                    | 1 100                    | 1 800                    | 1 100                      | 2 000                      | 5 200                      | 3 700                      | 3 300                      | 3 000                  | 18600                    |
| WOULD LIKE TO MOVE.   | 4 500   | -                       | 300                      | -                        | 800                      | 300                        | 300                        | 1 200                      | 600                        | 600                        | 300                    | 17300                    |
| WOULD NOT LIKE TO MOVE.   | 18 400  | 600                     | 800                      | 1 100                    | 1 100                    | 800                        | 1 700                      | 4 000                      | 3 100                      | 2 600                      | 2 600                  | 19000                    |
| NOT REPORTED.   | -       | -                       | -                        | -                        | -                        | -                          | -                          | -                          | -                          | -                          | -                      | -                        |
| NOT BOTHERSOME TO RESPONDENT.   | 12 100  | 800                     | 700                      | 500                      | 500                      | 800                        | 900                        | 2 200                      | 1 600                      | 2 500                      | 1 700                  | 19300                    |
| NOT REPORTED.   | 200     | -                       | -                        | -                        | -                        | -                          | 200                        | -                          | -                          | -                          | -                      | -                        |
| NOT REPORTED.   | 300     | -                       | -                        | -                        | -                        | -                          | -                          | 200                        | 200                        | -                          | 200                    | -                        |
| ADEQUATE STREET LIGHTS.   | 202 500 | 6 000                   | 8 400                    | 8 900                    | 11 600                   | 12 800                     | 16 500                     | 40 300                     | 36 200                     | 36 300                     | 25 500                 | 19600                    |
| INADEQUATE STREET LIGHTS.   | 87 700  | 2 500                   | 2 500                    | 2 000                    | 4 900                    | 4 300                      | 5 200                      | 17 300                     | 15 700                     | 18 200                     | 15 000                 | 21600                    |
| BOTHERSOME TO RESPONDENT.   | 34 800  | 800                     | 900                      | 900                      | 2 000                    | 1 600                      | 2 200                      | 7 600                      | 5 600                      | 7 800                      | 5 600                  | 21300                    |
| WOULD LIKE TO MOVE.   | 1 100   | -                       | -                        | -                        | 200                      | -                          | -                          | 200                        | 300                        | 200                        | -                      | -                        |
| WOULD NOT LIKE TO MOVE.   | 33 700  | 600                     | 900                      | 900                      | 1 800                    | 1 400                      | 2 200                      | 7 400                      | 5 300                      | 7 600                      | 5 600                  | 21500                    |
| NOT REPORTED.   | -       | -                       | -                        | -                        | -                        | -                          | -                          | -                          | -                          | -                          | -                      | -                        |
| NOT BOTHERSOME TO RESPONDENT.   | 52 800  | 1 700                   | 1 500                    | 1 100                    | 2 900                    | 2 800                      | 3 100                      | 9 700                      | 10 100                     | 10 500                     | 9 500                  | 21800                    |
| NOT REPORTED.   | 200     | -                       | -                        | -                        | -                        | -                          | -                          | -                          | -                          | -                          | -                      | -                        |
| NOT REPORTED.   | 1 100   | -                       | -                        | -                        | -                        | -                          | -                          | 300                        | 300                        | 300                        | 500                    | -                        |
| NO NEIGHBORHOOD CRIME.  | 214 200 | 6 500                   | 8 900                    | 8 700                    | 11 000                   | 11 800                     | 16 800                     | 44 100                     | 38 400                     | 40 100                     | 27 900                 | 19900                    |
| WITH NEIGHBORHOOD CRIME.  | 76 000  | 2 000                   | 2 000                    | 2 100                    | 5 500                    | 5 100                      | 5 000                      | 13 300                     | 13 500                     | 14 600                     | 12 900                 | 21100                    |
| BOTHERSOME TO RESPONDENT.   | 53 500  | 1 100                   | 1 500                    | 1 500                    | 2 900                    | 3 300                      | 3 700                      | 9 800                      | 9 400                      | 10 600                     | 9 600                  | 21500                    |
| WOULD LIKE TO MOVE.   | 6 600   | 200                     | 300                      | 200                      | 800                      | 600                        | 300                        | 900                        | 1 400                      | 1 600                      | 500                    | 20300                    |
| WOULD NOT LIKE TO MOVE.   | 46 800  | 900                     | 1 200                    | 1 400                    | 2 200                    | 2 600                      | 3 400                      | 8 800                      | 8 000                      | 9 000                      | 9 200                  | 21800                    |
| NOT REPORTED.   | -       | -                       | -                        | -                        | -                        | -                          | -                          | -                          | -                          | -                          | -                      | -                        |
| NOT BOTHERSOME TO RESPONDENT.   | 22 400  | 900                     | 300                      | 600                      | 2 600                    | 1 900                      | 1 200                      | 3 600                      | 4 000                      | 4 000                      | 3 200                  | 20100                    |
| NOT REPORTED.   | 200     | -                       | 200                      | -                        | -                        | -                          | -                          | -                          | -                          | -                          | -                      | -                        |
| NOT REPORTED.   | 900     | -                       | -                        | -                        | -                        | -                          | 200                        | -                          | 300                        | 200                        | 200                    | -                        |

TABLE C-4. INCOME OF FAMILIES AND PRIMARY INDIVIDUALS BY SELECTED NEIGHBORHOOD CHARACTERISTICS: 1976--CONTINUED  
(DATA BASED ON SAMPLE, SEE TEXT. FOR MINIMUM BASE FOR DERIVED FIGURES (PERCENT, MEDIAN, ETC.) AND MEANING OF SYMBOLS, SEE TEXT)

| STANDARD METROPOLITAN STATISTICAL AREA<br>BALTIMORE, MD.<br>NOT IN CENTRAL CITY | TOTAL   | LESS<br>THAN<br>\$3,000 | \$3,000<br>TO<br>\$4,999 | \$5,000<br>TO<br>\$6,999 | \$7,000<br>TO<br>\$9,999 | \$10,000<br>TO<br>\$12,499 | \$12,500<br>TO<br>\$14,999 | \$15,000<br>TO<br>\$19,999 | \$20,000<br>TO<br>\$24,999 | \$25,000<br>TO<br>\$34,999 | \$35,000<br>OR<br>MORE | MEDIAN<br>(DOL-<br>LARS) |
|---|---------|-------------------------|--------------------------|--------------------------|--------------------------|----------------------------|----------------------------|----------------------------|----------------------------|----------------------------|------------------------|--------------------------|
| NEIGHBORHOOD CONDITIONS AND WISH TO MOVE <sup>1</sup> --CON.                    |         |                         |                          |                          |                          |                            |                            |                            |                            |                            |                        |                          |
| OWNER OCCUPIED--CON.  |         |                         |                          |                          |                          |                            |                            |                            |                            |                            |                        |                          |
| NO TRASH, LITTER, OR JUNK   | 231 900 | 6 600                   | 8 300                    | 8 400                    | 12 200                   | 13 400                     | 17 200                     | 46 400                     | 42 200                     | 44 600                     | 32 700                 | 20400                    |
| WITH TRASH, LITTER, OR JUNK   | 58 800  | 1 900                   | 2 600                    | 2 400                    | 4 300                    | 3 700                      | 4 600                      | 11 200                     | 9 800                      | 10 200                     | 8 100                  | 19400                    |
| BOTHERSOME TO RESPONDENT  | 45 600  | 1 600                   | 1 700                    | 1 200                    | 3 100                    | 2 500                      | 3 700                      | 9 600                      | 7 000                      | 8 400                      | 6 900                  | 19700                    |
| WOULD LIKE TO MOVE  | 6 500   | 300                     | 300                      | -                        | 600                      | 500                        | 300                        | 1 400                      | 800                        | 1 600                      | 800                    | 19500                    |
| WOULD NOT LIKE TO MOVE  | 38 900  | 1 200                   | 1 400                    | 1 200                    | 2 500                    | 2 000                      | 3 400                      | 8 200                      | 6 000                      | 6 800                      | 6 100                  | 19700                    |
| NOT REPORTED  | 100     | -                       | -                        | -                        | -                        | -                          | -                          | -                          | 100                        | -                          | -                      | ...                      |
| NOT BOTHERSOME TO RESPONDENT  | 12 900  | 300                     | 900                      | 1 100                    | 1 200                    | 1 200                      | 800                        | 1 600                      | 2 800                      | 1 900                      | 1 100                  | 17700                    |
| NOT REPORTED  | 300     | -                       | -                        | 100                      | -                        | -                          | -                          | -                          | -                          | -                          | 200                    | ...                      |
| NOT REPORTED  | 500     | -                       | -                        | -                        | -                        | -                          | -                          | -                          | 300                        | -                          | 200                    | ...                      |
| NO BOARDED UP OR ABANDONED STRUCTURES   | 279 800 | 8 200                   | 10 300                   | 10 100                   | 15 900                   | 16 500                     | 20 800                     | 55 100                     | 50 500                     | 53 500                     | 39 000                 | 20300                    |
| WITH BOARDED UP OR ABANDONED STRUCTURES   | 10 700  | 100                     | 600                      | 700                      | 600                      | 600                        | 800                        | 2 500                      | 1 600                      | 1 400                      | 1 800                  | 18800                    |
| BOTHERSOME TO RESPONDENT  | 3 300   | 100                     | 100                      | 200                      | 200                      | 200                        | 300                        | 900                        | 200                        | 500                        | 600                    | ...                      |
| WOULD LIKE TO MOVE  | 300     | -                       | -                        | -                        | -                        | -                          | -                          | 200                        | -                          | -                          | 200                    | ...                      |
| WOULD NOT LIKE TO MOVE  | 2 900   | 100                     | 100                      | 200                      | 200                      | 200                        | 300                        | 800                        | 200                        | 500                        | 500                    | ...                      |
| NOT REPORTED  | -       | -                       | -                        | -                        | -                        | -                          | -                          | -                          | -                          | -                          | -                      | ...                      |
| NOT BOTHERSOME TO RESPONDENT  | 7 300   | -                       | 500                      | 600                      | 500                      | 500                        | 500                        | 1 500                      | 1 200                      | 900                        | 1 200                  | 19100                    |
| NOT REPORTED  | 200     | -                       | -                        | -                        | -                        | -                          | -                          | -                          | 200                        | -                          | -                      | ...                      |
| NOT REPORTED  | 600     | 100                     | -                        | -                        | -                        | -                          | 200                        | -                          | 200                        | -                          | 200                    | ...                      |
| RENTER OCCUPIED   |         |                         |                          |                          |                          |                            |                            |                            |                            |                            |                        |                          |
| NO STREET OR HIGHWAY NOISE  | 131 800 | 8 500                   | 7 600                    | 10 900                   | 21 700                   | 19 400                     | 13 300                     | 24 700                     | 13 900                     | 8 100                      | 3 700                  | 12200                    |
| WITH STREET OR HIGHWAY NOISE  | 88 500  | 5 500                   | 6 300                    | 7 000                    | 14 700                   | 12 300                     | 8 200                      | 18 300                     | 9 100                      | 5 000                      | 2 100                  | 12200                    |
| BOTHERSOME TO RESPONDENT  | 42 500  | 2 800                   | 1 400                    | 3 900                    | 6 800                    | 7 000                      | 5 100                      | 6 400                      | 4 600                      | 3 100                      | 1 500                  | 12300                    |
| WOULD LIKE TO MOVE  | 18 200  | 500                     | 500                      | 1 100                    | 2 300                    | 2 700                      | 2 300                      | 2 200                      | 1 200                      | 800                        | 600                    | 12500                    |
| WOULD NOT LIKE TO MOVE  | 5 100   | -                       | 300                      | 100                      | 900                      | 1 200                      | 1 100                      | 300                        | 900                        | 200                        | -                      | 12300                    |
| NOT REPORTED  | 9 100   | 500                     | 200                      | 900                      | 1 400                    | 1 500                      | 1 200                      | 1 800                      | 300                        | 600                        | 600                    | 12600                    |
| NOT BOTHERSOME TO RESPONDENT  | 28 400  | 2 300                   | 900                      | 2 800                    | 4 500                    | 4 300                      | 2 700                      | 4 200                      | 3 400                      | 2 300                      | 900                    | 12100                    |
| NOT REPORTED  | -       | -                       | -                        | -                        | -                        | -                          | -                          | -                          | -                          | -                          | -                      | ...                      |
| NOT REPORTED  | 800     | 300                     | -                        | -                        | 100                      | -                          | -                          | -                          | 200                        | -                          | 200                    | ...                      |
| NO AIRPLANE TRAFFIC NOISE   | 101 800 | 5 900                   | 6 100                    | 7 800                    | 17 500                   | 14 300                     | 10 000                     | 19 600                     | 10 700                     | 7 200                      | 2 800                  | 12400                    |
| WITH AIRPLANE TRAFFIC NOISE   | 29 100  | 2 300                   | 1 500                    | 3 100                    | 3 900                    | 5 100                      | 3 300                      | 5 100                      | 3 100                      | 900                        | 800                    | 11800                    |
| BOTHERSOME TO RESPONDENT  | 6 800   | -                       | 500                      | 900                      | 1 200                    | 1 200                      | 800                        | 1 200                      | 600                        | 300                        | -                      | 11600                    |
| WOULD LIKE TO MOVE  | 2 900   | -                       | 200                      | 300                      | 500                      | 500                        | 500                        | 600                        | 300                        | 200                        | -                      | ...                      |
| WOULD NOT LIKE TO MOVE  | 3 900   | -                       | 300                      | 600                      | 800                      | 800                        | 300                        | 600                        | 300                        | 200                        | -                      | 10800                    |
| NOT REPORTED  | -       | -                       | -                        | -                        | -                        | -                          | -                          | -                          | -                          | -                          | -                      | ...                      |
| NOT BOTHERSOME TO RESPONDENT  | 22 100  | 2 300                   | 1 100                    | 2 200                    | 2 600                    | 3 900                      | 2 500                      | 3 800                      | 2 300                      | 600                        | 800                    | 11800                    |
| NOT REPORTED  | 200     | -                       | -                        | -                        | -                        | -                          | -                          | -                          | 200                        | -                          | -                      | ...                      |
| NOT REPORTED  | 900     | 300                     | -                        | -                        | 300                      | -                          | -                          | -                          | 200                        | -                          | 200                    | ...                      |
| NO HEAVY TRAFFIC  | 100 700 | 5 100                   | 6 100                    | 8 300                    | 16 800                   | 13 900                     | 9 900                      | 20 600                     | 11 500                     | 6 500                      | 2 000                  | 12600                    |
| WITH HEAVY TRAFFIC  | 30 300  | 3 100                   | 1 600                    | 2 600                    | 4 800                    | 5 500                      | 3 300                      | 4 000                      | 2 300                      | 1 600                      | 1 500                  | 11400                    |
| BOTHERSOME TO RESPONDENT  | 10 200  | 500                     | 600                      | 900                      | 900                      | 2 300                      | 1 100                      | 1 100                      | 900                        | 600                        | 1 200                  | 12300                    |
| WOULD LIKE TO MOVE  | 2 900   | 200                     | 300                      | -                        | 300                      | 800                        | 500                        | 300                        | 300                        | 200                        | 100                    | ...                      |
| WOULD NOT LIKE TO MOVE  | 7 100   | 300                     | 300                      | 900                      | 600                      | 1 600                      | 600                        | 800                        | 600                        | 300                        | 1 000                  | 12200                    |
| NOT REPORTED  | 200     | -                       | -                        | -                        | -                        | -                          | -                          | -                          | -                          | 200                        | -                      | ...                      |
| NOT BOTHERSOME TO RESPONDENT  | 20 200  | 2 600                   | 900                      | 1 700                    | 3 800                    | 3 200                      | 2 300                      | 3 000                      | 1 400                      | 1 000                      | 300                    | 10800                    |
| NOT REPORTED  | -       | -                       | -                        | -                        | -                        | -                          | -                          | -                          | -                          | -                          | -                      | ...                      |
| NOT REPORTED  | 800     | 300                     | -                        | -                        | 100                      | -                          | -                          | -                          | 200                        | -                          | 200                    | ...                      |
| NO STREETS IN NEED OF REPAIR  | 112 300 | 6 800                   | 6 400                    | 9 200                    | 17 400                   | 16 500                     | 11 700                     | 21 500                     | 11 900                     | 7 500                      | 3 400                  | 12500                    |
| WITH STREETS IN NEED OF REPAIR  | 18 000  | 1 200                   | 1 100                    | 1 400                    | 4 200                    | 2 900                      | 1 500                      | 3 100                      | 1 800                      | 600                        | 100                    | 11000                    |
| BOTHERSOME TO RESPONDENT  | 11 600  | 200                     | 500                      | 1 000                    | 2 900                    | 1 700                      | 900                        | 2 200                      | 1 500                      | 600                        | 100                    | 11900                    |
| WOULD LIKE TO MOVE  | 1 700   | 200                     | 100                      | 200                      | 500                      | -                          | 200                        | 500                        | 200                        | -                          | -                      | ...                      |
| WOULD NOT LIKE TO MOVE  | 9 900   | -                       | 300                      | 800                      | 2 500                    | 1 700                      | 800                        | 1 700                      | 1 400                      | 600                        | 100                    | 12000                    |
| NOT REPORTED  | -       | -                       | -                        | -                        | -                        | -                          | -                          | -                          | -                          | -                          | -                      | ...                      |
| NOT BOTHERSOME TO RESPONDENT  | 6 500   | 1 100                   | 600                      | 400                      | 1 200                    | 1 200                      | 600                        | 900                        | 300                        | -                          | -                      | 9700                     |
| NOT REPORTED  | -       | -                       | -                        | -                        | -                        | -                          | -                          | -                          | -                          | -                          | -                      | ...                      |
| NOT REPORTED  | 1 400   | 500                     | 200                      | 300                      | 100                      | -                          | -                          | -                          | 200                        | -                          | 200                    | ...                      |
| NO ROADS IMPASSABLE   | 112 400 | 7 300                   | 6 600                    | 9 100                    | 18 400                   | 15 900                     | 11 000                     | 21 800                     | 11 500                     | 7 800                      | 3 100                  | 12300                    |
| WITH ROADS IMPASSABLE   | 16 900  | 800                     | 1 100                    | 1 700                    | 2 600                    | 3 100                      | 2 100                      | 2 900                      | 1 900                      | 300                        | 400                    | 11800                    |
| BOTHERSOME TO RESPONDENT  | 9 200   | 300                     | 400                      | 1 100                    | 1 900                    | 1 200                      | 1 100                      | 2 000                      | 600                        | 200                        | 400                    | 11800                    |
| WOULD LIKE TO MOVE  | 2 000   | -                       | -                        | -                        | 600                      | 300                        | 300                        | 600                        | 200                        | -                          | -                      | ...                      |
| WOULD NOT LIKE TO MOVE  | 7 200   | 300                     | 400                      | 1 100                    | 1 300                    | 900                        | 800                        | 1 400                      | 500                        | 200                        | 400                    | 11400                    |
| NOT REPORTED  | -       | -                       | -                        | -                        | -                        | -                          | -                          | -                          | -                          | -                          | -                      | ...                      |
| NOT BOTHERSOME TO RESPONDENT  | 7 700   | 500                     | 600                      | 600                      | 800                      | 1 900                      | 1 100                      | 900                        | 1 200                      | 200                        | -                      | 11900                    |
| NOT REPORTED  | -       | -                       | -                        | -                        | -                        | -                          | -                          | -                          | -                          | -                          | -                      | ...                      |
| NOT REPORTED  | 2 500   | 500                     | -                        | 200                      | 600                      | 300                        | 100                        | -                          | 600                        | -                          | 200                    | ...                      |
| NO OCCUPIED HOUSING IN RUNDOWN CONDITION  | 120 600 | 7 600                   | 7 000                    | 10 300                   | 20 000                   | 18 000                     | 11 800                     | 22 600                     | 12 100                     | 7 800                      | 3 400                  | 12100                    |
| WITH OCCUPIED HOUSING IN RUNDOWN CONDITION                                      | 10 000  | 500                     | 500                      | 600                      | 1 400                    | 1 400                      | 1 500                      | 2 000                      | 1 700                      | 300                        | 100                    | 13700                    |
| BOTHERSOME TO RESPONDENT  | 5 100   | 200                     | 500                      | 300                      | 900                      | 600                        | 600                        | 900                        | 600                        | 300                        | 100                    | 12800                    |
| WOULD LIKE TO MOVE  | 1 500   | 200                     | 100                      | -                        | 500                      | 200                        | 100                        | -                          | 500                        | -                          | -                      | ...                      |
| WOULD NOT LIKE TO MOVE  | 3 500   | -                       | 300                      | 300                      | 500                      | 500                        | 500                        | 900                        | 200                        | 300                        | 100                    | ...                      |
| NOT REPORTED  | -       | -                       | -                        | -                        | -                        | -                          | -                          | -                          | -                          | -                          | -                      | ...                      |
| NOT BOTHERSOME TO RESPONDENT  | 4 900   | 300                     | -                        | 300                      | 400                      | 800                        | 900                        | 1 100                      | 1 100                      | -                          | -                      | 14200                    |
| NOT REPORTED  | -       | -                       | -                        | -                        | -                        | -                          | -                          | -                          | -                          | -                          | -                      | ...                      |
| NOT REPORTED  | 1 700   | 500                     | 200                      | -                        | 300                      | -                          | -                          | -                          | 200                        | -                          | 200                    | ...                      |
| NO COMMERCIAL OR NONRESIDENTIAL ACTIVITIES                                      | 103 500 | 7 000                   | 6 200                    | 8 600                    | 17 100                   | 14 900                     | 9 700                      | 19 400                     | 10 700                     | 7 200                      | 2 600                  | 12200                    |
| WITH COMMERCIAL OR NONRESIDENTIAL ACTIVITIES                                    | 27 400  | 1 200                   | 1 400                    | 2 300                    | 4 600                    | 4 400                      | 3 500                      | 4 900                      | 3 100                      | 1 000                      | 900                    | 12300                    |
| BOTHERSOME TO RESPONDENT  | 3 000   | -                       | -                        | 200                      | 300                      | 300                        | 100                        | 600                        | 700                        | -                          | 700                    | ...                      |
| WOULD LIKE TO MOVE  | 1 200   | -                       | -                        | -                        | 100                      | -                          | 100                        | -                          | 300                        | -                          | 600                    | ...                      |
| WOULD NOT LIKE TO MOVE  | 1 800   | -                       | -                        | 200                      | 200                      | 300                        | -                          | 600                        | 400                        | -                          | 200                    | ...                      |
| NOT REPORTED  | -       | -                       | -                        | -                        | -                        | -                          | -                          | -                          | -                          | -                          | -                      | ...                      |
| NOT BOTHERSOME TO RESPONDENT  | 24 200  | 1 200                   | 1 400                    | 2 200                    | 4 300                    | 4 100                      | 3 400                      | 4 200                      | 2 300                      | 1 000                      | 100                    | 11800                    |
| NOT REPORTED  | 200     | -                       | -                        | -                        | -                        | -                          | -                          | 200                        | -                          | -                          | -                      | ...                      |
| NOT REPORTED  | 900     | 300                     | -                        | -                        | -                        | -                          | -                          | 300                        | 200                        | -                          | 200                    | ...                      |
| NO ODORS, SMOKE, OR GAS   | 118 000 | 7 900                   | 7 300                    | 10 000                   | 19 200                   | 17 400                     | 10 800                     | 22 000                     | 12 300                     | 7 800                      | 3 400                  | 12100                    |
| WITH ODORS, SMOKE, OR GAS   | 13 000  | 300                     | 300                      | 900                      | 2 400                    | 2 000                      | 2 500                      | 2 700                      | 1 500                      | 300                        | 200                    | 13100                    |
| BOTHERSOME TO RESPONDENT  | 6 800   | 200                     | -                        | 500                      | 1 100                    | 900                        | 1 200                      | 1 600                      | 1 100                      | 200                        | 200                    | 14100                    |
| WOULD LIKE TO MOVE  | 2 200   | -                       | -                        | 100                      | 800                      | 100                        | 300                        | 300                        | 300                        | -                          | -                      | ...                      |
| WOULD NOT LIKE TO MOVE  | 4 400   | 200                     | -                        | 300                      | 300                      | 800                        | 900                        | 1 200                      | 700                        | 200                        | -                      | 14800                    |
| NOT REPORTED  | 200     | -                       | -                        | -                        | -                        | -                          | -                          | -                          | -                          | -                          | 200                    | ...                      |
| NOT BOTHERSOME TO RESPONDENT  | 6 000   | 200                     | 300                      | 500                      | 1 300                    | 1 100                      | 1 200                      | 900                        | 500                        | 200                        | -                      | 12000                    |
| NOT REPORTED  | 200     | -                       | -                        | -                        | -                        | -                          | -                          | 200                        | -                          | -                          | -                      | ...                      |
| NOT REPORTED  | 800     | 300                     | -                        | -                        | 100                      | -                          | -                          | -                          | 200                        | -                          | 200                    | ...                      |

<sup>1</sup>WISH TO MOVE RELATES ONLY TO RESPONDENTS' OPINION OF SPECIFIC CONDITIONS.

TABLE C-4. INCOME OF FAMILIES AND PRIMARY INDIVIDUALS BY SELECTED NEIGHBORHOOD CHARACTERISTICS: 1976--CONTINUED  
 (DATA BASED ON SAMPLE, SEE TEXT, FOR MINIMUM BASE FOR DERIVED FIGURES (PERCENT, MEDIAN, ETC.) AND MEANING OF SYMBOLS, SEE TEXT)

| STANDARD METROPOLITAN STATISTICAL AREA<br>BALTIMORE, MD.<br>NOT IN CENTRAL CITY | TOTAL   | LESS<br>THAN<br>\$3,000 | \$3,000<br>TO<br>\$4,999 | \$5,000<br>TO<br>\$6,999 | \$7,000<br>TO<br>\$9,999 | \$10,000<br>TO<br>\$12,499 | \$12,500<br>TO<br>\$14,999 | \$15,000<br>TO<br>\$19,999 | \$20,000<br>TO<br>\$24,999 | \$25,000<br>TO<br>\$34,999 | \$35,000<br>OR<br>MORE | MEDIAN<br>(DOL-<br>LARS) |
|---|---------|-------------------------|--------------------------|--------------------------|--------------------------|----------------------------|----------------------------|----------------------------|----------------------------|----------------------------|------------------------|--------------------------|
| <b>NEIGHBORHOOD CONDITIONS AND WISH TO MOVE<sup>1</sup>--CON.</b>               |         |                         |                          |                          |                          |                            |                            |                            |                            |                            |                        |                          |
| <b>RENTER OCCUPIED--CON.</b>  |         |                         |                          |                          |                          |                            |                            |                            |                            |                            |                        |                          |
| ADEQUATE STREET LIGHTS. . . . .   | 104 800 | 6 200                   | 6 200                    | 8 700                    | 18 200                   | 13 500                     | 10 300                     | 21 000                     | 11 500                     | 6 400                      | 2 600                  | 12400                    |
| INADEQUATE STREET LIGHTS. . . . .   | 25 900  | 1 900                   | 1 200                    | 2 200                    | 3 500                    | 5 900                      | 2 900                      | 3 500                      | 2 300                      | 1 700                      | 900                    | 11800                    |
| BOTHERSOME TO RESPONDENT. . . . .   | 11 500  | 900                     | 500                      | 1 600                    | 1 200                    | 2 600                      | 1 400                      | 2 200                      | 300                        | 600                        | 200                    | 11500                    |
| WOULD LIKE TO MOVE. . . . .   | 1 900   | 300                     | 200                      | -                        | -                        | 500                        | 300                        | 200                        | 100                        | 200                        | -                      | -                        |
| WOULD NOT LIKE TO MOVE. . . . .   | 9 600   | 600                     | 300                      | 1 600                    | 1 100                    | 2 200                      | 1 100                      | 2 000                      | 200                        | 500                        | 200                    | 11400                    |
| NOT REPORTED. . . . .   | -       | -                       | -                        | -                        | -                        | -                          | -                          | -                          | -                          | -                          | -                      | -                        |
| NOT BOTHERSOME TO RESPONDENT. . . . .   | 14 400  | 900                     | 800                      | 600                      | 2 300                    | 3 200                      | 1 500                      | 1 300                      | 2 000                      | 1 100                      | 700                    | 12000                    |
| NOT REPORTED. . . . .   | -       | -                       | -                        | -                        | -                        | -                          | -                          | -                          | -                          | -                          | -                      | -                        |
| NOT REPORTED. . . . .   | 1 100   | 500                     | 200                      | -                        | -                        | -                          | -                          | 200                        | 200                        | -                          | 200                    | -                        |
| NO NEIGHBORHOOD CRIME. . . . .  | 101 500 | 6 400                   | 6 400                    | 8 300                    | 16 400                   | 14 900                     | 9 600                      | 18 800                     | 11 200                     | 6 700                      | 2 900                  | 12200                    |
| WITH NEIGHBORHOOD CRIME. . . . .  | 29 300  | 1 700                   | 1 200                    | 2 500                    | 5 300                    | 4 500                      | 3 700                      | 5 900                      | 2 600                      | 1 400                      | 600                    | 12200                    |
| BOTHERSOME TO RESPONDENT. . . . .   | 17 700  | 1 500                   | 800                      | 800                      | 3 700                    | 3 500                      | 2 200                      | 3 400                      | 1 500                      | 1 100                      | 300                    | 12200                    |
| WOULD LIKE TO MOVE. . . . .   | 7 400   | 200                     | 200                      | 300                      | 2 300                    | 1 200                      | 1 100                      | 800                        | 800                        | 500                        | 100                    | 11600                    |
| WOULD NOT LIKE TO MOVE. . . . .   | 10 300  | 300                     | 600                      | 500                      | 1 400                    | 2 300                      | 1 100                      | 2 600                      | 800                        | 600                        | 200                    | 12700                    |
| NOT REPORTED. . . . .   | -       | -                       | -                        | -                        | -                        | -                          | -                          | -                          | -                          | -                          | -                      | -                        |
| NOT BOTHERSOME TO RESPONDENT. . . . .   | 11 500  | 1 200                   | 500                      | 1 700                    | 1 500                    | 900                        | 1 500                      | 2 400                      | 1 100                      | 300                        | 300                    | 12100                    |
| NOT REPORTED. . . . .   | 200     | -                       | -                        | -                        | -                        | -                          | -                          | 200                        | -                          | -                          | -                      | -                        |
| NOT REPORTED. . . . .   | 900     | 500                     | -                        | 200                      | -                        | -                          | -                          | -                          | 200                        | -                          | 200                    | -                        |
| NO TRASH, LITTER, OR JUNK. . . . .  | 109 500 | 7 100                   | 6 500                    | 8 600                    | 18 300                   | 15 800                     | 10 800                     | 22 300                     | 10 500                     | 6 600                      | 2 900                  | 12300                    |
| WITH TRASH, LITTER, OR JUNK. . . . .  | 21 500  | 900                     | 1 100                    | 2 300                    | 3 400                    | 3 500                      | 2 400                      | 2 300                      | 3 200                      | 1 600                      | 600                    | 12100                    |
| BOTHERSOME TO RESPONDENT. . . . .   | 14 400  | 300                     | 900                      | 1 200                    | 2 300                    | 2 600                      | 1 400                      | 1 700                      | 2 300                      | 900                        | 600                    | 12300                    |
| WOULD LIKE TO MOVE. . . . .   | 4 200   | 200                     | 200                      | 1 200                    | 1 100                    | 800                        | 300                        | 800                        | 800                        | 900                        | 600                    | 11800                    |
| WOULD NOT LIKE TO MOVE. . . . .   | 10 200  | 100                     | 800                      | 1 100                    | 1 200                    | 1 800                      | 1 100                      | 900                        | 1 500                      | 900                        | 600                    | 12500                    |
| NOT REPORTED. . . . .   | -       | -                       | -                        | -                        | -                        | -                          | -                          | -                          | -                          | -                          | -                      | -                        |
| NOT BOTHERSOME TO RESPONDENT. . . . .   | 6 900   | 600                     | 200                      | 900                      | 1 100                    | 900                        | 1 100                      | 600                        | 900                        | 600                        | -                      | 11600                    |
| NOT REPORTED. . . . .   | 200     | -                       | -                        | 200                      | -                        | -                          | -                          | -                          | -                          | -                          | -                      | -                        |
| NOT REPORTED. . . . .   | 800     | 500                     | -                        | -                        | -                        | -                          | -                          | -                          | 200                        | -                          | -                      | -                        |
| NO BOARDED UP OR ABANDONED STRUCTURES. . . . .                                  | 125 000 | 7 600                   | 7 200                    | 10 300                   | 20 800                   | 18 100                     | 13 100                     | 23 700                     | 12 900                     | 8 100                      | 3 200                  | 12300                    |
| WITH BOARDED UP OR ABANDONED STRUCTURES. . . . .                                | 5 900   | 500                     | 500                      | 600                      | 800                      | 1 200                      | 200                        | 900                        | 900                        | -                          | -                      | 11300                    |
| BOTHERSOME TO RESPONDENT. . . . .   | 1 200   | 200                     | 300                      | 100                      | 300                      | -                          | -                          | 300                        | -                          | -                          | -                      | -                        |
| WOULD LIKE TO MOVE. . . . .   | 600     | 200                     | 100                      | -                        | 300                      | -                          | -                          | -                          | -                          | -                          | -                      | -                        |
| WOULD NOT LIKE TO MOVE. . . . .   | 600     | -                       | 200                      | 100                      | -                        | -                          | -                          | 300                        | -                          | -                          | -                      | -                        |
| NOT REPORTED. . . . .   | -       | -                       | -                        | -                        | -                        | -                          | -                          | -                          | -                          | -                          | -                      | -                        |
| NOT BOTHERSOME TO RESPONDENT. . . . .   | 4 600   | 300                     | 100                      | 500                      | 500                      | 1 200                      | 200                        | 600                        | 900                        | -                          | 300                    | 11900                    |
| NOT REPORTED. . . . .   | -       | -                       | -                        | -                        | -                        | -                          | -                          | -                          | -                          | -                          | -                      | -                        |
| NOT REPORTED. . . . .   | 900     | 500                     | -                        | -                        | 100                      | -                          | -                          | -                          | 200                        | -                          | 200                    | -                        |
| <b>NEIGHBORHOOD SERVICES</b>  |         |                         |                          |                          |                          |                            |                            |                            |                            |                            |                        |                          |
| <b>OWNER OCCUPIED.</b>  |         |                         |                          |                          |                          |                            |                            |                            |                            |                            |                        |                          |
| ADEQUATE NEIGHBORHOOD SERVICES. . . . .   | 291 200 | 8 500                   | 10 900                   | 10 900                   | 16 500                   | 17 100                     | 21 800                     | 57 500                     | 52 200                     | 54 800                     | 41 000                 | 20200                    |
| INADEQUATE NEIGHBORHOOD SERVICES <sup>2</sup> . . . . .                         | 134 800 | 3 700                   | 4 600                    | 5 800                    | 9 900                    | 9 100                      | 10 300                     | 25 900                     | 24 900                     | 24 500                     | 16 100                 | 19600                    |
| PUBLIC TRANSPORTATION. . . . .  | 156 100 | 4 800                   | 6 300                    | 5 000                    | 6 600                    | 8 000                      | 11 500                     | 31 700                     | 27 200                     | 30 400                     | 24 700                 | 20800                    |
| SCHOOLS. . . . .  | 122 000 | 3 200                   | 4 500                    | 3 700                    | 4 900                    | 5 900                      | 8 800                      | 24 300                     | 22 600                     | 24 000                     | 20 000                 | 21200                    |
| SHOPPING. . . . .   | 17 500  | 600                     | 200                      | 500                      | 900                      | 800                        | 800                        | 3 100                      | 3 400                      | 4 600                      | 2 600                  | 22900                    |
| POLICE PROTECTION. . . . .  | 28 300  | 1 200                   | 1 800                    | 1 200                    | 1 200                    | 800                        | 2 500                      | 5 600                      | 5 000                      | 4 500                      | 4 400                  | 19700                    |
| FIRE PROTECTION. . . . .  | 24 900  | 900                     | 1 200                    | 600                      | 1 100                    | 2 000                      | 2 200                      | 6 500                      | 2 300                      | 5 100                      | 2 800                  | 16300                    |
| HOSPITALS OR HEALTH CLINICS. . . . .  | 5 300   | 200                     | 300                      | 200                      | 300                      | 500                        | 500                        | 1 200                      | 500                        | 1 400                      | 300                    | 16100                    |
| DON'T KNOW. . . . .   | 28 400  | 900                     | 900                      | 1 100                    | 1 900                    | 1 400                      | 2 200                      | 6 600                      | 4 200                      | 5 900                      | 3 700                  | 19600                    |
| NOT REPORTED. . . . .   | 300     | -                       | -                        | -                        | -                        | -                          | -                          | -                          | 200                        | -                          | 200                    | -                        |
| <b>RENTER OCCUPIED</b>  |         |                         |                          |                          |                          |                            |                            |                            |                            |                            |                        |                          |
| ADEQUATE NEIGHBORHOOD SERVICES. . . . .   | 131 800 | 8 500                   | 7 600                    | 10 900                   | 21 700                   | 19 400                     | 13 300                     | 24 700                     | 13 900                     | 8 100                      | 3 700                  | 12200                    |
| INADEQUATE NEIGHBORHOOD SERVICES <sup>2</sup> . . . . .                         | 77 600  | 4 900                   | 4 700                    | 6 900                    | 12 200                   | 12 000                     | 7 700                      | 15 800                     | 6 600                      | 4 400                      | 2 500                  | 12100                    |
| PUBLIC TRANSPORTATION. . . . .  | 53 600  | 3 300                   | 2 900                    | 4 000                    | 9 500                    | 7 300                      | 5 600                      | 8 900                      | 7 200                      | 3 700                      | 1 100                  | 12400                    |
| SCHOOLS. . . . .  | 42 100  | 2 500                   | 2 200                    | 2 900                    | 7 000                    | 5 800                      | 3 700                      | 7 900                      | 5 900                      | 3 100                      | 1 100                  | 12900                    |
| SHOPPING. . . . .   | 3 000   | -                       | 200                      | 200                      | 300                      | 300                        | 500                        | 900                        | 500                        | 200                        | -                      | -                        |
| POLICE PROTECTION. . . . .  | 8 800   | 900                     | 500                      | 1 300                    | 1 200                    | 1 400                      | 1 100                      | 1 200                      | 900                        | 100                        | 200                    | 11000                    |
| FIRE PROTECTION. . . . .  | 6 200   | 600                     | -                        | 200                      | 1 700                    | 800                        | 1 200                      | 900                        | 600                        | 200                        | -                      | 12000                    |
| HOSPITALS OR HEALTH CLINICS. . . . .  | 1 400   | 200                     | 200                      | 300                      | -                        | 100                        | -                          | 300                        | 200                        | 100                        | -                      | -                        |
| DON'T KNOW. . . . .   | 9 900   | 800                     | 300                      | 300                      | 1 600                    | 1 100                      | 1 200                      | 1 900                      | 2 100                      | 600                        | -                      | 14400                    |
| NOT REPORTED. . . . .   | 600     | 300                     | -                        | -                        | -                        | -                          | -                          | -                          | 200                        | -                          | 200                    | -                        |
| <b>NEIGHBORHOOD SERVICES AND WISH TO MOVE<sup>3</sup></b>                       |         |                         |                          |                          |                          |                            |                            |                            |                            |                            |                        |                          |
| <b>OWNER OCCUPIED.</b>  |         |                         |                          |                          |                          |                            |                            |                            |                            |                            |                        |                          |
| WITH INADEQUATE SERVICE. . . . .  | 291 200 | 8 500                   | 10 900                   | 10 900                   | 16 500                   | 17 100                     | 21 800                     | 57 500                     | 52 200                     | 54 800                     | 41 000                 | 20200                    |
| HOUSEHOLD WOULD LIKE TO MOVE <sup>3</sup> . . . . .                             | 156 100 | 4 800                   | 6 300                    | 5 000                    | 6 600                    | 8 000                      | 11 500                     | 31 700                     | 27 200                     | 30 400                     | 24 700                 | 20600                    |
| BECAUSE OF PUBLIC TRANSPORTATION. . . . .                                       | 12 100  | 1 300                   | 900                      | 500                      | 900                      | 900                        | 600                        | 2 800                      | 1 300                      | 2 200                      | 600                    | 16400                    |
| BECAUSE OF SCHOOLS. . . . .   | 5 200   | 500                     | 300                      | 200                      | 300                      | 500                        | 500                        | 1 400                      | 300                        | 900                        | 300                    | 16400                    |
| BECAUSE OF SHOPPING. . . . .  | 3 900   | 300                     | 200                      | 200                      | 300                      | 100                        | 200                        | 600                        | 600                        | 1 200                      | 100                    | 23600                    |
| BECAUSE OF POLICE PROTECTION. . . . .   | 2 500   | 500                     | 300                      | 500                      | -                        | -                          | 200                        | 600                        | -                          | 500                        | -                      | -                        |
| BECAUSE OF FIRE PROTECTION. . . . .   | 3 400   | 300                     | 300                      | -                        | 200                      | 300                        | 200                        | 1 100                      | 500                        | 500                        | 200                    | -                        |
| BECAUSE OF HOSPITALS OR HEALTH CLINICS. . . . .                                 | 300     | -                       | -                        | -                        | -                        | -                          | 200                        | 300                        | -                          | 500                        | -                      | -                        |
| HOUSEHOLD WOULD NOT LIKE TO MOVE. . . . .                                       | 1 700   | 100                     | 200                      | -                        | 500                      | -                          | -                          | 600                        | -                          | -                          | -                      | -                        |
| NOT REPORTED. . . . .   | 138 900 | 3 500                   | 4 900                    | 4 400                    | 5 500                    | 6 800                      | 10 600                     | 28 400                     | 24 400                     | 26 600                     | 23 800                 | 21100                    |
| WITH ADEQUATE SERVICE. . . . .  | 5 100   | -                       | 500                      | -                        | 200                      | 300                        | 300                        | 500                        | 1 600                      | 1 600                      | 300                    | 22700                    |
| NOT REPORTED. . . . .   | 134 800 | 3 700                   | 4 600                    | 5 800                    | 9 900                    | 9 100                      | 10 300                     | 25 900                     | 24 900                     | 24 500                     | 16 100                 | 19600                    |
| NOT REPORTED. . . . .   | 300     | -                       | -                        | -                        | -                        | -                          | -                          | -                          | 200                        | -                          | 200                    | -                        |
| <b>RENTER OCCUPIED</b>  |         |                         |                          |                          |                          |                            |                            |                            |                            |                            |                        |                          |
| WITH INADEQUATE SERVICE. . . . .  | 131 800 | 8 500                   | 7 600                    | 10 900                   | 21 700                   | 19 400                     | 13 300                     | 24 700                     | 13 900                     | 8 100                      | 3 700                  | 12200                    |
| HOUSEHOLD WOULD LIKE TO MOVE <sup>3</sup> . . . . .                             | 53 600  | 3 300                   | 2 900                    | 4 000                    | 9 500                    | 7 300                      | 5 600                      | 8 900                      | 7 200                      | 3 700                      | 1 100                  | 12400                    |
| BECAUSE OF PUBLIC TRANSPORTATION. . . . .                                       | 8 700   | 600                     | 500                      | 500                      | 2 000                    | 1 200                      | 900                        | 1 300                      | 1 400                      | 300                        | -                      | 11600                    |
| BECAUSE OF SCHOOLS. . . . .   | 5 800   | 300                     | 200                      | 300                      | 1 300                    | 900                        | 600                        | 900                        | 900                        | 300                        | -                      | 17300                    |
| BECAUSE OF SHOPPING. . . . .  | 500     | -                       | -                        | -                        | -                        | -                          | -                          | 200                        | 300                        | -                          | -                      | -                        |
| BECAUSE OF POLICE PROTECTION. . . . .   | 600     | -                       | 200                      | -                        | -                        | 300                        | -                          | 200                        | 200                        | -                          | -                      | -                        |
| BECAUSE OF FIRE PROTECTION. . . . .   | 2 200   | 200                     | -                        | 200                      | 800                      | 100                        | 500                        | 300                        | 200                        | -                          | -                      | -                        |
| BECAUSE OF HOSPITALS OR HEALTH CLINICS. . . . .                                 | 500     | 200                     | -                        | -                        | -                        | -                          | -                          | 300                        | 200                        | -                          | -                      | -                        |
| HOUSEHOLD WOULD NOT LIKE TO MOVE. . . . .                                       | 900     | -                       | 300                      | -                        | 500                      | 200                        | -                          | -                          | -                          | -                          | -                      | -                        |
| NOT REPORTED. . . . .   | 42 800  | 2 700                   | 2 500                    | 2 800                    | 7 100                    | 6 100                      | 4 300                      | 7 300                      | 5 500                      | 3 400                      | 1 100                  | 12600                    |
| WITH ADEQUATE SERVICE. . . . .  | 2 000   | -                       | 800                      | -                        | 300                      | -                          | 300                        | 300                        | 300                        | -                          | -                      | -                        |
| NOT REPORTED. . . . .   | 77 600  | 4 900                   | 4 700                    | 6 900                    | 12 200                   | 12 000                     | 7 700                      | 15 800                     | 6 600                      | 4 400                      | 2 500                  | 12100                    |
| NOT REPORTED. . . . .   | 600     | 300                     | -                        | -                        | -                        | -                          | -                          | -                          | 200                        | -                          | 200                    | -                        |

<sup>1</sup> WISH TO MOVE RELATES ONLY TO RESPONDENTS' OPINION OF SPECIFIC CONDITIONS.  
<sup>2</sup> FIGURES WILL NOT ADD TO TOTAL BECAUSE MORE THAN ONE INADEQUATE SERVICE WAS REPORTED FOR THE SAME UNIT.  
<sup>3</sup> WISH TO MOVE RELATES ONLY TO RESPONDENTS' OPINION OF SPECIFIC SERVICES.

TABLE C-4. INCOME OF FAMILIES AND PRIMARY INDIVIDUALS BY SELECTED NEIGHBORHOOD CHARACTERISTICS: 1976--CONTINUED

(DATA BASED ON SAMPLE, SEE TEXT. FOR MINIMUM BASE FOR DERIVED FIGURES (PERCENT, MEDIAN, ETC.) AND MEANING OF SYMBOLS, SEE TEXT)

| STANDARD METROPOLITAN STATISTICAL AREA<br>BALTIMORE, MD.<br>NOT IN CENTRAL CITY | TOTAL   | LESS<br>THAN<br>\$3,000 | \$3,000<br>TO<br>\$4,999 | \$5,000<br>TO<br>\$6,999 | \$7,000<br>TO<br>\$9,999 | \$10,000<br>TO<br>\$12,499 | \$12,500<br>TO<br>\$14,999 | \$15,000<br>TO<br>\$19,999 | \$20,000<br>TO<br>\$24,999 | \$25,000<br>TO<br>\$34,999 | \$35,000<br>OR<br>MORE | MEDIAN<br>(DOL-<br>LARS) |
|---|---------|-------------------------|--------------------------|--------------------------|--------------------------|----------------------------|----------------------------|----------------------------|----------------------------|----------------------------|------------------------|--------------------------|
| OVERALL OPINION OF NEIGHBORHOOD   |         |                         |                          |                          |                          |                            |                            |                            |                            |                            |                        |                          |
| OWNER OCCUPIED . . . . .  | 291 200 | 8 500                   | 10 900                   | 10 900                   | 16 500                   | 17 100                     | 21 800                     | 57 500                     | 52 200                     | 54 800                     | 41 000                 | 20200                    |
| EXCELLENT . . . . .   | 139 100 | 3 700                   | 3 700                    | 5 400                    | 7 700                    | 6 600                      | 7 700                      | 26 700                     | 24 800                     | 28 300                     | 24 500                 | 21600                    |
| GOOD . . . . .  | 122 700 | 2 900                   | 6 000                    | 4 800                    | 6 300                    | 8 000                      | 11 700                     | 24 300                     | 22 600                     | 22 700                     | 13 400                 | 19400                    |
| FAIR . . . . .  | 26 100  | 1 100                   | 900                      | 600                      | 2 300                    | 2 200                      | 2 200                      | 6 400                      | 4 300                      | 3 600                      | 2 600                  | 18000                    |
| POOR . . . . .  | 2 400   | 800                     | 300                      | 100                      | 200                      | 300                        | 200                        | 200                        | 300                        | 200                        | 500                    | ...                      |
| NOT REPORTED . . . . .  | 800     | -                       | -                        | -                        | -                        | -                          | -                          | -                          | -                          | -                          | -                      | ...                      |
| HOUSEHOLD WOULD LIKE TO MOVE . . . . .  | 29 800  | 800                     | 1 100                    | 1 100                    | 2 500                    | 2 300                      | 2 200                      | 5 900                      | 4 300                      | 5 400                      | 4 300                  | 19300                    |
| EXCELLENT . . . . .   | 5 100   | 100                     | 200                      | 300                      | 500                      | 300                        | 200                        | 600                        | 500                        | 600                        | 1 800                  | 23900                    |
| GOOD . . . . .  | 13 400  | -                       | 500                      | 600                      | 1 200                    | 800                        | 1 200                      | 2 500                      | 2 300                      | 3 100                      | 1 200                  | 19900                    |
| FAIR . . . . .  | 10 100  | 300                     | 300                      | -                        | 800                      | 900                        | 800                        | 2 800                      | 1 300                      | 1 700                      | 1 200                  | 18500                    |
| POOR . . . . .  | 1 200   | 300                     | 200                      | 100                      | -                        | 300                        | -                          | -                          | 300                        | -                          | -                      | ...                      |
| NOT REPORTED . . . . .  | 1 200   | -                       | -                        | -                        | -                        | -                          | -                          | -                          | -                          | -                          | -                      | ...                      |
| HOUSEHOLD WOULD NOT LIKE TO MOVE . . . . .                                      | 260 700 | 7 700                   | 9 800                    | 9 700                    | 14 000                   | 14 800                     | 19 600                     | 51 700                     | 47 700                     | 49 100                     | 36 500                 | 20300                    |
| EXCELLENT . . . . .   | 133 800 | 3 500                   | 3 600                    | 4 900                    | 7 300                    | 6 300                      | 7 600                      | 26 100                     | 24 300                     | 27 500                     | 22 700                 | 21600                    |
| GOOD . . . . .  | 109 100 | 2 900                   | 5 500                    | 4 100                    | 5 100                    | 7 300                      | 10 500                     | 21 800                     | 20 300                     | 19 400                     | 12 100                 | 19400                    |
| FAIR . . . . .  | 16 100  | 800                     | 600                      | 600                      | 1 500                    | 1 200                      | 1 400                      | 3 600                      | 3 100                      | 1 900                      | 1 400                  | 17600                    |
| POOR . . . . .  | 1 200   | 500                     | 100                      | -                        | 200                      | -                          | 200                        | 200                        | -                          | 200                        | 300                    | ...                      |
| NOT REPORTED . . . . .  | 500     | -                       | -                        | -                        | -                        | -                          | -                          | -                          | 200                        | 300                        | 200                    | ...                      |
| NOT REPORTED . . . . .  | 800     | -                       | -                        | 100                      | -                        | -                          | -                          | -                          | -                          | -                          | -                      | ...                      |
| RENTER OCCUPIED . . . . .   | 131 800 | 8 500                   | 7 600                    | 10 900                   | 21 700                   | 19 400                     | 13 300                     | 24 700                     | 13 900                     | 8 100                      | 3 700                  | 12200                    |
| EXCELLENT . . . . .   | 45 400  | 2 500                   | 2 700                    | 3 700                    | 6 200                    | 5 900                      | 4 000                      | 10 600                     | 4 500                      | 3 600                      | 1 700                  | 13600                    |
| GOOD . . . . .  | 62 500  | 4 500                   | 2 800                    | 4 100                    | 11 400                   | 8 900                      | 7 400                      | 11 300                     | 6 600                      | 3 900                      | 1 700                  | 12400                    |
| FAIR . . . . .  | 20 200  | 1 200                   | 1 900                    | 2 600                    | 3 200                    | 4 600                      | 1 400                      | 2 300                      | 2 200                      | 600                        | 100                    | 10600                    |
| POOR . . . . .  | 2 800   | 300                     | 500                      | 500                      | 800                      | -                          | 200                        | 500                        | 200                        | -                          | -                      | ...                      |
| NOT REPORTED . . . . .  | 900     | -                       | -                        | -                        | 100                      | -                          | -                          | -                          | -                          | -                          | -                      | ...                      |
| HOUSEHOLD WOULD LIKE TO MOVE . . . . .  | 18 500  | 600                     | 1 100                    | 1 100                    | 3 900                    | 3 200                      | 2 600                      | 2 500                      | 2 000                      | 900                        | 600                    | 12000                    |
| EXCELLENT . . . . .   | 1 400   | 200                     | -                        | -                        | -                        | 300                        | 600                        | 200                        | -                          | 200                        | -                      | ...                      |
| GOOD . . . . .  | 8 500   | 200                     | 500                      | 300                      | 1 900                    | 1 300                      | 1 200                      | 1 300                      | 900                        | 600                        | 400                    | 12900                    |
| FAIR . . . . .  | 6 200   | 300                     | 500                      | 500                      | 1 300                    | 1 700                      | 500                        | 600                        | 600                        | 200                        | 100                    | 10900                    |
| POOR . . . . .  | 2 500   | -                       | 200                      | 300                      | 800                      | -                          | 300                        | 500                        | -                          | -                          | -                      | ...                      |
| NOT REPORTED . . . . .  | -       | -                       | -                        | -                        | -                        | -                          | -                          | -                          | -                          | -                          | -                      | ...                      |
| HOUSEHOLD WOULD NOT LIKE TO MOVE . . . . .                                      | 112 300 | 7 600                   | 6 600                    | 9 800                    | 17 800                   | 16 100                     | 10 600                     | 22 000                     | 11 600                     | 7 200                      | 2 900                  | 12200                    |
| EXCELLENT . . . . .   | 43 800  | 2 400                   | 2 700                    | 3 700                    | 6 200                    | 5 600                      | 3 400                      | 10 400                     | 4 400                      | 3 400                      | 1 700                  | 13500                    |
| GOOD . . . . .  | 53 900  | 4 300                   | 2 300                    | 3 800                    | 9 500                    | 7 600                      | 6 200                      | 9 900                      | 5 700                      | 3 300                      | 1 200                  | 12300                    |
| FAIR . . . . .  | 14 000  | 900                     | 1 400                    | 2 200                    | 2 000                    | 2 900                      | 900                        | 1 700                      | 1 600                      | 500                        | -                      | 10500                    |
| POOR . . . . .  | 300     | -                       | 100                      | 100                      | -                        | -                          | -                          | -                          | -                          | -                          | -                      | ...                      |
| NOT REPORTED . . . . .  | 300     | -                       | -                        | -                        | 100                      | -                          | 200                        | -                          | -                          | -                          | -                      | ...                      |
| NOT REPORTED . . . . .  | 900     | 300                     | -                        | -                        | -                        | -                          | -                          | 200                        | 300                        | -                          | 200                    | ...                      |

TABLE C-5. VALUE OF OWNER OCCUPIED HOUSING UNITS BY OCCUPANCY AND UTILIZATION CHARACTERISTICS AND SERVICES AVAILABLE: 1976

(DATA BASED ON SAMPLE, SEE TEXT. FOR MINIMUM BASE FOR DERIVED FIGURES (PERCENT, MEDIAN, ETC.) AND MEANING OF SYMBOLS, SEE TEXT)

| STANDARD METROPOLITAN STATISTICAL AREA<br>BALTIMORE, MD.<br>NOT IN CENTRAL CITY | TOTAL   | LESS<br>THAN<br>\$10,000 | \$10,000<br>TO<br>\$19,999 | \$20,000<br>TO<br>\$24,999 | \$25,000<br>TO<br>\$29,999 | \$30,000<br>TO<br>\$34,999 | \$35,000<br>TO<br>\$39,999 | \$40,000<br>TO<br>\$49,999 | \$50,000<br>TO<br>\$59,999 | \$60,000<br>TO<br>\$74,999 | \$75,000<br>OR<br>MORE | MEDIAN<br>(DOL-<br>LARS) |
|---|---------|--------------------------|----------------------------|----------------------------|----------------------------|----------------------------|----------------------------|----------------------------|----------------------------|----------------------------|------------------------|--------------------------|
| SPECIFIED OWNER OCCUPIED <sup>1</sup> . . . . .                                 | 261 800 | 1 400                    | 10 300                     | 15 300                     | 18 500                     | 31 200                     | 31 700                     | 58 900                     | 39 800                     | 25 900                     | 28 700                 | 43800                    |
| DURATION OF OCCUPANCY   |         |                          |                            |                            |                            |                            |                            |                            |                            |                            |                        |                          |
| HOUSEHOLD HEAD LIVED HERE:  |         |                          |                            |                            |                            |                            |                            |                            |                            |                            |                        |                          |
| LESS THAN 3 MONTHS . . . . .  | 5 000   | -                        | 300                        | -                          | 500                        | 300                        | 600                        | 1 200                      | 600                        | 300                        | 1 100                  | 46300                    |
| 3 MONTHS OR LONGER . . . . .  | 256 800 | 1 400                    | 10 000                     | 15 300                     | 18 100                     | 30 900                     | 31 000                     | 57 700                     | 39 200                     | 25 600                     | 27 700                 | 43800                    |
| LIVED HERE LAST WINTER . . . . .  | 250 300 | 1 400                    | 9 800                      | 15 300                     | 17 800                     | 30 000                     | 29 800                     | 56 500                     | 37 800                     | 24 800                     | 27 200                 | 43700                    |
| CONDITION OF KITCHEN FACILITIES   |         |                          |                            |                            |                            |                            |                            |                            |                            |                            |                        |                          |
| WITH COMPLETE KITCHEN FACILITIES . . . . .                                      | 260 400 | 1 100                    | 10 000                     | 15 000                     | 18 400                     | 31 200                     | 31 700                     | 58 900                     | 39 700                     | 25 900                     | 28 600                 | 43900                    |
| ALL USABLE . . . . .  | 260 000 | 1 100                    | 10 000                     | 15 000                     | 18 100                     | 31 200                     | 31 500                     | 58 900                     | 39 700                     | 25 900                     | 28 600                 | 43900                    |
| 1 OR MORE NOT USABLE . . . . .  | 300     | -                        | -                          | -                          | 200                        | -                          | 100                        | -                          | -                          | -                          | -                      | ...                      |
| NOT REPORTED . . . . .  | 200     | -                        | -                          | -                          | 200                        | -                          | -                          | -                          | -                          | -                          | -                      | ...                      |
| LACKING COMPLETE KITCHEN FACILITIES . . . . .                                   | 1 400   | 300                      | 300                        | 300                        | 200                        | -                          | -                          | -                          | 200                        | -                          | 200                    | ...                      |
| BEDROOMS  |         |                          |                            |                            |                            |                            |                            |                            |                            |                            |                        |                          |
| NONE AND 1 . . . . .  | 6 900   | 100                      | 1 100                      | 600                        | 600                        | 900                        | 900                        | 1 100                      | 300                        | -                          | 1 200                  | 35600                    |
| 2 OR MORE . . . . .   | 254 800 | 1 200                    | 9 200                      | 14 700                     | 17 900                     | 30 300                     | 30 700                     | 57 800                     | 39 500                     | 25 900                     | 27 500                 | 44000                    |
| NONE LACKING PRIVACY . . . . .  | 245 600 | 800                      | 8 900                      | 14 000                     | 17 200                     | 28 800                     | 29 800                     | 56 700                     | 38 000                     | 25 100                     | 26 400                 | 44100                    |
| 1 OR MORE LACKING PRIVACY . . . . .   | 8 900   | 500                      | 300                        | 700                        | 800                        | 1 500                      | 900                        | 1 100                      | 1 600                      | 500                        | 1 100                  | 38500                    |
| PRIVACY NOT REPORTED . . . . .  | 300     | -                        | -                          | -                          | -                          | -                          | -                          | -                          | -                          | 300                        | -                      | ...                      |
| 3-OR-MORE-PERSON HOUSEHOLDS . . . . .   | 169 300 | 300                      | 4 400                      | 6 800                      | 10 500                     | 20 200                     | 18 900                     | 41 900                     | 26 100                     | 20 200                     | 20 000                 | 45600                    |
| NO BEDROOMS USED BY 3 PERSONS OR MORE . . . . .                                 | 163 100 | 300                      | 3 700                      | 6 800                      | 9 700                      | 19 400                     | 18 500                     | 40 600                     | 25 500                     | 19 700                     | 18 900                 | 45700                    |
| BEDROOMS USED BY 3 PERSONS OR MORE . . . . .                                    | 3 900   | -                        | 600                        | -                          | 800                        | 500                        | 300                        | 900                        | 300                        | 200                        | 300                    | 36400                    |
| 1 . . . . .   | 3 600   | -                        | 600                        | -                          | 600                        | 300                        | 300                        | 900                        | 300                        | 200                        | 300                    | ...                      |
| 2 OR MORE . . . . .   | 300     | -                        | -                          | -                          | 200                        | 200                        | -                          | -                          | -                          | -                          | -                      | ...                      |
| BEDROOMS USED BY PERSONS 13 YEARS OF AGE OR OLDER . . . . .                     | 2 500   | -                        | 600                        | -                          | 500                        | 500                        | 300                        | 100                        | 200                        | 200                        | 200                    | ...                      |
| NO BEDROOMS USED BY PERSONS 13 YEARS OF AGE OR OLDER . . . . .                  | 1 100   | -                        | -                          | -                          | 200                        | -                          | -                          | 800                        | 200                        | -                          | -                      | ...                      |
| NOT REPORTED . . . . .  | 300     | -                        | -                          | -                          | 200                        | -                          | -                          | -                          | -                          | -                          | 200                    | ...                      |
| NO BEDROOMS . . . . .   | 2 300   | -                        | -                          | -                          | -                          | -                          | 300                        | 200                        | 300                        | 300                        | 800                    | ...                      |
| NOT REPORTED . . . . .  | 2 300   | -                        | -                          | -                          | -                          | -                          | -                          | -                          | -                          | -                          | -                      | ...                      |
| 1- AND 2-PERSON HOUSEHOLDS . . . . .  | 92 400  | 1 100                    | 5 800                      | 8 500                      | 8 100                      | 11 000                     | 12 700                     | 17 100                     | 13 800                     | 5 700                      | 8 800                  | 39600                    |

<sup>1</sup>LIMITED TO 1-FAMILY HOMES ON LESS THAN 10 ACRES AND NO BUSINESS ON PROPERTY.



TABLE C-5. VALUE OF OWNER OCCUPIED HOUSING UNITS BY OCCUPANCY AND UTILIZATION CHARACTERISTICS AND SERVICES AVAILABLE: 1976--CONTINUED  
(DATA BASED ON SAMPLE, SEE TEXT. FOR MINIMUM BASE FOR DERIVED FIGURES (PERCENT, MEDIAN, ETC.) AND MEANING OF SYMBOLS, SEE TEXT)

| STANDARD METROPOLITAN STATISTICAL AREA<br>BALTIMORE, MD.<br>NOT IN CENTRAL CITY | TOTAL   | LESS<br>THAN<br>\$10,000 | \$10,000<br>TO<br>\$19,999 | \$20,000<br>TO<br>\$24,999 | \$25,000<br>TO<br>\$29,999 | \$30,000<br>TO<br>\$34,999 | \$35,000<br>TO<br>\$39,999 | \$40,000<br>TO<br>\$49,999 | \$50,000<br>TO<br>\$59,999 | \$60,000<br>TO<br>\$74,999 | \$75,000<br>OR<br>MORE | MEDIAN<br>(DOL-<br>LARS) |
|---|---------|--------------------------|----------------------------|----------------------------|----------------------------|----------------------------|----------------------------|----------------------------|----------------------------|----------------------------|------------------------|--------------------------|
| SPECIFIED OWNER OCCUPIED--CONTINUED   |         |                          |                            |                            |                            |                            |                            |                            |                            |                            |                        |                          |
| GARBAGE COLLECTION SERVICE  |         |                          |                            |                            |                            |                            |                            |                            |                            |                            |                        |                          |
| WITH SERVICE . . . . .  | 256 200 | 1 400                    | 10 000                     | 14 600                     | 18 200                     | 30 900                     | 31 300                     | 58 000                     | 38 600                     | 25 600                     | 27 700                 | 43700                    |
| LESS THAN ONCE A WEEK . . . . .   | -       | -                        | -                          | -                          | -                          | -                          | -                          | -                          | -                          | -                          | -                      | -                        |
| ONCE A WEEK . . . . .   | 11 100  | -                        | 300                        | 100                        | 800                        | 1 100                      | 1 700                      | 2 300                      | 2 900                      | 500                        | 1 200                  | 46200                    |
| TWICE A WEEK OR MORE . . . . .  | 243 000 | 1 400                    | 9 500                      | 14 400                     | 17 300                     | 29 700                     | 29 600                     | 55 300                     | 34 900                     | 24 800                     | 26 100                 | 43600                    |
| DON'T KNOW . . . . .  | 1 700   | -                        | 200                        | -                          | 100                        | 200                        | -                          | -                          | 800                        | 200                        | 300                    | ...                      |
| NOT REPORTED . . . . .  | 500     | -                        | -                          | -                          | -                          | -                          | -                          | -                          | -                          | -                          | -                      | ...                      |
| NO SERVICE . . . . .  | 5 200   | -                        | 300                        | 800                        | 300                        | 200                        | 300                        | 1 000                      | 1 100                      | 300                        | 1 100                  | 48300                    |
| METHOD OF DISPOSAL:   |         |                          |                            |                            |                            |                            |                            |                            |                            |                            |                        |                          |
| INCINERATOR, TRASH CHUTE, OR COMPACTOR . . . . .                                | -       | -                        | -                          | -                          | -                          | -                          | -                          | -                          | -                          | -                          | -                      | -                        |
| GARBAGE DISPOSAL . . . . .  | -       | -                        | -                          | -                          | -                          | -                          | -                          | -                          | -                          | -                          | -                      | -                        |
| OTHER MEANS . . . . .   | 5 200   | -                        | 300                        | 800                        | 300                        | 200                        | 300                        | 1 000                      | 1 100                      | 300                        | 1 100                  | 48300                    |
| NOT REPORTED . . . . .  | -       | -                        | -                          | -                          | -                          | -                          | -                          | -                          | -                          | -                          | -                      | -                        |
| DON'T KNOW . . . . .  | 300     | -                        | -                          | -                          | -                          | 200                        | -                          | -                          | 200                        | -                          | -                      | ...                      |
| NOT REPORTED . . . . .  | -       | -                        | -                          | -                          | -                          | -                          | -                          | -                          | -                          | -                          | -                      | ...                      |
| EXTERMINATOR SERVICE  |         |                          |                            |                            |                            |                            |                            |                            |                            |                            |                        |                          |
| OCCUPIED 3 MONTHS OR LONGER . . . . .   | 256 800 | 1 400                    | 10 000                     | 15 300                     | 18 100                     | 30 900                     | 31 000                     | 57 700                     | 39 200                     | 25 600                     | 27 700                 | 43800                    |
| NO SIGNS OF MICE OR RATS . . . . .  | 236 000 | 1 400                    | 9 600                      | 14 400                     | 17 300                     | 29 200                     | 29 000                     | 52 400                     | 35 000                     | 23 400                     | 24 200                 | 43300                    |
| WITH SIGNS OF MICE OR RATS . . . . .  | 20 200  | -                        | 300                        | 900                        | 800                        | 1 400                      | 2 000                      | 5 100                      | 4 000                      | 2 200                      | 3 400                  | 49100                    |
| REGULAR EXTERMINATION SERVICE . . . . .   | 800     | -                        | -                          | 200                        | -                          | -                          | -                          | 200                        | 300                        | 700                        | -                      | ...                      |
| IRREGULAR EXTERMINATION SERVICE . . . . .                                       | 2 800   | -                        | -                          | 200                        | -                          | -                          | 300                        | 500                        | 800                        | 600                        | 500                    | ...                      |
| NO EXTERMINATION SERVICE . . . . .  | 16 100  | -                        | 300                        | 600                        | 800                        | 1 300                      | 1 700                      | 4 300                      | 2 900                      | 1 400                      | 2 800                  | 47900                    |
| NOT REPORTED . . . . .  | 500     | -                        | -                          | -                          | -                          | 200                        | -                          | 200                        | -                          | -                          | 200                    | ...                      |
| DON'T KNOW . . . . .  | 600     | -                        | -                          | -                          | -                          | 300                        | -                          | 200                        | -                          | -                          | -                      | ...                      |
| NOT REPORTED . . . . .  | -       | -                        | -                          | -                          | -                          | -                          | -                          | -                          | -                          | -                          | -                      | ...                      |
| OCCUPIED LESS THAN 3 MONTHS . . . . .   | 5 000   | -                        | 300                        | -                          | 500                        | 300                        | 600                        | 1 200                      | 200                        | 300                        | 1 100                  | 46300                    |

¹LIMITED TO 1-FAMILY HOMES ON LESS THAN 10 ACRES AND NO BUSINESS ON PROPERTY.

TABLE C-6. VALUE OF OWNER OCCUPIED HOUSING UNITS BY DEFICIENCIES IN SELECTED STRUCTURAL CHARACTERISTICS: 1976  
(DATA BASED ON SAMPLE, SEE TEXT. FOR MINIMUM BASE FOR DERIVED FIGURES (PERCENT, MEDIAN, ETC.) AND MEANING OF SYMBOLS, SEE TEXT)

| STANDARD METROPOLITAN STATISTICAL AREA<br>BALTIMORE, MD.<br>NOT IN CENTRAL CITY | TOTAL   | LESS<br>THAN<br>\$10,000 | \$10,000<br>TO<br>\$19,999 | \$20,000<br>TO<br>\$24,999 | \$25,000<br>TO<br>\$29,999 | \$30,000<br>TO<br>\$34,999 | \$35,000<br>TO<br>\$39,999 | \$40,000<br>TO<br>\$49,999 | \$50,000<br>TO<br>\$59,999 | \$60,000<br>TO<br>\$74,999 | \$75,000<br>OR<br>MORE | MEDIAN<br>(DOL-<br>LARS) |
|---|---------|--------------------------|----------------------------|----------------------------|----------------------------|----------------------------|----------------------------|----------------------------|----------------------------|----------------------------|------------------------|--------------------------|
| SPECIFIED OWNER OCCUPIED¹ . . . . .   |         |                          |                            |                            |                            |                            |                            |                            |                            |                            |                        |                          |
| ELECTRIC WIRING   |         |                          |                            |                            |                            |                            |                            |                            |                            |                            |                        |                          |
| ALL WIRING CONCEALED IN WALLS OR METAL COVERING . . . . .                       | 259 300 | 1 200                    | 10 100                     | 15 300                     | 18 200                     | 30 900                     | 31 300                     | 58 800                     | 39 700                     | 25 300                     | 28 400                 | 43600                    |
| SOME OR ALL WIRING EXPOSED . . . . .  | 2 500   | 100                      | 100                        | -                          | 300                        | 300                        | 300                        | 200                        | 200                        | 600                        | 300                    | ...                      |
| NOT REPORTED . . . . .  | -       | -                        | -                          | -                          | -                          | -                          | -                          | -                          | -                          | -                          | -                      | ...                      |
| ELECTRIC WALL OUTLETS   |         |                          |                            |                            |                            |                            |                            |                            |                            |                            |                        |                          |
| WITH WORKING OUTLETS IN EACH ROOM . . . . .                                     | 256 400 | 1 100                    | 10 000                     | 15 000                     | 17 800                     | 30 400                     | 31 200                     | 58 000                     | 38 600                     | 25 600                     | 28 700                 | 43900                    |
| LACKING WORKING OUTLETS IN SOME OR ALL ROOMS . . . . .                          | 5 200   | 300                      | 300                        | 300                        | 800                        | 800                        | 400                        | 900                        | 1 200                      | 200                        | -                      | 36600                    |
| NOT REPORTED . . . . .  | 200     | -                        | -                          | -                          | -                          | -                          | -                          | -                          | -                          | 200                        | -                      | ...                      |
| BASEMENT  |         |                          |                            |                            |                            |                            |                            |                            |                            |                            |                        |                          |
| WITH BASEMENT . . . . .   | 211 100 | 600                      | 6 800                      | 11 500                     | 13 800                     | 24 400                     | 24 700                     | 50 600                     | 34 400                     | 20 300                     | 24 000                 | 44700                    |
| NO WATER LEAKAGE . . . . .  | 179 400 | 500                      | 5 500                      | 9 700                      | 11 000                     | 20 800                     | 21 000                     | 42 100                     | 28 800                     | 18 300                     | 21 600                 | 45000                    |
| WITH WATER LEAKAGE . . . . .  | 30 600  | 100                      | 1 200                      | 1 700                      | 2 600                      | 3 400                      | 3 700                      | 8 300                      | 5 400                      | 1 900                      | 2 200                  | 43000                    |
| DON'T KNOW . . . . .  | 800     | -                        | -                          | -                          | -                          | 300                        | -                          | 200                        | 200                        | -                          | 200                    | ...                      |
| NOT REPORTED . . . . .  | 300     | -                        | -                          | -                          | 200                        | -                          | -                          | -                          | -                          | -                          | -                      | ...                      |
| NO BASEMENT . . . . .   | 50 700  | 800                      | 3 500                      | 3 900                      | 4 700                      | 6 800                      | 6 900                      | 6 300                      | 5 400                      | 5 600                      | 4 800                  | 39100                    |
| ROOF  |         |                          |                            |                            |                            |                            |                            |                            |                            |                            |                        |                          |
| NO WATER LEAKAGE . . . . .  | 248 800 | 900                      | 9 800                      | 14 700                     | 17 600                     | 29 400                     | 30 300                     | 56 300                     | 38 000                     | 24 600                     | 27 200                 | 43500                    |
| WITH WATER LEAKAGE . . . . .  | 12 200  | 400                      | 500                        | 600                        | 900                        | 1 800                      | 1 400                      | 2 500                      | 1 500                      | 900                        | 1 500                  | 41600                    |
| DON'T KNOW . . . . .  | 500     | -                        | -                          | -                          | -                          | -                          | -                          | 200                        | 300                        | -                          | -                      | ...                      |
| NOT REPORTED . . . . .  | 300     | -                        | -                          | -                          | -                          | -                          | -                          | -                          | -                          | 300                        | -                      | ...                      |
| INTERIOR CEILINGS AND WALLS   |         |                          |                            |                            |                            |                            |                            |                            |                            |                            |                        |                          |
| OPEN CRACKS OR HOLES:   |         |                          |                            |                            |                            |                            |                            |                            |                            |                            |                        |                          |
| NO OPEN CRACKS OR HOLES . . . . .   | 252 500 | 1 100                    | 9 900                      | 14 200                     | 18 100                     | 30 100                     | 30 600                     | 57 500                     | 38 100                     | 25 100                     | 27 700                 | 43900                    |
| WITH OPEN CRACKS OR HOLES . . . . .   | 9 300   | 300                      | 300                        | 1 100                      | 500                        | 1 100                      | 1 100                      | 1 400                      | 1 700                      | 600                        | 1 100                  | 42200                    |
| NOT REPORTED . . . . .  | -       | -                        | -                          | -                          | -                          | -                          | -                          | -                          | -                          | -                          | -                      | -                        |
| BROKEN PLASTER:   |         |                          |                            |                            |                            |                            |                            |                            |                            |                            |                        |                          |
| NO BROKEN PLASTER . . . . .   | 257 100 | 1 200                    | 10 000                     | 15 200                     | 18 100                     | 30 800                     | 31 200                     | 58 200                     | 38 600                     | 25 700                     | 28 300                 | 43600                    |
| WITH BROKEN PLASTER . . . . .   | 4 600   | 200                      | 300                        | 200                        | 500                        | 500                        | 500                        | 800                        | 1 200                      | 200                        | 500                    | 44100                    |
| NOT REPORTED . . . . .  | -       | -                        | -                          | -                          | -                          | -                          | -                          | -                          | -                          | -                          | -                      | -                        |
| PEELING PAINT:  |         |                          |                            |                            |                            |                            |                            |                            |                            |                            |                        |                          |
| NO PEELING PAINT . . . . .  | 256 800 | 1 100                    | 10 000                     | 15 000                     | 17 800                     | 30 800                     | 31 300                     | 58 000                     | 39 100                     | 25 600                     | 28 300                 | 43900                    |
| WITH PEELING PAINT . . . . .  | 4 800   | 300                      | 300                        | 300                        | 800                        | 300                        | 300                        | 900                        | 800                        | 300                        | 500                    | 41000                    |
| NOT REPORTED . . . . .  | 200     | -                        | -                          | -                          | -                          | 200                        | -                          | -                          | -                          | -                          | -                      | ...                      |
| INTERIOR FLOORS   |         |                          |                            |                            |                            |                            |                            |                            |                            |                            |                        |                          |
| NO HOLES IN FLOOR . . . . .   | 259 500 | 1 200                    | 10 300                     | 15 200                     | 18 400                     | 31 100                     | 31 500                     | 58 500                     | 39 500                     | 25 400                     | 28 400                 | 43800                    |
| WITH HOLES IN FLOOR . . . . .   | 1 500   | 200                      | -                          | 200                        | 200                        | 200                        | -                          | 300                        | -                          | 300                        | 300                    | ...                      |
| NOT REPORTED . . . . .  | 800     | -                        | -                          | -                          | -                          | -                          | -                          | 200                        | 300                        | 200                        | -                      | ...                      |
| SELECTED STRUCTURAL DEFICIENCIES AND WISH TO MOVE                               |         |                          |                            |                            |                            |                            |                            |                            |                            |                            |                        |                          |
| WITH STRUCTURAL DEFICIENCIES . . . . .  | 49 600  | 700                      | 1 800                      | 3 300                      | 4 000                      | 5 800                      | 6 200                      | 12 100                     | 7 400                      | 3 600                      | 4 600                  | 42400                    |
| HOUSEHOLD WOULD LIKE TO MOVE . . . . .  | 1 100   | -                        | -                          | -                          | 200                        | -                          | -                          | 300                        | 300                        | 300                        | -                      | ...                      |
| BECAUSE OF 1 CONDITION . . . . .  | 500     | -                        | -                          | -                          | -                          | -                          | -                          | 200                        | 200                        | 200                        | -                      | ...                      |
| BECAUSE OF 2 CONDITIONS . . . . .   | 500     | -                        | -                          | -                          | 200                        | -                          | -                          | 200                        | 200                        | 200                        | -                      | ...                      |
| BECAUSE OF 3 OR MORE CONDITIONS . . . . .                                       | 200     | -                        | -                          | -                          | -                          | -                          | -                          | 200                        | 200                        | 200                        | -                      | ...                      |
| HOUSEHOLD WOULD NOT LIKE TO MOVE . . . . .                                      | 46 700  | 700                      | 1 800                      | 3 100                      | 3 700                      | 5 500                      | 5 900                      | 11 300                     | 7 000                      | 3 000                      | 4 600                  | 42200                    |
| NOT REPORTED . . . . .  | 1 900   | -                        | -                          | 200                        | 200                        | 300                        | 300                        | 500                        | 200                        | 300                        | -                      | ...                      |
| NO STRUCTURAL DEFICIENCIES . . . . .  | 212 200 | 600                      | 8 400                      | 12 100                     | 14 500                     | 25 400                     | 25 500                     | 46 900                     | 32 400                     | 22 300                     | 24 100                 | 46200                    |
| NOT REPORTED . . . . .  | -       | -                        | -                          | -                          | -                          | -                          | -                          | -                          | -                          | -                          | -                      | -                        |

¹LIMITED TO 1-FAMILY HOMES ON LESS THAN 10 ACRES AND NO BUSINESS ON PROPERTY.

TABLE C-6. VALUE OF OWNER OCCUPIED HOUSING UNITS BY DEFICIENCIES IN SELECTED STRUCTURAL CHARACTERISTICS: 1976--CONTINUED  
(DATA BASED ON SAMPLE, SEE TEXT. FOR MINIMUM BASE FOR DERIVED FIGURES (PERCENT, MEDIAN, ETC.) AND MEANING OF SYMBOLS, SEE TEXT)

| STANDARD METROPOLITAN STATISTICAL AREA<br>BALTIMORE, MD.<br>NOT IN CENTRAL CITY | TOTAL   | LESS THAN<br>\$10,000 | \$10,000<br>TO<br>\$19,999 | \$20,000<br>TO<br>\$24,999 | \$25,000<br>TO<br>\$29,999 | \$30,000<br>TO<br>\$34,999 | \$35,000<br>TO<br>\$39,999 | \$40,000<br>TO<br>\$49,999 | \$50,000<br>TO<br>\$59,999 | \$60,000<br>TO<br>\$74,999 | \$75,000<br>OR<br>MORE | MEDIAN<br>(DOL-<br>LARS) |
|---|---------|-----------------------|----------------------------|----------------------------|----------------------------|----------------------------|----------------------------|----------------------------|----------------------------|----------------------------|------------------------|--------------------------|
| SPECIFIED OWNER OCCUPIED <sup>1</sup> --CONTINUED                               |         |                       |                            |                            |                            |                            |                            |                            |                            |                            |                        |                          |
| OVERALL OPINION OF STRUCTURE  |         |                       |                            |                            |                            |                            |                            |                            |                            |                            |                        |                          |
| EXCELLENT . . . . .   | 125 400 | 200                   | 2 800                      | 3 600                      | 5 600                      | 11 500                     | 15 000                     | 28 800                     | 20 700                     | 16 300                     | 21 000                 | 48400                    |
| GOOD . . . . .  | 111 600 | 900                   | 5 000                      | 8 800                      | 9 300                      | 16 900                     | 13 900                     | 26 000                     | 16 500                     | 7 800                      | 6 500                  | 40400                    |
| FAIR . . . . .  | 22 100  | 300                   | 1 900                      | 2 900                      | 3 400                      | 2 800                      | 2 500                      | 3 600                      | 2 500                      | 1 300                      | 1 100                  | 34700                    |
| POOR . . . . .  | 1 800   | -                     | 600                        | -                          | 200                        | -                          | 300                        | 500                        | 200                        | 200                        | -                      | ...                      |
| NOT REPORTED . . . . .  | 800     | -                     | -                          | -                          | 200                        | -                          | -                          | 200                        | -                          | 300                        | 200                    | ...                      |

<sup>1</sup>LIMITED TO 1-FAMILY HOMES ON LESS THAN 10 ACRES AND NO BUSINESS ON PROPERTY.

TABLE C-7. VALUE OF OWNER OCCUPIED HOUSING UNITS BY FAILURES IN PLUMBING FACILITIES AND EQUIPMENT: 1976  
(DATA BASED ON SAMPLE, SEE TEXT. FOR MINIMUM BASE FOR DERIVED FIGURES (PERCENT, MEDIAN, ETC.) AND MEANING OF SYMBOLS, SEE TEXT)

| STANDARD METROPOLITAN STATISTICAL AREA<br>BALTIMORE, MD.<br>NOT IN CENTRAL CITY | TOTAL   | LESS THAN<br>\$10,000 | \$10,000<br>\$19,999 | \$20,000<br>\$24,999 | \$25,000<br>\$29,999 | \$30,000<br>\$34,999 | \$35,000<br>\$39,999 | \$40,000<br>\$49,999 | \$50,000<br>\$59,999 | \$60,000<br>\$74,999 | \$75,000<br>OR<br>MORE | MEDIAN<br>(DOL-<br>LARS) |
|---|---------|-----------------------|----------------------|----------------------|----------------------|----------------------|----------------------|----------------------|----------------------|----------------------|------------------------|--------------------------|
| SPECIFIED OWNER OCCUPIED <sup>1</sup> . . . . .                                 |         |                       |                      |                      |                      |                      |                      |                      |                      |                      |                        |                          |
| UNITS OCCUPIED 3 MONTHS OR LONGER . . . . .                                     |         |                       |                      |                      |                      |                      |                      |                      |                      |                      |                        |                          |
| WATER SUPPLY  |         |                       |                      |                      |                      |                      |                      |                      |                      |                      |                        |                          |
| WITH PIPED WATER INSIDE STRUCTURE . . . . .                                     | 256 000 | 1 100                 | 9 800                | 15 200               | 18 100               | 30 900               | 31 000               | 57 700               | 39 200               | 25 600               | 27 500                 | 43800                    |
| NO BREAKDOWNS . . . . .   | 248 000 | 1 100                 | 9 800                | 14 400               | 17 600               | 30 400               | 30 700               | 56 000               | 37 700               | 25 100               | 25 200                 | 43600                    |
| WITH BREAKDOWNS . . . . .   | 6 800   | -                     | -                    | 600                  | 300                  | 500                  | 300                  | 1 700                | 1 400                | 500                  | 1 500                  | 50000                    |
| UNUSABLE 6 CONSECUTIVE HOURS OR LONGER:   |         |                       |                      |                      |                      |                      |                      |                      |                      |                      |                        |                          |
| 1 TIME . . . . .  | 5 300   | -                     | -                    | 600                  | 300                  | 300                  | 200                  | 1 400                | 800                  | 300                  | 1 400                  | 48800                    |
| 2 TIMES . . . . .   | 500     | -                     | -                    | -                    | -                    | 200                  | -                    | 200                  | 200                  | -                    | -                      | ...                      |
| 3 TIMES OR MORE . . . . .   | 1 100   | -                     | -                    | -                    | -                    | -                    | 100                  | 200                  | 500                  | 200                  | 200                    | ...                      |
| NOT REPORTED . . . . .  | -       | -                     | -                    | -                    | -                    | -                    | -                    | -                    | -                    | -                    | -                      | ...                      |
| DON'T KNOW . . . . .  | 600     | -                     | -                    | 200                  | 200                  | -                    | -                    | -                    | 100                  | -                    | 200                    | ...                      |
| NOT REPORTED . . . . .  | 600     | -                     | -                    | -                    | -                    | -                    | -                    | -                    | -                    | -                    | 600                    | ...                      |
| REASON FOR BREAKDOWN:   |         |                       |                      |                      |                      |                      |                      |                      |                      |                      |                        |                          |
| PROBLEMS INSIDE BUILDING . . . . .  | 900     | -                     | -                    | 200                  | -                    | 200                  | -                    | 200                  | 300                  | -                    | 200                    | ...                      |
| PROBLEMS OUTSIDE BUILDING . . . . .   | 5 900   | -                     | -                    | 500                  | 300                  | 300                  | 300                  | 1 600                | 1 100                | 500                  | 1 400                  | 49900                    |
| NOT REPORTED . . . . .  | -       | -                     | -                    | -                    | -                    | -                    | -                    | -                    | -                    | -                    | -                      | ...                      |
| NO PIPED WATER INSIDE STRUCTURE . . . . .                                       | 700     | 300                   | 100                  | 100                  | -                    | -                    | -                    | -                    | -                    | -                    | 200                    | ...                      |
| SEWAGE DISPOSAL   |         |                       |                      |                      |                      |                      |                      |                      |                      |                      |                        |                          |
| WITH PUBLIC SEWER, SEPTIC TANK, OR CESSPOOL . . . . .                           | 255 300 | 900                   | 9 600                | 15 000               | 17 900               | 30 900               | 31 000               | 57 700               | 39 100               | 25 600               | 27 500                 | 43800                    |
| NO BREAKDOWNS . . . . .   | 250 500 | 900                   | 9 300                | 14 600               | 17 900               | 29 800               | 30 600               | 56 900               | 38 000               | 25 400               | 27 000                 | 43900                    |
| WITH BREAKDOWNS . . . . .   | 3 700   | -                     | 300                  | 200                  | -                    | 800                  | 300                  | 800                  | 800                  | 200                  | 500                    | ...                      |
| UNUSABLE 6 CONSECUTIVE HOURS OR LONGER:   |         |                       |                      |                      |                      |                      |                      |                      |                      |                      |                        |                          |
| 1 TIME . . . . .  | 3 000   | -                     | 300                  | 200                  | -                    | 600                  | 300                  | 800                  | 500                  | 200                  | 200                    | ...                      |
| 2 TIMES . . . . .   | -       | -                     | -                    | -                    | -                    | -                    | -                    | -                    | -                    | -                    | -                      | ...                      |
| 3 TIMES OR MORE . . . . .   | 800     | -                     | -                    | -                    | -                    | 200                  | -                    | -                    | 300                  | -                    | 300                    | ...                      |
| NOT REPORTED . . . . .  | -       | -                     | -                    | -                    | -                    | -                    | -                    | -                    | -                    | -                    | -                      | ...                      |
| DON'T KNOW . . . . .  | 1 100   | -                     | -                    | 300                  | 200                  | 300                  | 200                  | -                    | 300                  | -                    | 200                    | ...                      |
| NOT REPORTED . . . . .  | 1 500   | 400                   | 300                  | 300                  | 200                  | -                    | -                    | -                    | 100                  | -                    | 200                    | ...                      |
| WITH CHEMICAL TOILET, PRIVY, OR OTHER MEANS . . . . .                           |         |                       |                      |                      |                      |                      |                      |                      |                      |                      |                        |                          |
| FLUSH TOILET  |         |                       |                      |                      |                      |                      |                      |                      |                      |                      |                        |                          |
| WITH ALL PLUMBING FACILITIES . . . . .  | 254 500 | 800                   | 9 600                | 15 000               | 17 900               | 30 900               | 30 900               | 57 500               | 39 100               | 25 400               | 27 400                 | 43800                    |
| WITH ONLY 1 FLUSH TOILET . . . . .  | 98 100  | 800                   | 8 400                | 11 200               | 12 300               | 16 500               | 16 200               | 18 400               | 7 600                | 2 200                | 4 500                  | 35000                    |
| NO BREAKDOWNS IN FLUSH TOILET . . . . .   | 96 100  | 800                   | 8 100                | 11 200               | 12 300               | 15 700               | 16 000               | 18 000               | 7 600                | 2 200                | 4 200                  | 35000                    |
| WITH BREAKDOWNS IN FLUSH TOILET . . . . .                                       | 1 900   | -                     | 300                  | -                    | -                    | 800                  | 200                  | 300                  | -                    | -                    | 300                    | ...                      |
| UNUSABLE 6 CONSECUTIVE HOURS OR LONGER:   |         |                       |                      |                      |                      |                      |                      |                      |                      |                      |                        |                          |
| 1 TIME . . . . .  | 1 200   | -                     | 200                  | -                    | -                    | 300                  | 200                  | 300                  | -                    | -                    | 300                    | ...                      |
| 2 TIMES . . . . .   | 500     | -                     | 100                  | -                    | -                    | 300                  | -                    | -                    | -                    | -                    | -                      | ...                      |
| 3 TIMES . . . . .   | -       | -                     | -                    | -                    | -                    | -                    | -                    | -                    | -                    | -                    | -                      | ...                      |
| 4 TIMES OR MORE . . . . .   | 200     | -                     | -                    | -                    | -                    | 200                  | -                    | -                    | -                    | -                    | -                      | ...                      |
| NOT REPORTED . . . . .  | -       | -                     | -                    | -                    | -                    | -                    | -                    | -                    | -                    | -                    | -                      | ...                      |
| NOT REPORTED . . . . .  | 200     | -                     | -                    | -                    | -                    | -                    | -                    | 200                  | -                    | -                    | -                      | ...                      |
| REASON FOR BREAKDOWN:   |         |                       |                      |                      |                      |                      |                      |                      |                      |                      |                        |                          |
| PROBLEMS INSIDE BUILDING . . . . .  | 1 200   | -                     | 300                  | -                    | -                    | 500                  | 200                  | 300                  | -                    | -                    | -                      | ...                      |
| PROBLEMS OUTSIDE BUILDING . . . . .   | 600     | -                     | -                    | -                    | -                    | 300                  | -                    | -                    | -                    | -                    | 300                    | ...                      |
| NOT REPORTED . . . . .  | -       | -                     | -                    | -                    | -                    | -                    | -                    | -                    | -                    | -                    | -                      | ...                      |
| LACKING SOME OR ALL PLUMBING FACILITIES . . . . .                               | 2 300   | 600                   | 300                  | 300                  | 200                  | -                    | 200                  | 200                  | 100                  | 200                  | 300                    | ...                      |
| ELECTRIC FUSE BLOWOUTS  |         |                       |                      |                      |                      |                      |                      |                      |                      |                      |                        |                          |
| NO FUSE OR SWITCH BLOWOUTS . . . . .  | 217 500 | 1 100                 | 9 500                | 13 900               | 15 900               | 27 700               | 25 200               | 47 900               | 31 900               | 20 500               | 23 900                 | 43200                    |
| WITH FUSE OR SWITCH BLOWOUTS . . . . .  | 38 200  | 300                   | 300                  | 1 400                | 2 200                | 3 200                | 5 500                | 9 600                | 7 200                | 4 800                | 3 700                  | 46400                    |
| 1 TIME . . . . .  | 21 000  | 100                   | 100                  | 500                  | 1 100                | 2 500                | 2 600                | 5 300                | 4 700                | 2 500                | 1 700                  | 46800                    |
| 2 TIMES . . . . .   | 8 200   | -                     | 200                  | 300                  | 500                  | 600                  | 1 800                | 1 900                | 1 200                | 800                  | 900                    | 43800                    |
| 3 TIMES OR MORE . . . . .   | 8 800   | 200                   | -                    | 600                  | 600                  | 200                  | 1 100                | 2 300                | 1 300                | 1 600                | 1 100                  | 47700                    |
| NOT REPORTED . . . . .  | 200     | -                     | -                    | -                    | -                    | -                    | -                    | 200                  | -                    | -                    | -                      | ...                      |
| DON'T KNOW . . . . .  | 800     | -                     | 200                  | -                    | -                    | -                    | 200                  | 200                  | 200                  | 200                  | 200                    | ...                      |
| NOT REPORTED . . . . .  | 300     | -                     | -                    | -                    | -                    | -                    | 200                  | -                    | -                    | 200                  | -                      | ...                      |
| UNITS OCCUPIED LAST WINTER . . . . .  | 250 300 | 1 400                 | 9 800                | 15 300               | 17 800               | 30 000               | 29 800               | 56 500               | 37 800               | 24 800               | 27 200                 | 43700                    |
| HEATING EQUIPMENT   |         |                       |                      |                      |                      |                      |                      |                      |                      |                      |                        |                          |
| WITH HEATING EQUIPMENT . . . . .  | 250 300 | 1 400                 | 9 800                | 15 300               | 17 800               | 30 000               | 29 800               | 56 500               | 37 800               | 24 800               | 27 200                 | 43700                    |
| NO BREAKDOWNS . . . . .   | 232 700 | 1 200                 | 8 900                | 14 500               | 16 400               | 27 800               | 27 800               | 52 600               | 35 500               | 22 800               | 25 300                 | 43800                    |
| WITH BREAKDOWNS . . . . .   | 16 800  | 100                   | 900                  | 600                  | 1 200                | 2 200                | 1 700                | 3 900                | 2 200                | 2 000                | 1 900                  | 44100                    |
| 1 TIME . . . . .  | 13 000  | -                     | 600                  | 300                  | 900                  | 1 700                | 1 100                | 3 200                | 2 200                | 1 700                | 1 300                  | 45800                    |
| 2 TIMES . . . . .   | 1 600   | 100                   | 200                  | 200                  | 200                  | 200                  | -                    | 300                  | -                    | 200                  | 300                    | ...                      |
| 3 TIMES . . . . .   | 1 200   | -                     | 200                  | 100                  | 200                  | 200                  | 100                  | 300                  | -                    | -                    | 200                    | ...                      |
| 4 TIMES OR MORE . . . . .   | 800     | -                     | -                    | -                    | -                    | 200                  | 500                  | -                    | -                    | -                    | 200                    | ...                      |
| NOT REPORTED . . . . .  | 200     | -                     | -                    | -                    | -                    | -                    | -                    | -                    | -                    | 200                  | -                      | ...                      |
| NOT REPORTED . . . . .  | 800     | -                     | -                    | 200                  | 200                  | -                    | 300                  | -                    | 200                  | -                    | -                      | ...                      |
| NO HEATING EQUIPMENT . . . . .  | -       | -                     | -                    | -                    | -                    | -                    | -                    | -                    | -                    | -                    | -                      | ...                      |

<sup>1</sup>LIMITED TO 1-FAMILY HOMES ON LESS THAN 10 ACRES AND NO BUSINESS ON PROPERTY.

TABLE C-7. VALUE OF OWNER OCCUPIED HOUSING UNITS BY FAILURES IN PLUMBING FACILITIES AND EQUIPMENT: 1976--CONTINUED  
(DATA BASED ON SAMPLE, SEE TEXT. FOR MINIMUM BASE FOR DERIVED FIGURES (PERCENT, MEDIAN, ETC.) AND MEANING OF SYMBOLS, SEE TEXT)

| STANDARD METROPOLITAN STATISTICAL AREA<br>BALTIMORE, MD.<br>NOT IN CENTRAL CITY | TOTAL   | LESS THAN<br>\$10,000 | \$10,000 TO<br>\$19,999 | \$20,000 TO<br>\$24,999 | \$25,000 TO<br>\$29,999 | \$30,000 TO<br>\$34,999 | \$35,000 TO<br>\$39,999 | \$40,000 TO<br>\$49,999 | \$50,000 TO<br>\$59,999 | \$60,000 TO<br>\$74,999 | \$75,000 OR MORE | MEDIAN (DOLLARS) |
|---|---------|-----------------------|-------------------------|-------------------------|-------------------------|-------------------------|-------------------------|-------------------------|-------------------------|-------------------------|------------------|------------------|
| SPECIFIED OWNER OCCUPIED <sup>1</sup> --CONTINUED                               |         |                       |                         |                         |                         |                         |                         |                         |                         |                         |                  |                  |
| UNITS OCCUPIED LAST WINTER--CONTINUED   |         |                       |                         |                         |                         |                         |                         |                         |                         |                         |                  |                  |
| INSUFFICIENT HEAT   |         |                       |                         |                         |                         |                         |                         |                         |                         |                         |                  |                  |
| ADDITIONAL HEAT SOURCE:   |         |                       |                         |                         |                         |                         |                         |                         |                         |                         |                  |                  |
| WITH SPECIFIED HEATING EQUIPMENT <sup>2</sup> :                                 |         |                       |                         |                         |                         |                         |                         |                         |                         |                         |                  |                  |
| NO ADDITIONAL HEAT SOURCE USED  | 249 200 | 1 200                 | 9 800                   | 15 000                  | 17 800                  | 29 800                  | 29 600                  | 56 300                  | 37 800                  | 24 700                  | 27 200           | 43800            |
| USED KITCHEN STOVE, FIREPLACE, OR PORTABLE HEATER                               | 231 300 | 900                   | 9 500                   | 13 800                  | 16 900                  | 27 300                  | 27 400                  | 52 100                  | 35 600                  | 21 900                  | 25 900           | 43800            |
| NOT REPORTED  | 17 000  | 300                   | 300                     | 1 100                   | 800                     | 2 500                   | 2 000                   | 4 200                   | 2 000                   | 2 800                   | 1 100            | 43800            |
| LACKING SPECIFIED HEATING EQUIPMENT OR NONE                                     | 1 100   | 200                   | -                       | 200                     | 200                     | -                       | 300                     | 200                     | 200                     | -                       | 200              | ...              |
| ROOMS LACKING SPECIFIED HEAT SOURCE:  |         |                       |                         |                         |                         |                         |                         |                         |                         |                         |                  |                  |
| WITH SPECIFIED HEATING EQUIPMENT <sup>2</sup> :                                 |         |                       |                         |                         |                         |                         |                         |                         |                         |                         |                  |                  |
| NO ROOMS LACKING AIR DUCTS, REGISTERS, RADIATORS, OR HEATERS                    | 249 200 | 1 200                 | 9 800                   | 15 000                  | 17 800                  | 29 800                  | 29 600                  | 56 300                  | 37 800                  | 24 700                  | 27 200           | 43800            |
| ROOMS LACKING AIR DUCTS, REGISTERS, RADIATORS, OR HEATERS                       | 223 400 | 900                   | 7 800                   | 11 600                  | 15 900                  | 27 000                  | 26 900                  | 51 800                  | 34 100                  | 22 800                  | 24 700           | 44200            |
| 1 ROOM  | 25 000  | 300                   | 2 000                   | 3 300                   | 1 700                   | 2 700                   | 2 800                   | 4 200                   | 3 800                   | 1 900                   | 2 500            | 39600            |
| 2 ROOMS   | 11 100  | 100                   | 300                     | 600                     | 500                     | 1 400                   | 1 100                   | 2 000                   | 2 200                   | 1 100                   | 1 700            | 47500            |
| 3 ROOMS OR MORE   | 7 600   | -                     | 200                     | 1 100                   | 900                     | 800                     | 1 100                   | 1 700                   | 900                     | 600                     | 300              | 38900            |
| NOT REPORTED  | 6 300   | 100                   | 1 500                   | 1 500                   | 300                     | 500                     | 600                     | 500                     | 600                     | 200                     | 400              | 24900            |
| LACKING SPECIFIED HEATING EQUIPMENT OR NONE                                     | 1 100   | 200                   | -                       | 300                     | 200                     | 200                     | 200                     | 200                     | -                       | 200                     | -                | ...              |
| CLOSURE OF ROOMS:   |         |                       |                         |                         |                         |                         |                         |                         |                         |                         |                  |                  |
| WITH HEATING EQUIPMENT  |         |                       |                         |                         |                         |                         |                         |                         |                         |                         |                  |                  |
| NO ROOMS CLOSED   | 250 300 | 1 400                 | 9 800                   | 15 300                  | 17 800                  | 30 000                  | 29 800                  | 56 500                  | 37 800                  | 24 800                  | 27 200           | 43700            |
| CLOSED CERTAIN ROOMS  | 241 900 | 1 200                 | 9 800                   | 14 500                  | 16 900                  | 28 400                  | 28 600                  | 54 600                  | 36 700                  | 24 200                  | 27 000           | 44000            |
| LIVING ROOM ONLY  | 7 600   | 100                   | 800                     | 800                     | 800                     | 1 600                   | 900                     | 1 700                   | 900                     | 600                     | 100              | 37800            |
| DINING ROOM ONLY  | 200     | -                     | -                       | 200                     | -                       | -                       | -                       | -                       | -                       | -                       | -                | ...              |
| 1 OR MORE BEDROOMS ONLY   | 5 000   | -                     | -                       | 500                     | 500                     | 1 300                   | 600                     | 1 200                   | 500                     | 300                     | -                | 36700            |
| OTHER ROOMS OR COMBINATION  | 2 300   | 100                   | -                       | 100                     | 300                     | 300                     | 200                     | 500                     | 500                     | 200                     | 100              | ...              |
| NOT REPORTED  | 200     | -                     | -                       | -                       | -                       | -                       | -                       | -                       | -                       | -                       | -                | ...              |
| NOT REPORTED  | 800     | -                     | -                       | -                       | -                       | -                       | -                       | -                       | -                       | -                       | -                | ...              |
| NO HEATING EQUIPMENT  | 200     | -                     | -                       | -                       | 200                     | -                       | -                       | 200                     | -                       | -                       | -                | ...              |

<sup>1</sup>LIMITED TO 1-FAMILY HOMES ON LESS THAN 10 ACRES AND NO BUSINESS ON PROPERTY.  
<sup>2</sup>EXCLUDES ROOM HEATERS WITHOUT FLUE OR VENT, FIREPLACES, STOVES, AND PORTABLE HEATERS.

TABLE C-8. VALUE OF OWNER OCCUPIED HOUSING UNITS BY SELECTED NEIGHBORHOOD CHARACTERISTICS: 1976  
(DATA BASED ON SAMPLE, SEE TEXT. FOR MINIMUM BASE FOR DERIVED FIGURES (PERCENT, MEDIAN, ETC.) AND MEANING OF SYMBOLS, SEE TEXT)

| STANDARD METROPOLITAN STATISTICAL AREA<br>BALTIMORE, MD.<br>NOT IN CENTRAL CITY | TOTAL   | LESS THAN<br>\$10,000 | \$10,000 TO<br>\$19,999 | \$20,000 TO<br>\$24,999 | \$25,000 TO<br>\$29,999 | \$30,000 TO<br>\$34,999 | \$35,000 TO<br>\$39,999 | \$40,000 TO<br>\$49,999 | \$50,000 TO<br>\$59,999 | \$60,000 TO<br>\$74,999 | \$75,000 OR MORE | MEDIAN (DOLLARS) |
|---|---------|-----------------------|-------------------------|-------------------------|-------------------------|-------------------------|-------------------------|-------------------------|-------------------------|-------------------------|------------------|------------------|
| SPECIFIED OWNER OCCUPIED <sup>1</sup>   | 261 800 | 1 400                 | 10 300                  | 15 300                  | 18 500                  | 31 200                  | 31 700                  | 58 900                  | 39 800                  | 25 900                  | 28 700           | 43800            |
| NEIGHBORHOOD CONDITIONS AND WISH TO MOVE <sup>2</sup>                           |         |                       |                         |                         |                         |                         |                         |                         |                         |                         |                  |                  |
| NO STREET OR HIGHWAY NOISE  | 164 600 | 800                   | 5 700                   | 8 100                   | 9 900                   | 15 800                  | 20 500                  | 36 500                  | 25 300                  | 19 700                  | 22 600           | 45900            |
| WITH STREET OR HIGHWAY NOISE  | 96 800  | 600                   | 4 600                   | 7 300                   | 8 500                   | 15 400                  | 11 100                  | 22 500                  | 14 600                  | 6 100                   | 6 200            | 40400            |
| BOTHERSOME TO RESPONDENT  | 41 400  | 300                   | 1 500                   | 3 900                   | 4 000                   | 7 200                   | 4 200                   | 9 700                   | 7 500                   | 1 900                   | 1 200            | 34500            |
| WOULD LIKE TO MOVE  | 11 100  | -                     | 200                     | 900                     | 900                     | 1 900                   | 800                     | 3 500                   | 1 900                   | 500                     | 600              | 42600            |
| WOULD NOT LIKE TO MOVE  | 30 300  | 300                   | 1 400                   | 2 900                   | 3 100                   | 5 400                   | 3 400                   | 6 200                   | 5 600                   | 1 400                   | 600              | 38000            |
| NOT REPORTED  | 200     | -                     | -                       | -                       | -                       | -                       | -                       | -                       | -                       | -                       | -                | ...              |
| NOT BOTHERSOME TO RESPONDENT  | 55 300  | 300                   | 3 100                   | 3 400                   | 4 500                   | 8 200                   | 7 000                   | 12 800                  | 7 000                   | 4 200                   | 5 000            | 41000            |
| NOT REPORTED  | 300     | -                     | -                       | -                       | 200                     | -                       | -                       | -                       | 200                     | -                       | -                | ...              |
| NO AIRPLANE TRAFFIC NOISE   | 187 300 | 500                   | 6 600                   | 10 100                  | 13 100                  | 21 800                  | 23 900                  | 43 400                  | 28 800                  | 19 200                  | 19 900           | 44100            |
| WITH AIRPLANE TRAFFIC NOISE   | 74 200  | 900                   | 3 700                   | 5 300                   | 5 300                   | 9 400                   | 7 700                   | 15 500                  | 11 000                  | 6 600                   | 8 800            | 43100            |
| BOTHERSOME TO RESPONDENT  | 19 500  | 100                   | 300                     | 1 200                   | 1 900                   | 2 200                   | 2 600                   | 4 500                   | 3 100                   | 3 000                   | 600              | 43200            |
| WOULD LIKE TO MOVE  | 2 900   | 100                   | 200                     | 200                     | 500                     | 300                     | 500                     | 300                     | 500                     | 500                     | -                | ...              |
| WOULD NOT LIKE TO MOVE  | 16 600  | -                     | 100                     | 1 100                   | 1 400                   | 1 900                   | 2 200                   | 4 200                   | 2 600                   | 2 500                   | 600              | 44000            |
| NOT REPORTED  | 200     | -                     | -                       | -                       | -                       | -                       | -                       | -                       | -                       | -                       | -                | ...              |
| NOT BOTHERSOME TO RESPONDENT  | 54 700  | 800                   | 3 400                   | 4 000                   | 3 400                   | 7 300                   | 5 100                   | 11 000                  | 7 900                   | 3 600                   | 6 200            | 43100            |
| NOT REPORTED  | 300     | -                     | -                       | -                       | 200                     | -                       | -                       | -                       | -                       | -                       | -                | ...              |
| NO HEAVY TRAFFIC  | 188 000 | 900                   | 6 600                   | 9 100                   | 12 500                  | 21 200                  | 22 700                  | 43 000                  | 28 500                  | 20 600                  | 22 900           | 44600            |
| WITH HEAVY TRAFFIC  | 73 500  | 400                   | 3 700                   | 6 200                   | 5 900                   | 10 000                  | 9 000                   | 15 900                  | 11 300                  | 5 200                   | 5 900            | 41000            |
| BOTHERSOME TO RESPONDENT  | 31 200  | 100                   | 1 500                   | 2 800                   | 1 700                   | 4 300                   | 3 300                   | 8 000                   | 5 400                   | 2 300                   | 1 700            | 42400            |
| WOULD LIKE TO MOVE  | 9 200   | -                     | 300                     | 900                     | 600                     | 800                     | 500                     | 3 500                   | 1 400                   | 500                     | 800              | 44300            |
| WOULD NOT LIKE TO MOVE  | 21 800  | 100                   | 1 200                   | 1 900                   | 1 100                   | 3 500                   | 2 800                   | 4 500                   | 3 900                   | 1 900                   | 900              | 40600            |
| NOT REPORTED  | 200     | -                     | -                       | -                       | -                       | -                       | -                       | -                       | 200                     | -                       | -                | ...              |
| NOT BOTHERSOME TO RESPONDENT  | 42 000  | 300                   | 2 100                   | 3 400                   | 4 200                   | 5 800                   | 5 700                   | 7 800                   | 5 900                   | 2 800                   | 4 000            | 39600            |
| NOT REPORTED  | 300     | -                     | -                       | -                       | -                       | -                       | -                       | -                       | 200                     | -                       | 200              | ...              |
| NOT REPORTED  | 300     | -                     | -                       | -                       | 200                     | -                       | -                       | -                       | -                       | -                       | -                | ...              |
| NO STREETS IN NEED OF REPAIR  | 212 700 | 1 200                 | 7 500                   | 11 400                  | 14 800                  | 25 900                  | 25 400                  | 48 400                  | 32 500                  | 21 500                  | 24 000           | 44100            |
| WITH STREETS IN NEED OF REPAIR  | 48 500  | 200                   | 2 700                   | 3 900                   | 3 500                   | 5 100                   | 6 300                   | 10 400                  | 7 300                   | 4 200                   | 4 700            | 42400            |
| BOTHERSOME TO RESPONDENT  | 31 000  | -                     | 1 200                   | 3 100                   | 2 000                   | 2 300                   | 4 300                   | 7 500                   | 4 800                   | 3 000                   | 2 800            | 43400            |
| WOULD LIKE TO MOVE  | 2 000   | -                     | 300                     | 200                     | 200                     | 200                     | 300                     | 500                     | 500                     | -                       | -                | ...              |
| WOULD NOT LIKE TO MOVE  | 28 900  | -                     | 900                     | 2 900                   | 1 900                   | 2 200                   | 4 000                   | 7 000                   | 4 300                   | 2 800                   | 2 800            | 43600            |
| NOT REPORTED  | 200     | -                     | -                       | -                       | -                       | -                       | -                       | -                       | -                       | -                       | -                | ...              |
| NOT BOTHERSOME TO RESPONDENT  | 17 300  | 200                   | 1 500                   | 800                     | 1 500                   | 2 800                   | 2 000                   | 2 900                   | 2 500                   | 1 200                   | 1 800            | 39700            |
| NOT REPORTED  | 200     | -                     | -                       | -                       | -                       | -                       | -                       | -                       | -                       | -                       | 200              | ...              |
| NOT REPORTED  | 600     | -                     | -                       | -                       | 200                     | 200                     | -                       | 200                     | -                       | 200                     | -                | ...              |
| NO ROADS IMPASSABLE   | 217 900 | 1 200                 | 8 900                   | 13 100                  | 15 600                  | 25 600                  | 25 900                  | 48 100                  | 32 900                  | 22 400                  | 24 100           | 43500            |
| WITH ROADS IMPASSABLE   | 42 800  | 200                   | 1 400                   | 2 200                   | 2 600                   | 5 400                   | 5 700                   | 10 500                  | 6 800                   | 3 300                   | 4 700            | 43700            |
| BOTHERSOME TO RESPONDENT  | 25 400  | -                     | 600                     | 1 200                   | 1 900                   | 3 400                   | 3 400                   | 6 700                   | 2 900                   | 2 700                   | 2 600            | 43300            |
| WOULD LIKE TO MOVE  | 1 400   | -                     | 200                     | 200                     | 200                     | 300                     | 300                     | 300                     | 200                     | 200                     | 100              | ...              |
| WOULD NOT LIKE TO MOVE  | 24 100  | -                     | 400                     | 1 200                   | 1 700                   | 3 100                   | 3 400                   | 6 400                   | 2 800                   | 2 500                   | 2 500            | 43300            |
| NOT REPORTED  | 200     | -                     | -                       | -                       | -                       | -                       | -                       | -                       | -                       | -                       | -                | ...              |
| NOT BOTHERSOME TO RESPONDENT  | 17 200  | 200                   | 800                     | 900                     | 600                     | 2 000                   | 2 300                   | 3 900                   | 3 900                   | 600                     | 2 000            | 44700            |
| NOT REPORTED  | 100     | -                     | -                       | -                       | 100                     | -                       | -                       | -                       | -                       | -                       | -                | ...              |
| NOT REPORTED  | 1 100   | -                     | -                       | -                       | 300                     | 200                     | -                       | 300                     | 200                     | 200                     | -                | ...              |

<sup>1</sup>LIMITED TO 1-FAMILY HOMES ON LESS THAN 10 ACRES AND NO BUSINESS ON PROPERTY.  
<sup>2</sup>WISH TO MOVE RELATES ONLY TO RESPONDENTS' OPINION OF SPECIFIC CONDITIONS.

TABLE C-8. VALUE OF OWNER OCCUPIED HOUSING UNITS BY SELECTED NEIGHBORHOOD CHARACTERISTICS: 1976--CONTINUED  
 (DATA BASED ON SAMPLE, SEE TEXT. FOR MINIMUM BASE FOR DERIVED FIGURES (PERCENT, MEDIAN, ETC.) AND MEANING OF SYMBOLS, SEE TEXT)

| STANDARD METROPOLITAN STATISTICAL AREA<br>BALTIMORE, MD.<br>NOT IN CENTRAL CITY | TOTAL   | LESS THAN<br>\$10,000 | \$10,000<br>TO<br>\$19,999 | \$20,000<br>TO<br>\$24,999 | \$25,000<br>TO<br>\$29,999 | \$30,000<br>TO<br>\$34,999 | \$35,000<br>TO<br>\$39,999 | \$40,000<br>TO<br>\$49,999 | \$50,000<br>TO<br>\$59,999 | \$60,000<br>TO<br>\$74,999 | \$75,000<br>OR<br>MORE | MEDIAN<br>(DOL-<br>LARS) |
|---|---------|-----------------------|----------------------------|----------------------------|----------------------------|----------------------------|----------------------------|----------------------------|----------------------------|----------------------------|------------------------|--------------------------|
| SPECIFIED OWNER OCCUPIED <sup>1</sup> --CON.                                    |         |                       |                            |                            |                            |                            |                            |                            |                            |                            |                        |                          |
| NEIGHBORHOOD CONDITIONS AND WISH TO MOVE <sup>2</sup> --CON.                    |         |                       |                            |                            |                            |                            |                            |                            |                            |                            |                        |                          |
| NO OCCUPIED HOUSING IN RUNDOWN CONDITION . . . . .                              | 237 200 | 1 400                 | 8 900                      | 12 500                     | 15 100                     | 28 100                     | 28 700                     | 54 100                     | 36 900                     | 24 300                     | 27 100                 | 44400                    |
| WITH OCCUPIED HOUSING IN RUNDOWN CONDITION . . . . .                            | 23 800  | -                     | 1 400                      | 2 800                      | 3 300                      | 2 900                      | 2 900                      | 4 700                      | 2 900                      | 1 300                      | 1 700                  | 37700                    |
| BOthersOME TO RESPONDENT . . . . .  | 13 600  | -                     | 600                        | 1 900                      | 1 100                      | 1 700                      | 1 800                      | 2 300                      | 2 000                      | 900                        | 1 200                  | 39200                    |
| WOULD LIKE TO MOVE . . . . .  | 3 500   | -                     | 200                        | 600                        | 500                        | 500                        | 500                        | 200                        | 600                        | 200                        | 500                    | ...                      |
| WOULD NOT LIKE TO MOVE . . . . .  | 9 900   | -                     | 500                        | 1 200                      | 600                        | 1 200                      | 1 400                      | 2 200                      | 1 400                      | 800                        | 600                    | 40100                    |
| NOT REPORTED . . . . .  | 100     | -                     | -                          | -                          | -                          | -                          | -                          | -                          | -                          | -                          | 100                    | ...                      |
| NOT BOthersOME TO RESPONDENT . . . . .  | 10 200  | -                     | 800                        | 900                        | 2 200                      | 1 200                      | 1 100                      | 2 300                      | 900                        | 300                        | 500                    | 35100                    |
| NOT REPORTED . . . . .  | 800     | -                     | -                          | -                          | 200                        | 200                        | -                          | 200                        | -                          | 300                        | -                      | ...                      |
| NO COMMERCIAL OR NONRESIDENTIAL ACTIVITIES . . . . .                            | 218 900 | 800                   | 8 100                      | 11 000                     | 14 400                     | 25 500                     | 26 100                     | 49 700                     | 34 100                     | 23 200                     | 26 100                 | 44800                    |
| WITH COMMERCIAL OR NONRESIDENTIAL ACTIVITIES . . . . .                          | 42 400  | 600                   | 2 100                      | 4 400                      | 3 900                      | 5 700                      | 5 500                      | 9 300                      | 5 700                      | 2 500                      | 2 600                  | 39100                    |
| BOthersOME TO RESPONDENT . . . . .  | 11 300  | -                     | 300                        | 2 300                      | 1 100                      | 1 500                      | 900                        | 2 300                      | 1 400                      | 900                        | 500                    | 37200                    |
| WOULD LIKE TO MOVE . . . . .  | 4 200   | -                     | -                          | 500                        | 500                        | 900                        | 500                        | 1 200                      | 500                        | 200                        | -                      | 37600                    |
| WOULD NOT LIKE TO MOVE . . . . .  | 7 100   | -                     | 300                        | 1 800                      | 600                        | 600                        | 500                        | 1 100                      | 900                        | 800                        | 500                    | 36700                    |
| NOT REPORTED . . . . .  | 31 100  | 600                   | 1 800                      | 2 100                      | 2 800                      | 4 200                      | 4 600                      | 7 000                      | 4 300                      | 1 600                      | 2 200                  | 39400                    |
| NOT BOthersOME TO RESPONDENT . . . . .  | 500     | -                     | -                          | -                          | 300                        | -                          | -                          | -                          | -                          | 200                        | -                      | ...                      |
| NOT REPORTED . . . . .  | 500     | -                     | -                          | -                          | 300                        | -                          | -                          | -                          | -                          | 200                        | -                      | ...                      |
| NO ODORS, SMOKE, OR GAS . . . . .   | 229 700 | 1 100                 | 8 600                      | 11 900                     | 13 900                     | 27 500                     | 27 000                     | 53 500                     | 36 200                     | 23 400                     | 26 500                 | 44600                    |
| WITH ODORS, SMOKE, OR GAS . . . . .   | 31 800  | 300                   | 1 700                      | 3 400                      | 4 500                      | 3 700                      | 4 600                      | 5 400                      | 3 600                      | 2 300                      | 2 300                  | 37500                    |
| BOthersOME TO RESPONDENT . . . . .  | 20 400  | 200                   | 1 400                      | 2 800                      | 2 600                      | 2 300                      | 3 100                      | 2 900                      | 2 300                      | 1 400                      | 1 400                  | 36500                    |
| WOULD LIKE TO MOVE . . . . .  | 3 800   | -                     | -                          | 600                        | 600                        | 800                        | 500                        | 900                        | 500                        | -                          | 100                    | 35800                    |
| WOULD NOT LIKE TO MOVE . . . . .  | 16 500  | 200                   | 1 400                      | 2 200                      | 2 000                      | 1 500                      | 2 600                      | 2 000                      | 1 900                      | 1 400                      | 1 200                  | 36600                    |
| NOT REPORTED . . . . .  | 11 300  | 100                   | 300                        | 600                        | 1 900                      | 1 400                      | 1 600                      | 2 300                      | 1 200                      | 900                        | 900                    | 39300                    |
| NOT BOthersOME TO RESPONDENT . . . . .  | 200     | -                     | -                          | -                          | 200                        | -                          | -                          | 200                        | -                          | -                          | -                      | ...                      |
| NOT REPORTED . . . . .  | 300     | -                     | -                          | -                          | 200                        | -                          | -                          | -                          | -                          | 200                        | -                      | ...                      |
| ADEQUATE STREET LIGHTS . . . . .  | 180 600 | 1 100                 | 7 600                      | 11 400                     | 12 400                     | 22 300                     | 24 700                     | 41 800                     | 25 800                     | 15 300                     | 18 200                 | 42600                    |
| INADEQUATE STREET LIGHTS . . . . .  | 80 300  | 300                   | 2 600                      | 3 900                      | 6 000                      | 8 900                      | 7 000                      | 16 900                     | 13 500                     | 10 500                     | 10 600                 | 46700                    |
| BOthersOME TO RESPONDENT . . . . .  | 32 400  | 100                   | 1 400                      | 1 900                      | 3 000                      | 4 900                      | 2 800                      | 7 300                      | 4 500                      | 3 300                      | 3 300                  | 43000                    |
| WOULD LIKE TO MOVE . . . . .  | 1 100   | -                     | 200                        | -                          | -                          | -                          | -                          | 500                        | 200                        | 300                        | -                      | ...                      |
| WOULD NOT LIKE TO MOVE . . . . .  | 31 300  | 100                   | 1 200                      | 1 900                      | 3 000                      | 4 900                      | 2 800                      | 6 800                      | 4 400                      | 3 000                      | 3 300                  | 42600                    |
| NOT REPORTED . . . . .  | 47 900  | 100                   | 1 200                      | 2 000                      | 3 100                      | 4 000                      | 4 200                      | 9 700                      | 9 000                      | 7 200                      | 7 300                  | 49600                    |
| NOT BOthersOME TO RESPONDENT . . . . .  | 200     | -                     | -                          | -                          | 200                        | -                          | -                          | 200                        | -                          | 500                        | -                      | ...                      |
| NOT REPORTED . . . . .  | 900     | -                     | -                          | -                          | 200                        | -                          | -                          | 200                        | 500                        | 200                        | -                      | ...                      |
| NO NEIGHBORHOOD CRIME . . . . .   | 192 500 | 1 100                 | 8 400                      | 10 100                     | 12 500                     | 23 100                     | 23 900                     | 43 300                     | 29 800                     | 19 600                     | 20 700                 | 44000                    |
| WITH NEIGHBORHOOD CRIME . . . . .   | 68 500  | 300                   | 1 900                      | 5 300                      | 5 900                      | 8 200                      | 7 600                      | 15 600                     | 9 800                      | 5 900                      | 8 000                  | 43300                    |
| BOthersOME TO RESPONDENT . . . . .  | 48 200  | 100                   | 1 400                      | 3 200                      | 3 900                      | 4 800                      | 5 700                      | 11 300                     | 7 700                      | 4 700                      | 5 400                  | 44400                    |
| WOULD LIKE TO MOVE . . . . .  | 5 400   | 100                   | 200                        | 500                        | 300                        | 600                        | 800                        | 1 500                      | 500                        | 600                        | 300                    | 41600                    |
| WOULD NOT LIKE TO MOVE . . . . .  | 42 800  | -                     | 1 200                      | 2 800                      | 3 600                      | 4 200                      | 4 900                      | 9 700                      | 7 200                      | 4 100                      | 5 100                  | 44800                    |
| NOT REPORTED . . . . .  | 20 100  | 200                   | 500                        | 2 000                      | 1 900                      | 3 400                      | 1 900                      | 4 400                      | 2 200                      | 1 200                      | 2 600                  | 40800                    |
| NOT BOthersOME TO RESPONDENT . . . . .  | 200     | -                     | -                          | -                          | 200                        | -                          | -                          | -                          | -                          | 300                        | -                      | ...                      |
| NOT REPORTED . . . . .  | 800     | -                     | -                          | -                          | 200                        | -                          | -                          | 200                        | -                          | 300                        | -                      | ...                      |
| NO TRASH, LITTER, OR JUNK . . . . .   | 209 900 | 1 100                 | 7 500                      | 11 800                     | 13 900                     | 24 100                     | 25 600                     | 47 900                     | 32 500                     | 21 100                     | 24 400                 | 44400                    |
| WITH TRASH, LITTER, OR JUNK . . . . .   | 51 400  | 300                   | 2 800                      | 3 500                      | 4 500                      | 7 200                      | 6 000                      | 10 800                     | 7 300                      | 4 700                      | 4 300                  | 41300                    |
| BOthersOME TO RESPONDENT . . . . .  | 40 200  | 100                   | 1 700                      | 2 900                      | 3 300                      | 5 700                      | 4 500                      | 9 300                      | 4 700                      | 4 200                      | 3 800                  | 42000                    |
| WOULD LIKE TO MOVE . . . . .  | 5 100   | -                     | 200                        | 800                        | 300                        | 600                        | 600                        | 1 400                      | 400                        | 500                        | 100                    | 40500                    |
| WOULD NOT LIKE TO MOVE . . . . .  | 34 900  | 100                   | 1 600                      | 2 200                      | 2 900                      | 5 100                      | 3 900                      | 7 900                      | 4 000                      | 3 700                      | 3 500                  | 42200                    |
| NOT REPORTED . . . . .  | 10 900  | 200                   | 1 100                      | 600                        | 1 100                      | 1 500                      | 1 500                      | 1 600                      | 2 600                      | 300                        | 500                    | 38400                    |
| NOT BOthersOME TO RESPONDENT . . . . .  | 300     | -                     | -                          | -                          | 100                        | -                          | -                          | 200                        | -                          | 200                        | -                      | ...                      |
| NOT REPORTED . . . . .  | 500     | -                     | -                          | -                          | 200                        | -                          | -                          | 200                        | -                          | 200                        | -                      | ...                      |
| NO BOARDED UP OR ABANDONED STRUCTURES . . . . .                                 | 252 300 | 1 100                 | 9 500                      | 14 700                     | 17 900                     | 29 800                     | 31 000                     | 57 300                     | 38 500                     | 24 600                     | 27 800                 | 43800                    |
| WITH BOARDED UP OR ABANDONED STRUCTURES . . . . .                               | 8 900   | 300                   | 700                        | 500                        | 500                        | 1 400                      | 600                        | 1 700                      | 1 400                      | 900                        | 900                    | 42900                    |
| BOthersOME TO RESPONDENT . . . . .  | 2 300   | -                     | 200                        | 300                        | -                          | 500                        | 300                        | -                          | 600                        | 600                        | 300                    | ...                      |
| WOULD LIKE TO MOVE . . . . .  | 300     | -                     | -                          | -                          | -                          | -                          | 200                        | -                          | 200                        | -                          | -                      | ...                      |
| WOULD NOT LIKE TO MOVE . . . . .  | 2 500   | -                     | 200                        | 300                        | -                          | 500                        | 100                        | -                          | 500                        | 600                        | 300                    | ...                      |
| NOT REPORTED . . . . .  | 6 000   | 300                   | 600                        | 200                        | 500                        | 900                        | 300                        | 1 500                      | 800                        | 300                        | 600                    | 41600                    |
| NOT BOthersOME TO RESPONDENT . . . . .  | 200     | -                     | -                          | -                          | -                          | -                          | -                          | 200                        | -                          | -                          | -                      | ...                      |
| NOT REPORTED . . . . .  | 600     | -                     | -                          | 100                        | 200                        | -                          | -                          | -                          | -                          | 300                        | -                      | ...                      |
| NEIGHBORHOOD SERVICES   |         |                       |                            |                            |                            |                            |                            |                            |                            |                            |                        |                          |
| ADEQUATE NEIGHBORHOOD SERVICES . . . . .  | 122 200 | 600                   | 5 100                      | 8 000                      | 9 900                      | 19 800                     | 16 700                     | 26 400                     | 15 800                     | 11 100                     | 8 800                  | 40400                    |
| INADEQUATE NEIGHBORHOOD SERVICES <sup>3</sup> . . . . .                         | 139 300 | 700                   | 5 200                      | 7 300                      | 8 500                      | 11 400                     | 15 000                     | 32 600                     | 24 000                     | 14 700                     | 19 900                 | 46600                    |
| PUBLIC TRANSPORTATION . . . . .   | 108 400 | 600                   | 3 100                      | 4 300                      | 6 000                      | 7 300                      | 11 100                     | 27 300                     | 19 500                     | 12 300                     | 16 900                 | 48000                    |
| SCHOOLS . . . . .   | 15 600  | -                     | 200                        | 1 100                      | 800                        | 1 500                      | 900                        | 4 200                      | 2 800                      | 1 400                      | 2 800                  | 48000                    |
| SHOPPING . . . . .  | 24 500  | 100                   | 900                        | 1 100                      | 2 200                      | 2 100                      | 3 400                      | 4 000                      | 5 000                      | 1 700                      | 3 900                  | 45500                    |
| POLICE PROTECTION . . . . .   | 21 800  | -                     | 800                        | 2 000                      | 1 700                      | 900                        | 2 200                      | 5 300                      | 4 500                      | 1 400                      | 3 000                  | 46300                    |
| FIRE PROTECTION . . . . .   | 4 400   | -                     | 200                        | 200                        | 200                        | 600                        | 600                        | 600                        | 900                        | 200                        | 900                    | 47500                    |
| HOSPITALS OR HEALTH CLINICS . . . . .   | 25 400  | 200                   | 1 500                      | 1 900                      | 1 700                      | 2 800                      | 1 700                      | 5 100                      | 4 800                      | 2 200                      | 3 600                  | 45900                    |
| DON'T KNOW . . . . .  | 300     | -                     | -                          | -                          | 200                        | -                          | -                          | -                          | -                          | 200                        | -                      | ...                      |
| NOT REPORTED . . . . .  | 300     | -                     | -                          | -                          | 200                        | -                          | -                          | -                          | -                          | 200                        | -                      | ...                      |
| NEIGHBORHOOD SERVICES AND WISH TO MOVE <sup>4</sup>                             |         |                       |                            |                            |                            |                            |                            |                            |                            |                            |                        |                          |
| WITH INADEQUATE SERVICE . . . . .   | 139 300 | 700                   | 5 200                      | 7 300                      | 8 500                      | 11 400                     | 15 000                     | 32 600                     | 24 000                     | 14 700                     | 19 900                 | 46600                    |
| HOUSEHOLD WOULD LIKE TO MOVE <sup>5</sup> . . . . .                             | 10 100  | 100                   | 300                        | 600                        | 900                        | 1 100                      | 1 200                      | 3 000                      | 1 700                      | 300                        | 800                    | 42400                    |
| BECAUSE OF PUBLIC TRANSPORTATION . . . . .                                      | 4 500   | 100                   | 200                        | 300                        | 500                        | 300                        | 300                        | 1 900                      | 300                        | 200                        | 300                    | 42100                    |
| BECAUSE OF SCHOOLS . . . . .  | 3 200   | -                     | -                          | 300                        | 300                        | 500                        | 300                        | 1 100                      | 300                        | 200                        | 300                    | ...                      |
| BECAUSE OF SHOPPING . . . . .   | 2 200   | -                     | -                          | -                          | 500                        | 200                        | 300                        | 600                        | 300                        | -                          | 300                    | ...                      |
| BECAUSE OF POLICE PROTECTION . . . . .  | 2 800   | -                     | 200                        | 200                        | 200                        | 200                        | 300                        | 900                        | 600                        | 300                        | -                      | ...                      |
| BECAUSE OF FIRE PROTECTION . . . . .  | 100     | -                     | -                          | -                          | -                          | 100                        | -                          | -                          | -                          | -                          | -                      | ...                      |
| BECAUSE OF HOSPITALS OR HEALTH CLINICS . . . . .                                | 1 200   | -                     | 200                        | 100                        | -                          | -                          | -                          | 500                        | 300                        | -                          | 200                    | ...                      |
| HOUSEHOLD WOULD NOT LIKE TO MOVE . . . . .                                      | 124 900 | 600                   | 4 900                      | 6 700                      | 7 400                      | 9 600                      | 13 100                     | 28 700                     | 21 500                     | 13 700                     | 18 900                 | 47100                    |
| NOT REPORTED . . . . .  | 4 200   | -                     | -                          | -                          | 200                        | 800                        | 600                        | 900                        | 800                        | 600                        | 300                    | 45900                    |
| WITH ADEQUATE SERVICE . . . . .   | 122 200 | 600                   | 5 100                      | 8 000                      | 9 900                      | 19 800                     | 16 700                     | 26 400                     | 15 800                     | 11 100                     | 8 800                  | 40400                    |
| NOT REPORTED . . . . .  | 300     | -                     | -                          | -                          | 200                        | -                          | -                          | -                          | -                          | 200                        | -                      | ...                      |

<sup>1</sup>LIMITED TO 1-FAMILY HOMES ON LESS THAN 10 ACRES AND NO BUSINESS ON PROPERTY.  
<sup>2</sup>WISH TO MOVE RELATES ONLY TO RESPONDENTS' OPINION OF SPECIFIC CONDITIONS.  
<sup>3</sup>FIGURES WILL NOT ADD TO TOTAL BECAUSE MORE THAN ONE INADEQUATE SERVICE WAS REPORTED FOR THE SAME UNIT.  
<sup>4</sup>WISH TO MOVE RELATES ONLY TO RESPONDENTS' OPINION OF SPECIFIC SERVICES.

TABLE C-8. VALUE OF OWNER OCCUPIED HOUSING UNITS BY SELECTED NEIGHBORHOOD CHARACTERISTICS: 1976--CONTINUED  
(DATA BASED ON SAMPLE, SEE TEXT. FOR MINIMUM BASE FOR DERIVED FIGURES (PERCENT, MEDIAN, ETC.) AND MEANING OF SYMBOLS, SEE TEXT)

| STANDARD METROPOLITAN STATISTICAL AREA<br>BALTIMORE, MD.<br>NOT IN CENTRAL CITY | TOTAL   | LESS             | \$10,000 | \$20,000 | \$25,000 | \$30,000 | \$35,000 | \$40,000 | \$50,000 | \$60,000 | \$75,000   | MEDIAN<br>(DOL-<br>LARS) |
|---|---------|------------------|----------|----------|----------|----------|----------|----------|----------|----------|------------|--------------------------|
|   |         | THAN<br>\$10,000 | \$19,999 | \$24,999 | \$29,999 | \$34,999 | \$39,999 | \$49,999 | \$59,999 | \$74,999 | OR<br>MORE |                          |
| SPECIFIED OWNER OCCUPIED <sup>1</sup> --CONTINUED                               |         |                  |          |          |          |          |          |          |          |          |            |                          |
| OVERALL OPINION OF NEIGHBORHOOD   |         |                  |          |          |          |          |          |          |          |          |            |                          |
| EXCELLENT.  | 125 400 | 200              | 2 800    | 3 600    | 5 600    | 11 500   | 15 000   | 28 800   | 20 700   | 16 300   | 21 000     | 48400                    |
| GOOD  | 111 600 | 900              | 5 000    | 8 800    | 9 300    | 16 900   | 13 900   | 26 000   | 16 500   | 7 800    | 6 500      | 40400                    |
| FAIR  | 22 100  | 300              | 1 900    | 2 900    | 3 400    | 2 800    | 2 500    | 3 600    | 2 500    | 1 300    | 1 100      | 34700                    |
| POOR  | 1 800   | -                | 600      | -        | 200      | -        | 300      | 500      | 200      | 200      | -          | ...                      |
| NOT REPORTED  | 800     | -                | -        | -        | 200      | -        | -        | 200      | -        | 300      | 200        | ...                      |
| HOUSEHOLD WOULD LIKE TO MOVE  |         |                  |          |          |          |          |          |          |          |          |            |                          |
| EXCELLENT.  | 25 500  | 300              | 1 100    | 2 500    | 2 000    | 3 400    | 2 800    | 6 900    | 3 200    | 1 700    | 1 500      | 41000                    |
| GOOD  | 4 500   | -                | 200      | -        | -        | -        | 300      | 2 300    | 500      | 700      | 600        | 46400                    |
| FAIR  | 12 400  | 300              | 200      | 1 200    | 1 200    | 2 000    | 1 200    | 3 000    | 1 500    | 1 200    | 500        | 40100                    |
| POOR  | 7 900   | -                | 600      | 1 200    | 800      | 1 100    | 1 100    | 1 400    | 1 100    | 200      | 500        | 36100                    |
| NOT REPORTED  | 800     | -                | 200      | -        | -        | -        | 200      | 300      | 200      | -        | -          | ...                      |
| HOUSEHOLD WOULD NOT LIKE TO MOVE  |         |                  |          |          |          |          |          |          |          |          |            |                          |
| EXCELLENT.  | 235 500 | 1 100            | 9 200    | 12 900   | 16 200   | 27 800   | 28 900   | 52 000   | 36 400   | 24 000   | 27 100     | 44200                    |
| GOOD  | 120 700 | 200              | 2 600    | 5 400    | 5 400    | 11 200   | 14 700   | 26 500   | 20 300   | 16 000   | 20 200     | 48600                    |
| FAIR  | 99 100  | 600              | 4 900    | 7 600    | 8 000    | 14 900   | 12 600   | 23 000   | 14 800   | 6 600    | 6 100      | 40400                    |
| POOR  | 14 200  | 300              | 1 300    | 1 700    | 2 600    | 1 700    | 1 400    | 2 200    | 1 400    | 1 100    | 600        | 33700                    |
| NOT REPORTED  | 1 100   | -                | 400      | -        | 200      | -        | 200      | 200      | -        | 200      | 200        | ...                      |
| NOT REPORTED  | 500     | -                | -        | -        | -        | -        | -        | -        | -        | 200      | 200        | ...                      |
| NOT REPORTED  | 800     | -                | -        | -        | 300      | -        | -        | -        | 200      | 200      | 200        | ...                      |

<sup>1</sup>LIMITED TO 1-FAMILY HOMES ON LESS THAN 10 ACRES AND NO BUSINESS ON PROPERTY.

TABLE C-9. GROSS RENT OF RENTER OCCUPIED HOUSING UNITS BY OCCUPANCY AND UTILIZATION CHARACTERISTICS AND SERVICES AVAILABLE: 1976  
(DATA BASED ON SAMPLE, SEE TEXT. FOR MINIMUM BASE FOR DERIVED FIGURES (PERCENT, MEDIAN, ETC.) AND MEANING OF SYMBOLS, SEE TEXT)

| STANDARD METROPOLITAN STATISTICAL AREA<br>BALTIMORE, MD.<br>NOT IN CENTRAL CITY | TOTAL   | LESS         | \$70         | \$100 | \$125  | \$150  | \$175  | \$200  | \$250  | \$350      | NO<br>CASH<br>RENT | MEDIAN<br>(DOL-<br>LARS) |
|---|---------|--------------|--------------|-------|--------|--------|--------|--------|--------|------------|--------------------|--------------------------|
|   |         | THAN<br>\$70 | \$70<br>\$99 | \$124 | \$149  | \$174  | \$199  | \$249  | \$349  | OR<br>MORE |                    |                          |
| SPECIFIED RENTER OCCUPIED <sup>1</sup>  |         |              |              |       |        |        |        |        |        |            |                    |                          |
| DURATION OF OCCUPANCY   |         |              |              |       |        |        |        |        |        |            |                    |                          |
| HOUSEHOLD HEAD LIVED HERE:  |         |              |              |       |        |        |        |        |        |            |                    |                          |
| LESS THAN 3 MONTHS  | 12 400  | -            | 200          | 500   | 500    | 1 100  | 1 200  | 4 400  | 3 400  | 1 100      | 200                | 231                      |
| 3 MONTHS OR LONGER  | 116 900 | 1 400        | 2 900        | 6 800 | 11 100 | 12 300 | 17 500 | 35 200 | 21 400 | 3 400      | 4 900              | 206                      |
| LIVED HERE LAST WINTER  | 105 100 | 1 400        | 2 600        | 6 500 | 10 700 | 10 600 | 15 800 | 31 100 | 19 200 | 2 800      | 4 400              | 204                      |
| CONDITION OF KITCHEN FACILITIES   |         |              |              |       |        |        |        |        |        |            |                    |                          |
| WITH COMPLETE KITCHEN FACILITIES  | 128 200 | 1 200        | 2 900        | 7 000 | 11 600 | 13 300 | 18 700 | 39 600 | 24 800 | 4 500      | 4 700              | 209                      |
| ALL USABLE  | 127 200 | 1 200        | 2 900        | 7 000 | 11 400 | 13 100 | 18 400 | 39 400 | 24 500 | 4 500      | 4 700              | 209                      |
| 1 OR MORE NOT USABLE  | 900     | -            | -            | -     | 200    | 200    | 200    | 100    | 300    | -          | -                  | ...                      |
| NOT REPORTED  | 100     | -            | -            | -     | -      | -      | -      | -      | -      | -          | -                  | ...                      |
| LACKING COMPLETE KITCHEN FACILITIES   | 1 100   | 200          | 200          | 300   | -      | 200    | -      | -      | -      | -          | 300                | ...                      |
| BEDROOMS  |         |              |              |       |        |        |        |        |        |            |                    |                          |
| NONE AND 1  | 40 100  | 800          | 1 700        | 3 700 | 5 300  | 3 200  | 6 900  | 14 400 | 3 100  | -          | 1 100              | 192                      |
| 2 OR MORE   | 89 200  | 600          | 1 400        | 3 600 | 6 300  | 10 200 | 11 800 | 25 200 | 21 700 | 4 500      | 3 900              | 217                      |
| NONE LACKING PRIVACY  | 84 100  | 300          | 1 300        | 3 300 | 5 100  | 9 800  | 11 200 | 24 600 | 21 300 | 4 300      | 3 200              | 219                      |
| 1 OR MORE LACKING PRIVACY   | 5 100   | 300          | 100          | 300   | 1 200  | 500    | 600    | 600    | 500    | 100        | 600                | 158                      |
| PRIVACY NOT REPORTED  | -       | -            | -            | -     | -      | -      | -      | -      | -      | -          | -                  | -                        |
| 3-OR-MORE-PERSON HOUSEHOLDS   | 49 500  | 300          | 800          | 1 500 | 3 700  | 6 200  | 6 900  | 12 500 | 12 200 | 3 200      | 2 200              | 217                      |
| NO BEDROOMS USED BY 3 PERSONS OR MORE   | 44 100  | 300          | 800          | 1 200 | 3 100  | 5 300  | 5 700  | 11 600 | 11 100 | 3 000      | 2 000              | 220                      |
| BEDROOMS USED BY 3 PERSONS OR MORE  | 4 400   | -            | 300          | 400   | 400    | 900    | 1 200  | 800    | 500    | 200        | 200                | 184                      |
| 1   | 4 300   | -            | 300          | 400   | 400    | 800    | 1 200  | 800    | 500    | 200        | 200                | 166                      |
| 2 OR MORE   | 200     | -            | -            | -     | -      | 200    | -      | -      | -      | -          | -                  | ...                      |
| BEDROOMS USED BY PERSONS 13 YEARS OF AGE OR OLDER                               | 2 600   | -            | -            | 200   | 100    | 800    | 900    | 500    | -      | -          | 200                | ...                      |
| NO BEDROOMS USED BY PERSONS 13 YEARS OF AGE OR OLDER                            | 1 100   | -            | -            | -     | -      | -      | 300    | 300    | 300    | 200        | -                  | ...                      |
| NOT REPORTED  | 800     | -            | -            | 100   | 300    | 200    | -      | -      | 200    | -          | -                  | ...                      |
| NO BEDROOMS   | 900     | -            | -            | -     | -      | -      | -      | -      | 600    | -          | -                  | ...                      |
| NOT REPORTED  | 900     | -            | -            | -     | 100    | -      | -      | 200    | -      | -          | -                  | ...                      |
| 1- AND 2-PERSON HOUSEHOLDS  | 79 800  | 1 100        | 2 300        | 5 700 | 7 900  | 7 200  | 11 800 | 27 100 | 12 600 | 1 300      | 2 900              | 204                      |
| GARBAGE COLLECTION SERVICE  |         |              |              |       |        |        |        |        |        |            |                    |                          |
| WITH SERVICE  | 125 200 | 1 400        | 2 900        | 7 100 | 11 100 | 12 800 | 18 400 | 38 800 | 23 600 | 4 500      | 4 600              | 208                      |
| LESS THAN ONCE A WEEK   | 100     | -            | -            | -     | -      | -      | -      | -      | -      | -          | 100                | ...                      |
| ONCE A WEEK   | 8 400   | -            | 500          | 600   | 600    | 800    | 1 700  | 2 800  | 1 100  | -          | 300                | 197                      |
| TWICE A WEEK OR MORE  | 103 200 | 1 400        | 2 300        | 5 800 | 9 000  | 10 000 | 15 900 | 29 800 | 21 100 | 4 300      | 3 600              | 209                      |
| DON'T KNOW  | 13 300  | -            | 100          | 700   | 1 600  | 1 800  | 800    | 6 200  | 1 400  | 200        | 500                | 211                      |
| NOT REPORTED  | 100     | -            | -            | -     | -      | 100    | -      | -      | -      | -          | -                  | ...                      |
| NO SERVICE  | 3 800   | -            | 200          | 100   | 500    | 600    | 300    | 800    | 900    | -          | 500                | ...                      |
| METHOD OF DISPOSAL  |         |              |              |       |        |        |        |        |        |            |                    |                          |
| INCINERATOR, TRASH CHUTE, OR COMPACTOR  | 600     | -            | -            | 100   | 100    | 200    | -      | 300    | 200    | -          | 200                | ...                      |
| GARBAGE DISPOSAL  | 900     | -            | -            | -     | 200    | -      | -      | -      | -      | -          | -                  | ...                      |
| OTHER MEANS   | 2 100   | -            | 200          | -     | 200    | 500    | -      | 500    | 700    | -          | 200                | ...                      |
| NOT REPORTED  | 200     | -            | -            | -     | -      | -      | -      | -      | -      | -          | -                  | ...                      |
| DON'T KNOW  | 100     | -            | -            | -     | -      | -      | -      | -      | -      | -          | -                  | ...                      |
| NOT REPORTED  | 200     | -            | -            | -     | -      | -      | -      | -      | 100    | -          | -                  | ...                      |
| EXTERMINATOR SERVICE  |         |              |              |       |        |        |        |        |        |            |                    |                          |
| OCCUPIED 3 MONTHS OR LONGER   | 116 900 | 1 400        | 2 900        | 6 800 | 11 100 | 12 300 | 17 500 | 35 200 | 21 400 | 3 400      | 4 900              | 206                      |
| NO SIGNS OF MICE OR RATS  | 108 700 | 1 400        | 2 900        | 6 500 | 10 300 | 11 500 | 16 700 | 33 200 | 19 300 | 2 800      | 4 300              | 204                      |
| WITH SIGNS OF MICE OR RATS  | 8 200   | -            | 300          | 800   | 800    | 800    | 800    | 2 000  | 2 100  | 700        | 600                | 227                      |
| REGULAR EXTERMINATION SERVICE   | 500     | -            | -            | -     | -      | -      | 200    | 200    | 200    | -          | 200                | ...                      |
| IRREGULAR EXTERMINATION SERVICE   | 1 600   | -            | -            | 200   | 500    | -      | 200    | 200    | 600    | -          | -                  | ...                      |
| NO EXTERMINATION SERVICE  | 5 900   | -            | 200          | 300   | 600    | 500    | 1 700  | 1 400  | 700    | 500        | 232                |                          |
| NOT REPORTED  | 300     | -            | -            | -     | -      | 200    | -      | -      | 200    | -          | -                  | ...                      |
| NOT REPORTED  | 100     | -            | -            | -     | -      | -      | -      | -      | -      | -          | -                  | ...                      |
| NOT REPORTED  | 200     | -            | -            | -     | -      | -      | -      | -      | -      | -          | -                  | ...                      |
| OCCUPIED LESS THAN 3 MONTHS   | 12 400  | -            | 200          | 500   | 500    | 1 100  | 1 200  | 4 400  | 3 400  | 1 100      | 200                | 231                      |

<sup>1</sup>EXCLUDES 1-FAMILY HOMES ON 10 ACRES OR MORE.

TABLE C-10. GROSS RENT OF RENTER OCCUPIED HOUSING UNITS BY DEFICIENCIES IN SELECTED STRUCTURAL CHARACTERISTICS: 1976  
(DATA BASED ON SAMPLE, SEE TEXT. FOR MINIMUM BASE FOR DERIVED FIGURES (PERCENT, MEDIAN, ETC.) AND MEANING OF SYMBOLS, SEE TEXT)

| STANDARD METROPOLITAN STATISTICAL AREA<br>BALTIMORE, MD.<br>NOT IN CENTRAL CITY | TOTAL   | LESS<br>THAN<br>\$70 | \$70<br>TO<br>\$99 | \$100<br>TO<br>\$124 | \$125<br>TO<br>\$149 | \$150<br>TO<br>\$174 | \$175<br>TO<br>\$199 | \$200<br>TO<br>\$249 | \$250<br>TO<br>\$349 | \$350<br>OR<br>MORE | NO<br>CASH<br>RENT | MEDIAN<br>(DOL-<br>LARS) |
|---|---------|----------------------|--------------------|----------------------|----------------------|----------------------|----------------------|----------------------|----------------------|---------------------|--------------------|--------------------------|
| SPECIFIED RENTER OCCUPIED <sup>1</sup>  | 129 300 | 1 400                | 3 100              | 7 300                | 11 600               | 13 400               | 18 700               | 39 600               | 24 800               | 4 500               | 5 000              | 208                      |
| 2 OR MORE UNITS IN STRUCTURE  | 84 200  | 1 100                | 2 300              | 5 300                | 8 500                | 7 200                | 14 100               | 28 800               | 14 200               | 1 000               | 1 700              | 205                      |
| COMMON STAIRWAYS  |         |                      |                    |                      |                      |                      |                      |                      |                      |                     |                    |                          |
| WITH COMMON STAIRWAYS.  | 72 800  | 600                  | 2 000              | 3 500                | 5 300                | 5 800                | 12 400               | 27 200               | 13 500               | 1 000               | 1 400              | 211                      |
| NO LOOSE STEPS  | 66 400  | 600                  | 1 700              | 3 100                | 5 000                | 5 400                | 10 800               | 25 400               | 12 000               | 1 000               | 1 400              | 211                      |
| RAILINGS NOT LOOSE  | 63 100  | 500                  | 1 700              | 2 600                | 4 400                | 4 700                | 10 700               | 25 200               | 11 200               | 1 000               | 1 100              | 212                      |
| RAILINGS LOOSE  | 2 000   | -                    | -                  | 200                  | 500                  | 500                  | 100                  | 100                  | 600                  | -                   | -                  | ...                      |
| NO RAILINGS   | 1 100   | 200                  | -                  | 300                  | 100                  | -                    | -                    | -                    | -                    | -                   | 300                | ...                      |
| RAILINGS NOT REPORTED.  | 200     | -                    | -                  | -                    | -                    | -                    | -                    | -                    | 200                  | -                   | -                  | ...                      |
| LOOSE STEPS.  | 2 000   | -                    | -                  | 300                  | 200                  | -                    | 600                  | 300                  | 600                  | -                   | -                  | ...                      |
| RAILINGS NOT LOOSE  | 1 700   | -                    | -                  | 300                  | 200                  | -                    | 600                  | 100                  | 500                  | -                   | -                  | ...                      |
| RAILINGS LOOSE  | 300     | -                    | -                  | -                    | -                    | -                    | -                    | 200                  | 200                  | -                   | -                  | ...                      |
| NO RAILINGS   | -       | -                    | -                  | -                    | -                    | -                    | -                    | -                    | -                    | -                   | -                  | ...                      |
| RAILINGS NOT REPORTED.  | -       | -                    | -                  | -                    | -                    | -                    | -                    | -                    | -                    | -                   | -                  | ...                      |
| STEPS NOT REPORTED.   | 4 400   | -                    | 300                | 200                  | 100                  | 500                  | 900                  | 1 500                | 800                  | -                   | 300                | 205                      |
| NO COMMON STAIRWAYS.  | 11 400  | 500                  | 300                | 1 700                | 3 200                | 1 400                | 1 700                | 1 600                | 800                  | -                   | -                  | 148                      |
| LIGHT FIXTURES IN PUBLIC HALLS  |         |                      |                    |                      |                      |                      |                      |                      |                      |                     |                    |                          |
| WITH PUBLIC HALLS.  | 64 900  | 800                  | 1 500              | 2 900                | 4 400                | 4 300                | 10 700               | 25 700               | 12 500               | 1 000               | 1 100              | 214                      |
| WITH LIGHT FIXTURES.  | 64 700  | 800                  | 1 500              | 2 900                | 4 400                | 4 300                | 10 700               | 25 500               | 12 500               | 1 000               | 1 100              | 214                      |
| ALL WORKING   | 58 400  | 600                  | 1 400              | 2 500                | 3 300                | 3 800                | 9 300                | 23 500               | 11 900               | 1 000               | 1 100              | 216                      |
| SOME WORKING  | 4 900   | -                    | 200                | -                    | 1 100                | 300                  | 1 100                | 1 800                | 500                  | -                   | -                  | 196                      |
| NONE WORKING  | 900     | 200                  | -                  | 100                  | -                    | 200                  | 100                  | 200                  | 200                  | -                   | -                  | ...                      |
| NOT REPORTED  | 500     | -                    | -                  | 300                  | -                    | -                    | -                    | -                    | -                    | -                   | -                  | ...                      |
| NO LIGHT FIXTURES.  | 200     | -                    | -                  | -                    | -                    | -                    | -                    | -                    | -                    | -                   | -                  | ...                      |
| NO PUBLIC HALLS.  | 15 100  | 300                  | 500                | 2 200                | 4 000                | 2 500                | 2 500                | 1 700                | 900                  | -                   | 600                | 153                      |
| NOT REPORTED  | 4 200   | -                    | 300                | 200                  | 100                  | 500                  | 900                  | 1 400                | 800                  | -                   | -                  | 203                      |
| STORIES BETWEEN MAIN AND APARTMENT ENTRANCES                                    |         |                      |                    |                      |                      |                      |                      |                      |                      |                     |                    |                          |
| NONE (ON SAME FLOOR).   | 14 700  | 300                  | 300                | 1 700                | 3 500                | 2 000                | 2 200                | 2 600                | 1 300                | 200                 | 600                | 164                      |
| 1 (UP OR DOWN)  | 48 800  | 600                  | 1 500              | 3 000                | 3 700                | 4 300                | 7 200                | 19 000               | 8 100                | 500                 | 800                | 209                      |
| 2 OR MORE (UP OR DOWN)  | 16 100  | 200                  | 300                | -                    | 800                  | 600                  | 3 300                | 6 200                | 4 400                | 300                 | -                  | 223                      |
| NOT REPORTED  | 4 600   | -                    | 200                | 600                  | 500                  | 300                  | 1 400                | 900                  | 500                  | -                   | 300                | 186                      |
| 1-UNIT STRUCTURES INCLUDING MOBILE HOMES<br>OR TRAILERS                         | 45 100  | 300                  | 800                | 2 000                | 3 100                | 6 200                | 4 600                | 10 800               | 10 600               | 3 500               | 3 300              | 218                      |
| SPECIFIED RENTER OCCUPIED <sup>1</sup>  | 129 300 | 1 400                | 3 100              | 7 300                | 11 600               | 13 400               | 18 700               | 39 600               | 24 800               | 4 500               | 5 000              | 208                      |
| ELECTRIC WIRING   |         |                      |                    |                      |                      |                      |                      |                      |                      |                     |                    |                          |
| ALL WIRING CONCEALED IN WALLS OR METAL COVERING.                                | 128 100 | 1 400                | 3 100              | 7 300                | 11 400               | 13 100               | 18 500               | 39 600               | 24 700               | 4 300               | 4 700              | 208                      |
| SOME OR ALL WIRING EXPOSED  | 1 200   | -                    | -                  | -                    | 100                  | 300                  | 200                  | -                    | 100                  | 200                 | 300                | ...                      |
| NOT REPORTED  | -       | -                    | -                  | -                    | -                    | -                    | -                    | -                    | -                    | -                   | -                  | ...                      |
| ELECTRIC WALL OUTLETS   |         |                      |                    |                      |                      |                      |                      |                      |                      |                     |                    |                          |
| WITH WORKING OUTLETS IN EACH ROOM.  | 127 200 | 1 400                | 2 900              | 7 100                | 10 800               | 13 300               | 18 400               | 39 300               | 24 800               | 4 500               | 4 700              | 209                      |
| LACKING WORKING OUTLETS IN SOME OR ALL ROOMS                                    | 2 100   | -                    | 100                | 100                  | 800                  | 200                  | 300                  | 300                  | -                    | -                   | 300                | ...                      |
| NOT REPORTED  | -       | -                    | -                  | -                    | -                    | -                    | -                    | -                    | -                    | -                   | -                  | ...                      |
| BASEMENT  |         |                      |                    |                      |                      |                      |                      |                      |                      |                     |                    |                          |
| WITH BASEMENT.  | 62 700  | 600                  | 2 000              | 4 300                | 5 100                | 5 400                | 9 500                | 16 600               | 12 400               | 3 500               | 3 300              | 208                      |
| NO WATER LEAKAGE  | 44 700  | 600                  | 600                | 2 000                | 2 600                | 2 700                | 7 200                | 13 300               | 10 500               | 2 900               | 2 100              | 220                      |
| WITH WATER LEAKAGE  | 7 500   | -                    | 300                | 900                  | 500                  | 800                  | 800                  | 1 200                | 1 300                | 500                 | 1 200              | 196                      |
| DON'T KNOW  | 10 200  | -                    | 1 100              | 1 400                | 1 800                | 1 900                | 1 500                | 1 900                | 500                  | 200                 | -                  | 160                      |
| NOT REPORTED  | 300     | -                    | -                  | 200                  | -                    | -                    | -                    | 200                  | -                    | -                   | -                  | ...                      |
| NO BASEMENT.  | 66 600  | 800                  | 1 100              | 2 900                | 6 500                | 8 000                | 9 200                | 23 000               | 12 400               | 900                 | 1 700              | 208                      |
| ROOF  |         |                      |                    |                      |                      |                      |                      |                      |                      |                     |                    |                          |
| NO WATER LEAKAGE  | 108 600 | 1 200                | 2 500              | 6 600                | 9 700                | 10 500               | 16 300               | 32 100               | 20 800               | 4 300               | 4 600              | 208                      |
| WITH WATER LEAKAGE  | 6 400   | -                    | 300                | 200                  | 1 000                | 900                  | 800                  | 1 100                | 1 500                | 100                 | 500                | 194                      |
| DON'T KNOW  | 14 200  | 200                  | 300                | 500                  | 900                  | 1 900                | 1 600                | 6 400                | 2 500                | -                   | -                  | 214                      |
| NOT REPORTED  | 100     | -                    | -                  | -                    | -                    | 100                  | -                    | -                    | -                    | -                   | -                  | ...                      |
| INTERIOR CEILINGS AND WALLS   |         |                      |                    |                      |                      |                      |                      |                      |                      |                     |                    |                          |
| OPEN CRACKS OR HOLES:   |         |                      |                    |                      |                      |                      |                      |                      |                      |                     |                    |                          |
| NO OPEN CRACKS OR HOLES.  | 119 000 | 1 400                | 2 800              | 7 000                | 10 200               | 11 700               | 17 900               | 35 300               | 22 800               | 4 500               | 4 600              | 208                      |
| WITH OPEN CRACKS OR HOLES.  | 11 300  | -                    | 300                | 300                  | 1 400                | 1 700                | 800                  | 4 300                | 2 000                | -                   | 500                | 211                      |
| NOT REPORTED  | -       | -                    | -                  | -                    | -                    | -                    | -                    | -                    | -                    | -                   | -                  | ...                      |
| BROKEN PLASTER:   |         |                      |                    |                      |                      |                      |                      |                      |                      |                     |                    |                          |
| NO BROKEN PLASTER.  | 124 100 | 1 400                | 2 900              | 7 000                | 10 500               | 12 500               | 18 100               | 38 500               | 24 200               | 4 500               | 4 600              | 209                      |
| WITH BROKEN PLASTER.  | 5 200   | -                    | 100                | 300                  | 1 100                | 900                  | 600                  | 1 100                | 600                  | -                   | 500                | 172                      |
| NOT REPORTED  | -       | -                    | -                  | -                    | -                    | -                    | -                    | -                    | -                    | -                   | -                  | ...                      |
| PEELING PAINT:  |         |                      |                    |                      |                      |                      |                      |                      |                      |                     |                    |                          |
| NO PEELING PAINT  | 124 700 | 1 400                | 2 900              | 6 900                | 10 800               | 12 600               | 18 200               | 38 300               | 24 400               | 4 500               | 4 600              | 209                      |
| WITH PEELING PAINT  | 4 600   | -                    | 100                | 300                  | 800                  | 800                  | 500                  | 1 200                | 500                  | -                   | 500                | 179                      |
| NOT REPORTED  | -       | -                    | -                  | -                    | -                    | -                    | -                    | -                    | -                    | -                   | -                  | ...                      |
| INTERIOR FLOORS   |         |                      |                    |                      |                      |                      |                      |                      |                      |                     |                    |                          |
| NO HOLES IN FLOOR.  | 125 800 | 1 400                | 3 100              | 7 000                | 11 100               | 13 300               | 18 200               | 38 700               | 23 800               | 4 500               | 4 900              | 208                      |
| WITH HOLES IN FLOOR.  | 3 000   | -                    | -                  | 100                  | 500                  | 100                  | 300                  | 900                  | 900                  | -                   | 100                | ...                      |
| NOT REPORTED  | 500     | -                    | -                  | 200                  | -                    | -                    | 100                  | -                    | 200                  | -                   | -                  | ...                      |

<sup>1</sup> EXCLUDES 1-FAMILY HOMES ON 10 ACRES OR MORE.

TABLE C-10. GROSS RENT OF RENTER OCCUPIED HOUSING UNITS BY DEFICIENCIES IN SELECTED STRUCTURAL CHARACTERISTICS: 1976--CONTINUED

(DATA BASED ON SAMPLE, SEE TEXT. FOR MINIMUM BASE FOR DERIVED FIGURES (PERCENT, MEDIAN, ETC.) AND MEANING OF SYMBOLS, SEE TEXT)

| STANDARD METROPOLITAN STATISTICAL AREA<br>BALTIMORE, MD.<br>NOT IN CENTRAL CITY | TOTAL   | LESS<br>THAN<br>\$70 | \$70<br>TO<br>\$99 | \$100<br>TO<br>\$124 | \$125<br>TO<br>\$149 | \$150<br>TO<br>\$174 | \$175<br>TO<br>\$199 | \$200<br>TO<br>\$249 | \$250<br>TO<br>\$349 | \$350<br>OR<br>MORE | NO<br>CASH<br>RENT | MEDIAN<br>(DOL-<br>LARS) |
|---|---------|----------------------|--------------------|----------------------|----------------------|----------------------|----------------------|----------------------|----------------------|---------------------|--------------------|--------------------------|
| SPECIFIED RENTER OCCUPIED <sup>1</sup> --CONTINUED                              |         |                      |                    |                      |                      |                      |                      |                      |                      |                     |                    |                          |
| SELECTED STRUCTURAL DEFICIENCIES AND WISH TO MOVE                               |         |                      |                    |                      |                      |                      |                      |                      |                      |                     |                    |                          |
| WITH STRUCTURAL DEFICIENCIES . . . . .  | 26 300  | -                    | 1 100              | 1 800                | 3 000                | 3 700                | 2 800                | 6 800                | 4 800                | 500                 | 2 000              | 198                      |
| HOUSEHOLD WOULD LIKE TO MOVE . . . . .  | 2 800   | -                    | -                  | 300                  | 200                  | 200                  | 300                  | 1 100                | 600                  | -                   | 200                | ...                      |
| BECAUSE OF 1 CONDITION . . . . .  | 1 100   | -                    | -                  | 200                  | -                    | -                    | 100                  | 300                  | 300                  | -                   | 200                | ...                      |
| BECAUSE OF 2 CONDITIONS . . . . .   | 1 100   | -                    | -                  | 200                  | -                    | 200                  | -                    | 500                  | 300                  | -                   | -                  | ...                      |
| BECAUSE OF 3 OR MORE CONDITIONS . . . . .                                       | 600     | -                    | -                  | -                    | 200                  | -                    | 100                  | 300                  | -                    | -                   | -                  | ...                      |
| HOUSEHOLD WOULD NOT LIKE TO MOVE . . . . .                                      | 22 500  | -                    | 1 100              | 1 400                | 2 600                | 3 400                | 2 300                | 5 600                | 3 800                | 500                 | 1 900              | 194                      |
| NOT REPORTED . . . . .  | 1 100   | -                    | -                  | 100                  | 100                  | 100                  | 200                  | 200                  | 300                  | -                   | -                  | ...                      |
| NO STRUCTURAL DEFICIENCIES . . . . .  | 103 000 | 1 400                | 2 000              | 5 400                | 8 600                | 9 700                | 15 900               | 32 800               | 20 100               | 4 000               | 3 000              | 210                      |
| NOT REPORTED . . . . .  | -       | -                    | -                  | -                    | -                    | -                    | -                    | -                    | -                    | -                   | -                  | -                        |
| OVERALL OPINION OF STRUCTURE  |         |                      |                    |                      |                      |                      |                      |                      |                      |                     |                    |                          |
| EXCELLENT . . . . .   | 44 100  | 500                  | 1 400              | 2 500                | 3 600                | 2 400                | 5 200                | 14 900               | 8 100                | 2 500               | 3 000              | 216                      |
| GOOD . . . . .  | 61 500  | 800                  | 1 700              | 3 900                | 5 100                | 7 300                | 9 400                | 19 100               | 11 200               | 1 800               | 1 200              | 205                      |
| FAIR . . . . .  | 20 100  | 200                  | -                  | 300                  | 2 800                | 2 800                | 3 700                | 4 800                | 4 600                | 200                 | 800                | 198                      |
| POOR . . . . .  | 2 800   | -                    | -                  | 500                  | 100                  | 900                  | 200                  | 300                  | 800                  | -                   | -                  | ...                      |
| NOT REPORTED . . . . .  | 900     | -                    | -                  | 200                  | -                    | -                    | 200                  | 500                  | 200                  | -                   | -                  | ...                      |

<sup>1</sup> EXCLUDES 1-FAMILY HOMES ON 10 ACRES OR MORE.

TABLE C-11. GROSS RENT OF RENTER OCCUPIED HOUSING UNITS BY FAILURES IN PLUMBING FACILITIES AND EQUIPMENT: 1976  
 (DATA BASED ON SAMPLE, SEE TEXT. FOR MINIMUM BASE FOR DERIVED FIGURES (PERCENT, MEDIAN, ETC.) AND MEANING OF SYMBOLS, SEE TEXT)

| STANDARD METROPOLITAN STATISTICAL AREA<br>BALTIMORE, MD.<br>NOT IN CENTRAL CITY | TOTAL   | LESS<br>THAN<br>\$70 | \$70<br>TO<br>\$99 | \$100<br>TO<br>\$124 | \$125<br>TO<br>\$149 | \$150<br>TO<br>\$174 | \$175<br>TO<br>\$199 | \$200<br>TO<br>\$249 | \$250<br>TO<br>\$349 | \$350<br>OR<br>MORE | NO<br>CASH<br>RENT | MEDIAN<br>(DOL-<br>LARS) |
|---|---------|----------------------|--------------------|----------------------|----------------------|----------------------|----------------------|----------------------|----------------------|---------------------|--------------------|--------------------------|
| SPECIFIED RENTER OCCUPIED <sup>1</sup>  | 129 300 | 1 400                | 3 100              | 7 300                | 11 600               | 13 400               | 18 700               | 39 600               | 24 800               | 4 500               | 5 000              | 208                      |
| UNITS OCCUPIED 3 MONTHS OR LONGER   | 116 900 | 1 400                | 2 900              | 6 800                | 11 100               | 12 300               | 17 500               | 35 200               | 21 400               | 3 400               | 4 900              | 206                      |
| WATER SUPPLY  |         |                      |                    |                      |                      |                      |                      |                      |                      |                     |                    |                          |
| WITH PIPED WATER INSIDE STRUCTURE   | 116 200 | 1 400                | 2 800              | 6 600                | 11 100               | 12 200               | 17 500               | 35 200               | 21 400               | 3 400               | 4 600              | 206                      |
| NO BREAKDOWNS   | 110 000 | 1 400                | 2 600              | 6 300                | 11 100               | 11 600               | 16 500               | 32 900               | 19 700               | 3 400               | 4 400              | 205                      |
| WITH BREAKDOWNS   | 5 100   | -                    | 200                | 300                  | -                    | 600                  | 800                  | 2 000                | 1 100                | -                   | 200                | 215                      |
| UNUSABLE 6 CONSECUTIVE HOURS OR LONGER:   |         |                      |                    |                      |                      |                      |                      |                      |                      |                     |                    |                          |
| 1 TIME  | 3 400   | -                    | 200                | 200                  | -                    | 600                  | 500                  | 1 600                | 500                  | -                   | -                  | ...                      |
| 2 TIMES   | 600     | -                    | -                  | -                    | -                    | -                    | 200                  | 300                  | 200                  | -                   | -                  | ...                      |
| 3 TIMES OR MORE   | 1 100   | -                    | -                  | 200                  | -                    | -                    | 200                  | 200                  | 500                  | -                   | 200                | ...                      |
| NOT REPORTED  | -       | -                    | -                  | -                    | -                    | -                    | -                    | -                    | -                    | -                   | -                  | ...                      |
| DON'T KNOW  | 600     | -                    | -                  | -                    | -                    | -                    | 200                  | 300                  | 200                  | -                   | -                  | ...                      |
| NOT REPORTED  | 400     | -                    | -                  | -                    | -                    | -                    | -                    | -                    | 400                  | -                   | -                  | ...                      |
| REASON FOR BREAKDOWN:   |         |                      |                    |                      |                      |                      |                      |                      |                      |                     |                    |                          |
| PROBLEMS INSIDE BUILDING  | 2 200   | -                    | 200                | 300                  | -                    | 200                  | 200                  | 900                  | 400                  | -                   | -                  | ...                      |
| PROBLEMS OUTSIDE BUILDING   | 2 800   | -                    | -                  | -                    | -                    | 500                  | 600                  | 900                  | 600                  | -                   | 200                | ...                      |
| NOT REPORTED  | 200     | -                    | -                  | -                    | -                    | -                    | -                    | 200                  | -                    | -                   | -                  | ...                      |
| NO PIPED WATER INSIDE STRUCTURE   | 800     | -                    | 200                | 100                  | -                    | 200                  | -                    | -                    | -                    | -                   | 300                | ...                      |
| SEWAGE DISPOSAL   |         |                      |                    |                      |                      |                      |                      |                      |                      |                     |                    |                          |
| WITH PUBLIC SEWER, SEPTIC TANK, OR CESSPOOL                                     | 115 900 | 1 400                | 2 600              | 6 600                | 11 100               | 12 000               | 17 500               | 35 200               | 21 400               | 3 400               | 4 600              | 206                      |
| NO BREAKDOWNS   | 114 800 | 1 400                | 2 600              | 6 600                | 11 100               | 12 000               | 17 300               | 34 400               | 21 300               | 3 400               | 4 600              | 206                      |
| WITH BREAKDOWNS   | 800     | -                    | -                  | -                    | -                    | -                    | 100                  | 500                  | 200                  | -                   | -                  | ...                      |
| UNUSABLE 6 CONSECUTIVE HOURS OR LONGER:   |         |                      |                    |                      |                      |                      |                      |                      |                      |                     |                    |                          |
| 1 TIME  | 600     | -                    | -                  | -                    | -                    | -                    | 100                  | 300                  | 200                  | -                   | -                  | ...                      |
| 2 TIMES   | 200     | -                    | -                  | -                    | -                    | -                    | -                    | 200                  | -                    | -                   | -                  | ...                      |
| 3 TIMES OR MORE   | -       | -                    | -                  | -                    | -                    | -                    | -                    | -                    | -                    | -                   | -                  | ...                      |
| NOT REPORTED  | -       | -                    | -                  | -                    | -                    | -                    | -                    | -                    | -                    | -                   | -                  | ...                      |
| DON'T KNOW  | 100     | -                    | -                  | -                    | -                    | -                    | -                    | 100                  | -                    | -                   | -                  | ...                      |
| NOT REPORTED  | 200     | -                    | -                  | -                    | -                    | -                    | -                    | 200                  | -                    | -                   | -                  | ...                      |
| WITH CHEMICAL TOILET, PRIVY, OR OTHER MEANS                                     | 1 100   | -                    | 300                | 100                  | -                    | 300                  | -                    | -                    | -                    | -                   | 300                | ...                      |
| FLUSH TOILET  |         |                      |                    |                      |                      |                      |                      |                      |                      |                     |                    |                          |
| WITH ALL PLUMBING FACILITIES  | 115 600 | 1 400                | 2 500              | 6 600                | 11 000               | 12 000               | 17 500               | 35 200               | 21 400               | 3 400               | 4 600              | 206                      |
| WITH ONLY 1 FLUSH TOILET  | 90 800  | 1 400                | 2 300              | 6 300                | 11 000               | 11 700               | 16 200               | 28 700               | 9 900                | 300                 | 3 000              | 192                      |
| NO BREAKDOWNS IN FLUSH TOILET   | 88 700  | 1 400                | 2 300              | 6 000                | 10 700               | 11 700               | 15 600               | 27 700               | 9 900                | 300                 | 3 000              | 192                      |
| WITH BREAKDOWNS IN FLUSH TOILET   | 2 200   | -                    | -                  | 300                  | 300                  | -                    | 600                  | 900                  | -                    | -                   | -                  | ...                      |
| UNUSABLE 6 CONSECUTIVE HOURS OR LONGER:   |         |                      |                    |                      |                      |                      |                      |                      |                      |                     |                    |                          |
| 1 TIME  | 1 100   | -                    | -                  | 200                  | 200                  | -                    | 200                  | 600                  | -                    | -                   | -                  | ...                      |
| 2 TIMES   | 500     | -                    | -                  | -                    | -                    | -                    | 300                  | 200                  | -                    | -                   | -                  | ...                      |
| 3 TIMES   | 300     | -                    | -                  | -                    | -                    | -                    | 200                  | 200                  | -                    | -                   | -                  | ...                      |
| 4 TIMES OR MORE   | 300     | -                    | -                  | 200                  | 200                  | -                    | -                    | -                    | -                    | -                   | -                  | ...                      |
| NOT REPORTED  | -       | -                    | -                  | -                    | -                    | -                    | -                    | -                    | -                    | -                   | -                  | ...                      |
| NOT REPORTED  | -       | -                    | -                  | -                    | -                    | -                    | -                    | -                    | -                    | -                   | -                  | ...                      |
| REASON FOR BREAKDOWN:   |         |                      |                    |                      |                      |                      |                      |                      |                      |                     |                    |                          |
| PROBLEMS INSIDE BUILDING  | 1 900   | -                    | -                  | 300                  | 300                  | -                    | 600                  | 600                  | -                    | -                   | -                  | ...                      |
| PROBLEMS OUTSIDE BUILDING   | 300     | -                    | -                  | -                    | -                    | -                    | -                    | 300                  | -                    | -                   | -                  | ...                      |
| NOT REPORTED  | -       | -                    | -                  | -                    | -                    | -                    | -                    | -                    | -                    | -                   | -                  | ...                      |
| LACKING SOME OR ALL PLUMBING FACILITIES   | 1 400   | -                    | 500                | 100                  | 100                  | 300                  | -                    | -                    | -                    | -                   | 300                | ...                      |
| ELECTRIC FUSE BLOWOUTS  |         |                      |                    |                      |                      |                      |                      |                      |                      |                     |                    |                          |
| NO FUSE OR SWITCH BLOWOUTS  | 103 900 | 1 400                | 2 800              | 5 700                | 9 400                | 10 900               | 15 300               | 32 000               | 19 300               | 3 400               | 3 800              | 207                      |
| WITH FUSE OR SWITCH BLOWOUTS  | 12 400  | -                    | -                  | 1 000                | 1 700                | 1 400                | 2 000                | 3 100                | 2 200                | -                   | 1 100              | 194                      |
| 1 TIME  | 8 400   | -                    | -                  | 600                  | 1 500                | 1 300                | 1 100                | 2 000                | 1 400                | -                   | 500                | 187                      |
| 2 TIMES   | 2 700   | -                    | -                  | 200                  | 200                  | 200                  | 600                  | 500                  | 600                  | -                   | 500                | ...                      |
| 3 TIMES OR MORE   | 1 400   | -                    | -                  | 200                  | -                    | -                    | 300                  | 600                  | 100                  | -                   | 200                | ...                      |
| NOT REPORTED  | -       | -                    | -                  | -                    | -                    | -                    | -                    | -                    | -                    | -                   | -                  | ...                      |
| DON'T KNOW  | 600     | -                    | 100                | 200                  | -                    | -                    | 100                  | 200                  | -                    | -                   | -                  | ...                      |
| NOT REPORTED  | -       | -                    | -                  | -                    | -                    | -                    | -                    | -                    | -                    | -                   | -                  | ...                      |
| UNITS OCCUPIED LAST WINTER  | 105 100 | 1 400                | 2 600              | 6 500                | 10 700               | 10 600               | 15 800               | 31 100               | 19 200               | 2 800               | 4 400              | 204                      |
| HEATING EQUIPMENT   |         |                      |                    |                      |                      |                      |                      |                      |                      |                     |                    |                          |
| WITH HEATING EQUIPMENT  | 105 100 | 1 400                | 2 600              | 6 500                | 10 700               | 10 600               | 15 800               | 31 100               | 19 200               | 2 800               | 4 400              | 204                      |
| NO BREAKDOWNS   | 93 400  | 1 400                | 2 600              | 5 600                | 9 600                | 8 900                | 14 300               | 27 900               | 16 900               | 2 300               | 3 800              | 204                      |
| WITH BREAKDOWNS   | 9 000   | -                    | -                  | 900                  | 1 100                | 1 500                | 1 100                | 1 700                | 1 600                | 400                 | 600                | 189                      |
| 1 TIME  | 4 300   | -                    | -                  | 300                  | 300                  | 800                  | 500                  | 1 100                | 1 100                | -                   | 300                | 207                      |
| 2 TIMES   | 2 300   | -                    | -                  | 300                  | 300                  | 500                  | 500                  | 300                  | 100                  | -                   | 300                | ...                      |
| 3 TIMES   | 600     | -                    | -                  | 300                  | -                    | 200                  | -                    | 200                  | -                    | -                   | -                  | ...                      |
| 4 TIMES OR MORE   | 1 500   | -                    | -                  | -                    | 500                  | 100                  | 200                  | -                    | 300                  | 400                 | -                  | ...                      |
| NOT REPORTED  | 200     | -                    | -                  | -                    | -                    | -                    | -                    | 200                  | -                    | -                   | -                  | ...                      |
| NOT REPORTED  | 2 800   | -                    | -                  | -                    | -                    | 200                  | 300                  | 1 600                | 700                  | -                   | -                  | ...                      |
| NO HEATING EQUIPMENT  | -       | -                    | -                  | -                    | -                    | -                    | -                    | -                    | -                    | -                   | -                  | ...                      |
| INSUFFICIENT HEAT   |         |                      |                    |                      |                      |                      |                      |                      |                      |                     |                    |                          |
| ADDITIONAL HEAT SOURCE:   |         |                      |                    |                      |                      |                      |                      |                      |                      |                     |                    |                          |
| WITH SPECIFIED HEATING EQUIPMENT <sup>2</sup>                                   | 104 300 | 1 400                | 2 600              | 6 500                | 10 200               | 10 600               | 15 600               | 31 100               | 19 200               | 2 800               | 4 100              | 205                      |
| NO ADDITIONAL HEAT SOURCE USED  | 92 200  | 1 400                | 2 200              | 5 100                | 9 100                | 9 100                | 14 100               | 28 000               | 17 100               | 2 800               | 3 300              | 206                      |
| USED KITCHEN STOVE, FIREPLACE,<br>OR PORTABLE HEATER                            | 9 100   | -                    | 500                | 1 400                | 1 100                | 1 400                | 1 200                | 1 500                | 1 200                | -                   | 800                | 171                      |
| NOT REPORTED  | 2 900   | -                    | -                  | -                    | -                    | 200                  | 300                  | 1 600                | 900                  | -                   | -                  | ...                      |
| LACKING SPECIFIED HEATING EQUIPMENT OR NONE                                     | 900     | -                    | -                  | -                    | 500                  | -                    | 100                  | -                    | -                    | -                   | 300                | ...                      |
| ROOMS LACKING SPECIFIED HEAT SOURCE:  |         |                      |                    |                      |                      |                      |                      |                      |                      |                     |                    |                          |
| WITH SPECIFIED HEATING EQUIPMENT <sup>2</sup>                                   | 104 300 | 1 400                | 2 600              | 6 500                | 10 200               | 10 600               | 15 600               | 31 100               | 19 200               | 2 800               | 4 100              | 205                      |
| NO ROOMS LACKING AIR DUCTS, REGISTERS,<br>RADIATORS, OR HEATERS                 | 95 200  | 1 400                | 2 000              | 5 700                | 8 400                | 8 800                | 14 400               | 29 900               | 18 200               | 2 800               | 3 700              | 208                      |
| ROOMS LACKING AIR DUCTS, REGISTERS, RADIATORS,<br>OR HEATERS                    | 8 700   | -                    | 600                | 800                  | 1 800                | 1 900                | 1 200                | 1 100                | 900                  | -                   | 500                | 162                      |
| 1 ROOM  | 2 600   | -                    | -                  | 200                  | 900                  | 600                  | 300                  | 600                  | -                    | -                   | -                  | ...                      |
| 2 ROOMS   | 3 200   | -                    | 200                | 600                  | 900                  | 600                  | 500                  | 200                  | -                    | -                   | 300                | ...                      |
| 3 ROOMS OR MORE   | 2 900   | -                    | 500                | -                    | -                    | 600                  | 500                  | 300                  | 900                  | -                   | 100                | ...                      |
| NOT REPORTED  | 300     | -                    | -                  | -                    | -                    | -                    | -                    | 200                  | 200                  | -                   | -                  | ...                      |
| LACKING SPECIFIED HEATING EQUIPMENT OR NONE                                     | 900     | -                    | -                  | -                    | 500                  | -                    | 100                  | -                    | -                    | -                   | 300                | ...                      |

<sup>1</sup>EXCLUDES 1-FAMILY HOMES ON 10 ACRES OR MORE.

<sup>2</sup>EXCLUDES ROOM HEATERS WITHOUT FLUE OR VENT, FIREPLACES, STOVES, AND PORTABLE HEATERS.



TABLE C-11. GROSS RENT OF RENTER OCCUPIED HOUSING UNITS BY FAILURES IN PLUMBING FACILITIES AND EQUIPMENT: 1976--CONTINUED  
(DATA BASED ON SAMPLE, SEE TEXT, FOR MINIMUM BASE FOR DERIVED FIGURES (PERCENT, MEDIAN, ETC.) AND MEANING OF SYMBOLS, SEE TEXT)

| STANDARD METROPOLITAN STATISTICAL AREA<br>BALTIMORE, MD.<br>NOT IN CENTRAL CITY | TOTAL   | LESS<br>THAN<br>\$70 | \$70<br>TO<br>\$99 | \$100<br>TO<br>\$124 | \$125<br>TO<br>\$149 | \$150<br>TO<br>\$174 | \$175<br>TO<br>\$199 | \$200<br>TO<br>\$249 | \$250<br>TO<br>\$349 | \$350<br>OR<br>MORE | NO<br>CASH<br>RENT | MEDIAN<br>(DOL-<br>LARS) |
|---|---------|----------------------|--------------------|----------------------|----------------------|----------------------|----------------------|----------------------|----------------------|---------------------|--------------------|--------------------------|
| SPECIFIED RENTER OCCUPIED <sup>1</sup> --CONTINUED                              |         |                      |                    |                      |                      |                      |                      |                      |                      |                     |                    |                          |
| UNITS OCCUPIED LAST WINTER--CONTINUED   |         |                      |                    |                      |                      |                      |                      |                      |                      |                     |                    |                          |
| INSUFFICIENT HEAT--CONTINUED  |         |                      |                    |                      |                      |                      |                      |                      |                      |                     |                    |                          |
| CLOSURE OF ROOMS:   |         |                      |                    |                      |                      |                      |                      |                      |                      |                     |                    |                          |
| WITH HEATING EQUIPMENT  | 105 100 | 1 400                | 2 600              | 6 500                | 10 700               | 10 600               | 15 800               | 31 100               | 19 200               | 2 800               | 4 400              | 204                      |
| NO ROOMS CLOSED   | 98 500  | 1 400                | 2 300              | 6 500                | 10 500               | 10 300               | 14 800               | 28 600               | 17 400               | 2 600               | 4 000              | 202                      |
| CLOSED CERTAIN ROOMS  | 3 800   | -                    | 300                | -                    | -                    | 100                  | 200                  | 600                  | 900                  | 1 100               | 500                | ...                      |
| LIVING ROOM ONLY  | -       | -                    | -                  | -                    | -                    | -                    | -                    | -                    | -                    | -                   | -                  | ...                      |
| DINING ROOM ONLY  | 100     | -                    | -                  | -                    | 100                  | -                    | -                    | -                    | -                    | -                   | -                  | ...                      |
| 1 OR MORE BEDROOMS ONLY   | 3 100   | -                    | 100                | -                    | -                    | -                    | 200                  | 600                  | 1 100                | 200                 | 300                | ...                      |
| OTHER ROOMS OR COMBINATION  | 600     | -                    | 200                | -                    | -                    | -                    | -                    | 300                  | -                    | -                   | 200                | ...                      |
| NOT REPORTED  | -       | -                    | -                  | -                    | -                    | -                    | -                    | -                    | -                    | -                   | -                  | ...                      |
| NOT REPORTED  | 2 800   | -                    | -                  | -                    | -                    | 200                  | 300                  | 1 600                | 700                  | -                   | -                  | ...                      |
| NO HEATING EQUIPMENT  | -       | -                    | -                  | -                    | -                    | -                    | -                    | -                    | -                    | -                   | -                  | ...                      |

<sup>1</sup>EXCLUDES 1-FAMILY HOMES ON 10 ACRES OR MORE.

TABLE C-12. GROSS RENT OF RENTER OCCUPIED HOUSING UNITS BY SELECTED NEIGHBORHOOD CHARACTERISTICS: 1976  
(DATA BASED ON SAMPLE, SEE TEXT, FOR MINIMUM BASE FOR DERIVED FIGURES (PERCENT, MEDIAN, ETC.) AND MEANING OF SYMBOLS, SEE TEXT)

| STANDARD METROPOLITAN STATISTICAL AREA<br>BALTIMORE, MD.<br>NOT IN CENTRAL CITY | TOTAL   | LESS<br>THAN<br>\$70 | \$70<br>TO<br>\$99 | \$100<br>TO<br>\$124 | \$125<br>TO<br>\$149 | \$150<br>TO<br>\$174 | \$175<br>TO<br>\$199 | \$200<br>TO<br>\$249 | \$250<br>TO<br>\$349 | \$350<br>OR<br>MORE | NO<br>CASH<br>RENT | MEDIAN<br>(DOL-<br>LARS) |
|---|---------|----------------------|--------------------|----------------------|----------------------|----------------------|----------------------|----------------------|----------------------|---------------------|--------------------|--------------------------|
| SPECIFIED RENTER OCCUPIED <sup>1</sup>  | 129 300 | 1 400                | 3 100              | 7 300                | 11 600               | 13 400               | 18 700               | 39 600               | 24 800               | 4 500               | 5 000              | 208                      |
| NEIGHBORHOOD CONDITIONS AND WISH TO MOVE <sup>2</sup>                           |         |                      |                    |                      |                      |                      |                      |                      |                      |                     |                    |                          |
| NO STREET OR HIGHWAY NOISE  | 86 000  | 1 200                | 1 900              | 4 000                | 7 900                | 8 200                | 12 000               | 26 700               | 18 000               | 2 700               | 3 300              | 211                      |
| WITH STREET OR HIGHWAY NOISE  | 42 500  | 200                  | 1 200              | 3 100                | 3 600                | 5 200                | 6 600                | 12 400               | 6 700                | 1 800               | 1 700              | 202                      |
| BOTHERSOME TO RESPONDENT  | 14 200  | -                    | 500                | 800                  | 800                  | 2 300                | 2 200                | 4 000                | 2 200                | 700                 | 800                | 203                      |
| WOULD LIKE TO MOVE  | 5 100   | -                    | -                  | 300                  | -                    | 1 200                | 1 300                | 1 700                | 600                  | -                   | -                  | 194                      |
| WOULD NOT LIKE TO MOVE  | 9 100   | -                    | 500                | 500                  | 800                  | 1 100                | 900                  | 2 300                | 1 600                | 700                 | 800                | 210                      |
| NOT REPORTED  | -       | -                    | -                  | -                    | -                    | -                    | -                    | -                    | -                    | -                   | -                  | ...                      |
| NOT BOTHERSOME TO RESPONDENT  | 28 400  | 200                  | 800                | 2 400                | 2 900                | 2 900                | 4 500                | 8 400                | 4 500                | 1 100               | 900                | 201                      |
| NOT REPORTED  | 800     | -                    | -                  | 200                  | -                    | -                    | -                    | 500                  | 200                  | -                   | -                  | ...                      |
| NO AIRPLANE TRAFFIC NOISE   | 100 100 | 1 200                | 2 600              | 5 100                | 8 200                | 10 600               | 14 500               | 29 200               | 20 800               | 3 500               | 4 200              | 209                      |
| WITH AIRPLANE TRAFFIC NOISE   | 28 300  | 200                  | 500                | 2 000                | 3 400                | 2 800                | 4 200                | 7 700                | 3 900                | 900                 | 800                | 204                      |
| BOTHERSOME TO RESPONDENT  | 6 800   | -                    | -                  | 200                  | 800                  | 500                  | 1 600                | 2 800                | 900                  | 100                 | -                  | 208                      |
| WOULD LIKE TO MOVE  | 2 900   | -                    | -                  | 200                  | 200                  | 300                  | 900                  | 900                  | 400                  | -                   | -                  | ...                      |
| WOULD NOT LIKE TO MOVE  | 3 900   | -                    | -                  | 600                  | 200                  | 200                  | 600                  | 1 800                | 500                  | 100                 | -                  | 214                      |
| NOT REPORTED  | -       | -                    | -                  | -                    | -                    | -                    | -                    | -                    | -                    | -                   | -                  | ...                      |
| NOT BOTHERSOME TO RESPONDENT  | 21 400  | 200                  | 500                | 1 900                | 2 600                | 2 300                | 2 700                | 7 000                | 2 800                | 800                 | 800                | 202                      |
| NOT REPORTED  | 200     | -                    | -                  | -                    | -                    | -                    | -                    | 200                  | -                    | -                   | -                  | ...                      |
| NOT REPORTED  | 900     | -                    | -                  | 200                  | -                    | -                    | -                    | 600                  | 200                  | -                   | -                  | ...                      |
| NO HEAVY TRAFFIC  | 98 500  | 1 100                | 1 700              | 4 800                | 8 400                | 9 900                | 14 800               | 31 400               | 19 700               | 2 800               | 3 900              | 210                      |
| WITH HEAVY TRAFFIC  | 30 000  | 300                  | 1 400              | 2 300                | 3 200                | 3 500                | 3 900                | 7 700                | 4 900                | 1 600               | 1 100              | 198                      |
| BOTHERSOME TO RESPONDENT  | 10 000  | -                    | 600                | 300                  | 600                  | 900                  | 800                  | 3 100                | 2 000                | 1 200               | 500                | 224                      |
| WOULD LIKE TO MOVE  | 2 900   | -                    | 100                | 200                  | 200                  | 300                  | 500                  | 1 200                | 500                  | -                   | -                  | ...                      |
| WOULD NOT LIKE TO MOVE  | 6 900   | -                    | 500                | 200                  | 500                  | 600                  | 300                  | 1 900                | 1 400                | 1 200               | 500                | 232                      |
| NOT REPORTED  | 200     | -                    | -                  | -                    | -                    | -                    | -                    | -                    | 200                  | -                   | -                  | ...                      |
| NOT BOTHERSOME TO RESPONDENT  | 20 000  | 300                  | 800                | 2 000                | 2 600                | 2 600                | 3 100                | 4 600                | 2 900                | 500                 | 600                | 186                      |
| NOT REPORTED  | 800     | -                    | -                  | 200                  | -                    | -                    | -                    | 500                  | 200                  | -                   | -                  | ...                      |
| NOT REPORTED  | 800     | -                    | -                  | 200                  | -                    | -                    | -                    | 500                  | 200                  | -                   | -                  | ...                      |
| NO STREETS IN NEED OF REPAIR  | 110 900 | 1 400                | 2 600              | 6 300                | 10 000               | 11 300               | 16 100               | 32 900               | 21 900               | 4 100               | 4 300              | 208                      |
| WITH STREETS IN NEED OF REPAIR  | 17 000  | -                    | 500                | 800                  | 1 500                | 2 100                | 2 300                | 5 900                | 2 800                | 300                 | 800                | 207                      |
| BOTHERSOME TO RESPONDENT  | 11 300  | -                    | 200                | 600                  | 800                  | 1 200                | 1 700                | 4 300                | 1 900                | 300                 | 300                | 211                      |
| WOULD LIKE TO MOVE  | 1 700   | -                    | -                  | 200                  | 300                  | -                    | 300                  | 800                  | 200                  | -                   | -                  | ...                      |
| WOULD NOT LIKE TO MOVE  | 9 600   | -                    | 200                | 500                  | 500                  | 1 200                | 1 400                | 3 600                | 1 700                | 300                 | 300                | 213                      |
| NOT REPORTED  | -       | -                    | -                  | -                    | -                    | -                    | -                    | -                    | -                    | -                   | -                  | ...                      |
| NOT BOTHERSOME TO RESPONDENT  | 5 700   | -                    | 300                | 200                  | 800                  | 900                  | 600                  | 1 500                | 900                  | -                   | 400                | 193                      |
| NOT REPORTED  | 1 400   | -                    | -                  | 200                  | -                    | -                    | 300                  | 800                  | 200                  | -                   | -                  | ...                      |
| NOT REPORTED  | 1 400   | -                    | -                  | 200                  | -                    | -                    | 300                  | 800                  | 200                  | -                   | -                  | ...                      |
| NO ROADS IMPASSABLE   | 110 800 | 1 400                | 2 000              | 6 600                | 9 900                | 12 000               | 16 500               | 33 600               | 21 800               | 3 100               | 4 000              | 207                      |
| WITH ROADS IMPASSABLE   | 16 000  | -                    | 1 100              | 500                  | 1 700                | 1 400                | 2 000                | 4 500                | 2 900                | 1 100               | 900                | 210                      |
| BOTHERSOME TO RESPONDENT  | 8 900   | -                    | 400                | 300                  | 1 100                | 900                  | 1 100                | 2 800                | 1 400                | 600                 | 300                | 208                      |
| WOULD LIKE TO MOVE  | 2 000   | -                    | -                  | 200                  | -                    | 500                  | 200                  | 900                  | 300                  | -                   | -                  | ...                      |
| WOULD NOT LIKE TO MOVE  | 6 900   | -                    | 400                | 200                  | 1 100                | 500                  | 900                  | 1 800                | 1 100                | 600                 | 300                | 206                      |
| NOT REPORTED  | -       | -                    | -                  | -                    | -                    | -                    | -                    | -                    | -                    | -                   | -                  | ...                      |
| NOT BOTHERSOME TO RESPONDENT  | 7 100   | -                    | 600                | 100                  | 600                  | 500                  | 900                  | 1 700                | 1 500                | 500                 | 600                | 213                      |
| NOT REPORTED  | 2 500   | -                    | -                  | 200                  | -                    | -                    | 200                  | 1 500                | 200                  | 300                 | 100                | ...                      |
| NOT REPORTED  | 2 500   | -                    | -                  | 200                  | -                    | -                    | 200                  | 1 500                | 200                  | 300                 | 100                | ...                      |
| NO OCCUPIED HOUSING IN RUNDOWN CONDITION  | 118 600 | 1 400                | 3 100              | 6 000                | 10 800               | 12 200               | 17 900               | 36 500               | 22 200               | 4 500               | 4 000              | 208                      |
| WITH OCCUPIED HOUSING IN RUNDOWN CONDITION                                      | 9 500   | -                    | 900                | 800                  | 1 200                | 800                  | 600                  | 2 500                | 2 400                | -                   | 1 100              | 214                      |
| BOTHERSOME TO RESPONDENT  | 4 900   | -                    | 300                | 400                  | 800                  | 500                  | 1 400                | 1 400                | 1 100                | -                   | 500                | 209                      |
| WOULD LIKE TO MOVE  | 1 500   | -                    | -                  | 200                  | -                    | 300                  | 300                  | 300                  | 300                  | -                   | 200                | ...                      |
| WOULD NOT LIKE TO MOVE  | 3 400   | -                    | -                  | 200                  | 400                  | 500                  | 200                  | 1 100                | 800                  | -                   | 300                | ...                      |
| NOT REPORTED  | -       | -                    | -                  | -                    | -                    | -                    | -                    | -                    | -                    | -                   | -                  | ...                      |
| NOT BOTHERSOME TO RESPONDENT  | 4 600   | -                    | -                  | 600                  | 300                  | 500                  | 200                  | 1 100                | 1 300                | -                   | 600                | 220                      |
| NOT REPORTED  | 1 200   | -                    | -                  | 300                  | -                    | -                    | 200                  | 600                  | 200                  | -                   | -                  | ...                      |
| NOT REPORTED  | 1 200   | -                    | -                  | 300                  | -                    | -                    | 200                  | 600                  | 200                  | -                   | -                  | ...                      |
| NO COMMERCIAL OR NONRESIDENTIAL ACTIVITIES                                      | 101 400 | 900                  | 2 300              | 5 000                | 9 200                | 10 600               | 14 800               | 30 300               | 19 700               | 3 900               | 4 700              | 209                      |
| WITH COMMERCIAL OR NONRESIDENTIAL ACTIVITIES                                    | 27 000  | 500                  | 800                | 2 100                | 2 400                | 2 800                | 3 700                | 8 800                | 4 900                | 600                 | 300                | 206                      |
| BOTHERSOME TO RESPONDENT  | 3 000   | -                    | 200                | 100                  | 100                  | 100                  | 600                  | 800                  | 700                  | 400                 | -                  | ...                      |
| WOULD LIKE TO MOVE  | 1 200   | -                    | -                  | -                    | -                    | 100                  | 300                  | 300                  | 300                  | 400                 | -                  | ...                      |
| WOULD NOT LIKE TO MOVE  | 1 800   | -                    | -                  | 200                  | 100                  | -                    | 300                  | 800                  | 400                  | -                   | -                  | ...                      |
| NOT REPORTED  | -       | -                    | -                  | -                    | -                    | -                    | -                    | -                    | -                    | -                   | -                  | ...                      |
| NOT BOTHERSOME TO RESPONDENT  | 23 800  | 500                  | 800                | 1 800                | 2 300                | 2 600                | 3 100                | 8 100                | 4 200                | 100                 | 300                | 204                      |
| NOT REPORTED  | 200     | -                    | -                  | 200                  | -                    | -                    | -                    | -                    | -                    | -                   | -                  | ...                      |
| NOT REPORTED  | 900     | -                    | -                  | 200                  | -                    | -                    | 100                  | 500                  | 200                  | -                   | -                  | ...                      |

<sup>1</sup>EXCLUDES 1-FAMILY HOMES ON 10 ACRES OR MORE.

<sup>2</sup>WISH TO MOVE RELATES ONLY TO RESPONDENTS' OPINION OF SPECIFIC CONDITIONS.

TABLE C-12. GROSS RENT OF RENTER OCCUPIED HOUSING UNITS BY SELECTED NEIGHBORHOOD CHARACTERISTICS: 1976--CONTINUED

(DATA BASED ON SAMPLE, SEE TEXT. FOR MINIMUM BASE FOR DERIVED FIGURES (PERCENT, MEDIAN, ETC.) AND MEANING OF SYMBOLS, SEE TEXT)

| STANDARD METROPOLITAN STATISTICAL AREA<br>BALTIMORE, MD.<br>NOT IN CENTRAL CITY | TOTAL   | LESS<br>THAN<br>\$70 | \$70<br>TO<br>\$99 | \$100<br>TO<br>\$124 | \$125<br>TO<br>\$149 | \$150<br>TO<br>\$174 | \$175<br>TO<br>\$199 | \$200<br>TO<br>\$249 | \$250<br>TO<br>\$349 | \$350<br>OR<br>MORE | NO<br>CASH<br>RENT | MEDIAN<br>(DOL-<br>LARS) |
|---|---------|----------------------|--------------------|----------------------|----------------------|----------------------|----------------------|----------------------|----------------------|---------------------|--------------------|--------------------------|
| SPECIFIED RENTER OCCUPIED <sup>1</sup> --CON.                                   |         |                      |                    |                      |                      |                      |                      |                      |                      |                     |                    |                          |
| NEIGHBORHOOD CONDITIONS AND WISH TO MOVE <sup>2</sup> --CON.                    |         |                      |                    |                      |                      |                      |                      |                      |                      |                     |                    |                          |
| NO ODORS, SMOKE, OR GAS . . . . .   | 115 700 | 1 400                | 2 900              | 6 200                | 10 000               | 11 700               | 17 300               | 35 900               | 21 400               | 4 300               | 4 600              | 208                      |
| WITH ODORS, SMOKE, OR GAS . . . . .   | 12 800  | -                    | 100                | 900                  | 1 500                | 1 700                | 1 400                | 3 200                | 3 300                | 200                 | 500                | 207                      |
| BOTHERSOME TO RESPONDENT . . . . .  | 6 800   | -                    | 100                | 500                  | 900                  | 500                  | 600                  | 2 300                | 1 700                | 200                 | -                  | 216                      |
| WOULD LIKE TO MOVE . . . . .  | 2 200   | -                    | -                  | -                    | 300                  | 300                  | 300                  | 500                  | 800                  | -                   | -                  | ...                      |
| WOULD NOT LIKE TO MOVE . . . . .  | 4 400   | -                    | 100                | 500                  | 600                  | 200                  | 300                  | 1 700                | 900                  | 200                 | -                  | 216                      |
| NOT REPORTED . . . . .  | 200     | -                    | -                  | -                    | -                    | -                    | -                    | 200                  | -                    | -                   | -                  | ...                      |
| NOT BOTHERSOME TO RESPONDENT . . . . .  | 5 900   | -                    | -                  | 300                  | 600                  | 1 200                | 700                  | 900                  | 1 600                | -                   | 500                | 192                      |
| NOT REPORTED . . . . .  | 200     | -                    | -                  | 200                  | -                    | -                    | -                    | -                    | -                    | -                   | -                  | ...                      |
| NOT REPORTED . . . . .  | 800     | -                    | -                  | 200                  | -                    | -                    | -                    | 500                  | 200                  | -                   | -                  | ...                      |
| ADEQUATE STREET LIGHTS . . . . .  | 103 700 | 1 400                | 2 500              | 5 900                | 8 900                | 8 600                | 16 200               | 32 900               | 20 200               | 2 800               | 4 300              | 209                      |
| INADEQUATE STREET LIGHTS . . . . .  | 24 600  | -                    | 600                | 1 200                | 2 500                | 4 800                | 2 500                | 6 100                | 4 400                | 1 700               | 800                | 202                      |
| BOTHERSOME TO RESPONDENT . . . . .  | 11 500  | -                    | -                  | 300                  | 1 400                | 2 600                | 1 400                | 3 300                | 2 000                | 200                 | 300                | 197                      |
| WOULD LIKE TO MOVE . . . . .  | 1 900   | -                    | -                  | -                    | 300                  | 600                  | 600                  | -                    | 300                  | -                   | -                  | ...                      |
| WOULD NOT LIKE TO MOVE . . . . .  | 9 600   | -                    | -                  | 300                  | 1 100                | 2 000                | 800                  | 3 300                | 1 700                | 200                 | 300                | 207                      |
| NOT REPORTED . . . . .  | -       | -                    | -                  | -                    | -                    | -                    | -                    | -                    | -                    | -                   | -                  | ...                      |
| NOT BOTHERSOME TO RESPONDENT . . . . .  | 13 100  | -                    | 600                | 900                  | 1 100                | 2 100                | 1 100                | 2 800                | 2 400                | 1 500               | 500                | 208                      |
| NOT REPORTED . . . . .  | -       | -                    | -                  | -                    | -                    | -                    | -                    | -                    | -                    | -                   | -                  | ...                      |
| NOT REPORTED . . . . .  | 1 100   | -                    | -                  | 200                  | 200                  | -                    | -                    | 600                  | 200                  | -                   | -                  | ...                      |
| NO NEIGHBORHOOD CRIME . . . . .   | 99 300  | 1 100                | 2 600              | 5 500                | 9 300                | 9 900                | 13 800               | 29 600               | 19 200               | 4 300               | 4 000              | 209                      |
| WITH NEIGHBORHOOD CRIME . . . . .   | 29 000  | 300                  | 500                | 1 600                | 2 300                | 3 500                | 4 900                | 9 300                | 5 400                | 100                 | 1 100              | 205                      |
| BOTHERSOME TO RESPONDENT . . . . .  | 17 600  | 200                  | 500                | 600                  | 1 600                | 2 500                | 2 400                | 4 900                | 4 200                | 100                 | 600                | 208                      |
| WOULD LIKE TO MOVE . . . . .  | 7 400   | -                    | 100                | -                    | 500                  | 1 900                | 900                  | 2 000                | 2 000                | -                   | -                  | 207                      |
| WOULD NOT LIKE TO MOVE . . . . .  | 10 100  | 200                  | 300                | 600                  | 1 100                | 600                  | 1 500                | 2 900                | 2 200                | 100                 | 600                | 208                      |
| NOT REPORTED . . . . .  | -       | -                    | -                  | -                    | -                    | -                    | -                    | -                    | -                    | -                   | -                  | ...                      |
| NOT BOTHERSOME TO RESPONDENT . . . . .  | 11 300  | 200                  | -                  | 900                  | 800                  | 1 100                | 2 300                | 4 400                | 1 200                | -                   | 400                | 202                      |
| NOT REPORTED . . . . .  | 200     | -                    | -                  | -                    | -                    | -                    | 200                  | -                    | -                    | -                   | -                  | ...                      |
| NOT REPORTED . . . . .  | 900     | -                    | -                  | 200                  | -                    | -                    | -                    | 600                  | 200                  | -                   | -                  | ...                      |
| NO TRASH, LITTER, OR JUNK . . . . .   | 108 600 | 1 400                | 2 300              | 6 300                | 10 200               | 10 500               | 16 500               | 33 500               | 19 700               | 3 800               | 4 300              | 207                      |
| WITH TRASH, LITTER, OR JUNK . . . . .   | 20 000  | -                    | 800                | 800                  | 1 400                | 2 900                | 2 200                | 5 600                | 4 900                | 600                 | 800                | 214                      |
| BOTHERSOME TO RESPONDENT . . . . .  | 13 500  | -                    | 100                | 300                  | 800                  | 2 300                | 1 400                | 3 900                | 3 600                | 500                 | 600                | 219                      |
| WOULD LIKE TO MOVE . . . . .  | 4 200   | -                    | -                  | -                    | 200                  | 1 200                | 600                  | 1 100                | 1 100                | -                   | -                  | 204                      |
| WOULD NOT LIKE TO MOVE . . . . .  | 9 200   | -                    | 100                | 300                  | 600                  | 1 100                | 800                  | 2 800                | 2 500                | 500                 | 600                | 225                      |
| NOT REPORTED . . . . .  | -       | -                    | -                  | -                    | -                    | -                    | -                    | -                    | -                    | -                   | -                  | ...                      |
| NOT BOTHERSOME TO RESPONDENT . . . . .  | 6 300   | -                    | 600                | 500                  | 600                  | 500                  | 800                  | 1 700                | 1 400                | 200                 | 100                | 205                      |
| NOT REPORTED . . . . .  | 200     | -                    | -                  | -                    | -                    | 200                  | -                    | -                    | -                    | -                   | -                  | ...                      |
| NOT REPORTED . . . . .  | 800     | -                    | -                  | 200                  | -                    | -                    | -                    | 500                  | 200                  | -                   | -                  | ...                      |
| NO BOARDED UP OR ABANDONED STRUCTURES . . . . .                                 | 122 700 | 1 400                | 2 900              | 6 300                | 11 300               | 12 800               | 17 800               | 37 900               | 23 300               | 4 500               | 4 600              | 208                      |
| WITH BOARDED UP OR ABANDONED STRUCTURES . . . . .                               | 5 700   | -                    | 200                | 800                  | 300                  | 600                  | 900                  | 1 100                | 1 400                | -                   | 500                | 195                      |
| BOTHERSOME TO RESPONDENT . . . . .  | 1 200   | -                    | -                  | 300                  | -                    | -                    | -                    | 300                  | 300                  | 200                 | 200                | ...                      |
| WOULD LIKE TO MOVE . . . . .  | 600     | -                    | -                  | -                    | -                    | -                    | -                    | -                    | 200                  | -                   | -                  | ...                      |
| WOULD NOT LIKE TO MOVE . . . . .  | 600     | -                    | -                  | 300                  | -                    | -                    | -                    | -                    | 100                  | -                   | 200                | ...                      |
| NOT REPORTED . . . . .  | -       | -                    | -                  | -                    | -                    | -                    | -                    | -                    | -                    | -                   | -                  | ...                      |
| NOT BOTHERSOME TO RESPONDENT . . . . .  | 4 500   | -                    | 200                | 400                  | 300                  | 600                  | 600                  | 800                  | 1 200                | -                   | 300                | 196                      |
| NOT REPORTED . . . . .  | -       | -                    | -                  | -                    | -                    | -                    | -                    | -                    | -                    | -                   | -                  | ...                      |
| NOT REPORTED . . . . .  | 900     | -                    | -                  | 200                  | -                    | -                    | -                    | 600                  | 200                  | -                   | -                  | ...                      |
| NEIGHBORHOOD SERVICES   |         |                      |                    |                      |                      |                      |                      |                      |                      |                     |                    |                          |
| ADEQUATE NEIGHBORHOOD SERVICES . . . . .  | 76 300  | 1 100                | 1 500              | 4 300                | 7 900                | 6 000                | 12 200               | 23 200               | 15 200               | 2 300               | 2 700              | 208                      |
| INADEQUATE NEIGHBORHOOD SERVICES <sup>3</sup> . . . . .                         | 52 400  | 300                  | 1 600              | 2 800                | 3 700                | 7 400                | 6 500                | 16 100               | 9 500                | 2 100               | 2 300              | 208                      |
| PUBLIC TRANSPORTATION . . . . .   | 40 900  | 300                  | 1 000              | 2 300                | 2 300                | 5 400                | 5 100                | 13 200               | 7 300                | 2 000               | 2 000              | 211                      |
| SCHOOLS . . . . .   | 3 000   | -                    | -                  | -                    | 300                  | 300                  | 600                  | 800                  | 800                  | -                   | 200                | ...                      |
| SHOPPING . . . . .  | 8 400   | -                    | 500                | 900                  | 800                  | 1 400                | 900                  | 1 900                | 1 200                | 300                 | 500                | 185                      |
| POLICE PROTECTION . . . . .   | 6 200   | -                    | 300                | 200                  | 800                  | 1 700                | 600                  | 1 600                | 600                  | 100                 | 300                | 175                      |
| FIRE PROTECTION . . . . .   | 1 400   | -                    | -                  | -                    | 600                  | 100                  | 100                  | 200                  | 200                  | -                   | 300                | ...                      |
| HOSPITALS OR HEALTH CLINICS . . . . .   | 9 900   | 200                  | 500                | 800                  | 900                  | 900                  | 600                  | 3 300                | 2 300                | 200                 | 300                | 214                      |
| DON'T KNOW . . . . .  | -       | -                    | -                  | -                    | -                    | -                    | -                    | -                    | -                    | -                   | -                  | ...                      |
| NOT REPORTED . . . . .  | 600     | -                    | -                  | 200                  | -                    | -                    | -                    | 300                  | 200                  | -                   | -                  | ...                      |
| NEIGHBORHOOD SERVICES AND WISH TO MOVE <sup>4</sup>                             |         |                      |                    |                      |                      |                      |                      |                      |                      |                     |                    |                          |
| WITH INADEQUATE SERVICE . . . . .   | 52 400  | 300                  | 1 600              | 2 800                | 3 700                | 7 400                | 6 500                | 16 100               | 9 500                | 2 100               | 2 300              | 208                      |
| HOUSEHOLD WOULD LIKE TO MOVE <sup>5</sup> . . . . .                             | 8 600   | -                    | 200                | 300                  | 600                  | 2 300                | 800                  | 2 600                | 1 700                | -                   | -                  | 201                      |
| BECAUSE OF PUBLIC TRANSPORTATION . . . . .                                      | 5 800   | -                    | -                  | 200                  | 300                  | 1 100                | 800                  | 2 200                | 1 200                | -                   | -                  | 212                      |
| BECAUSE OF SCHOOLS . . . . .  | 500     | -                    | -                  | -                    | -                    | 200                  | 200                  | -                    | 200                  | -                   | -                  | ...                      |
| BECAUSE OF SHOPPING . . . . .   | 500     | -                    | -                  | -                    | -                    | 100                  | -                    | 300                  | -                    | -                   | -                  | ...                      |
| BECAUSE OF POLICE PROTECTION . . . . .  | 2 200   | -                    | 200                | -                    | 200                  | 1 100                | 200                  | 500                  | 200                  | -                   | -                  | ...                      |
| BECAUSE OF FIRE PROTECTION . . . . .  | 500     | -                    | -                  | 200                  | -                    | 300                  | -                    | 300                  | 200                  | -                   | -                  | ...                      |
| BECAUSE OF HOSPITALS OR HEALTH CLINICS . . . . .                                | 900     | -                    | -                  | -                    | 200                  | -                    | -                    | 300                  | 300                  | -                   | -                  | ...                      |
| HOUSEHOLD WOULD NOT LIKE TO MOVE . . . . .                                      | 41 800  | 300                  | 1 400              | 2 300                | 2 900                | 4 500                | 5 200                | 13 200               | 7 500                | 2 100               | 2 300              | 211                      |
| NOT REPORTED . . . . .  | 2 000   | -                    | -                  | 100                  | 200                  | 600                  | 500                  | 300                  | 300                  | -                   | -                  | ...                      |
| WITH ADEQUATE SERVICE . . . . .   | 76 300  | 1 100                | 1 500              | 4 300                | 7 900                | 6 000                | 12 200               | 23 200               | 15 200               | 2 300               | 2 700              | 208                      |
| NOT REPORTED . . . . .  | 600     | -                    | -                  | 200                  | -                    | -                    | -                    | 300                  | 200                  | -                   | -                  | ...                      |
| OVERALL OPINION OF NEIGHBORHOOD   |         |                      |                    |                      |                      |                      |                      |                      |                      |                     |                    |                          |
| EXCELLENT . . . . .   | 44 100  | 500                  | 1 400              | 2 500                | 3 600                | 2 400                | 5 200                | 14 900               | 8 100                | 2 500               | 3 000              | 216                      |
| GOOD . . . . .  | 61 500  | 800                  | 1 700              | 3 900                | 5 100                | 7 300                | 9 400                | 19 100               | 11 200               | 1 800               | 1 200              | 205                      |
| FAIR . . . . .  | 20 100  | 200                  | -                  | 300                  | 2 800                | 2 800                | 3 700                | 4 800                | 4 600                | 200                 | 800                | 198                      |
| POOR . . . . .  | 2 800   | -                    | -                  | 500                  | 100                  | 900                  | 200                  | 300                  | 800                  | -                   | -                  | ...                      |
| NOT REPORTED . . . . .  | 900     | -                    | -                  | 200                  | -                    | -                    | 200                  | 500                  | 200                  | -                   | -                  | ...                      |
| HOUSEHOLD WOULD LIKE TO MOVE . . . . .  | 18 500  | -                    | 300                | 800                  | 1 400                | 2 600                | 3 700                | 5 700                | 3 400                | 400                 | 200                | 203                      |
| EXCELLENT . . . . .   | 1 400   | -                    | 100                | -                    | -                    | -                    | 600                  | 600                  | -                    | -                   | -                  | ...                      |
| GOOD . . . . .  | 8 500   | -                    | 100                | 500                  | 600                  | 300                  | 1 900                | 3 300                | 1 300                | 400                 | 200                | 212                      |
| FAIR . . . . .  | 6 200   | -                    | -                  | 800                  | 1 400                | 1 100                | 1 500                | 1 400                | 1 400                | -                   | -                  | 195                      |
| POOR . . . . .  | 2 500   | -                    | -                  | 300                  | -                    | 900                  | 200                  | 300                  | 800                  | -                   | -                  | ...                      |
| NOT REPORTED . . . . .  | -       | -                    | -                  | -                    | -                    | -                    | -                    | -                    | -                    | -                   | -                  | ...                      |
| HOUSEHOLD WOULD NOT LIKE TO MOVE . . . . .                                      | 109 800 | 1 400                | 2 800              | 6 300                | 10 200               | 10 800               | 14 800               | 33 600               | 21 100               | 4 000               | 4 900              | 209                      |
| EXCELLENT . . . . .   | 42 500  | 500                  | 1 300              | 2 500                | 3 600                | 2 400                | 4 600                | 14 300               | 7 900                | 2 500               | 3 000              | 217                      |
| GOOD . . . . .  | 52 800  | 800                  | 1 500              | 3 400                | 4 500                | 6 900                | 7 400                | 15 800               | 9 900                | 1 400               | 1 100              | 204                      |
| FAIR . . . . .  | 13 900  | 200                  | -                  | 300                  | 2 000                | 1 400                | 2 600                | 3 300                | 3 200                | 200                 | 800                | 201                      |
| POOR . . . . .  | 300     | -                    | -                  | 100                  | 100                  | -                    | -                    | -                    | -                    | -                   | -                  | ...                      |
| NOT REPORTED . . . . .  | 300     | -                    | -                  | -                    | -                    | -                    | 200                  | 100                  | -                    | -                   | -                  | ...                      |
| NOT REPORTED . . . . .  | 900     | -                    | -                  | 200                  | -                    | -                    | 200                  | 300                  | 300                  | -                   | -                  | ...                      |

<sup>1</sup>EXCLUDES 1-FAMILY HOMES ON 10 ACRES OR MORE.  
<sup>2</sup>WISH TO MOVE RELATES ONLY TO RESPONDENTS' OPINION OF SPECIFIC CONDITIONS.  
<sup>3</sup>FIGURES WILL NOT ADD TO TOTAL BECAUSE MORE THAN ONE INADEQUATE SERVICE WAS REPORTED FOR THE SAME UNIT.  
<sup>4</sup>WISH TO MOVE RELATES ONLY TO RESPONDENTS' OPINION OF SPECIFIC SERVICES.



TABLE C-13. INCOME OF FAMILIES AND PRIMARY INDIVIDUALS BY OCCUPANCY AND UTILIZATION CHARACTERISTICS AND SERVICES AVAILABLE FOR HOUSING UNITS WITH BLACK HOUSEHOLD HEAD: 1976--CONTINUED

(DATA BASED ON SAMPLE, SEE TEXT. FOR MINIMUM BASE FOR DERIVED FIGURES (PERCENT, MEDIAN, ETC.) AND MEANING OF SYMBOLS, SEE TEXT)

| STANDARD METROPOLITAN STATISTICAL AREA<br>BALTIMORE, MD.<br>NOT IN CENTRAL CITY | TOTAL  | LESS<br>THAN<br>\$3,000 | \$3,000<br>TO<br>\$4,999 | \$5,000<br>TO<br>\$6,999 | \$7,000<br>TO<br>\$9,999 | \$10,000<br>TO<br>\$14,999 | \$15,000<br>TO<br>\$19,999 | \$20,000<br>TO<br>\$24,999 | \$25,000<br>OR<br>MORE | MEDIAN<br>(DOL-<br>LARS) |
|---|--------|-------------------------|--------------------------|--------------------------|--------------------------|----------------------------|----------------------------|----------------------------|------------------------|--------------------------|
| <b>EXTERMINATOR SERVICE</b>   |        |                         |                          |                          |                          |                            |                            |                            |                        |                          |
| OWNER OCCUPIED . . . . .  | 12 700 | 600                     | 1 000                    | 900                      | 1 300                    | 1 400                      | 2 400                      | 2 000                      | 3 100                  | 17400                    |
| OCCUPIED 3 MONTHS OR LONGER . . . . .   | 12 100 | 600                     | 1 000                    | 900                      | 1 000                    | 1 400                      | 2 400                      | 2 000                      | 2 800                  | 17400                    |
| NO SIGNS OF MICE OR RATS . . . . .  | 10 700 | 400                     | 900                      | 600                      | 700                      | 1 100                      | 2 400                      | 1 800                      | 2 800                  | 18500                    |
| WITH SIGNS OF MICE OR RATS . . . . .  | 1 300  | 100                     | 200                      | 300                      | 300                      | -                          | -                          | 200                        | -                      | ...                      |
| REGULAR EXTERMINATION SERVICE . . . . .   | -      | -                       | -                        | -                        | -                        | -                          | -                          | -                          | -                      | -                        |
| IRREGULAR EXTERMINATION SERVICE . . . . .                                       | 200    | -                       | -                        | -                        | -                        | 200                        | -                          | -                          | -                      | ...                      |
| NO EXTERMINATION SERVICE . . . . .  | 1 200  | 100                     | 200                      | 300                      | 300                      | 200                        | -                          | 200                        | -                      | ...                      |
| NOT REPORTED . . . . .  | -      | -                       | -                        | -                        | -                        | -                          | -                          | -                          | -                      | -                        |
| NOT REPORTED . . . . .  | -      | -                       | -                        | -                        | -                        | -                          | -                          | -                          | -                      | -                        |
| OCCUPIED LESS THAN 3 MONTHS . . . . .   | 600    | -                       | -                        | -                        | 300                      | -                          | -                          | -                          | 300                    | ...                      |
| <b>RENTER OCCUPIED</b>  |        |                         |                          |                          |                          |                            |                            |                            |                        |                          |
| OCCUPIED 3 MONTHS OR LONGER . . . . .   | 15 500 | 2 000                   | 800                      | 2 000                    | 2 800                    | 3 100                      | 2 000                      | 1 800                      | 900                    | 10200                    |
| NO SIGNS OF MICE OR RATS . . . . .  | 14 400 | 2 000                   | 800                      | 1 900                    | 2 600                    | 2 500                      | 2 000                      | 1 700                      | 900                    | 9900                     |
| WITH SIGNS OF MICE OR RATS . . . . .  | 13 200 | 1 700                   | 600                      | 1 700                    | 2 500                    | 2 500                      | 2 000                      | 1 200                      | 900                    | 10200                    |
| REGULAR EXTERMINATION SERVICE . . . . .   | 1 200  | 300                     | 200                      | 200                      | 100                      | -                          | -                          | 400                        | -                      | ...                      |
| IRREGULAR EXTERMINATION SERVICE . . . . .                                       | -      | -                       | -                        | -                        | -                        | -                          | -                          | -                          | -                      | -                        |
| NO EXTERMINATION SERVICE . . . . .  | 1 200  | 300                     | 200                      | 200                      | 100                      | -                          | -                          | 400                        | -                      | ...                      |
| NOT REPORTED . . . . .  | -      | -                       | -                        | -                        | -                        | -                          | -                          | -                          | -                      | -                        |
| NOT REPORTED . . . . .  | -      | -                       | -                        | -                        | -                        | -                          | -                          | -                          | -                      | -                        |
| OCCUPIED LESS THAN 3 MONTHS . . . . .   | 1 100  | -                       | -                        | 200                      | 200                      | 600                        | -                          | 200                        | -                      | ...                      |

TABLE C-14. INCOME OF FAMILIES AND PRIMARY INDIVIDUALS BY DEFICIENCIES IN SELECTED STRUCTURAL CHARACTERISTICS FOR HOUSING UNITS WITH BLACK HOUSEHOLD HEAD: 1976

(DATA BASED ON SAMPLE, SEE TEXT. FOR MINIMUM BASE FOR DERIVED FIGURES (PERCENT, MEDIAN, ETC.) AND MEANING OF SYMBOLS, SEE TEXT)

| STANDARD METROPOLITAN STATISTICAL AREA<br>BALTIMORE, MD.<br>NOT IN CENTRAL CITY | TOTAL         | LESS<br>THAN<br>\$3,000 | \$3,000<br>TO<br>\$4,999 | \$5,000<br>TO<br>\$6,999 | \$7,000<br>TO<br>\$9,999 | \$10,000<br>TO<br>\$14,999 | \$15,000<br>TO<br>\$19,999 | \$20,000<br>TO<br>\$24,999 | \$25,000<br>OR<br>MORE | MEDIAN<br>(DOL-<br>LARS) |
|---|---------------|-------------------------|--------------------------|--------------------------|--------------------------|----------------------------|----------------------------|----------------------------|------------------------|--------------------------|
| <b>2 OR MORE UNITS IN STRUCTURE . . . . .</b>                                   | <b>9 600</b>  | <b>1 300</b>            | <b>500</b>               | <b>1 100</b>             | <b>1 600</b>             | <b>1 900</b>               | <b>1 400</b>               | <b>1 200</b>               | <b>600</b>             | <b>11000</b>             |
| <b>COMMON STAIRWAYS</b>   |               |                         |                          |                          |                          |                            |                            |                            |                        |                          |
| OWNER OCCUPIED . . . . .  | -             | -                       | -                        | -                        | -                        | -                          | -                          | -                          | -                      | -                        |
| WITH COMMON STAIRWAYS . . . . .   | -             | -                       | -                        | -                        | -                        | -                          | -                          | -                          | -                      | -                        |
| NO LOOSE STEPS . . . . .  | -             | -                       | -                        | -                        | -                        | -                          | -                          | -                          | -                      | -                        |
| RAILINGS NOT LOOSE . . . . .  | -             | -                       | -                        | -                        | -                        | -                          | -                          | -                          | -                      | -                        |
| RAILINGS LOOSE . . . . .  | -             | -                       | -                        | -                        | -                        | -                          | -                          | -                          | -                      | -                        |
| NO RAILINGS . . . . .   | -             | -                       | -                        | -                        | -                        | -                          | -                          | -                          | -                      | -                        |
| RAILINGS NOT REPORTED . . . . .   | -             | -                       | -                        | -                        | -                        | -                          | -                          | -                          | -                      | -                        |
| LOOSE STEPS . . . . .   | -             | -                       | -                        | -                        | -                        | -                          | -                          | -                          | -                      | -                        |
| RAILINGS NOT LOOSE . . . . .  | -             | -                       | -                        | -                        | -                        | -                          | -                          | -                          | -                      | -                        |
| RAILINGS LOOSE . . . . .  | -             | -                       | -                        | -                        | -                        | -                          | -                          | -                          | -                      | -                        |
| NO RAILINGS . . . . .   | -             | -                       | -                        | -                        | -                        | -                          | -                          | -                          | -                      | -                        |
| RAILINGS NOT REPORTED . . . . .   | -             | -                       | -                        | -                        | -                        | -                          | -                          | -                          | -                      | -                        |
| STEPS NOT REPORTED . . . . .  | -             | -                       | -                        | -                        | -                        | -                          | -                          | -                          | -                      | -                        |
| NO COMMON STAIRWAYS . . . . .   | -             | -                       | -                        | -                        | -                        | -                          | -                          | -                          | -                      | -                        |
| RENTER OCCUPIED . . . . .   | 9 600         | 1 300                   | 500                      | 1 100                    | 1 600                    | 1 900                      | 1 400                      | 1 200                      | 600                    | 11000                    |
| WITH COMMON STAIRWAYS . . . . .   | 8 200         | 800                     | 500                      | 800                      | 1 400                    | 1 700                      | 1 100                      | 1 200                      | 600                    | 11800                    |
| NO LOOSE STEPS . . . . .  | 7 100         | 600                     | 500                      | 800                      | 1 100                    | 1 400                      | 1 100                      | 1 100                      | 500                    | 11900                    |
| RAILINGS NOT LOOSE . . . . .  | 6 600         | 500                     | 500                      | 600                      | 1 100                    | 1 200                      | 1 100                      | 1 100                      | 500                    | 12500                    |
| RAILINGS LOOSE . . . . .  | 300           | -                       | -                        | 200                      | -                        | 200                        | -                          | -                          | -                      | ...                      |
| NO RAILINGS . . . . .   | 200           | 200                     | -                        | -                        | -                        | -                          | -                          | -                          | -                      | ...                      |
| RAILINGS NOT REPORTED . . . . .   | -             | -                       | -                        | -                        | -                        | -                          | -                          | -                          | -                      | ...                      |
| LOOSE STEPS . . . . .   | 300           | -                       | -                        | -                        | 200                      | -                          | -                          | -                          | 200                    | ...                      |
| RAILINGS NOT LOOSE . . . . .  | 200           | -                       | -                        | -                        | 200                      | -                          | -                          | -                          | -                      | ...                      |
| RAILINGS LOOSE . . . . .  | 200           | -                       | -                        | -                        | -                        | -                          | -                          | -                          | 200                    | ...                      |
| NO RAILINGS . . . . .   | -             | -                       | -                        | -                        | -                        | -                          | -                          | -                          | -                      | ...                      |
| RAILINGS NOT REPORTED . . . . .   | -             | -                       | -                        | -                        | -                        | -                          | -                          | -                          | -                      | ...                      |
| STEPS NOT REPORTED . . . . .  | 800           | 200                     | -                        | -                        | 200                      | 300                        | -                          | 200                        | -                      | ...                      |
| NO COMMON STAIRWAYS . . . . .   | 1 400         | 500                     | -                        | 300                      | 100                      | 200                        | 300                        | -                          | -                      | ...                      |
| <b>LIGHT FIXTURES IN PUBLIC HALLS</b>   |               |                         |                          |                          |                          |                            |                            |                            |                        |                          |
| OWNER OCCUPIED . . . . .  | -             | -                       | -                        | -                        | -                        | -                          | -                          | -                          | -                      | -                        |
| WITH PUBLIC HALLS . . . . .   | -             | -                       | -                        | -                        | -                        | -                          | -                          | -                          | -                      | -                        |
| WITH LIGHT FIXTURES . . . . .   | -             | -                       | -                        | -                        | -                        | -                          | -                          | -                          | -                      | -                        |
| ALL WORKING . . . . .   | -             | -                       | -                        | -                        | -                        | -                          | -                          | -                          | -                      | -                        |
| SOME WORKING . . . . .  | -             | -                       | -                        | -                        | -                        | -                          | -                          | -                          | -                      | -                        |
| NONE WORKING . . . . .  | -             | -                       | -                        | -                        | -                        | -                          | -                          | -                          | -                      | -                        |
| NOT REPORTED . . . . .  | -             | -                       | -                        | -                        | -                        | -                          | -                          | -                          | -                      | -                        |
| NO LIGHT FIXTURES . . . . .   | -             | -                       | -                        | -                        | -                        | -                          | -                          | -                          | -                      | -                        |
| NO PUBLIC HALLS . . . . .   | -             | -                       | -                        | -                        | -                        | -                          | -                          | -                          | -                      | -                        |
| NOT REPORTED . . . . .  | -             | -                       | -                        | -                        | -                        | -                          | -                          | -                          | -                      | -                        |
| RENTER OCCUPIED . . . . .   | 9 600         | 1 300                   | 500                      | 1 100                    | 1 600                    | 1 900                      | 1 400                      | 1 200                      | 600                    | 11000                    |
| WITH PUBLIC HALLS . . . . .   | 7 000         | 600                     | 500                      | 800                      | 1 300                    | 1 200                      | 1 000                      | 1 100                      | 600                    | 11600                    |
| WITH LIGHT FIXTURES . . . . .   | 7 000         | 600                     | 500                      | 800                      | 1 300                    | 1 200                      | 1 000                      | 1 100                      | 600                    | 11600                    |
| ALL WORKING . . . . .   | 6 300         | 300                     | 300                      | 800                      | 1 000                    | 1 200                      | 1 000                      | 1 100                      | 600                    | 13100                    |
| SOME WORKING . . . . .  | 600           | 100                     | 200                      | -                        | 300                      | -                          | -                          | -                          | -                      | ...                      |
| NONE WORKING . . . . .  | 200           | 200                     | -                        | -                        | -                        | -                          | -                          | -                          | -                      | ...                      |
| NOT REPORTED . . . . .  | -             | -                       | -                        | -                        | -                        | -                          | -                          | -                          | -                      | ...                      |
| NO LIGHT FIXTURES . . . . .   | -             | -                       | -                        | -                        | -                        | -                          | -                          | -                          | -                      | ...                      |
| NO PUBLIC HALLS . . . . .   | 1 700         | 500                     | -                        | 300                      | 100                      | 300                        | 500                        | -                          | -                      | ...                      |
| NOT REPORTED . . . . .  | 800           | 200                     | -                        | -                        | 200                      | 300                        | -                          | 200                        | -                      | ...                      |
| <b>STORIES BETWEEN MAIN AND APARTMENT ENTRANCES</b>                             |               |                         |                          |                          |                          |                            |                            |                            |                        |                          |
| NONE (ON SAME FLOOR) . . . . .  | 1 100         | 500                     | -                        | 300                      | -                        | -                          | 200                        | 200                        | -                      | ...                      |
| 1 (UP OR DOWN) . . . . .  | 6 400         | 600                     | 100                      | 800                      | 800                      | 1 700                      | 1 100                      | 900                        | 300                    | 12500                    |
| 2 OR MORE (UP OR DOWN) . . . . .  | 1 700         | 200                     | 200                      | -                        | 600                      | 200                        | 200                        | 200                        | 300                    | ...                      |
| NOT REPORTED . . . . .  | 300           | -                       | 200                      | -                        | 200                      | -                          | -                          | -                          | -                      | ...                      |
| <b>1-UNIT STRUCTURES INCLUDING MOBILE HOMES<br/>OR TRAILERS . . . . .</b>       | <b>18 600</b> | <b>1 300</b>            | <b>1 300</b>             | <b>1 800</b>             | <b>2 600</b>             | <b>2 600</b>               | <b>3 000</b>               | <b>2 600</b>               | <b>3 400</b>           | <b>14400</b>             |

TABLE C-14. INCOME OF FAMILIES AND PRIMARY INDIVIDUALS BY DEFICIENCIES IN SELECTED STRUCTURAL CHARACTERISTICS FOR HOUSING UNITS WITH BLACK HOUSEHOLD HEAD: 1976--CONTINUED

(DATA BASED ON SAMPLE, SEE TEXT, FOR MINIMUM BASE FOR DERIVED FIGURES (PERCENT, MEDIAN, ETC.) AND MEANING OF SYMBOLS, SEE TEXT)

| STANDARD METROPOLITAN STATISTICAL AREA<br>BALTIMORE, MD.<br>NOT IN CENTRAL CITY | TOTAL  | LESS<br>THAN<br>\$3,000 | \$3,000<br>TO<br>\$4,999 | \$5,000<br>TO<br>\$6,999 | \$7,000<br>TO<br>\$9,999 | \$10,000<br>TO<br>\$14,999 | \$15,000<br>TO<br>\$19,999 | \$20,000<br>TO<br>\$24,999 | \$25,000<br>OR<br>MORE | MEDIAN<br>(DCL-<br>LARS) |
|---|--------|-------------------------|--------------------------|--------------------------|--------------------------|----------------------------|----------------------------|----------------------------|------------------------|--------------------------|
| ALL OCCUPIED HOUSING UNITS. . . . .   | 28 200 | 2 600                   | 1 800                    | 2 900                    | 4 100                    | 4 500                      | 4 500                      | 3 800                      | 4 000                  | 13000                    |
| ELECTRIC WIRING   |        |                         |                          |                          |                          |                            |                            |                            |                        |                          |
| OWNER OCCUPIED. . . . .   | 12 700 | 600                     | 1 000                    | 900                      | 1 300                    | 1 400                      | 2 400                      | 2 000                      | 3 100                  | 17400                    |
| ALL WIRING CONCEALED IN WALLS OR METAL COVERING . . . . .                       | 12 500 | 600                     | 900                      | 900                      | 1 300                    | 1 400                      | 2 400                      | 2 000                      | 3 100                  | 17500                    |
| SOME OR ALL WIRING EXPOSED. . . . .   | 100    | -                       | 100                      | -                        | -                        | -                          | -                          | -                          | -                      | ...                      |
| NOT REPORTED. . . . .   | -      | -                       | -                        | -                        | -                        | -                          | -                          | -                          | -                      | ...                      |
| RENTER OCCUPIED. . . . .  | 15 500 | 2 000                   | 800                      | 2 000                    | 2 800                    | 3 100                      | 2 000                      | 1 800                      | 900                    | 10200                    |
| ALL WIRING CONCEALED IN WALLS OR METAL COVERING . . . . .                       | 15 400 | 1 900                   | 800                      | 2 000                    | 2 800                    | 3 100                      | 2 000                      | 1 800                      | 900                    | 10400                    |
| SOME OR ALL WIRING EXPOSED. . . . .   | 200    | 200                     | -                        | -                        | -                        | -                          | -                          | -                          | -                      | ...                      |
| NOT REPORTED. . . . .   | -      | -                       | -                        | -                        | -                        | -                          | -                          | -                          | -                      | ...                      |
| ELECTRIC WALL OUTLETS   |        |                         |                          |                          |                          |                            |                            |                            |                        |                          |
| OWNER OCCUPIED. . . . .   | 12 700 | 600                     | 1 000                    | 900                      | 1 300                    | 1 400                      | 2 400                      | 2 000                      | 3 100                  | 17400                    |
| WITH WORKING OUTLETS IN EACH ROOM . . . . .                                     | 12 000 | 300                     | 900                      | 700                      | 1 300                    | 1 400                      | 2 300                      | 2 000                      | 3 100                  | 18000                    |
| LACKING WORKING OUTLETS IN SOME OR ALL ROOMS. . . . .                           | 700    | 300                     | 200                      | 100                      | -                        | -                          | 100                        | -                          | -                      | ...                      |
| NOT REPORTED. . . . .   | -      | -                       | -                        | -                        | -                        | -                          | -                          | -                          | -                      | ...                      |
| RENTER OCCUPIED. . . . .  | 15 500 | 2 000                   | 800                      | 2 000                    | 2 800                    | 3 100                      | 2 000                      | 1 800                      | 900                    | 10200                    |
| WITH WORKING OUTLETS IN EACH ROOM . . . . .                                     | 14 700 | 1 700                   | 500                      | 1 900                    | 2 800                    | 3 100                      | 2 000                      | 1 800                      | 900                    | 10900                    |
| LACKING WORKING OUTLETS IN SOME OR ALL ROOMS. . . . .                           | 800    | 300                     | 300                      | 200                      | -                        | -                          | -                          | -                          | -                      | ...                      |
| NOT REPORTED. . . . .   | -      | -                       | -                        | -                        | -                        | -                          | -                          | -                          | -                      | ...                      |
| BASEMENT  |        |                         |                          |                          |                          |                            |                            |                            |                        |                          |
| OWNER OCCUPIED. . . . .   | 12 700 | 600                     | 1 000                    | 900                      | 1 300                    | 1 400                      | 2 400                      | 2 000                      | 3 100                  | 17400                    |
| WITH BASEMENT . . . . .   | 8 300  | 300                     | 400                      | 700                      | 500                      | 700                        | 1 800                      | 1 500                      | 2 300                  | 19100                    |
| NO WATER LEAKAGE. . . . .   | 6 800  | 100                     | 400                      | 400                      | 500                      | 700                        | 1 200                      | 1 500                      | 1 900                  | 19900                    |
| WITH WATER LEAKAGE. . . . .   | 1 500  | 100                     | -                        | 300                      | -                        | -                          | 600                        | -                          | 500                    | ...                      |
| DON'T KNOW. . . . .   | -      | -                       | -                        | -                        | -                        | -                          | -                          | -                          | -                      | ...                      |
| NOT REPORTED. . . . .   | -      | -                       | -                        | -                        | -                        | -                          | -                          | -                          | -                      | ...                      |
| NO BASEMENT . . . . .   | 4 400  | 300                     | 600                      | 200                      | 900                      | 600                        | 600                        | 500                        | 800                    | 12100                    |
| RENTER OCCUPIED. . . . .  | 15 500 | 2 000                   | 800                      | 2 000                    | 2 800                    | 3 100                      | 2 000                      | 1 800                      | 900                    | 10200                    |
| WITH BASEMENT . . . . .   | 5 600  | 500                     | 300                      | 500                      | 600                      | 1 200                      | 1 000                      | 1 100                      | 500                    | 13900                    |
| NO WATER LEAKAGE. . . . .   | 4 300  | 100                     | 300                      | 200                      | 500                      | 1 100                      | 800                        | 900                        | 500                    | 15100                    |
| WITH WATER LEAKAGE. . . . .   | 300    | 200                     | -                        | 100                      | -                        | -                          | -                          | -                          | -                      | ...                      |
| DON'T KNOW. . . . .   | 900    | 200                     | -                        | 200                      | 200                      | 200                        | 200                        | 200                        | -                      | ...                      |
| NOT REPORTED. . . . .   | -      | -                       | -                        | -                        | -                        | -                          | -                          | -                          | -                      | ...                      |
| NO BASEMENT . . . . .   | 10 000 | 1 600                   | 500                      | 1 600                    | 2 200                    | 1 900                      | 1 100                      | 800                        | 400                    | 8900                     |
| ROOF  |        |                         |                          |                          |                          |                            |                            |                            |                        |                          |
| OWNER OCCUPIED. . . . .   | 12 700 | 600                     | 1 000                    | 900                      | 1 300                    | 1 400                      | 2 400                      | 2 000                      | 3 100                  | 17400                    |
| NO WATER LEAKAGE. . . . .   | 11 400 | 400                     | 700                      | 600                      | 1 200                    | 1 200                      | 2 100                      | 2 000                      | 3 100                  | 18600                    |
| WITH WATER LEAKAGE. . . . .   | 1 100  | 100                     | 300                      | 300                      | 100                      | 100                        | 100                        | -                          | -                      | ...                      |
| DON'T KNOW. . . . .   | -      | -                       | -                        | -                        | -                        | -                          | -                          | -                          | -                      | ...                      |
| NOT REPORTED. . . . .   | 200    | -                       | -                        | -                        | -                        | -                          | 200                        | -                          | -                      | ...                      |
| RENTER OCCUPIED. . . . .  | 15 500 | 2 000                   | 800                      | 2 000                    | 2 800                    | 3 100                      | 2 000                      | 1 800                      | 900                    | 10200                    |
| NO WATER LEAKAGE. . . . .   | 13 200 | 1 500                   | 800                      | 1 200                    | 2 500                    | 2 800                      | 1 900                      | 1 700                      | 800                    | 11000                    |
| WITH WATER LEAKAGE. . . . .   | 900    | 300                     | -                        | 500                      | 100                      | -                          | -                          | -                          | -                      | ...                      |
| DON'T KNOW. . . . .   | 1 400  | 200                     | -                        | 300                      | 200                      | 300                        | 200                        | 200                        | 200                    | ...                      |
| NOT REPORTED. . . . .   | -      | -                       | -                        | -                        | -                        | -                          | -                          | -                          | -                      | ...                      |
| INTERIOR CEILINGS AND WALLS   |        |                         |                          |                          |                          |                            |                            |                            |                        |                          |
| OWNER OCCUPIED. . . . .   | 12 700 | 600                     | 1 000                    | 900                      | 1 300                    | 1 400                      | 2 400                      | 2 000                      | 3 100                  | 17400                    |
| OPEN CRACKS OR HOLES: . . . . .   |        |                         |                          |                          |                          |                            |                            |                            |                        |                          |
| NO OPEN CRACKS OR HOLES . . . . .   | 11 900 | 400                     | 1 000                    | 600                      | 1 300                    | 1 400                      | 2 300                      | 1 800                      | 3 100                  | 17700                    |
| WITH OPEN CRACKS OR HOLES . . . . .   | 700    | 100                     | -                        | 300                      | -                        | -                          | 200                        | 200                        | -                      | ...                      |
| NOT REPORTED. . . . .   | -      | -                       | -                        | -                        | -                        | -                          | -                          | -                          | -                      | ...                      |
| BROKEN PLASTER: . . . . .   |        |                         |                          |                          |                          |                            |                            |                            |                        |                          |
| NO BROKEN PLASTER . . . . .   | 12 400 | 600                     | 1 000                    | 700                      | 1 300                    | 1 400                      | 2 300                      | 2 000                      | 3 100                  | 17500                    |
| WITH BROKEN PLASTER . . . . .   | 300    | -                       | -                        | 100                      | -                        | -                          | 200                        | -                          | -                      | ...                      |
| NOT REPORTED. . . . .   | -      | -                       | -                        | -                        | -                        | -                          | -                          | -                          | -                      | ...                      |
| PEELING PAINT: . . . . .  |        |                         |                          |                          |                          |                            |                            |                            |                        |                          |
| NO PEELING PAINT. . . . .   | 12 400 | 600                     | 1 000                    | 700                      | 1 300                    | 1 400                      | 2 400                      | 1 800                      | 3 100                  | 17400                    |
| WITH PEELING PAINT. . . . .   | 300    | -                       | -                        | 100                      | -                        | -                          | -                          | 200                        | -                      | ...                      |
| NOT REPORTED. . . . .   | -      | -                       | -                        | -                        | -                        | -                          | -                          | -                          | -                      | ...                      |
| RENTER OCCUPIED. . . . .  | 15 500 | 2 000                   | 800                      | 2 000                    | 2 800                    | 3 100                      | 2 000                      | 1 800                      | 900                    | 10200                    |
| OPEN CRACKS OR HOLES: . . . . .   |        |                         |                          |                          |                          |                            |                            |                            |                        |                          |
| NO OPEN CRACKS OR HOLES . . . . .   | 14 000 | 1 700                   | 600                      | 1 700                    | 2 500                    | 3 100                      | 2 000                      | 1 400                      | 900                    | 10800                    |
| WITH OPEN CRACKS OR HOLES . . . . .   | 1 500  | 300                     | 200                      | 300                      | 300                      | -                          | -                          | 400                        | -                      | ...                      |
| NOT REPORTED. . . . .   | -      | -                       | -                        | -                        | -                        | -                          | -                          | -                          | -                      | ...                      |
| BROKEN PLASTER: . . . . .   |        |                         |                          |                          |                          |                            |                            |                            |                        |                          |
| NO BROKEN PLASTER . . . . .   | 14 900 | 1 900                   | 600                      | 1 700                    | 2 800                    | 3 100                      | 2 000                      | 1 800                      | 900                    | 10700                    |
| WITH BROKEN PLASTER . . . . .   | 600    | 200                     | 200                      | 300                      | -                        | -                          | -                          | -                          | -                      | ...                      |
| NOT REPORTED. . . . .   | -      | -                       | -                        | -                        | -                        | -                          | -                          | -                          | -                      | ...                      |
| PEELING PAINT: . . . . .  |        |                         |                          |                          |                          |                            |                            |                            |                        |                          |
| NO PEELING PAINT. . . . .   | 14 900 | 1 700                   | 500                      | 1 900                    | 2 800                    | 3 100                      | 2 000                      | 1 800                      | 900                    | 10700                    |
| WITH PEELING PAINT. . . . .   | 600    | 300                     | 200                      | 100                      | -                        | -                          | -                          | -                          | -                      | ...                      |
| NOT REPORTED. . . . .   | -      | -                       | -                        | -                        | -                        | -                          | -                          | -                          | -                      | ...                      |
| INTERIOR FLOORS   |        |                         |                          |                          |                          |                            |                            |                            |                        |                          |
| OWNER OCCUPIED. . . . .   | 12 700 | 600                     | 1 000                    | 900                      | 1 300                    | 1 400                      | 2 400                      | 2 000                      | 3 100                  | 17400                    |
| NO HOLES IN FLOOR . . . . .   | 12 500 | 600                     | 900                      | 900                      | 1 300                    | 1 400                      | 2 400                      | 2 000                      | 3 100                  | 17500                    |
| WITH HOLES IN FLOOR . . . . .   | 200    | -                       | 200                      | -                        | -                        | -                          | -                          | -                          | -                      | ...                      |
| NOT REPORTED. . . . .   | -      | -                       | -                        | -                        | -                        | -                          | -                          | -                          | -                      | ...                      |
| RENTER OCCUPIED. . . . .  | 15 500 | 2 000                   | 800                      | 2 000                    | 2 800                    | 3 100                      | 2 000                      | 1 800                      | 900                    | 10200                    |
| NO HOLES IN FLOOR . . . . .   | 15 100 | 2 000                   | 600                      | 1 700                    | 2 800                    | 3 100                      | 1 900                      | 1 800                      | 900                    | 10400                    |
| WITH HOLES IN FLOOR . . . . .   | 100    | -                       | -                        | 100                      | -                        | -                          | -                          | -                          | -                      | ...                      |
| NOT REPORTED. . . . .   | 300    | -                       | -                        | 200                      | -                        | -                          | 100                        | -                          | -                      | ...                      |

TABLE C-14. INCOME OF FAMILIES AND PRIMARY INDIVIDUALS BY DEFICIENCIES IN SELECTED STRUCTURAL CHARACTERISTICS FOR HOUSING UNITS WITH BLACK HOUSEHOLD HEAD: 1976--CONTINUED

(DATA BASED ON SAMPLE, SEE TEXT. FOR MINIMUM BASE FOR DERIVED FIGURES (PERCENT, MEDIAN, ETC.) AND MEANING OF SYMBOLS, SEE TEXT)

| STANDARD METROPOLITAN STATISTICAL AREA<br>BALTIMORE, MD.<br>NOT IN CENTRAL CITY | TOTAL  | LESS<br>THAN<br>\$3,000 | \$3,000<br>TO<br>\$4,999 | \$5,000<br>TO<br>\$6,999 | \$7,000<br>TO<br>\$9,999 | \$10,000<br>TO<br>\$14,999 | \$15,000<br>TO<br>\$19,999 | \$20,000<br>TO<br>\$24,999 | \$25,000<br>OR<br>MORE | MEDIAN<br>(DOL-<br>LARS) |
|---|--------|-------------------------|--------------------------|--------------------------|--------------------------|----------------------------|----------------------------|----------------------------|------------------------|--------------------------|
| ALL OCCUPIED HOUSING UNITS--CONTINUED   |        |                         |                          |                          |                          |                            |                            |                            |                        |                          |
| SELECTED STRUCTURAL DEFICIENCIES AND WISH TO MOVE                               |        |                         |                          |                          |                          |                            |                            |                            |                        |                          |
| OWNER OCCUPIED . . . . .  | 12 700 | 600                     | 1 000                    | 900                      | 1 300                    | 1 400                      | 2 400                      | 2 000                      | 3 100                  | 17400                    |
| WITH STRUCTURAL DEFICIENCIES . . . . .  | 2 800  | 300                     | 300                      | 600                      | 100                      | 100                        | 800                        | 200                        | 500                    | ...                      |
| HOUSEHOLD WOULD LIKE TO MOVE . . . . .  | 200    | -                       | -                        | -                        | -                        | -                          | 200                        | -                          | -                      | ...                      |
| BECAUSE OF 1 CONDITION . . . . .  | 200    | -                       | -                        | -                        | -                        | -                          | 200                        | -                          | -                      | ...                      |
| BECAUSE OF 2 CONDITIONS . . . . .   | -      | -                       | -                        | -                        | -                        | -                          | -                          | -                          | -                      | ...                      |
| BECAUSE OF 3 OR MORE CONDITIONS . . . . .                                       | -      | -                       | -                        | -                        | -                        | -                          | -                          | -                          | -                      | ...                      |
| HOUSEHOLD WOULD NOT LIKE TO MOVE . . . . .                                      | 2 700  | 300                     | 300                      | 600                      | 100                      | 100                        | 600                        | 200                        | 500                    | ...                      |
| NOT REPORTED . . . . .  | -      | -                       | -                        | -                        | -                        | -                          | -                          | -                          | -                      | ...                      |
| NO STRUCTURAL DEFICIENCIES . . . . .  | 9 900  | 300                     | 700                      | 300                      | 1 200                    | 1 200                      | 1 700                      | 1 800                      | 2 600                  | 18600                    |
| NOT REPORTED . . . . .  | -      | -                       | -                        | -                        | -                        | -                          | -                          | -                          | -                      | ...                      |
| RENTER OCCUPIED . . . . .   | 15 500 | 2 000                   | 800                      | 2 000                    | 2 800                    | 3 100                      | 2 000                      | 1 800                      | 900                    | 10200                    |
| WITH STRUCTURAL DEFICIENCIES . . . . .  | 2 300  | 600                     | 300                      | 500                      | 500                      | -                          | -                          | 400                        | -                      | ...                      |
| HOUSEHOLD WOULD LIKE TO MOVE . . . . .  | 500    | 100                     | 200                      | 200                      | -                        | -                          | -                          | -                          | -                      | ...                      |
| BECAUSE OF 1 CONDITION . . . . .  | 300    | 100                     | 200                      | -                        | -                        | -                          | -                          | -                          | -                      | ...                      |
| BECAUSE OF 2 CONDITIONS . . . . .   | -      | -                       | -                        | -                        | -                        | -                          | -                          | -                          | -                      | ...                      |
| BECAUSE OF 3 OR MORE CONDITIONS . . . . .                                       | 200    | -                       | -                        | 200                      | -                        | -                          | -                          | -                          | -                      | ...                      |
| HOUSEHOLD WOULD NOT LIKE TO MOVE . . . . .                                      | 1 800  | 500                     | 200                      | 300                      | 500                      | -                          | -                          | 400                        | -                      | ...                      |
| NOT REPORTED . . . . .  | -      | -                       | -                        | -                        | -                        | -                          | -                          | -                          | -                      | ...                      |
| NO STRUCTURAL DEFICIENCIES . . . . .  | 13 200 | 1 400                   | 500                      | 1 600                    | 2 300                    | 3 100                      | 2 000                      | 1 400                      | 900                    | 11400                    |
| NOT REPORTED . . . . .  | -      | -                       | -                        | -                        | -                        | -                          | -                          | -                          | -                      | ...                      |
| OVERALL OPINION OF STRUCTURE  |        |                         |                          |                          |                          |                            |                            |                            |                        |                          |
| OWNER OCCUPIED . . . . .  | 12 700 | 600                     | 1 000                    | 900                      | 1 300                    | 1 400                      | 2 400                      | 2 000                      | 3 100                  | 17400                    |
| EXCELLENT . . . . .   | 5 200  | 100                     | 200                      | -                        | 500                      | 900                        | 1 000                      | 500                        | 2 000                  | 19400                    |
| GOOD . . . . .  | 6 300  | 400                     | 600                      | 700                      | 700                      | 500                        | 1 100                      | 1 500                      | 800                    | 15900                    |
| FAIR . . . . .  | 1 200  | -                       | 300                      | 100                      | 100                      | -                          | 300                        | -                          | 300                    | ...                      |
| POOR . . . . .  | -      | -                       | -                        | -                        | -                        | -                          | -                          | -                          | -                      | ...                      |
| NOT REPORTED . . . . .  | -      | -                       | -                        | -                        | -                        | -                          | -                          | -                          | -                      | ...                      |
| RENTER OCCUPIED . . . . .   | 15 500 | 2 000                   | 800                      | 2 000                    | 2 800                    | 3 100                      | 2 000                      | 1 800                      | 900                    | 10200                    |
| EXCELLENT . . . . .   | 3 300  | -                       | -                        | 200                      | 600                      | 900                        | 300                        | 900                        | 300                    | ...                      |
| GOOD . . . . .  | 6 800  | 1 200                   | 300                      | 1 000                    | 800                      | 1 200                      | 1 300                      | 600                        | 500                    | 10600                    |
| FAIR . . . . .  | 4 600  | 600                     | 500                      | 800                      | 1 400                    | 800                        | 300                        | 200                        | 100                    | 8000                     |
| POOR . . . . .  | 600    | 200                     | -                        | 200                      | -                        | 200                        | -                          | -                          | -                      | ...                      |
| NOT REPORTED . . . . .  | 200    | -                       | -                        | -                        | -                        | -                          | 200                        | -                          | -                      | ...                      |

TABLE C-15. INCOME OF FAMILIES AND PRIMARY INDIVIDUALS BY FAILURES IN PLUMBING FACILITIES AND EQUIPMENT FOR HOUSING UNITS WITH BLACK HOUSEHOLD HEAD: 1976

(DATA BASED ON SAMPLE, SEE TEXT. FOR MINIMUM BASE FOR DERIVED FIGURES (PERCENT, MEDIAN, ETC.) AND MEANING OF SYMBOLS, SEE TEXT)

| STANDARD METROPOLITAN STATISTICAL AREA<br>BALTIMORE, MD.<br>NOT IN CENTRAL CITY | TOTAL  | LESS<br>THAN<br>\$3,000 | \$3,000<br>TO<br>\$4,999 | \$5,000<br>TO<br>\$6,999 | \$7,000<br>TO<br>\$9,999 | \$10,000<br>TO<br>\$14,999 | \$15,000<br>TO<br>\$19,999 | \$20,000<br>TO<br>\$24,999 | \$25,000<br>OR<br>MORE | MEDIAN<br>(DOL-<br>LARS) |
|---|--------|-------------------------|--------------------------|--------------------------|--------------------------|----------------------------|----------------------------|----------------------------|------------------------|--------------------------|
| UNITS OCCUPIED 3 MONTHS OR LONGER . . . . .                                     |        |                         |                          |                          |                          |                            |                            |                            |                        |                          |
| WATER SUPPLY  |        |                         |                          |                          |                          |                            |                            |                            |                        |                          |
| OWNER OCCUPIED . . . . .  | 12 100 | 600                     | 1 000                    | 900                      | 1 000                    | 1 400                      | 2 400                      | 2 000                      | 2 800                  | 17400                    |
| WITH PIPED WATER INSIDE STRUCTURE . . . . .                                     | 11 300 | 400                     | 700                      | 900                      | 1 000                    | 1 200                      | 2 300                      | 2 000                      | 2 800                  | 18000                    |
| NO BREAKDOWNS . . . . .   | 10 700 | 300                     | 700                      | 900                      | 1 000                    | 1 100                      | 2 300                      | 2 000                      | 2 500                  | 18000                    |
| WITH BREAKDOWNS . . . . .   | 600    | 100                     | -                        | -                        | -                        | 100                        | -                          | -                          | 300                    | ...                      |
| UNUSABLE 6 CONSECUTIVE HOURS OR LONGER:   |        |                         |                          |                          |                          |                            |                            |                            |                        |                          |
| 1 TIME . . . . .  | 400    | -                       | -                        | -                        | -                        | 100                        | -                          | -                          | 300                    | ...                      |
| 2 TIMES . . . . .   | -      | -                       | -                        | -                        | -                        | -                          | -                          | -                          | -                      | ...                      |
| 3 TIMES OR MORE . . . . .   | 100    | 100                     | -                        | -                        | -                        | -                          | -                          | -                          | -                      | ...                      |
| NOT REPORTED . . . . .  | -      | -                       | -                        | -                        | -                        | -                          | -                          | -                          | -                      | ...                      |
| DON'T KNOW . . . . .  | -      | -                       | -                        | -                        | -                        | -                          | -                          | -                          | -                      | ...                      |
| NOT REPORTED . . . . .  | -      | -                       | -                        | -                        | -                        | -                          | -                          | -                          | -                      | ...                      |
| REASON FOR BREAKDOWN:   |        |                         |                          |                          |                          |                            |                            |                            |                        |                          |
| PROBLEMS INSIDE BUILDING . . . . .  | -      | -                       | -                        | -                        | -                        | -                          | -                          | -                          | -                      | ...                      |
| PROBLEMS OUTSIDE BUILDING . . . . .   | 600    | 100                     | -                        | -                        | -                        | 100                        | -                          | -                          | 300                    | ...                      |
| NOT REPORTED . . . . .  | -      | -                       | -                        | -                        | -                        | -                          | -                          | -                          | -                      | ...                      |
| NO PIPED WATER INSIDE STRUCTURE . . . . .                                       | 700    | 100                     | 300                      | -                        | -                        | 100                        | 100                        | -                          | -                      | ...                      |
| RENTER OCCUPIED . . . . .   | 14 400 | 2 000                   | 800                      | 1 900                    | 2 600                    | 2 500                      | 2 000                      | 1 700                      | 900                    | 9900                     |
| WITH PIPED WATER INSIDE STRUCTURE . . . . .                                     | 13 800 | 1 900                   | 600                      | 1 700                    | 2 500                    | 2 500                      | 2 000                      | 1 700                      | 900                    | 10500                    |
| NO BREAKDOWNS . . . . .   | 13 300 | 1 700                   | 600                      | 1 700                    | 2 300                    | 2 500                      | 2 000                      | 1 700                      | 800                    | 10600                    |
| WITH BREAKDOWNS . . . . .   | 500    | 200                     | -                        | -                        | 200                      | -                          | -                          | -                          | 100                    | ...                      |
| UNUSABLE 6 CONSECUTIVE HOURS OR LONGER:   |        |                         |                          |                          |                          |                            |                            |                            |                        |                          |
| 1 TIME . . . . .  | 300    | -                       | -                        | -                        | 200                      | -                          | -                          | -                          | 100                    | ...                      |
| 2 TIMES . . . . .   | -      | -                       | -                        | -                        | -                        | -                          | -                          | -                          | -                      | ...                      |
| 3 TIMES OR MORE . . . . .   | 200    | 200                     | -                        | -                        | -                        | -                          | -                          | -                          | -                      | ...                      |
| NOT REPORTED . . . . .  | -      | -                       | -                        | -                        | -                        | -                          | -                          | -                          | -                      | ...                      |
| DON'T KNOW . . . . .  | -      | -                       | -                        | -                        | -                        | -                          | -                          | -                          | -                      | ...                      |
| NOT REPORTED . . . . .  | -      | -                       | -                        | -                        | -                        | -                          | -                          | -                          | -                      | ...                      |
| REASON FOR BREAKDOWN:   |        |                         |                          |                          |                          |                            |                            |                            |                        |                          |
| PROBLEMS INSIDE BUILDING . . . . .  | 500    | 200                     | -                        | -                        | 200                      | -                          | -                          | -                          | 100                    | ...                      |
| PROBLEMS OUTSIDE BUILDING . . . . .   | -      | -                       | -                        | -                        | -                        | -                          | -                          | -                          | -                      | ...                      |
| NOT REPORTED . . . . .  | -      | -                       | -                        | -                        | -                        | -                          | -                          | -                          | -                      | ...                      |
| NO PIPED WATER INSIDE STRUCTURE . . . . .                                       | 600    | 200                     | 200                      | 100                      | 200                      | -                          | -                          | -                          | -                      | ...                      |



TABLE C-15. INCOME OF FAMILIES AND PRIMARY INDIVIDUALS BY FAILURES IN PLUMBING FACILITIES AND EQUIPMENT FOR HOUSING UNITS WITH BLACK HOUSEHOLD HEAD: 1976--CONTINUED

(DATA BASED ON SAMPLE, SEE TEXT. FOR MINIMUM BASE FOR DERIVED FIGURES (PERCENT, MEDIAN, ETC.) AND MEANING OF SYMBOLS, SEE TEXT)

| STANDARD METROPOLITAN STATISTICAL AREA<br>BALTIMORE, MD.<br>NOT IN CENTRAL CITY | TOTAL  | LESS<br>THAN<br>\$3,000 | \$3,000<br>TO<br>\$4,999 | \$5,000<br>TO<br>\$6,999 | \$7,000<br>TO<br>\$9,999 | \$10,000<br>TO<br>\$14,999 | \$15,000<br>TO<br>\$19,999 | \$20,000<br>TO<br>\$24,999 | \$25,000<br>OR<br>MORE | MEDIAN<br>(DOL-<br>LARS) |
|---|--------|-------------------------|--------------------------|--------------------------|--------------------------|----------------------------|----------------------------|----------------------------|------------------------|--------------------------|
| UNITS OCCUPIED LAST WINTER--CONTINUED   |        |                         |                          |                          |                          |                            |                            |                            |                        |                          |
| HEATING EQUIPMENT--CONTINUED  |        |                         |                          |                          |                          |                            |                            |                            |                        |                          |
| RENTER OCCUPIED . . . . .   | 13 100 | 1 900                   | 800                      | 1 700                    | 2 300                    | 2 500                      | 1 600                      | 1 700                      | 800                    | 9900                     |
| WITH HEATING EQUIPMENT. . . . .   | 13 100 | 1 900                   | 800                      | 1 700                    | 2 300                    | 2 500                      | 1 600                      | 1 700                      | 800                    | 9900                     |
| NO BREAKDOWNS . . . . .   | 10 600 | 1 900                   | 500                      | 1 500                    | 1 800                    | 2 200                      | 1 200                      | 1 700                      | 800                    | 11300                    |
| WITH BREAKDOWNS . . . . .   | 1 700  | 900                     | 300                      | 200                      | 200                      | 200                        | -                          | -                          | -                      | ...                      |
| 1 TIME . . . . .  | 600    | 500                     | -                        | -                        | 200                      | -                          | -                          | -                          | -                      | ...                      |
| 2 TIMES . . . . .   | 600    | 300                     | 200                      | -                        | -                        | 200                        | -                          | -                          | -                      | ...                      |
| 3 TIMES . . . . .   | -      | -                       | -                        | -                        | -                        | -                          | 200                        | -                          | -                      | ...                      |
| 4 TIMES OR MORE . . . . .   | 500    | 200                     | 200                      | 200                      | -                        | -                          | -                          | -                          | -                      | ...                      |
| NOT REPORTED. . . . .   | -      | -                       | -                        | -                        | -                        | -                          | -                          | -                          | -                      | ...                      |
| NOT REPORTED. . . . .   | 800    | -                       | -                        | -                        | 300                      | 200                        | 300                        | -                          | -                      | ...                      |
| NO HEATING EQUIPMENT. . . . .   | -      | -                       | -                        | -                        | -                        | -                          | -                          | -                          | -                      | ...                      |
| INSUFFICIENT HEAT   |        |                         |                          |                          |                          |                            |                            |                            |                        |                          |
| ADDITIONAL HEAT SOURCE:   |        |                         |                          |                          |                          |                            |                            |                            |                        |                          |
| OWNER OCCUPIED. . . . .   | 11 600 | 600                     | 1 000                    | 900                      | 1 000                    | 1 100                      | 2 400                      | 2 000                      | 2 600                  | 17500                    |
| WITH SPECIFIED HEATING EQUIPMENT <sup>1</sup> . . . . .                         | 11 300 | 400                     | 1 000                    | 900                      | 1 000                    | 1 100                      | 2 400                      | 2 000                      | 2 600                  | 17500                    |
| NO ADDITIONAL HEAT SOURCE USED. . . . .   | 9 600  | 300                     | 600                      | 900                      | 700                      | 1 100                      | 1 900                      | 1 700                      | 2 500                  | 18300                    |
| USED KITCHEN STOVE, FIREPLACE,<br>OR PORTABLE HEATER . . . . .                  | 1 700  | 100                     | 400                      | -                        | 300                      | -                          | 500                        | 200                        | 200                    | ...                      |
| NOT REPORTED. . . . .   | -      | -                       | -                        | -                        | -                        | -                          | -                          | -                          | -                      | ...                      |
| LACKING SPECIFIED HEATING EQUIPMENT OR NONE . . . . .                           | 300    | 100                     | -                        | -                        | -                        | -                          | -                          | 200                        | -                      | ...                      |
| RENTER OCCUPIED . . . . .   | 13 100 | 1 900                   | 800                      | 1 700                    | 2 300                    | 2 500                      | 1 600                      | 1 700                      | 800                    | 9900                     |
| WITH SPECIFIED HEATING EQUIPMENT <sup>1</sup> . . . . .                         | 12 800 | 1 700                   | 800                      | 1 600                    | 2 300                    | 2 500                      | 1 600                      | 1 700                      | 800                    | 10100                    |
| NO ADDITIONAL HEAT SOURCE USED. . . . .   | 9 000  | 1 200                   | 300                      | 1 200                    | 1 400                    | 2 200                      | 1 100                      | 900                        | 600                    | 10700                    |
| USED KITCHEN STOVE, FIREPLACE,<br>OR PORTABLE HEATER . . . . .                  | 2 900  | 500                     | 500                      | 300                      | 600                      | 200                        | 200                        | 600                        | 100                    | ...                      |
| NOT REPORTED. . . . .   | 900    | -                       | -                        | -                        | 300                      | 200                        | 300                        | 200                        | -                      | ...                      |
| LACKING SPECIFIED HEATING EQUIPMENT OR NONE . . . . .                           | 300    | 200                     | -                        | 100                      | -                        | -                          | -                          | -                          | -                      | ...                      |
| ROOMS LACKING SPECIFIED HEAT SOURCE:  |        |                         |                          |                          |                          |                            |                            |                            |                        |                          |
| OWNER OCCUPIED. . . . .   | 11 600 | 600                     | 1 000                    | 900                      | 1 000                    | 1 100                      | 2 400                      | 2 000                      | 2 600                  | 17500                    |
| WITH SPECIFIED HEATING EQUIPMENT <sup>1</sup> . . . . .                         | 11 300 | 400                     | 1 000                    | 900                      | 1 000                    | 1 100                      | 2 400                      | 2 000                      | 2 600                  | 17500                    |
| NO ROOMS LACKING AIR DUCTS, REGISTERS,<br>RADIATORS, OR HEATERS. . . . .        | 9 600  | 300                     | 900                      | 700                      | 900                      | 800                        | 2 000                      | 1 700                      | 2 500                  | 18300                    |
| ROOMS LACKING AIR DUCTS, REGISTERS, RADIATORS,<br>OR HEATERS . . . . .          | 1 500  | 100                     | 100                      | 200                      | 100                      | 300                        | 500                        | 200                        | 200                    | ...                      |
| 1 ROOM . . . . .  | 600    | -                       | -                        | 200                      | -                        | 200                        | 300                        | -                          | -                      | ...                      |
| 2 ROOMS . . . . .   | -      | -                       | -                        | -                        | -                        | -                          | -                          | -                          | -                      | ...                      |
| 3 ROOMS OR MORE . . . . .   | 1 000  | 100                     | 100                      | -                        | 100                      | 100                        | 100                        | 200                        | 200                    | ...                      |
| NOT REPORTED. . . . .   | -      | -                       | -                        | -                        | -                        | -                          | -                          | -                          | -                      | ...                      |
| LACKING SPECIFIED HEATING EQUIPMENT OR NONE . . . . .                           | 300    | 100                     | -                        | -                        | -                        | -                          | -                          | 200                        | -                      | ...                      |
| RENTER OCCUPIED . . . . .   | 13 100 | 1 900                   | 800                      | 1 700                    | 2 300                    | 2 500                      | 1 600                      | 1 700                      | 800                    | 9900                     |
| WITH SPECIFIED HEATING EQUIPMENT <sup>1</sup> . . . . .                         | 12 800 | 1 700                   | 800                      | 1 600                    | 2 300                    | 2 500                      | 1 600                      | 1 700                      | 800                    | 10100                    |
| NO ROOMS LACKING AIR DUCTS, REGISTERS,<br>RADIATORS, OR HEATERS. . . . .        | 11 000 | 1 200                   | 600                      | 1 600                    | 1 600                    | 2 200                      | 1 400                      | 1 700                      | 800                    | 11200                    |
| ROOMS LACKING AIR DUCTS, REGISTERS, RADIATORS,<br>OR HEATERS . . . . .          | 1 900  | 500                     | 200                      | -                        | 800                      | 300                        | 200                        | -                          | -                      | ...                      |
| 1 ROOM . . . . .  | 300    | 300                     | -                        | -                        | -                        | -                          | -                          | -                          | -                      | ...                      |
| 2 ROOMS . . . . .   | 800    | -                       | -                        | -                        | 500                      | 200                        | 200                        | -                          | -                      | ...                      |
| 3 ROOMS OR MORE . . . . .   | 800    | 200                     | 200                      | -                        | 300                      | 200                        | -                          | -                          | -                      | ...                      |
| NOT REPORTED. . . . .   | -      | -                       | -                        | -                        | -                        | -                          | -                          | -                          | -                      | ...                      |
| LACKING SPECIFIED HEATING EQUIPMENT OR NONE . . . . .                           | 300    | 200                     | -                        | 100                      | -                        | -                          | -                          | -                          | -                      | ...                      |
| CLOSURE OF ROOMS:   |        |                         |                          |                          |                          |                            |                            |                            |                        |                          |
| OWNER OCCUPIED. . . . .   | 11 600 | 600                     | 1 000                    | 900                      | 1 000                    | 1 100                      | 2 400                      | 2 000                      | 2 600                  | 17500                    |
| WITH HEATING EQUIPMENT. . . . .   | 11 600 | 600                     | 1 000                    | 900                      | 1 000                    | 1 100                      | 2 400                      | 2 000                      | 2 600                  | 17500                    |
| NO ROOMS CLOSED . . . . .   | 11 000 | 600                     | 900                      | 900                      | 1 000                    | 1 100                      | 2 100                      | 2 000                      | 2 500                  | 17500                    |
| CLOSED CERTAIN ROOMS. . . . .   | 600    | -                       | 100                      | -                        | -                        | -                          | 300                        | -                          | 200                    | ...                      |
| LIVING ROOM ONLY. . . . .   | -      | -                       | -                        | -                        | -                        | -                          | -                          | -                          | -                      | ...                      |
| DINING ROOM ONLY. . . . .   | -      | -                       | -                        | -                        | -                        | -                          | -                          | -                          | -                      | ...                      |
| 1 OR MORE BEDROOMS ONLY . . . . .   | 300    | -                       | -                        | -                        | -                        | -                          | -                          | -                          | -                      | ...                      |
| OTHER ROOMS OR COMBINATION. . . . .   | 300    | -                       | 100                      | -                        | -                        | -                          | 300                        | -                          | -                      | ...                      |
| NOT REPORTED. . . . .   | -      | -                       | -                        | -                        | -                        | -                          | -                          | -                          | 200                    | ...                      |
| NOT REPORTED. . . . .   | -      | -                       | -                        | -                        | -                        | -                          | -                          | -                          | -                      | ...                      |
| NO HEATING EQUIPMENT. . . . .   | -      | -                       | -                        | -                        | -                        | -                          | -                          | -                          | -                      | ...                      |
| RENTER OCCUPIED . . . . .   | 13 100 | 1 900                   | 800                      | 1 700                    | 2 300                    | 2 500                      | 1 600                      | 1 700                      | 800                    | 9900                     |
| WITH HEATING EQUIPMENT. . . . .   | 13 100 | 1 900                   | 800                      | 1 700                    | 2 300                    | 2 500                      | 1 600                      | 1 700                      | 800                    | 9900                     |
| NO ROOMS CLOSED . . . . .   | 11 600 | 1 900                   | 500                      | 1 700                    | 1 800                    | 2 300                      | 1 100                      | 1 700                      | 600                    | 9900                     |
| CLOSED CERTAIN ROOMS. . . . .   | 800    | -                       | 300                      | -                        | 100                      | -                          | 200                        | -                          | 100                    | ...                      |
| LIVING ROOM ONLY. . . . .   | -      | -                       | -                        | -                        | -                        | -                          | -                          | -                          | -                      | ...                      |
| DINING ROOM ONLY. . . . .   | -      | -                       | -                        | -                        | -                        | -                          | -                          | -                          | -                      | ...                      |
| 1 OR MORE BEDROOMS ONLY . . . . .   | 800    | -                       | 300                      | -                        | 100                      | -                          | 200                        | -                          | 100                    | ...                      |
| OTHER ROOMS OR COMBINATION. . . . .   | -      | -                       | -                        | -                        | -                        | -                          | -                          | -                          | -                      | ...                      |
| NOT REPORTED. . . . .   | -      | -                       | -                        | -                        | -                        | -                          | -                          | -                          | -                      | ...                      |
| NOT REPORTED. . . . .   | 800    | -                       | -                        | -                        | 300                      | 200                        | 300                        | -                          | -                      | ...                      |
| NO HEATING EQUIPMENT. . . . .   | -      | -                       | -                        | -                        | -                        | -                          | -                          | -                          | -                      | ...                      |

<sup>1</sup>EXCLUDES ROOM HEATERS WITHOUT FLUE OR VENT, FIREPLACES, STOVES, AND PORTABLE HEATERS.



TABLE C-16. INCOME OF FAMILIES AND PRIMARY INDIVIDUALS BY SELECTED NEIGHBORHOOD CHARACTERISTICS FOR HOUSING UNITS WITH BLACK HOUSEHOLD HEAD: 1976

(DATA BASED ON SAMPLE, SEE TEXT, FOR MINIMUM BASE FOR DERIVED FIGURES (PERCENT, MEDIAN, ETC.) AND MEANING OF SYMBOLS, SEE TEXT)

| STANDARD METROPOLITAN STATISTICAL AREA<br>BALTIMORE, MD.<br>NOT IN CENTRAL CITY | TOTAL  | LESS<br>THAN<br>\$3,000 | \$3,000<br>TO<br>\$4,999 | \$5,000<br>TO<br>\$6,999 | \$7,000<br>TO<br>\$9,999 | \$10,000<br>TO<br>\$14,999 | \$15,000<br>TO<br>\$19,999 | \$20,000<br>TO<br>\$24,999 | \$25,000<br>OR<br>MORE | MEDIAN<br>(DOL-<br>LARS) |
|---|--------|-------------------------|--------------------------|--------------------------|--------------------------|----------------------------|----------------------------|----------------------------|------------------------|--------------------------|
| NEIGHBORHOOD CONDITIONS AND WISH TO MOVE <sup>1</sup>                           |        |                         |                          |                          |                          |                            |                            |                            |                        |                          |
| OWNER OCCUPIED . . . . .  | 12 700 | 600                     | 1 000                    | 900                      | 1 300                    | 1 400                      | 2 400                      | 2 000                      | 3 100                  | 17400                    |
| NO STREET OR HIGHWAY NOISE . . . . .  | 8 500  | 400                     | 400                      | 400                      | 900                      | 1 200                      | 1 700                      | 1 200                      | 2 200                  | 17500                    |
| WITH STREET OR HIGHWAY NOISE . . . . .  | 4 200  | 100                     | 600                      | 500                      | 400                      | 200                        | 800                        | 800                        | 900                    | 17200                    |
| BOTHERSOME TO RESPONDENT . . . . .  | 1 400  | -                       | 100                      | -                        | -                        | 200                        | 200                        | 300                        | 600                    | ...                      |
| WOULD LIKE TO MOVE . . . . .  | 300    | -                       | -                        | -                        | -                        | -                          | -                          | -                          | 300                    | ...                      |
| WOULD NOT LIKE TO MOVE . . . . .  | 1 100  | -                       | 100                      | -                        | -                        | 200                        | 200                        | 300                        | 300                    | ...                      |
| NOT REPORTED . . . . .  | -      | -                       | -                        | -                        | -                        | -                          | -                          | -                          | -                      | ...                      |
| NOT BOTHERSOME TO RESPONDENT . . . . .  | 2 800  | 100                     | 400                      | 500                      | 400                      | -                          | 600                        | 500                        | 300                    | ...                      |
| NOT REPORTED . . . . .  | -      | -                       | -                        | -                        | -                        | -                          | -                          | -                          | -                      | ...                      |
| NOT REPORTED . . . . .  | -      | -                       | -                        | -                        | -                        | -                          | -                          | -                          | -                      | ...                      |
| NO AIRPLANE TRAFFIC NOISE . . . . .   | 8 500  | 100                     | 700                      | 900                      | 900                      | 800                        | 1 400                      | 1 200                      | 2 500                  | 18000                    |
| WITH AIRPLANE TRAFFIC NOISE . . . . .   | 4 200  | 400                     | 300                      | -                        | 400                      | 600                        | 1 100                      | 800                        | 600                    | 16700                    |
| BOTHERSOME TO RESPONDENT . . . . .  | 800    | -                       | 100                      | -                        | -                        | -                          | 300                        | -                          | 300                    | ...                      |
| WOULD LIKE TO MOVE . . . . .  | 100    | -                       | 100                      | -                        | -                        | -                          | -                          | -                          | -                      | ...                      |
| WOULD NOT LIKE TO MOVE . . . . .  | 600    | -                       | -                        | -                        | -                        | -                          | 300                        | -                          | 300                    | ...                      |
| NOT REPORTED . . . . .  | -      | -                       | -                        | -                        | -                        | -                          | -                          | -                          | -                      | ...                      |
| NOT BOTHERSOME TO RESPONDENT . . . . .  | 3 300  | 400                     | 100                      | -                        | 400                      | 600                        | 600                        | 800                        | 300                    | ...                      |
| NOT REPORTED . . . . .  | 100    | -                       | -                        | -                        | -                        | -                          | 100                        | -                          | -                      | ...                      |
| NOT REPORTED . . . . .  | -      | -                       | -                        | -                        | -                        | -                          | -                          | -                          | -                      | ...                      |
| NO HEAVY TRAFFIC . . . . .  | 8 700  | 400                     | 600                      | 300                      | 1 100                    | 1 200                      | 1 400                      | 1 200                      | 2 500                  | 17700                    |
| WITH HEAVY TRAFFIC . . . . .  | 4 000  | 100                     | 400                      | 600                      | 300                      | 100                        | 1 000                      | 800                        | 600                    | 17000                    |
| BOTHERSOME TO RESPONDENT . . . . .  | 1 100  | -                       | 100                      | -                        | -                        | -                          | 100                        | 300                        | 500                    | ...                      |
| WOULD LIKE TO MOVE . . . . .  | 300    | -                       | -                        | -                        | -                        | -                          | -                          | 200                        | 200                    | ...                      |
| WOULD NOT LIKE TO MOVE . . . . .  | 700    | -                       | 100                      | -                        | -                        | -                          | 100                        | 200                        | 300                    | ...                      |
| NOT REPORTED . . . . .  | -      | -                       | -                        | -                        | -                        | -                          | -                          | -                          | -                      | ...                      |
| NOT BOTHERSOME TO RESPONDENT . . . . .  | 3 000  | 100                     | 300                      | 600                      | 300                      | 100                        | 900                        | 500                        | 200                    | ...                      |
| NOT REPORTED . . . . .  | -      | -                       | -                        | -                        | -                        | -                          | -                          | -                          | -                      | ...                      |
| NOT REPORTED . . . . .  | -      | -                       | -                        | -                        | -                        | -                          | -                          | -                          | -                      | ...                      |
| NO STREETS IN NEED OF REPAIR . . . . .  | 9 500  | 400                     | 700                      | 900                      | 800                      | 1 100                      | 1 700                      | 1 400                      | 2 600                  | 17700                    |
| WITH STREETS IN NEED OF REPAIR . . . . .  | 3 200  | 100                     | 300                      | -                        | 600                      | 300                        | 800                        | 600                        | 900                    | ...                      |
| BOTHERSOME TO RESPONDENT . . . . .  | 2 000  | 100                     | -                        | -                        | 300                      | 200                        | 500                        | 600                        | 300                    | ...                      |
| WOULD LIKE TO MOVE . . . . .  | 200    | -                       | -                        | -                        | -                        | -                          | -                          | -                          | 200                    | ...                      |
| WOULD NOT LIKE TO MOVE . . . . .  | 1 800  | 100                     | -                        | -                        | 300                      | 200                        | 500                        | 600                        | 200                    | ...                      |
| NOT REPORTED . . . . .  | -      | -                       | -                        | -                        | -                        | -                          | -                          | -                          | -                      | ...                      |
| NOT BOTHERSOME TO RESPONDENT . . . . .  | 1 200  | -                       | 300                      | -                        | 300                      | 100                        | 300                        | -                          | 200                    | ...                      |
| NOT REPORTED . . . . .  | -      | -                       | -                        | -                        | -                        | -                          | -                          | -                          | -                      | ...                      |
| NOT REPORTED . . . . .  | -      | -                       | -                        | -                        | -                        | -                          | -                          | -                          | -                      | ...                      |
| NO ROADS IMPASSABLE . . . . .   | 9 800  | 400                     | 1 000                    | 600                      | 1 100                    | 1 100                      | 2 100                      | 1 200                      | 2 300                  | 16700                    |
| WITH ROADS IMPASSABLE . . . . .   | 2 900  | 100                     | 300                      | 300                      | 300                      | 300                        | 300                        | 800                        | 800                    | ...                      |
| BOTHERSOME TO RESPONDENT . . . . .  | 1 600  | 100                     | -                        | 100                      | 300                      | 300                        | 300                        | -                          | 500                    | ...                      |
| WOULD LIKE TO MOVE . . . . .  | 300    | -                       | -                        | -                        | 100                      | -                          | -                          | -                          | 200                    | ...                      |
| WOULD NOT LIKE TO MOVE . . . . .  | 1 400  | 100                     | -                        | 100                      | 100                      | 300                        | 300                        | -                          | 300                    | ...                      |
| NOT REPORTED . . . . .  | -      | -                       | -                        | -                        | -                        | -                          | -                          | -                          | -                      | ...                      |
| NOT BOTHERSOME TO RESPONDENT . . . . .  | 1 100  | -                       | -                        | -                        | -                        | -                          | -                          | 800                        | 300                    | ...                      |
| NOT REPORTED . . . . .  | 100    | -                       | -                        | 100                      | -                        | -                          | -                          | -                          | -                      | ...                      |
| NOT REPORTED . . . . .  | -      | -                       | -                        | -                        | -                        | -                          | -                          | -                          | -                      | ...                      |
| NO OCCUPIED HOUSING IN RUNDOWN CONDITION . . . . .                              | 11 900 | 600                     | 900                      | 900                      | 1 100                    | 1 400                      | 2 300                      | 2 000                      | 2 900                  | 17700                    |
| WITH OCCUPIED HOUSING IN RUNDOWN CONDITION . . . . .                            | 700    | -                       | 200                      | -                        | 300                      | -                          | 200                        | -                          | 200                    | ...                      |
| BOTHERSOME TO RESPONDENT . . . . .  | 300    | -                       | -                        | -                        | 100                      | -                          | -                          | -                          | 200                    | ...                      |
| WOULD LIKE TO MOVE . . . . .  | 300    | -                       | -                        | -                        | 100                      | -                          | -                          | -                          | 200                    | ...                      |
| WOULD NOT LIKE TO MOVE . . . . .  | -      | -                       | -                        | -                        | -                        | -                          | -                          | -                          | -                      | ...                      |
| NOT REPORTED . . . . .  | -      | -                       | -                        | -                        | -                        | -                          | -                          | -                          | -                      | ...                      |
| NOT BOTHERSOME TO RESPONDENT . . . . .  | 400    | -                       | 200                      | -                        | 100                      | -                          | 200                        | -                          | -                      | ...                      |
| NOT REPORTED . . . . .  | -      | -                       | -                        | -                        | -                        | -                          | -                          | -                          | -                      | ...                      |
| NOT REPORTED . . . . .  | -      | -                       | -                        | -                        | -                        | -                          | -                          | -                          | -                      | ...                      |
| NO COMMERCIAL OR NONRESIDENTIAL ACTIVITIES . . . . .                            | 11 200 | 600                     | 700                      | 900                      | 1 100                    | 1 400                      | 2 100                      | 1 700                      | 2 800                  | 17300                    |
| WITH COMMERCIAL OR NONRESIDENTIAL ACTIVITIES . . . . .                          | 1 500  | -                       | 300                      | -                        | 300                      | -                          | 300                        | 300                        | 300                    | ...                      |
| BOTHERSOME TO RESPONDENT . . . . .  | -      | -                       | -                        | -                        | -                        | -                          | -                          | -                          | -                      | ...                      |
| WOULD LIKE TO MOVE . . . . .  | -      | -                       | -                        | -                        | -                        | -                          | -                          | -                          | -                      | ...                      |
| WOULD NOT LIKE TO MOVE . . . . .  | -      | -                       | -                        | -                        | -                        | -                          | -                          | -                          | -                      | ...                      |
| NOT REPORTED . . . . .  | -      | -                       | -                        | -                        | -                        | -                          | -                          | -                          | -                      | ...                      |
| NOT BOTHERSOME TO RESPONDENT . . . . .  | 1 500  | -                       | 300                      | -                        | 300                      | -                          | 300                        | 300                        | 300                    | ...                      |
| NOT REPORTED . . . . .  | -      | -                       | -                        | -                        | -                        | -                          | -                          | -                          | -                      | ...                      |
| NOT REPORTED . . . . .  | -      | -                       | -                        | -                        | -                        | -                          | -                          | -                          | -                      | ...                      |
| NO ODORS, SMOKE, OR GAS . . . . .   | 11 600 | 600                     | 900                      | 900                      | 1 200                    | 1 400                      | 2 300                      | 1 800                      | 2 600                  | 17000                    |
| WITH ODORS, SMOKE, OR GAS . . . . .   | 1 100  | 100                     | 100                      | -                        | 100                      | -                          | 200                        | 200                        | 500                    | ...                      |
| BOTHERSOME TO RESPONDENT . . . . .  | 800    | -                       | -                        | -                        | 100                      | -                          | 200                        | 200                        | 300                    | ...                      |
| WOULD LIKE TO MOVE . . . . .  | 300    | -                       | -                        | -                        | 100                      | -                          | -                          | -                          | 200                    | ...                      |
| WOULD NOT LIKE TO MOVE . . . . .  | 500    | -                       | -                        | -                        | -                        | -                          | 200                        | 200                        | 200                    | ...                      |
| NOT REPORTED . . . . .  | -      | -                       | -                        | -                        | -                        | -                          | -                          | -                          | -                      | ...                      |
| NOT BOTHERSOME TO RESPONDENT . . . . .  | 300    | -                       | 100                      | -                        | -                        | -                          | -                          | -                          | 200                    | ...                      |
| NOT REPORTED . . . . .  | -      | -                       | -                        | -                        | -                        | -                          | -                          | -                          | -                      | ...                      |
| NOT REPORTED . . . . .  | -      | -                       | -                        | -                        | -                        | -                          | -                          | -                          | -                      | ...                      |
| ADEQUATE STREET LIGHTS . . . . .  | 10 100 | 400                     | 700                      | 900                      | 900                      | 1 100                      | 2 100                      | 1 700                      | 2 300                  | 17500                    |
| INADEQUATE STREET LIGHTS . . . . .  | 2 400  | 100                     | 300                      | -                        | 400                      | 300                        | 300                        | 200                        | 800                    | ...                      |
| BOTHERSOME TO RESPONDENT . . . . .  | 1 200  | -                       | 100                      | -                        | 200                      | -                          | 300                        | 200                        | 500                    | ...                      |
| WOULD LIKE TO MOVE . . . . .  | 200    | -                       | -                        | -                        | 200                      | -                          | -                          | -                          | -                      | ...                      |
| WOULD NOT LIKE TO MOVE . . . . .  | 1 100  | -                       | 100                      | -                        | -                        | -                          | 300                        | 200                        | 500                    | ...                      |
| NOT REPORTED . . . . .  | -      | -                       | -                        | -                        | -                        | -                          | -                          | -                          | -                      | ...                      |
| NOT BOTHERSOME TO RESPONDENT . . . . .  | 1 200  | 100                     | 200                      | -                        | 300                      | 300                        | -                          | -                          | 300                    | ...                      |
| NOT REPORTED . . . . .  | -      | -                       | -                        | -                        | -                        | -                          | -                          | -                          | -                      | ...                      |
| NOT REPORTED . . . . .  | 100    | -                       | -                        | -                        | -                        | -                          | -                          | 100                        | -                      | ...                      |
| NO NEIGHBORHOOD CRIME . . . . .   | 10 900 | 400                     | 1 000                    | 700                      | 800                      | 1 400                      | 2 100                      | 1 400                      | 3 100                  | 17700                    |
| WITH NEIGHBORHOOD CRIME . . . . .   | 1 800  | 100                     | -                        | 100                      | 600                      | -                          | 300                        | 600                        | -                      | ...                      |
| BOTHERSOME TO RESPONDENT . . . . .  | 900    | -                       | -                        | -                        | 300                      | -                          | 200                        | 500                        | -                      | ...                      |
| WOULD LIKE TO MOVE . . . . .  | -      | -                       | -                        | -                        | -                        | -                          | -                          | -                          | -                      | ...                      |
| WOULD NOT LIKE TO MOVE . . . . .  | 900    | -                       | -                        | -                        | 300                      | -                          | 200                        | 500                        | -                      | ...                      |
| NOT REPORTED . . . . .  | -      | -                       | -                        | -                        | -                        | -                          | -                          | -                          | -                      | ...                      |
| NOT BOTHERSOME TO RESPONDENT . . . . .  | 900    | 100                     | -                        | 100                      | 300                      | -                          | 200                        | 200                        | -                      | ...                      |
| NOT REPORTED . . . . .  | -      | -                       | -                        | -                        | -                        | -                          | -                          | -                          | -                      | ...                      |
| NOT REPORTED . . . . .  | -      | -                       | -                        | -                        | -                        | -                          | -                          | -                          | -                      | ...                      |

<sup>1</sup>WISH TO MOVE RELATES ONLY TO RESPONDENTS' OPINION OF SPECIFIC CONDITIONS.

TABLE C-16. INCOME OF FAMILIES AND PRIMARY INDIVIDUALS BY SELECTED NEIGHBORHOOD CHARACTERISTICS FOR HOUSING UNITS WITH BLACK HOUSEHOLD HEAD: 1976--CONTINUED

(DATA BASED ON SAMPLE, SEE TEXT. FOR MINIMUM BASE FOR DERIVED FIGURES (PERCENT, MEDIAN, ETC.) AND MEANING OF SYMBOLS, SEE TEXT)

| STANDARD METROPOLITAN STATISTICAL AREA<br>BALTIMORE, MD.<br>NOT IN CENTRAL CITY | TOTAL  | LESS<br>THAN<br>\$3,000 | \$3,000<br>TO<br>\$4,999 | \$5,000<br>TO<br>\$6,999 | \$7,000<br>TO<br>\$9,999 | \$10,000<br>TO<br>\$14,999 | \$15,000<br>TO<br>\$19,999 | \$20,000<br>TO<br>\$24,999 | \$25,000<br>OR<br>MORE | MEDIAN<br>(DOL-<br>LARS) |
|---|--------|-------------------------|--------------------------|--------------------------|--------------------------|----------------------------|----------------------------|----------------------------|------------------------|--------------------------|
| NEIGHBORHOOD CONDITIONS AND WISH TO MOVE <sup>1</sup> --CON.                    |        |                         |                          |                          |                          |                            |                            |                            |                        |                          |
| OWNER OCCUPIED--CON.  |        |                         |                          |                          |                          |                            |                            |                            |                        |                          |
| NO TRASH, LITTER, OR JUNK   | 10 300 | 600                     | 600                      | 400                      | 900                      | 1 400                      | 2 300                      | 1 200                      | 2 900                  | 17800                    |
| WITH TRASH, LITTER, OR JUNK   | 2 400  | -                       | 400                      | 400                      | 400                      | -                          | 200                        | 800                        | 100                    | ...                      |
| BOTHERSOME TO RESPONDENT  | 1 500  | -                       | 300                      | -                        | 300                      | -                          | 200                        | 600                        | 100                    | ...                      |
| WOULD LIKE TO MOVE  | 300    | -                       | -                        | -                        | 100                      | -                          | 200                        | -                          | -                      | ...                      |
| WOULD NOT LIKE TO MOVE  | 1 200  | -                       | 300                      | -                        | 200                      | -                          | -                          | 600                        | 100                    | ...                      |
| NOT REPORTED  | -      | -                       | -                        | -                        | -                        | -                          | -                          | -                          | -                      | ...                      |
| NOT BOTHERSOME TO RESPONDENT  | 700    | -                       | 200                      | 300                      | 100                      | -                          | -                          | 200                        | -                      | ...                      |
| NOT REPORTED  | 100    | -                       | -                        | 100                      | -                        | -                          | -                          | -                          | -                      | ...                      |
| NOT REPORTED  | -      | -                       | -                        | -                        | -                        | -                          | -                          | -                          | -                      | ...                      |
| NO BOARDED UP OR ABANDONED STRUCTURES   | 10 900 | 400                     | 700                      | 700                      | 1 200                    | 1 400                      | 2 100                      | 1 400                      | 2 900                  | 17300                    |
| WITH BOARDED UP OR ABANDONED STRUCTURES   | 1 700  | -                       | 300                      | 100                      | 100                      | -                          | 300                        | 600                        | 100                    | ...                      |
| BOTHERSOME TO RESPONDENT  | 200    | -                       | -                        | -                        | -                        | -                          | -                          | 200                        | -                      | ...                      |
| WOULD LIKE TO MOVE  | -      | -                       | -                        | -                        | -                        | -                          | -                          | -                          | -                      | ...                      |
| WOULD NOT LIKE TO MOVE  | 200    | -                       | -                        | -                        | -                        | -                          | -                          | 200                        | -                      | ...                      |
| NOT REPORTED  | -      | -                       | -                        | -                        | -                        | -                          | -                          | -                          | -                      | ...                      |
| NOT BOTHERSOME TO RESPONDENT  | 1 500  | -                       | 300                      | 100                      | 100                      | -                          | 300                        | 500                        | 100                    | ...                      |
| NOT REPORTED  | -      | -                       | -                        | -                        | -                        | -                          | -                          | -                          | -                      | ...                      |
| NOT REPORTED  | 100    | 100                     | -                        | -                        | -                        | -                          | -                          | -                          | -                      | ...                      |
| RENTER OCCUPIED   | 15 500 | 2 000                   | 800                      | 2 000                    | 2 800                    | 3 100                      | 2 000                      | 1 800                      | 900                    | 10200                    |
| NO STREET OR HIGHWAY NOISE  | 11 300 | 1 400                   | 500                      | 1 700                    | 2 000                    | 2 500                      | 1 300                      | 1 400                      | 600                    | 10200                    |
| WITH STREET OR HIGHWAY NOISE  | 4 100  | 600                     | 300                      | 300                      | 800                      | 600                        | 800                        | 300                        | 300                    | 10000                    |
| BOTHERSOME TO RESPONDENT  | 1 100  | -                       | 200                      | -                        | 200                      | -                          | 300                        | -                          | -                      | ...                      |
| WOULD LIKE TO MOVE  | 500    | -                       | 200                      | -                        | 200                      | -                          | -                          | -                          | -                      | ...                      |
| WOULD NOT LIKE TO MOVE  | 600    | -                       | -                        | -                        | 200                      | -                          | 300                        | -                          | -                      | ...                      |
| NOT REPORTED  | -      | -                       | -                        | -                        | -                        | -                          | -                          | -                          | -                      | ...                      |
| NOT BOTHERSOME TO RESPONDENT  | 3 000  | 600                     | 200                      | 300                      | 600                      | 200                        | 500                        | 300                        | 300                    | ...                      |
| NOT REPORTED  | -      | -                       | -                        | -                        | -                        | -                          | -                          | -                          | -                      | ...                      |
| NOT REPORTED  | 200    | -                       | -                        | -                        | -                        | -                          | -                          | 200                        | -                      | ...                      |
| NO AIRPLANE TRAFFIC NOISE   | 12 300 | 1 400                   | 600                      | 1 600                    | 2 600                    | 2 800                      | 1 600                      | 1 100                      | 600                    | 9900                     |
| WITH AIRPLANE TRAFFIC NOISE   | 3 100  | 600                     | 200                      | 500                      | 200                      | 300                        | 500                        | 600                        | 300                    | ...                      |
| BOTHERSOME TO RESPONDENT  | 800    | -                       | -                        | 200                      | 200                      | -                          | -                          | 200                        | -                      | ...                      |
| WOULD LIKE TO MOVE  | 600    | -                       | -                        | 200                      | 200                      | -                          | -                          | -                          | -                      | ...                      |
| WOULD NOT LIKE TO MOVE  | 200    | -                       | -                        | -                        | -                        | -                          | -                          | 200                        | -                      | ...                      |
| NOT REPORTED  | -      | -                       | -                        | -                        | -                        | -                          | -                          | -                          | -                      | ...                      |
| NOT BOTHERSOME TO RESPONDENT  | 2 300  | 600                     | 200                      | 300                      | -                        | 200                        | 500                        | 400                        | 100                    | ...                      |
| NOT REPORTED  | -      | -                       | -                        | -                        | -                        | -                          | -                          | -                          | -                      | ...                      |
| NOT REPORTED  | 200    | -                       | -                        | -                        | -                        | -                          | -                          | 200                        | -                      | ...                      |
| NO HEAVY TRAFFIC  | 12 200 | 1 200                   | 500                      | 1 600                    | 2 300                    | 2 600                      | 1 400                      | 1 700                      | 900                    | 11000                    |
| WITH HEAVY TRAFFIC  | 3 100  | 800                     | 300                      | 500                      | 500                      | 500                        | 600                        | -                          | -                      | ...                      |
| BOTHERSOME TO RESPONDENT  | 800    | -                       | 200                      | 300                      | 200                      | 200                        | -                          | -                          | -                      | ...                      |
| WOULD LIKE TO MOVE  | 300    | -                       | 200                      | -                        | 200                      | -                          | -                          | -                          | -                      | ...                      |
| WOULD NOT LIKE TO MOVE  | 500    | -                       | -                        | 300                      | 200                      | -                          | -                          | -                          | -                      | ...                      |
| NOT REPORTED  | -      | -                       | -                        | -                        | -                        | -                          | -                          | -                          | -                      | ...                      |
| NOT BOTHERSOME TO RESPONDENT  | 2 400  | 800                     | 200                      | 200                      | 300                      | 300                        | 600                        | -                          | -                      | ...                      |
| NOT REPORTED  | -      | -                       | -                        | -                        | -                        | -                          | -                          | -                          | -                      | ...                      |
| NOT REPORTED  | 200    | -                       | -                        | -                        | -                        | -                          | -                          | 200                        | -                      | ...                      |
| NO STREETS IN NEED OF REPAIR  | 12 400 | 1 200                   | 500                      | 1 700                    | 2 200                    | 2 600                      | 1 700                      | 1 700                      | 800                    | 11100                    |
| WITH STREETS IN NEED OF REPAIR  | 2 900  | 800                     | 300                      | 300                      | 600                      | 500                        | 300                        | -                          | 200                    | ...                      |
| BOTHERSOME TO RESPONDENT  | 1 100  | 200                     | 200                      | -                        | 300                      | 200                        | 200                        | -                          | 200                    | ...                      |
| WOULD LIKE TO MOVE  | 300    | 200                     | -                        | -                        | 100                      | -                          | -                          | -                          | -                      | ...                      |
| WOULD NOT LIKE TO MOVE  | 800    | -                       | 200                      | -                        | 200                      | 200                        | 200                        | -                          | 200                    | ...                      |
| NOT REPORTED  | -      | -                       | -                        | -                        | -                        | -                          | -                          | -                          | -                      | ...                      |
| NOT BOTHERSOME TO RESPONDENT  | 1 800  | 600                     | 200                      | 300                      | 300                      | 300                        | 200                        | -                          | -                      | ...                      |
| NOT REPORTED  | -      | -                       | -                        | -                        | -                        | -                          | -                          | -                          | -                      | ...                      |
| NOT REPORTED  | 200    | -                       | -                        | -                        | -                        | -                          | -                          | 200                        | -                      | ...                      |
| NO ROADS IMPASSABLE   | 12 300 | 1 700                   | 500                      | 1 400                    | 2 000                    | 2 300                      | 1 700                      | 1 700                      | 900                    | 11100                    |
| WITH ROADS IMPASSABLE   | 3 100  | 300                     | 300                      | 600                      | 800                      | 800                        | 300                        | -                          | -                      | ...                      |
| BOTHERSOME TO RESPONDENT  | 1 400  | 200                     | 100                      | 300                      | 300                      | 100                        | 300                        | -                          | -                      | ...                      |
| WOULD LIKE TO MOVE  | 300    | -                       | -                        | -                        | 200                      | -                          | -                          | -                          | -                      | ...                      |
| WOULD NOT LIKE TO MOVE  | 1 100  | 200                     | 100                      | 300                      | 200                      | 100                        | 200                        | -                          | -                      | ...                      |
| NOT REPORTED  | -      | -                       | -                        | -                        | -                        | -                          | -                          | -                          | -                      | ...                      |
| NOT BOTHERSOME TO RESPONDENT  | 1 700  | 200                     | 200                      | 300                      | 500                      | 600                        | -                          | -                          | -                      | ...                      |
| NOT REPORTED  | -      | -                       | -                        | -                        | -                        | -                          | -                          | -                          | -                      | ...                      |
| NOT REPORTED  | 200    | -                       | -                        | -                        | -                        | -                          | -                          | 200                        | -                      | ...                      |
| NO OCCUPIED HOUSING IN RUNDOWN CONDITION  | 14 000 | 1 600                   | 800                      | 1 700                    | 2 500                    | 2 900                      | 1 900                      | 1 700                      | 900                    | 10800                    |
| WITH OCCUPIED HOUSING IN RUNDOWN CONDITION                                      | 1 400  | 500                     | -                        | 300                      | 300                      | 200                        | 200                        | -                          | -                      | ...                      |
| BOTHERSOME TO RESPONDENT  | 500    | 200                     | -                        | -                        | 200                      | -                          | 200                        | -                          | -                      | ...                      |
| WOULD LIKE TO MOVE  | 300    | 200                     | -                        | -                        | 200                      | -                          | -                          | -                          | -                      | ...                      |
| WOULD NOT LIKE TO MOVE  | 200    | -                       | -                        | -                        | -                        | -                          | -                          | -                          | -                      | ...                      |
| NOT REPORTED  | -      | -                       | -                        | -                        | -                        | -                          | -                          | -                          | -                      | ...                      |
| NOT BOTHERSOME TO RESPONDENT  | 900    | 300                     | -                        | 300                      | 100                      | 200                        | -                          | -                          | -                      | ...                      |
| NOT REPORTED  | -      | -                       | -                        | -                        | -                        | -                          | -                          | -                          | -                      | ...                      |
| NOT REPORTED  | 200    | -                       | -                        | -                        | -                        | -                          | -                          | 200                        | -                      | ...                      |
| NO COMMERCIAL OR NONRESIDENTIAL ACTIVITIES                                      | 13 400 | 1 600                   | 800                      | 1 700                    | 2 300                    | 3 100                      | 1 700                      | 1 200                      | 900                    | 10500                    |
| WITH COMMERCIAL OR NONRESIDENTIAL ACTIVITIES                                    | 1 800  | 500                     | -                        | 300                      | 500                      | -                          | 200                        | 400                        | -                      | ...                      |
| BOTHERSOME TO RESPONDENT  | -      | -                       | -                        | -                        | -                        | -                          | -                          | -                          | -                      | ...                      |
| WOULD LIKE TO MOVE  | -      | -                       | -                        | -                        | -                        | -                          | -                          | -                          | -                      | ...                      |
| WOULD NOT LIKE TO MOVE  | -      | -                       | -                        | -                        | -                        | -                          | -                          | -                          | -                      | ...                      |
| NOT REPORTED  | -      | -                       | -                        | -                        | -                        | -                          | -                          | -                          | -                      | ...                      |
| NOT BOTHERSOME TO RESPONDENT  | 1 800  | 500                     | -                        | 300                      | 500                      | -                          | 200                        | 400                        | -                      | ...                      |
| NOT REPORTED  | -      | -                       | -                        | -                        | -                        | -                          | -                          | -                          | -                      | ...                      |
| NOT REPORTED  | 300    | -                       | -                        | -                        | -                        | -                          | 100                        | 200                        | -                      | ...                      |
| NO ODORS, SMOKE, OR GAS   | 14 400 | 1 900                   | 800                      | 1 900                    | 2 600                    | 2 800                      | 1 900                      | 1 700                      | 900                    | 10100                    |
| WITH ODORS, SMOKE, OR GAS   | 900    | 200                     | -                        | 100                      | 200                      | 300                        | 200                        | -                          | -                      | ...                      |
| BOTHERSOME TO RESPONDENT  | 300    | -                       | -                        | 100                      | -                        | -                          | 200                        | -                          | -                      | ...                      |
| WOULD LIKE TO MOVE  | 100    | -                       | -                        | 100                      | -                        | -                          | -                          | -                          | -                      | ...                      |
| WOULD NOT LIKE TO MOVE  | 200    | -                       | -                        | -                        | -                        | -                          | 200                        | -                          | -                      | ...                      |
| NOT REPORTED  | -      | -                       | -                        | -                        | -                        | -                          | -                          | -                          | -                      | ...                      |
| NOT BOTHERSOME TO RESPONDENT  | 600    | 200                     | -                        | -                        | 200                      | 300                        | -                          | -                          | -                      | ...                      |
| NOT REPORTED  | -      | -                       | -                        | -                        | -                        | -                          | -                          | -                          | -                      | ...                      |
| NOT REPORTED  | 200    | -                       | -                        | -                        | -                        | -                          | -                          | 200                        | -                      | ...                      |

<sup>1</sup> WISH TO MOVE RELATES ONLY TO RESPONDENTS' OPINION OF SPECIFIC CONDITIONS.

TABLE C-16. INCOME OF FAMILIES AND PRIMARY INDIVIDUALS BY SELECTED NEIGHBORHOOD CHARACTERISTICS FOR HOUSING UNITS WITH BLACK HOUSEHOLD HEAD: 1976--CONTINUED

(DATA BASED ON SAMPLE, SEE TEXT, FOR MINIMUM BASE FOR DERIVED FIGURES (PERCENT, MEDIAN, ETC.) AND MEANING OF SYMBOLS, SEE TEXT)

| STANDARD METROPOLITAN STATISTICAL AREA<br>BALTIMORE, MD.<br>NOT IN CENTRAL CITY | TOTAL  | LESS<br>THAN<br>\$3,000 | \$3,000<br>TO<br>\$4,999 | \$5,000<br>TO<br>\$6,999 | \$7,000<br>TO<br>\$9,999 | \$10,000<br>TO<br>\$14,999 | \$15,000<br>TO<br>\$19,999 | \$20,000<br>TO<br>\$24,999 | \$25,000<br>OR<br>MORE | MEDIAN<br>(DOL-<br>LARS) |
|---|--------|-------------------------|--------------------------|--------------------------|--------------------------|----------------------------|----------------------------|----------------------------|------------------------|--------------------------|
| NEIGHBORHOOD CONDITIONS AND WISH TO MOVE <sup>1</sup> --CON.                    |        |                         |                          |                          |                          |                            |                            |                            |                        |                          |
| RENTER OCCUPIED--CON.   |        |                         |                          |                          |                          |                            |                            |                            |                        |                          |
| ADEQUATE STREET LIGHTS . . . . .  | 11 200 | 1 300                   | 500                      | 1 600                    | 2 200                    | 2 200                      | 1 600                      | 1 200                      | 800                    | 10400                    |
| INADEQUATE STREET LIGHTS . . . . .  | 4 200  | 800                     | 300                      | 500                      | 600                      | 900                        | 500                        | 400                        | 200                    | 9600                     |
| BOTHERSOME TO RESPONDENT . . . . .  | 2 600  | 500                     | 200                      | 300                      | 500                      | 800                        | 300                        | -                          | 200                    | ...                      |
| WOULD LIKE TO MOVE . . . . .  | 600    | 200                     | 200                      | -                        | -                        | 300                        | -                          | -                          | -                      | ...                      |
| WOULD NOT LIKE TO MOVE . . . . .  | 2 000  | 300                     | -                        | 300                      | 500                      | 500                        | 300                        | -                          | 200                    | ...                      |
| NOT REPORTED . . . . .  | -      | -                       | -                        | -                        | -                        | -                          | -                          | -                          | -                      | ...                      |
| NOT BOTHERSOME TO RESPONDENT . . . . .  | 1 500  | 300                     | 200                      | 200                      | 200                      | 200                        | 200                        | 400                        | -                      | ...                      |
| NOT REPORTED . . . . .  | -      | -                       | -                        | -                        | -                        | -                          | -                          | -                          | -                      | ...                      |
| NOT REPORTED . . . . .  | 200    | -                       | -                        | -                        | -                        | -                          | -                          | 200                        | -                      | ...                      |
| NO NEIGHBORHOOD CRIME . . . . .   | 13 400 | 1 900                   | 800                      | 1 700                    | 2 000                    | 2 800                      | 1 600                      | 1 700                      | 900                    | 10500                    |
| WITH NEIGHBORHOOD CRIME . . . . .   | 2 000  | 100                     | -                        | 300                      | 800                      | 300                        | 500                        | -                          | -                      | ...                      |
| BOTHERSOME TO RESPONDENT . . . . .  | 800    | -                       | -                        | -                        | 300                      | 200                        | 300                        | -                          | -                      | ...                      |
| WOULD LIKE TO MOVE . . . . .  | 300    | -                       | -                        | -                        | 200                      | 200                        | -                          | -                          | -                      | ...                      |
| WOULD NOT LIKE TO MOVE . . . . .  | 500    | -                       | -                        | -                        | 200                      | -                          | 300                        | -                          | -                      | ...                      |
| NOT REPORTED . . . . .  | -      | -                       | -                        | -                        | -                        | -                          | -                          | -                          | -                      | ...                      |
| NOT BOTHERSOME TO RESPONDENT . . . . .  | 1 200  | 100                     | -                        | 300                      | 500                      | 200                        | 200                        | -                          | -                      | ...                      |
| NOT REPORTED . . . . .  | -      | -                       | -                        | -                        | -                        | -                          | -                          | -                          | -                      | ...                      |
| NOT REPORTED . . . . .  | 200    | -                       | -                        | -                        | -                        | -                          | -                          | 200                        | -                      | ...                      |
| NO TRASH, LITTER, OR JUNK . . . . .   | 11 600 | 1 200                   | 500                      | 1 400                    | 2 300                    | 2 600                      | 1 900                      | 1 200                      | 400                    | 10700                    |
| WITH TRASH, LITTER, OR JUNK . . . . .   | 3 700  | 800                     | 300                      | 600                      | 500                      | 500                        | 200                        | 400                        | 500                    | ...                      |
| BOTHERSOME TO RESPONDENT . . . . .  | 1 900  | 200                     | 300                      | 300                      | 200                      | 300                        | 200                        | -                          | 500                    | ...                      |
| WOULD LIKE TO MOVE . . . . .  | 800    | 200                     | 200                      | -                        | 200                      | 200                        | 200                        | -                          | -                      | ...                      |
| WOULD NOT LIKE TO MOVE . . . . .  | 1 100  | -                       | 200                      | 300                      | -                        | 200                        | -                          | -                          | 500                    | ...                      |
| NOT REPORTED . . . . .  | -      | -                       | -                        | -                        | -                        | -                          | -                          | -                          | -                      | ...                      |
| NOT BOTHERSOME TO RESPONDENT . . . . .  | 1 700  | 600                     | -                        | 100                      | 300                      | 200                        | -                          | 400                        | -                      | ...                      |
| NOT REPORTED . . . . .  | 200    | -                       | -                        | 200                      | -                        | -                          | -                          | -                          | -                      | ...                      |
| NOT REPORTED . . . . .  | 200    | -                       | -                        | -                        | -                        | -                          | -                          | 200                        | -                      | ...                      |
| NO BOARDED UP OR ABANDONED STRUCTURES . . . . .                                 | 14 600 | 1 700                   | 800                      | 1 700                    | 2 800                    | 3 100                      | 1 900                      | 1 700                      | 900                    | 10500                    |
| WITH BOARDED UP OR ABANDONED STRUCTURES . . . . .                               | 800    | 300                     | -                        | 300                      | -                        | -                          | 200                        | -                          | -                      | ...                      |
| BOTHERSOME TO RESPONDENT . . . . .  | 500    | 200                     | -                        | 100                      | -                        | -                          | 200                        | -                          | -                      | ...                      |
| WOULD LIKE TO MOVE . . . . .  | 200    | 200                     | -                        | -                        | -                        | -                          | -                          | -                          | -                      | ...                      |
| WOULD NOT LIKE TO MOVE . . . . .  | 300    | -                       | -                        | 100                      | -                        | -                          | 200                        | -                          | -                      | ...                      |
| NOT REPORTED . . . . .  | -      | -                       | -                        | -                        | -                        | -                          | -                          | -                          | -                      | ...                      |
| NOT BOTHERSOME TO RESPONDENT . . . . .  | 300    | 200                     | -                        | 200                      | -                        | -                          | -                          | -                          | -                      | ...                      |
| NOT REPORTED . . . . .  | -      | -                       | -                        | -                        | -                        | -                          | -                          | -                          | -                      | ...                      |
| NOT REPORTED . . . . .  | 200    | -                       | -                        | -                        | -                        | -                          | -                          | 200                        | -                      | ...                      |
| NEIGHBORHOOD SERVICES   |        |                         |                          |                          |                          |                            |                            |                            |                        |                          |
| OWNER OCCUPIED . . . . .  |        |                         |                          |                          |                          |                            |                            |                            |                        |                          |
| ADEQUATE NEIGHBORHOOD SERVICES . . . . .  | 12 700 | 600                     | 1 000                    | 900                      | 1 300                    | 1 400                      | 2 400                      | 2 000                      | 3 100                  | 17400                    |
| INADEQUATE NEIGHBORHOOD SERVICES <sup>2</sup> . . . . .                         | 6 500  | 100                     | 400                      | 400                      | 900                      | 900                        | 1 200                      | 600                        | 1 900                  | 16700                    |
| PUBLIC TRANSPORTATION . . . . .   | 6 100  | 400                     | 600                      | 500                      | 400                      | 500                        | 1 200                      | 1 400                      | 1 200                  | 18000                    |
| SCHOOLS . . . . .   | 4 700  | 300                     | 400                      | 500                      | 400                      | 500                        | 600                        | 1 100                      | 900                    | 17200                    |
| SHOPPING . . . . .  | 1 000  | 100                     | -                        | -                        | -                        | -                          | 200                        | 200                        | 600                    | ...                      |
| POLICE PROTECTION . . . . .   | 2 000  | -                       | 300                      | 200                      | 100                      | -                          | 300                        | 800                        | 300                    | ...                      |
| FIRE PROTECTION . . . . .   | 1 400  | -                       | 200                      | -                        | 100                      | -                          | 600                        | 300                        | 100                    | ...                      |
| HOSPITALS OR HEALTH CLINICS . . . . .   | 500    | -                       | -                        | -                        | -                        | -                          | 200                        | -                          | 300                    | ...                      |
| DON'T KNOW . . . . .  | 600    | -                       | -                        | -                        | -                        | -                          | 300                        | 200                        | 200                    | ...                      |
| NOT REPORTED . . . . .  | -      | -                       | -                        | -                        | -                        | -                          | -                          | -                          | -                      | ...                      |
| RENTER OCCUPIED . . . . .   |        |                         |                          |                          |                          |                            |                            |                            |                        |                          |
| ADEQUATE NEIGHBORHOOD SERVICES . . . . .  | 15 500 | 2 000                   | 800                      | 2 000                    | 2 800                    | 3 100                      | 2 000                      | 1 600                      | 900                    | 10200                    |
| INADEQUATE NEIGHBORHOOD SERVICES <sup>2</sup> . . . . .                         | 8 900  | 900                     | 500                      | 1 700                    | 1 400                    | 2 200                      | 800                        | 600                        | 800                    | 9600                     |
| PUBLIC TRANSPORTATION . . . . .   | 6 500  | 1 100                   | 300                      | 300                      | 1 400                    | 900                        | 1 300                      | 1 100                      | 200                    | 10800                    |
| SCHOOLS . . . . .   | 5 400  | 800                     | 200                      | 300                      | 900                      | 800                        | 1 300                      | 1 100                      | 200                    | 13400                    |
| SHOPPING . . . . .  | -      | -                       | -                        | -                        | -                        | -                          | -                          | -                          | -                      | ...                      |
| POLICE PROTECTION . . . . .   | 700    | 200                     | 100                      | -                        | 100                      | 100                        | 200                        | -                          | -                      | ...                      |
| FIRE PROTECTION . . . . .   | 900    | 300                     | -                        | -                        | 500                      | 200                        | -                          | -                          | -                      | ...                      |
| HOSPITALS OR HEALTH CLINICS . . . . .   | 300    | 200                     | 200                      | -                        | -                        | -                          | -                          | -                          | -                      | ...                      |
| DON'T KNOW . . . . .  | 900    | 200                     | -                        | 200                      | -                        | 200                        | 300                        | 200                        | -                      | ...                      |
| NOT REPORTED . . . . .  | -      | -                       | -                        | -                        | -                        | -                          | -                          | -                          | -                      | ...                      |
| NOT REPORTED . . . . .  | 200    | -                       | -                        | -                        | -                        | -                          | -                          | 200                        | -                      | ...                      |
| NEIGHBORHOOD SERVICES AND WISH TO MOVE <sup>3</sup>                             |        |                         |                          |                          |                          |                            |                            |                            |                        |                          |
| OWNER OCCUPIED . . . . .  |        |                         |                          |                          |                          |                            |                            |                            |                        |                          |
| WITH INADEQUATE SERVICE . . . . .   | 12 700 | 600                     | 1 000                    | 900                      | 1 300                    | 1 400                      | 2 400                      | 2 000                      | 3 100                  | 17400                    |
| HOUSEHOLD WOULD LIKE TO MOVE <sup>1</sup> . . . . .                             | 6 100  | 400                     | 600                      | 500                      | 400                      | 500                        | 1 200                      | 1 400                      | 1 200                  | 18000                    |
| BECAUSE OF PUBLIC TRANSPORTATION . . . . .                                      | 500    | -                       | 200                      | -                        | -                        | -                          | 200                        | -                          | 200                    | ...                      |
| BECAUSE OF SCHOOLS . . . . .  | 500    | -                       | 200                      | -                        | -                        | -                          | 200                        | -                          | 200                    | ...                      |
| BECAUSE OF SHOPPING . . . . .   | 200    | -                       | -                        | -                        | -                        | -                          | -                          | -                          | -                      | ...                      |
| BECAUSE OF POLICE PROTECTION . . . . .  | 300    | -                       | -                        | -                        | -                        | -                          | 200                        | -                          | 200                    | ...                      |
| BECAUSE OF FIRE PROTECTION . . . . .  | -      | -                       | -                        | -                        | -                        | -                          | -                          | -                          | -                      | ...                      |
| BECAUSE OF HOSPITALS OR HEALTH CLINICS . . . . .                                | 200    | -                       | -                        | -                        | -                        | -                          | 200                        | -                          | -                      | ...                      |
| HOUSEHOLD WOULD NOT LIKE TO MOVE . . . . .                                      | 5 700  | 400                     | 400                      | 500                      | 400                      | 500                        | 1 100                      | 1 400                      | 1 100                  | 18100                    |
| NOT REPORTED . . . . .  | -      | -                       | -                        | -                        | -                        | -                          | -                          | -                          | -                      | ...                      |
| WITH ADEQUATE SERVICE . . . . .   | 6 500  | 100                     | 400                      | 400                      | 900                      | 900                        | 1 200                      | 600                        | 1 900                  | 16700                    |
| NOT REPORTED . . . . .  | -      | -                       | -                        | -                        | -                        | -                          | -                          | -                          | -                      | ...                      |
| RENTER OCCUPIED . . . . .   |        |                         |                          |                          |                          |                            |                            |                            |                        |                          |
| WITH INADEQUATE SERVICE . . . . .   | 15 500 | 2 000                   | 800                      | 2 000                    | 2 800                    | 3 100                      | 2 000                      | 1 600                      | 900                    | 10200                    |
| HOUSEHOLD WOULD LIKE TO MOVE <sup>1</sup> . . . . .                             | 6 500  | 1 100                   | 300                      | 300                      | 1 400                    | 900                        | 1 300                      | 1 100                      | 200                    | 10800                    |
| BECAUSE OF PUBLIC TRANSPORTATION . . . . .                                      | 1 100  | 300                     | -                        | -                        | 300                      | 200                        | 200                        | 200                        | -                      | ...                      |
| BECAUSE OF SCHOOLS . . . . .  | 500    | -                       | -                        | -                        | -                        | 200                        | 200                        | -                          | -                      | ...                      |
| BECAUSE OF SHOPPING . . . . .   | -      | -                       | -                        | -                        | -                        | -                          | -                          | -                          | -                      | ...                      |
| BECAUSE OF POLICE PROTECTION . . . . .  | 600    | 200                     | -                        | -                        | 300                      | 200                        | -                          | -                          | -                      | ...                      |
| BECAUSE OF FIRE PROTECTION . . . . .  | 200    | 200                     | -                        | -                        | -                        | -                          | -                          | -                          | -                      | ...                      |
| BECAUSE OF HOSPITALS OR HEALTH CLINICS . . . . .                                | -      | -                       | -                        | -                        | -                        | -                          | -                          | -                          | -                      | ...                      |
| HOUSEHOLD WOULD NOT LIKE TO MOVE . . . . .                                      | 5 100  | 800                     | 300                      | 200                      | 1 100                    | 600                        | 1 100                      | 900                        | 200                    | 11800                    |
| NOT REPORTED . . . . .  | 300    | -                       | -                        | 200                      | -                        | 200                        | -                          | -                          | -                      | ...                      |
| NOT REPORTED . . . . .  | 200    | -                       | -                        | -                        | -                        | -                          | -                          | -                          | -                      | ...                      |
| WITH ADEQUATE SERVICE . . . . .   | 8 900  | 900                     | 500                      | 1 700                    | 1 400                    | 2 200                      | 800                        | 600                        | 800                    | 9600                     |
| NOT REPORTED . . . . .  | -      | -                       | -                        | -                        | -                        | -                          | -                          | -                          | -                      | ...                      |

<sup>1</sup> WISH TO MOVE RELATES ONLY TO RESPONDENTS' OPINION OF SPECIFIC CONDITIONS.  
<sup>2</sup> FIGURES WILL NOT ADD TO TOTAL BECAUSE MORE THAN ONE INADEQUATE SERVICE WAS REPORTED FOR THE SAME UNIT.  
<sup>3</sup> WISH TO MOVE RELATES ONLY TO RESPONDENTS' OPINION OF SPECIFIC SERVICES.

TABLE C-16. INCOME OF FAMILIES AND PRIMARY INDIVIDUALS BY SELECTED NEIGHBORHOOD CHARACTERISTICS FOR HOUSING UNITS WITH BLACK HOUSEHOLD HEAD: 1976--CONTINUED

(DATA BASED ON SAMPLE, SEE TEXT, FOR MINIMUM BASE FOR DERIVED FIGURES (PERCENT, MEDIAN, ETC.) AND MEANING OF SYMBOLS, SEE TEXT)

| STANDARD METROPOLITAN STATISTICAL AREA<br>BALTIMORE, MD.<br>NOT IN CENTRAL CITY | TOTAL  | LESS<br>THAN<br>\$3,000 | \$3,000<br>TO<br>\$4,999 | \$5,000<br>TO<br>\$6,999 | \$7,000<br>TO<br>\$9,999 | \$10,000<br>TO<br>\$14,999 | \$15,000<br>TO<br>\$19,999 | \$20,000<br>TO<br>\$24,999 | \$25,000<br>OR<br>MORE | MEDIAN<br>(DOL-<br>LARS) |
|---|--------|-------------------------|--------------------------|--------------------------|--------------------------|----------------------------|----------------------------|----------------------------|------------------------|--------------------------|
| OVERALL OPINION OF NEIGHBORHOOD   |        |                         |                          |                          |                          |                            |                            |                            |                        |                          |
| OWNER OCCUPIED . . . . .  | 12 700 | 600                     | 1 000                    | 900                      | 1 300                    | 1 400                      | 2 400                      | 2 000                      | 3 100                  | 17400                    |
| EXCELLENT . . . . .   | 5 300  | -                       | -                        | 300                      | 600                      | 900                        | 1 300                      | 100                        | 2 000                  | 18200                    |
| GOOD . . . . .  | 5 400  | 600                     | 700                      | 500                      | 500                      | 300                        | 700                        | 1 500                      | 600                    | 16200                    |
| FAIR . . . . .  | 1 600  | -                       | 100                      | 100                      | 300                      | 100                        | 300                        | -                          | 300                    | ...                      |
| POOR . . . . .  | 100    | -                       | 100                      | -                        | -                        | -                          | -                          | -                          | -                      | ...                      |
| NOT REPORTED . . . . .  | 200    | -                       | -                        | -                        | -                        | -                          | -                          | -                          | 200                    | ...                      |
| HOUSEHOLD WOULD LIKE TO MOVE . . . . .  | 1 100  | -                       | 100                      | -                        | 300                      | -                          | 200                        | 200                        | 300                    | ...                      |
| EXCELLENT . . . . .   | 200    | -                       | -                        | -                        | 200                      | -                          | -                          | -                          | -                      | ...                      |
| GOOD . . . . .  | 300    | -                       | 100                      | -                        | -                        | -                          | -                          | 200                        | -                      | ...                      |
| FAIR . . . . .  | 600    | -                       | -                        | -                        | 100                      | -                          | 200                        | -                          | 300                    | ...                      |
| POOR . . . . .  | -      | -                       | -                        | -                        | -                        | -                          | -                          | -                          | -                      | ...                      |
| NOT REPORTED . . . . .  | -      | -                       | -                        | -                        | -                        | -                          | -                          | -                          | -                      | ...                      |
| HOUSEHOLD WOULD NOT LIKE TO MOVE . . . . .                                      | 11 500 | 600                     | 900                      | 700                      | 1 100                    | 1 400                      | 2 300                      | 1 800                      | 2 800                  | 17500                    |
| EXCELLENT . . . . .   | 5 000  | -                       | -                        | 100                      | 500                      | 900                        | 1 300                      | 100                        | 2 000                  | 18700                    |
| GOOD . . . . .  | 5 100  | 600                     | 600                      | 500                      | 500                      | 300                        | 700                        | 1 400                      | 600                    | 16200                    |
| FAIR . . . . .  | 1 000  | -                       | 100                      | 100                      | 100                      | 100                        | 200                        | 300                        | -                      | ...                      |
| POOR . . . . .  | 100    | -                       | 100                      | -                        | -                        | -                          | -                          | -                          | -                      | ...                      |
| NOT REPORTED . . . . .  | 200    | -                       | -                        | -                        | -                        | -                          | -                          | -                          | 200                    | ...                      |
| NOT REPORTED . . . . .  | 100    | -                       | -                        | 100                      | -                        | -                          | -                          | -                          | -                      | ...                      |
| RENTER OCCUPIED . . . . .   | 15 500 | 2 000                   | 800                      | 2 000                    | 2 800                    | 3 100                      | 2 000                      | 1 800                      | 900                    | 10200                    |
| EXCELLENT . . . . .   | 3 700  | 300                     | 300                      | 300                      | 500                      | 900                        | 300                        | 800                        | 300                    | ...                      |
| GOOD . . . . .  | 8 400  | 1 200                   | 200                      | 900                      | 1 700                    | 1 600                      | 1 400                      | 700                        | 600                    | 10500                    |
| FAIR . . . . .  | 3 100  | 500                     | 300                      | 800                      | 600                      | 500                        | 300                        | 200                        | -                      | ...                      |
| POOR . . . . .  | -      | -                       | -                        | -                        | -                        | -                          | -                          | -                          | -                      | ...                      |
| NOT REPORTED . . . . .  | 300    | -                       | -                        | -                        | -                        | 200                        | -                          | 200                        | -                      | ...                      |
| HOUSEHOLD WOULD LIKE TO MOVE . . . . .  | 2 200  | 300                     | 300                      | 300                      | 500                      | 300                        | 300                        | -                          | 200                    | ...                      |
| EXCELLENT . . . . .   | 300    | -                       | -                        | -                        | -                        | 200                        | -                          | -                          | 200                    | ...                      |
| GOOD . . . . .  | 600    | -                       | 200                      | 200                      | 100                      | -                          | 200                        | -                          | -                      | ...                      |
| FAIR . . . . .  | 1 200  | 300                     | 200                      | 100                      | 300                      | 200                        | 200                        | -                          | -                      | ...                      |
| POOR . . . . .  | -      | -                       | -                        | -                        | -                        | -                          | -                          | -                          | -                      | ...                      |
| NOT REPORTED . . . . .  | -      | -                       | -                        | -                        | -                        | -                          | -                          | -                          | -                      | ...                      |
| HOUSEHOLD WOULD NOT LIKE TO MOVE . . . . .                                      | 13 200 | 1 700                   | 500                      | 1 700                    | 2 300                    | 2 800                      | 1 700                      | 1 700                      | 800                    | 10700                    |
| EXCELLENT . . . . .   | 3 400  | 300                     | 300                      | 300                      | 500                      | 800                        | 300                        | 800                        | 100                    | ...                      |
| GOOD . . . . .  | 7 800  | 1 200                   | -                        | 800                      | 1 600                    | 1 600                      | 1 300                      | 700                        | 600                    | 11000                    |
| FAIR . . . . .  | 1 800  | 200                     | 200                      | 600                      | 300                      | 300                        | 100                        | 200                        | -                      | ...                      |
| POOR . . . . .  | -      | -                       | -                        | -                        | -                        | -                          | -                          | -                          | -                      | ...                      |
| NOT REPORTED . . . . .  | 200    | -                       | -                        | -                        | -                        | 200                        | -                          | -                          | -                      | ...                      |
| NOT REPORTED . . . . .  | 200    | -                       | -                        | -                        | -                        | -                          | 200                        | -                          | -                      | ...                      |

TABLE C-17. VALUE OF OWNER OCCUPIED HOUSING UNITS BY OCCUPANCY AND UTILIZATION CHARACTERISTICS AND SERVICES AVAILABLE FOR HOUSING UNITS WITH BLACK HOUSEHOLD HEAD: 1976

(DATA BASED ON SAMPLE, SEE TEXT, FOR MINIMUM BASE FOR DERIVED FIGURES (PERCENT, MEDIAN, ETC.) AND MEANING OF SYMBOLS, SEE TEXT)

| STANDARD METROPOLITAN STATISTICAL AREA<br>BALTIMORE, MD.<br>NOT IN CENTRAL CITY | TOTAL  | LESS<br>THAN<br>\$10,000 | \$10,000<br>TO<br>\$19,999 | \$20,000<br>TO<br>\$24,999 | \$25,000<br>TO<br>\$29,999 | \$30,000<br>TO<br>\$34,999 | \$35,000<br>TO<br>\$39,999 | \$40,000<br>TO<br>\$49,999 | \$50,000<br>OR<br>MORE | MEDIAN<br>(DOL-<br>LARS) |
|---|--------|--------------------------|----------------------------|----------------------------|----------------------------|----------------------------|----------------------------|----------------------------|------------------------|--------------------------|
| SPECIFIED OWNER OCCUPIED <sup>1</sup> . . . . .                                 | 10 900 | 600                      | 1 500                      | 1 300                      | 700                        | 900                        | 1 400                      | 1 500                      | 2 900                  | 36300                    |
| DURATION OF OCCUPANCY   |        |                          |                            |                            |                            |                            |                            |                            |                        |                          |
| HOUSEHOLD HEAD LIVED HERE:  |        |                          |                            |                            |                            |                            |                            |                            |                        |                          |
| LESS THAN 3 MONTHS . . . . .  | 600    | -                        | 200                        | -                          | -                          | -                          | 200                        | -                          | 300                    | ...                      |
| 3 MONTHS OR LONGER . . . . .  | 10 300 | 600                      | 1 300                      | 1 300                      | 700                        | 900                        | 1 200                      | 1 500                      | 2 600                  | 35900                    |
| LIVED HERE LAST WINTER . . . . .  | 9 800  | 600                      | 1 300                      | 1 300                      | 700                        | 900                        | 1 100                      | 1 400                      | 2 400                  | 34900                    |
| CONDITION OF KITCHEN FACILITIES   |        |                          |                            |                            |                            |                            |                            |                            |                        |                          |
| WITH COMPLETE KITCHEN FACILITIES . . . . .                                      | 10 000 | 300                      | 1 200                      | 1 100                      | 700                        | 900                        | 1 400                      | 1 500                      | 2 900                  | 37900                    |
| ALL USABLE . . . . .  | 9 700  | 300                      | 1 200                      | 1 100                      | 600                        | 900                        | 1 200                      | 1 500                      | 2 900                  | 38300                    |
| 1 OR MORE NOT USABLE . . . . .  | 100    | -                        | -                          | -                          | -                          | -                          | 100                        | -                          | -                      | ...                      |
| NOT REPORTED . . . . .  | 200    | -                        | -                          | -                          | 200                        | -                          | -                          | -                          | -                      | ...                      |
| LACKING COMPLETE KITCHEN FACILITIES . . . . .                                   | 900    | 300                      | 300                        | 300                        | -                          | -                          | -                          | -                          | -                      | ...                      |
| BEDROOMS  |        |                          |                            |                            |                            |                            |                            |                            |                        |                          |
| NONE AND 1 . . . . .  | 300    | -                        | -                          | 100                        | -                          | -                          | 200                        | -                          | -                      | ...                      |
| 2 OR MORE . . . . .   | 10 600 | 600                      | 1 500                      | 1 200                      | 700                        | 900                        | 1 200                      | 1 500                      | 2 900                  | 36500                    |
| NONE LACKING PRIVACY . . . . .  | 9 400  | 400                      | 1 300                      | 900                        | 600                        | 900                        | 1 100                      | 1 500                      | 2 600                  | 37400                    |
| 1 OR MORE LACKING PRIVACY . . . . .   | 1 200  | 200                      | 200                        | 300                        | 200                        | -                          | 200                        | -                          | 300                    | ...                      |
| NOT REPORTED . . . . .  | -      | -                        | -                          | -                          | -                          | -                          | -                          | -                          | -                      | ...                      |
| 3-OR-MORE-PERSON HOUSEHOLDS . . . . .   | 7 500  | 300                      | 700                        | 800                        | 600                        | 800                        | 800                        | 1 400                      | 2 100                  | 38500                    |
| NO BEDROOMS USED BY 3 PERSONS OR MORE . . . . .                                 | 7 100  | 300                      | 600                        | 800                        | 600                        | 800                        | 600                        | 1 400                      | 2 100                  | 39300                    |
| BEDROOMS USED BY 3 PERSONS OR MORE . . . . .                                    | 300    | -                        | 200                        | -                          | -                          | -                          | 200                        | -                          | -                      | ...                      |
| 1 . . . . .   | 300    | -                        | 200                        | -                          | -                          | -                          | 200                        | -                          | -                      | ...                      |
| 2 OR MORE . . . . .   | -      | -                        | -                          | -                          | -                          | -                          | -                          | -                          | -                      | ...                      |
| BEDROOMS USED BY PERSONS 13 YEARS OF AGE OR OLDER . . . . .                     | 300    | -                        | 200                        | -                          | -                          | -                          | 200                        | -                          | -                      | ...                      |
| NO BEDROOMS USED BY PERSONS 13 YEARS OF AGE OR OLDER . . . . .                  | -      | -                        | -                          | -                          | -                          | -                          | -                          | -                          | -                      | ...                      |
| NOT REPORTED . . . . .  | -      | -                        | -                          | -                          | -                          | -                          | -                          | -                          | -                      | ...                      |
| NO BEDROOMS . . . . .   | -      | -                        | -                          | -                          | -                          | -                          | -                          | -                          | -                      | ...                      |
| NOT REPORTED . . . . .  | -      | -                        | -                          | -                          | -                          | -                          | -                          | -                          | -                      | ...                      |
| 1- AND 2-PERSON HOUSEHOLDS . . . . .  | 3 400  | 300                      | 700                        | 600                        | 100                        | 200                        | 600                        | 200                        | 800                    | ...                      |

<sup>1</sup>LIMITED TO 1-FAMILY HOMES ON LESS THAN 10 ACRES AND NO BUSINESS ON PROPERTY.

TABLE C-17. VALUE OF OWNER OCCUPIED HOUSING UNITS BY OCCUPANCY AND UTILIZATION CHARACTERISTICS AND SERVICES AVAILABLE FOR HOUSING UNITS WITH BLACK HOUSEHOLD HEAD: 1976--CONTINUED

(DATA BASED ON SAMPLE, SEE TEXT. FOR MINIMUM BASE FOR DERIVED FIGURES (PERCENT, MEDIAN, ETC.) AND MEANING OF SYMBOLS, SEE TEXT)

| STANDARD METROPOLITAN STATISTICAL AREA<br>BALTIMORE, MD.<br>NOT IN CENTRAL CITY | TOTAL  | LESS<br>THAN<br>\$10,000 | \$10,000<br>TO<br>\$19,999 | \$20,000<br>TO<br>\$24,999 | \$25,000<br>TO<br>\$29,999 | \$30,000<br>TO<br>\$34,999 | \$35,000<br>TO<br>\$39,999 | \$40,000<br>TO<br>\$49,999 | \$50,000<br>OR<br>MORE | MEDIAN<br>(DOL-<br>LARS) |
|---|--------|--------------------------|----------------------------|----------------------------|----------------------------|----------------------------|----------------------------|----------------------------|------------------------|--------------------------|
| SPECIFIED OWNER OCCUPIED <sup>1</sup> --CONTINUED                               |        |                          |                            |                            |                            |                            |                            |                            |                        |                          |
| GARBAGE COLLECTION SERVICE  |        |                          |                            |                            |                            |                            |                            |                            |                        |                          |
| WITH SERVICE . . . . .  | 10 400 | 600                      | 1 300                      | 1 200                      | 700                        | 900                        | 1 400                      | 1 500                      | 2 800                  | 36600                    |
| LESS THAN ONCE A WEEK . . . . .   | 500    | -                        | 200                        | -                          | -                          | -                          | -                          | -                          | -                      | -                        |
| ONCE A WEEK . . . . .   | 10 000 | 600                      | 1 200                      | 1 200                      | 700                        | 900                        | 1 200                      | 1 500                      | 2 600                  | 36500                    |
| TWICE A WEEK OR MORE . . . . .  | -      | -                        | -                          | -                          | -                          | -                          | -                          | -                          | -                      | -                        |
| DON'T KNOW . . . . .  | -      | -                        | -                          | -                          | -                          | -                          | -                          | -                          | -                      | -                        |
| NOT REPORTED . . . . .  | -      | -                        | -                          | -                          | -                          | -                          | -                          | -                          | -                      | -                        |
| NO SERVICE . . . . .  | 400    | -                        | 100                        | 100                        | -                          | -                          | -                          | -                          | 100                    | -                        |
| METHOD OF DISPOSAL:   |        |                          |                            |                            |                            |                            |                            |                            |                        |                          |
| INCINERATOR, TRASH CHUTE, OR COMPACTOR . . . . .                                | -      | -                        | -                          | -                          | -                          | -                          | -                          | -                          | -                      | -                        |
| GARBAGE DISPOSAL . . . . .  | -      | -                        | -                          | -                          | -                          | -                          | -                          | -                          | -                      | -                        |
| OTHER MEANS . . . . .   | 400    | -                        | 100                        | 100                        | -                          | -                          | -                          | -                          | -                      | -                        |
| NOT REPORTED . . . . .  | -      | -                        | -                          | -                          | -                          | -                          | -                          | -                          | 100                    | -                        |
| DON'T KNOW . . . . .  | -      | -                        | -                          | -                          | -                          | -                          | -                          | -                          | -                      | -                        |
| NOT REPORTED . . . . .  | -      | -                        | -                          | -                          | -                          | -                          | -                          | -                          | -                      | -                        |
| EXTERMINATOR SERVICE  |        |                          |                            |                            |                            |                            |                            |                            |                        |                          |
| OCCUPIED 3 MONTHS OR LONGER . . . . .   | 10 300 | 600                      | 1 300                      | 1 300                      | 700                        | 900                        | 1 200                      | 1 500                      | 2 600                  | 35900                    |
| NO SIGNS OF MICE OR RATS . . . . .  | 9 100  | 600                      | 1 300                      | 1 000                      | 700                        | 800                        | 900                        | 1 400                      | 2 300                  | 35300                    |
| WITH SIGNS OF MICE OR RATS . . . . .  | 1 200  | -                        | -                          | 300                        | -                          | 100                        | 300                        | 200                        | 300                    | -                        |
| REGULAR EXTERMINATION SERVICE . . . . .   | -      | -                        | -                          | -                          | -                          | -                          | -                          | -                          | -                      | -                        |
| IRREGULAR EXTERMINATION SERVICE . . . . .                                       | 200    | -                        | -                          | -                          | -                          | -                          | 200                        | -                          | -                      | -                        |
| NO EXTERMINATION SERVICE . . . . .  | 1 000  | -                        | -                          | 300                        | -                          | 100                        | 200                        | 200                        | 300                    | -                        |
| NOT REPORTED . . . . .  | -      | -                        | -                          | -                          | -                          | -                          | -                          | -                          | -                      | -                        |
| DON'T KNOW . . . . .  | -      | -                        | -                          | -                          | -                          | -                          | -                          | -                          | -                      | -                        |
| NOT REPORTED . . . . .  | -      | -                        | -                          | -                          | -                          | -                          | -                          | -                          | -                      | -                        |
| OCCUPIED LESS THAN 3 MONTHS . . . . .   | 600    | -                        | 200                        | -                          | -                          | -                          | 200                        | -                          | 300                    | -                        |

<sup>1</sup>LIMITED TO 1-FAMILY HOMES ON LESS THAN 10 ACRES AND NO BUSINESS ON PROPERTY.

TABLE C-18. VALUE OF OWNER OCCUPIED HOUSING UNITS BY DEFICIENCIES IN SELECTED STRUCTURAL CHARACTERISTICS FOR HOUSING UNITS WITH BLACK HOUSEHOLD HEAD: 1976

(DATA BASED ON SAMPLE, SEE TEXT. FOR MINIMUM BASE FOR DERIVED FIGURES (PERCENT, MEDIAN, ETC.) AND MEANING OF SYMBOLS, SEE TEXT)

| STANDARD METROPOLITAN STATISTICAL AREA<br>BALTIMORE, MD.<br>NOT IN CENTRAL CITY | TOTAL  | LESS<br>THAN<br>\$10,000 | \$10,000<br>TO<br>\$19,999 | \$20,000<br>TO<br>\$24,999 | \$25,000<br>TO<br>\$29,999 | \$30,000<br>TO<br>\$34,999 | \$35,000<br>TO<br>\$39,999 | \$40,000<br>TO<br>\$49,999 | \$50,000<br>OR<br>MORE | MEDIAN<br>(DOL-<br>LARS) |
|---|--------|--------------------------|----------------------------|----------------------------|----------------------------|----------------------------|----------------------------|----------------------------|------------------------|--------------------------|
| SPECIFIED OWNER OCCUPIED <sup>1</sup>   |        |                          |                            |                            |                            |                            |                            |                            |                        |                          |
| ELECTRIC WIRING   |        |                          |                            |                            |                            |                            |                            |                            |                        |                          |
| ALL WIRING CONCEALED IN WALLS OR METAL COVERING . . . . .                       | 10 700 | 400                      | 1 500                      | 1 300                      | 700                        | 900                        | 1 400                      | 1 500                      | 2 900                  | 36600                    |
| SOME OR ALL WIRING EXPOSED . . . . .  | 100    | 100                      | -                          | -                          | -                          | -                          | -                          | -                          | -                      | -                        |
| NOT REPORTED . . . . .  | -      | -                        | -                          | -                          | -                          | -                          | -                          | -                          | -                      | -                        |
| ELECTRIC WALL OUTLETS   |        |                          |                            |                            |                            |                            |                            |                            |                        |                          |
| WITH WORKING OUTLETS IN EACH ROOM . . . . .                                     | 10 300 | 400                      | 1 500                      | 1 200                      | 700                        | 900                        | 1 200                      | 1 500                      | 2 800                  | 36500                    |
| LACKING WORKING OUTLETS IN SOME OR ALL ROOMS . . . . .                          | 600    | 200                      | -                          | 100                        | -                          | -                          | 100                        | -                          | 100                    | -                        |
| NOT REPORTED . . . . .  | -      | -                        | -                          | -                          | -                          | -                          | -                          | -                          | -                      | -                        |
| BASEMENT  |        |                          |                            |                            |                            |                            |                            |                            |                        |                          |
| WITH BASEMENT . . . . .   | 7 100  | 300                      | 900                        | 1 100                      | 500                        | 800                        | 300                        | 1 200                      | 2 200                  | 36700                    |
| NO WATER LEAKAGE . . . . .  | 6 100  | 300                      | 600                        | 600                        | 500                        | 600                        | 200                        | 1 200                      | 2 000                  | 41400                    |
| WITH WATER LEAKAGE . . . . .  | 1 100  | -                        | 300                        | 400                        | -                          | -                          | 200                        | -                          | 200                    | -                        |
| DON'T KNOW . . . . .  | -      | -                        | -                          | -                          | -                          | -                          | -                          | -                          | -                      | -                        |
| NOT REPORTED . . . . .  | -      | -                        | -                          | -                          | -                          | -                          | -                          | -                          | -                      | -                        |
| NO BASEMENT . . . . .   | 3 800  | 300                      | 600                        | 300                        | 300                        | 200                        | 1 100                      | 300                        | 800                    | -                        |
| ROOF  |        |                          |                            |                            |                            |                            |                            |                            |                        |                          |
| NO WATER LEAKAGE . . . . .  | 9 700  | 300                      | 1 500                      | 1 300                      | 700                        | 900                        | 1 200                      | 1 400                      | 2 300                  | 35300                    |
| WITH WATER LEAKAGE . . . . .  | 1 000  | 300                      | -                          | -                          | -                          | -                          | 100                        | 100                        | 400                    | -                        |
| DON'T KNOW . . . . .  | -      | -                        | -                          | -                          | -                          | -                          | -                          | -                          | -                      | -                        |
| NOT REPORTED . . . . .  | 200    | -                        | -                          | -                          | -                          | -                          | -                          | -                          | 200                    | -                        |
| INTERIOR CEILINGS AND WALLS   |        |                          |                            |                            |                            |                            |                            |                            |                        |                          |
| OPEN CRACKS OR HOLES:   |        |                          |                            |                            |                            |                            |                            |                            |                        |                          |
| NO OPEN CRACKS OR HOLES . . . . .   | 10 100 | 400                      | 1 500                      | 1 300                      | 700                        | 800                        | 1 200                      | 1 500                      | 2 600                  | 36200                    |
| WITH OPEN CRACKS OR HOLES . . . . .   | 700    | 200                      | -                          | -                          | -                          | 200                        | 100                        | -                          | 300                    | -                        |
| NOT REPORTED . . . . .  | -      | -                        | -                          | -                          | -                          | -                          | -                          | -                          | -                      | -                        |
| BROKEN PLASTER:   |        |                          |                            |                            |                            |                            |                            |                            |                        |                          |
| NO BROKEN PLASTER . . . . .   | 10 600 | 600                      | 1 500                      | 1 300                      | 700                        | 800                        | 1 400                      | 1 500                      | 2 800                  | 36400                    |
| WITH BROKEN PLASTER . . . . .   | 300    | -                        | -                          | -                          | -                          | 200                        | -                          | -                          | 100                    | -                        |
| NOT REPORTED . . . . .  | -      | -                        | -                          | -                          | -                          | -                          | -                          | -                          | -                      | -                        |
| PEELING PAINT:  |        |                          |                            |                            |                            |                            |                            |                            |                        |                          |
| NO PEELING PAINT . . . . .  | 10 700 | 400                      | 1 500                      | 1 300                      | 700                        | 900                        | 1 400                      | 1 500                      | 2 900                  | 36600                    |
| WITH PEELING PAINT . . . . .  | 200    | 200                      | -                          | -                          | -                          | -                          | -                          | -                          | -                      | -                        |
| NOT REPORTED . . . . .  | -      | -                        | -                          | -                          | -                          | -                          | -                          | -                          | -                      | -                        |
| INTERIOR FLOORS   |        |                          |                            |                            |                            |                            |                            |                            |                        |                          |
| NO HOLES IN FLOOR . . . . .   | 10 700 | 600                      | 1 500                      | 1 300                      | 700                        | 900                        | 1 200                      | 1 500                      | 2 900                  | 36200                    |
| WITH HOLES IN FLOOR . . . . .   | -      | -                        | -                          | -                          | -                          | -                          | -                          | -                          | -                      | -                        |
| NOT REPORTED . . . . .  | 200    | -                        | -                          | -                          | -                          | -                          | 200                        | -                          | -                      | -                        |
| SELECTED STRUCTURAL DEFICIENCIES AND WISH TO MOVE                               |        |                          |                            |                            |                            |                            |                            |                            |                        |                          |
| WITH STRUCTURAL DEFICIENCIES . . . . .  | 2 400  | 400                      | 300                        | 400                        | -                          | 200                        | 300                        | 100                        | 600                    | -                        |
| HOUSEHOLD WOULD LIKE TO MOVE . . . . .  | -      | -                        | -                          | -                          | -                          | -                          | -                          | -                          | -                      | -                        |
| BECAUSE OF 1 CONDITION . . . . .  | -      | -                        | -                          | -                          | -                          | -                          | -                          | -                          | -                      | -                        |
| BECAUSE OF 2 CONDITIONS . . . . .   | -      | -                        | -                          | -                          | -                          | -                          | -                          | -                          | -                      | -                        |
| BECAUSE OF 3 OR MORE CONDITIONS . . . . .                                       | -      | -                        | -                          | -                          | -                          | -                          | -                          | -                          | -                      | -                        |
| HOUSEHOLD WOULD NOT LIKE TO MOVE . . . . .                                      | 2 400  | 400                      | 300                        | 400                        | -                          | 200                        | 300                        | 100                        | 600                    | -                        |
| NOT REPORTED . . . . .  | -      | -                        | -                          | -                          | -                          | -                          | -                          | -                          | -                      | -                        |
| NO STRUCTURAL DEFICIENCIES . . . . .  | 8 500  | 200                      | 1 200                      | 900                        | 700                        | 600                        | 1 100                      | 1 400                      | 2 300                  | 37400                    |
| NOT REPORTED . . . . .  | -      | -                        | -                          | -                          | -                          | -                          | -                          | -                          | -                      | -                        |

<sup>1</sup>LIMITED TO 1-FAMILY HOMES ON LESS THAN 10 ACRES AND NO BUSINESS ON PROPERTY.

TABLE C-18. VALUE OF OWNER OCCUPIED HOUSING UNITS BY DEFICIENCIES IN SELECTED STRUCTURAL CHARACTERISTICS FOR HOUSING UNITS WITH BLACK HOUSEHOLD HEAD: 1976--CONTINUED

(DATA BASED ON SAMPLE, SEE TEXT. FOR MINIMUM BASE FOR DERIVED FIGURES (PERCENT, MEDIAN, ETC.) AND MEANING OF SYMBOLS, SEE TEXT)

| STANDARD METROPOLITAN STATISTICAL AREA<br>BALTIMORE, MD.<br>NOT IN CENTRAL CITY | TOTAL | LESS THAN<br>\$10,000 | \$10,000 TO<br>\$19,999 | \$20,000 TO<br>\$24,999 | \$25,000 TO<br>\$29,999 | \$30,000 TO<br>\$34,999 | \$35,000 TO<br>\$39,999 | \$40,000 TO<br>\$49,999 | \$50,000 OR MORE | MEDIAN (DOLLARS) |
|---|-------|-----------------------|-------------------------|-------------------------|-------------------------|-------------------------|-------------------------|-------------------------|------------------|------------------|
| SPECIFIED OWNER OCCUPIED <sup>1</sup> --CONTINUED                               |       |                       |                         |                         |                         |                         |                         |                         |                  |                  |
| OVERALL OPINION OF STRUCTURE  |       |                       |                         |                         |                         |                         |                         |                         |                  |                  |
| EXCELLENT . . . . .   | 4 400 | -                     | 400                     | 300                     | 100                     | 500                     | 800                     | 800                     | 1 500            | 41200            |
| GOOD . . . . .  | 5 000 | 400                   | 900                     | 900                     | 300                     | 500                     | 600                     | 600                     | 800              | 29200            |
| FAIR . . . . .  | 1 200 | 100                   | -                       | 200                     | 300                     | -                       | -                       | 100                     | 500              | ...              |
| POOR . . . . .  | 100   | -                     | 100                     | -                       | -                       | -                       | -                       | -                       | -                | ...              |
| NOT REPORTED . . . . .  | 200   | -                     | -                       | -                       | -                       | -                       | -                       | -                       | 200              | ...              |

<sup>1</sup>LIMITED TO 1-FAMILY HOMES ON LESS THAN 10 ACRES AND NO BUSINESS ON PROPERTY.

TABLE C-19. VALUE OF OWNER OCCUPIED HOUSING UNITS BY FAILURES IN PLUMBING FACILITIES AND EQUIPMENT FOR HOUSING UNITS WITH BLACK HOUSEHOLD HEAD: 1976

(DATA BASED ON SAMPLE, SEE TEXT. FOR MINIMUM BASE FOR DERIVED FIGURES (PERCENT, MEDIAN, ETC.) AND MEANING OF SYMBOLS, SEE TEXT)

| STANDARD METROPOLITAN STATISTICAL AREA<br>BALTIMORE, MD.<br>NOT IN CENTRAL CITY | TOTAL | LESS THAN<br>\$10,000 | \$10,000 TO<br>\$19,999 | \$20,000 TO<br>\$24,999 | \$25,000 TO<br>\$29,999 | \$30,000 TO<br>\$34,999 | \$35,000 TO<br>\$39,999 | \$40,000 TO<br>\$49,999 | \$50,000 OR MORE | MEDIAN (DOLLARS) |
|---|-------|-----------------------|-------------------------|-------------------------|-------------------------|-------------------------|-------------------------|-------------------------|------------------|------------------|
| SPECIFIED OWNER OCCUPIED <sup>1</sup> . . . . .                                 |       |                       |                         |                         |                         |                         |                         |                         |                  |                  |
| UNITS OCCUPIED 3 MONTHS OR LONGER . . . . .                                     |       |                       |                         |                         |                         |                         |                         |                         |                  |                  |
| WATER SUPPLY  |       |                       |                         |                         |                         |                         |                         |                         |                  |                  |
| WITH PIPED WATER INSIDE STRUCTURE . . . . .                                     |       |                       |                         |                         |                         |                         |                         |                         |                  |                  |
| NO BREAKDOWNS . . . . .   | 9 700 | 300                   | 1 200                   | 1 200                   | 700                     | 900                     | 1 200                   | 1 500                   | 2 600            | 37100            |
| WITH BREAKDOWNS . . . . .   | 9 100 | 300                   | 1 200                   | 1 200                   | 700                     | 900                     | 1 100                   | 1 500                   | 2 200            | 36000            |
| UNUSABLE 6 CONSECUTIVE HOURS OR LONGER:   | 600   | -                     | -                       | -                       | -                       | -                       | 100                     | -                       | -                | 400              |
| 1 TIME . . . . .  | 400   | -                     | -                       | -                       | -                       | -                       | -                       | -                       | -                | ...              |
| 2 TIMES . . . . .   | -     | -                     | -                       | -                       | -                       | -                       | -                       | -                       | -                | ...              |
| 3 TIMES OR MORE . . . . .   | 100   | -                     | -                       | -                       | -                       | -                       | 100                     | -                       | -                | ...              |
| NOT REPORTED . . . . .  | -     | -                     | -                       | -                       | -                       | -                       | -                       | -                       | -                | ...              |
| DON'T KNOW . . . . .  | -     | -                     | -                       | -                       | -                       | -                       | -                       | -                       | -                | ...              |
| NOT REPORTED . . . . .  | -     | -                     | -                       | -                       | -                       | -                       | -                       | -                       | -                | ...              |
| REASON FOR BREAKDOWN:   |       |                       |                         |                         |                         |                         |                         |                         |                  |                  |
| PROBLEMS INSIDE BUILDING . . . . .  | -     | -                     | -                       | -                       | -                       | -                       | -                       | -                       | -                | ...              |
| PROBLEMS OUTSIDE BUILDING . . . . .   | 600   | -                     | -                       | -                       | -                       | -                       | 100                     | -                       | 400              | ...              |
| NOT REPORTED . . . . .  | -     | -                     | -                       | -                       | -                       | -                       | -                       | -                       | -                | ...              |
| NO PIPED WATER INSIDE STRUCTURE . . . . .                                       | 600   | 300                   | 100                     | 100                     | -                       | -                       | -                       | -                       | -                | ...              |
| SEWAGE DISPOSAL   |       |                       |                         |                         |                         |                         |                         |                         |                  |                  |
| WITH PUBLIC SEWER, SEPTIC TANK, OR CESSPOOL . . . . .                           |       |                       |                         |                         |                         |                         |                         |                         |                  |                  |
| NO BREAKDOWNS . . . . .   | 9 200 | 100                   | 1 000                   | 1 100                   | 700                     | 900                     | 1 200                   | 1 500                   | 2 600            | 38000            |
| WITH BREAKDOWNS . . . . .   | 9 200 | 100                   | 1 000                   | 1 100                   | 700                     | 900                     | 1 200                   | 1 500                   | 2 600            | 38000            |
| UNUSABLE 6 CONSECUTIVE HOURS OR LONGER:   | -     | -                     | -                       | -                       | -                       | -                       | -                       | -                       | -                | ...              |
| 1 TIME . . . . .  | -     | -                     | -                       | -                       | -                       | -                       | -                       | -                       | -                | ...              |
| 2 TIMES . . . . .   | -     | -                     | -                       | -                       | -                       | -                       | -                       | -                       | -                | ...              |
| 3 TIMES OR MORE . . . . .   | -     | -                     | -                       | -                       | -                       | -                       | -                       | -                       | -                | ...              |
| NOT REPORTED . . . . .  | -     | -                     | -                       | -                       | -                       | -                       | -                       | -                       | -                | ...              |
| DON'T KNOW . . . . .  | -     | -                     | -                       | -                       | -                       | -                       | -                       | -                       | -                | ...              |
| NOT REPORTED . . . . .  | -     | -                     | -                       | -                       | -                       | -                       | -                       | -                       | -                | ...              |
| WITH CHEMICAL TOILET, PRIVY, OR OTHER MEANS . . . . .                           | 1 000 | 400                   | 300                     | 300                     | -                       | -                       | -                       | -                       | -                | ...              |
| FLUSH TOILET  |       |                       |                         |                         |                         |                         |                         |                         |                  |                  |
| WITH ALL PLUMBING FACILITIES . . . . .  |       |                       |                         |                         |                         |                         |                         |                         |                  |                  |
| WITH ONLY 1 FLUSH TOILET . . . . .  | 9 100 | 100                   | 1 000                   | 1 100                   | 700                     | 900                     | 1 200                   | 1 500                   | 2 500            | 37700            |
| NO BREAKDOWNS IN FLUSH TOILET . . . . .   | 5 200 | 100                   | 900                     | 900                     | 400                     | 500                     | 400                     | 900                     | 1 100            | 32700            |
| WITH BREAKDOWNS IN FLUSH TOILET . . . . .                                       | 4 900 | 100                   | 900                     | 900                     | 400                     | 500                     | 400                     | 900                     | 700              | 31000            |
| UNUSABLE 6 CONSECUTIVE HOURS OR LONGER:   | 300   | -                     | -                       | -                       | -                       | -                       | -                       | -                       | 300              | ...              |
| 1 TIME . . . . .  | 300   | -                     | -                       | -                       | -                       | -                       | -                       | -                       | -                | ...              |
| 2 TIMES . . . . .   | -     | -                     | -                       | -                       | -                       | -                       | -                       | -                       | -                | ...              |
| 3 TIMES . . . . .   | -     | -                     | -                       | -                       | -                       | -                       | -                       | -                       | -                | ...              |
| 4 TIMES OR MORE . . . . .   | -     | -                     | -                       | -                       | -                       | -                       | -                       | -                       | -                | ...              |
| NOT REPORTED . . . . .  | -     | -                     | -                       | -                       | -                       | -                       | -                       | -                       | -                | ...              |
| DON'T KNOW . . . . .  | -     | -                     | -                       | -                       | -                       | -                       | -                       | -                       | -                | ...              |
| NOT REPORTED . . . . .  | -     | -                     | -                       | -                       | -                       | -                       | -                       | -                       | -                | ...              |
| REASON FOR BREAKDOWN:   |       |                       |                         |                         |                         |                         |                         |                         |                  |                  |
| PROBLEMS INSIDE BUILDING . . . . .  | -     | -                     | -                       | -                       | -                       | -                       | -                       | -                       | -                | ...              |
| PROBLEMS OUTSIDE BUILDING . . . . .   | 300   | -                     | -                       | -                       | -                       | -                       | -                       | -                       | 300              | ...              |
| NOT REPORTED . . . . .  | -     | -                     | -                       | -                       | -                       | -                       | -                       | -                       | -                | ...              |
| LACKING SOME OR ALL PLUMBING FACILITIES . . . . .                               | 1 200 | 400                   | 300                     | 300                     | -                       | -                       | -                       | -                       | 100              | ...              |
| ELECTRIC FUSE BLOWOUTS  |       |                       |                         |                         |                         |                         |                         |                         |                  |                  |
| NO FUSE OR SWITCH BLOWOUTS . . . . .  |       |                       |                         |                         |                         |                         |                         |                         |                  |                  |
| WITH FUSE OR SWITCH BLOWOUTS . . . . .  | 9 500 | 600                   | 1 300                   | 1 300                   | 600                     | 800                     | 1 200                   | 1 200                   | 2 400            | 35500            |
| 1 TIME . . . . .  | 800   | -                     | -                       | -                       | 100                     | 200                     | -                       | 300                     | 200              | ...              |
| 2 TIMES . . . . .   | 600   | -                     | -                       | -                       | 100                     | 200                     | -                       | 300                     | -                | ...              |
| 3 TIMES OR MORE . . . . .   | 200   | -                     | -                       | -                       | -                       | -                       | -                       | -                       | 200              | ...              |
| NOT REPORTED . . . . .  | -     | -                     | -                       | -                       | -                       | -                       | -                       | -                       | -                | ...              |
| DON'T KNOW . . . . .  | -     | -                     | -                       | -                       | -                       | -                       | -                       | -                       | -                | ...              |
| NOT REPORTED . . . . .  | -     | -                     | -                       | -                       | -                       | -                       | -                       | -                       | -                | ...              |
| UNITS OCCUPIED LAST WINTER . . . . .  |       |                       |                         |                         |                         |                         |                         |                         |                  |                  |
| HEATING EQUIPMENT   |       |                       |                         |                         |                         |                         |                         |                         |                  |                  |
| WITH HEATING EQUIPMENT . . . . .  |       |                       |                         |                         |                         |                         |                         |                         |                  |                  |
| NO BREAKDOWNS . . . . .   | 9 800 | 600                   | 1 300                   | 1 300                   | 700                     | 900                     | 1 100                   | 1 400                   | 2 400            | 34900            |
| WITH BREAKDOWNS . . . . .   | 9 300 | 600                   | 1 300                   | 1 300                   | 700                     | 900                     | 800                     | 1 200                   | 2 400            | 33700            |
| 1 TIME . . . . .  | 400   | -                     | -                       | -                       | -                       | -                       | 300                     | 100                     | -                | ...              |
| 2 TIMES . . . . .   | 100   | -                     | -                       | -                       | -                       | -                       | -                       | 100                     | -                | ...              |
| 3 TIMES . . . . .   | -     | -                     | -                       | -                       | -                       | -                       | -                       | -                       | -                | ...              |
| 4 TIMES OR MORE . . . . .   | 300   | -                     | -                       | -                       | -                       | -                       | 300                     | -                       | -                | ...              |
| NOT REPORTED . . . . .  | -     | -                     | -                       | -                       | -                       | -                       | -                       | -                       | -                | ...              |
| DON'T KNOW . . . . .  | -     | -                     | -                       | -                       | -                       | -                       | -                       | -                       | -                | ...              |
| NOT REPORTED . . . . .  | -     | -                     | -                       | -                       | -                       | -                       | -                       | -                       | -                | ...              |
| NO HEATING EQUIPMENT . . . . .  | -     | -                     | -                       | -                       | -                       | -                       | -                       | -                       | -                | ...              |

<sup>1</sup>LIMITED TO 1-FAMILY HOMES ON LESS THAN 10 ACRES AND NO BUSINESS ON PROPERTY.

TABLE C-19. VALUE OF OWNER OCCUPIED HOUSING UNITS BY FAILURES IN PLUMBING FACILITIES AND EQUIPMENT FOR HOUSING UNITS WITH BLACK HOUSEHOLD HEAD: 1976--CONTINUED

(DATA BASED ON SAMPLE, SEE TEXT, FOR MINIMUM BASE FOR DERIVED FIGURES (PERCENT, MEDIAN, ETC.) AND MEANING OF SYMBOLS, SEE TEXT)

| STANDARD METROPOLITAN STATISTICAL AREA<br>BALTIMORE, MD.<br>NOT IN CENTRAL CITY | TOTAL | LESS<br>THAN<br>\$10,000 | \$10,000<br>TO<br>\$19,999 | \$20,000<br>TO<br>\$24,999 | \$25,000<br>TO<br>\$29,999 | \$30,000<br>TO<br>\$34,999 | \$35,000<br>TO<br>\$39,999 | \$40,000<br>TO<br>\$49,999 | \$50,000<br>OR<br>MORE | MEDIAN<br>(DOL-<br>LARS) |
|---|-------|--------------------------|----------------------------|----------------------------|----------------------------|----------------------------|----------------------------|----------------------------|------------------------|--------------------------|
| SPECIFIED OWNER OCCUPIED <sup>1</sup> --CONTINUED                               |       |                          |                            |                            |                            |                            |                            |                            |                        |                          |
| UNITS OCCUPIED LAST WINTER--CONTINUED   |       |                          |                            |                            |                            |                            |                            |                            |                        |                          |
| INSUFFICIENT HEAT   |       |                          |                            |                            |                            |                            |                            |                            |                        |                          |
| ADDITIONAL HEAT SOURCE:   |       |                          |                            |                            |                            |                            |                            |                            |                        |                          |
| WITH SPECIFIED HEATING EQUIPMENT <sup>2</sup> :                                 |       |                          |                            |                            |                            |                            |                            |                            |                        |                          |
| NO ADDITIONAL HEAT SOURCE USED:   | 9 500 | 400                      | 1 300                      | 1 200                      | 700                        | 900                        | 1 100                      | 1 400                      | 2 400                  | 35600                    |
| USED KITCHEN STOVE, FIREPLACE,<br>OR PORTABLE HEATER:                           | 8 100 | 100                      | 1 200                      | 1 100                      | 700                        | 800                        | 800                        | 1 200                      | 2 300                  | 36300                    |
| NOT REPORTED:   | 1 400 | 300                      | 200                        | 100                        | -                          | 200                        | 300                        | 200                        | 200                    | ...                      |
| LACKING SPECIFIED HEATING EQUIPMENT OR NONE:                                    | 300   | 200                      | -                          | 100                        | -                          | -                          | -                          | -                          | -                      | ...                      |
| ROOMS LACKING SPECIFIED HEAT SOURCE:  |       |                          |                            |                            |                            |                            |                            |                            |                        |                          |
| WITH SPECIFIED HEATING EQUIPMENT <sup>2</sup> :                                 | 9 500 | 400                      | 1 300                      | 1 200                      | 700                        | 900                        | 1 100                      | 1 400                      | 2 400                  | 35600                    |
| NO ROOMS LACKING AIR DUCTS, REGISTERS,<br>RADIATORS, OR HEATERS:                | 8 100 | 300                      | 1 000                      | 1 100                      | 700                        | 800                        | 900                        | 1 400                      | 2 000                  | 36100                    |
| ROOMS LACKING AIR DUCTS, REGISTERS, RADIATORS,<br>OR HEATERS:                   | 1 300 | 100                      | 300                        | 100                        | -                          | 200                        | 200                        | -                          | 400                    | ...                      |
| 1 ROOM:   | 500   | -                        | 200                        | -                          | -                          | -                          | 200                        | -                          | 200                    | ...                      |
| 2 ROOMS:  | -     | -                        | -                          | -                          | -                          | -                          | -                          | -                          | -                      | ...                      |
| 3 ROOMS OR MORE:  | 900   | 100                      | 100                        | 100                        | -                          | 200                        | -                          | -                          | 300                    | ...                      |
| NOT REPORTED:   | 300   | 200                      | -                          | 100                        | -                          | -                          | -                          | -                          | -                      | ...                      |
| LACKING SPECIFIED HEATING EQUIPMENT OR NONE:                                    | 300   | 200                      | -                          | 100                        | -                          | -                          | -                          | -                          | -                      | ...                      |
| CLOSURE OF ROOMS:   |       |                          |                            |                            |                            |                            |                            |                            |                        |                          |
| WITH HEATING EQUIPMENT:   | 9 800 | 600                      | 1 300                      | 1 300                      | 700                        | 900                        | 1 100                      | 1 400                      | 2 400                  | 34900                    |
| NO ROOMS CLOSED:  | 9 200 | 400                      | 1 300                      | 1 300                      | 700                        | 800                        | 900                        | 1 400                      | 2 300                  | 34800                    |
| CLOSED CERTAIN ROOMS:   | 600   | 100                      | -                          | -                          | -                          | 200                        | 200                        | -                          | 200                    | ...                      |
| LIVING ROOM ONLY:   | -     | -                        | -                          | -                          | -                          | -                          | -                          | -                          | -                      | ...                      |
| DINING ROOM ONLY:   | -     | -                        | -                          | -                          | -                          | -                          | -                          | -                          | -                      | ...                      |
| 1 OR MORE BEDROOMS ONLY:  | 300   | -                        | -                          | -                          | -                          | -                          | 200                        | -                          | 200                    | ...                      |
| OTHER ROOMS OR COMBINATION:   | 300   | 100                      | -                          | -                          | -                          | 200                        | -                          | -                          | -                      | ...                      |
| NOT REPORTED:   | -     | -                        | -                          | -                          | -                          | -                          | -                          | -                          | -                      | ...                      |
| NO HEATING EQUIPMENT:   | -     | -                        | -                          | -                          | -                          | -                          | -                          | -                          | -                      | ...                      |

<sup>1</sup> LIMITED TO 1-FAMILY HOMES ON LESS THAN 10 ACRES AND NO BUSINESS ON PROPERTY.  
<sup>2</sup> EXCLUDES ROOM HEATERS WITHOUT FLUE OR VENT, FIREPLACES, STOVES, AND PORTABLE HEATERS.

TABLE C-20. VALUE OF OWNER OCCUPIED HOUSING UNITS BY SELECTED NEIGHBORHOOD CHARACTERISTICS FOR HOUSING UNITS WITH BLACK HOUSEHOLD HEAD: 1976

(DATA BASED ON SAMPLE, SEE TEXT, FOR MINIMUM BASE FOR DERIVED FIGURES (PERCENT, MEDIAN, ETC.) AND MEANING OF SYMBOLS, SEE TEXT)

| STANDARD METROPOLITAN STATISTICAL AREA<br>BALTIMORE, MD.<br>NOT IN CENTRAL CITY | TOTAL  | LESS<br>THAN<br>\$10,000 | \$10,000<br>TO<br>\$19,999 | \$20,000<br>TO<br>\$24,999 | \$25,000<br>TO<br>\$29,999 | \$30,000<br>TO<br>\$34,999 | \$35,000<br>TO<br>\$39,999 | \$40,000<br>TO<br>\$49,999 | \$50,000<br>OR<br>MORE | MEDIAN<br>(DOL-<br>LARS) |
|---|--------|--------------------------|----------------------------|----------------------------|----------------------------|----------------------------|----------------------------|----------------------------|------------------------|--------------------------|
| SPECIFIED OWNER OCCUPIED <sup>1</sup>   | 10 900 | 600                      | 1 500                      | 1 300                      | 700                        | 900                        | 1 400                      | 1 500                      | 2 900                  | 36300                    |
| NEIGHBORHOOD CONDITIONS AND WISH TO MOVE <sup>2</sup>                           |        |                          |                            |                            |                            |                            |                            |                            |                        |                          |
| NO STREET OR HIGHWAY NOISE:   | 7 000  | 300                      | 700                        | 900                        | 600                        | 600                        | 1 200                      | 1 000                      | 1 500                  | 36400                    |
| WITH STREET OR HIGHWAY NOISE:   | 3 900  | 300                      | 700                        | 400                        | 200                        | 300                        | 200                        | 500                        | 1 400                  | 36200                    |
| BOTHERSOME TO RESPONDENT:   | 1 200  | 100                      | -                          | 200                        | 200                        | -                          | -                          | 200                        | 600                    | ...                      |
| WOULD LIKE TO MOVE:   | 300    | -                        | -                          | -                          | 200                        | -                          | -                          | -                          | 200                    | ...                      |
| WOULD NOT LIKE TO MOVE:   | 900    | 100                      | -                          | 200                        | -                          | -                          | -                          | 200                        | 500                    | ...                      |
| NOT REPORTED:   | -      | -                        | -                          | -                          | -                          | -                          | -                          | -                          | -                      | ...                      |
| NOT BOTHERSOME TO RESPONDENT:   | 2 700  | 200                      | 700                        | 300                        | -                          | 300                        | 200                        | 300                        | 700                    | ...                      |
| NOT REPORTED:   | -      | -                        | -                          | -                          | -                          | -                          | -                          | -                          | -                      | ...                      |
| NOT REPORTED:   | -      | -                        | -                          | -                          | -                          | -                          | -                          | -                          | -                      | ...                      |
| NO AIRPLANE TRAFFIC NOISE:  | 7 400  | 200                      | 1 300                      | 700                        | 600                        | 500                        | 1 100                      | 1 400                      | 1 700                  | 37000                    |
| WITH AIRPLANE TRAFFIC NOISE:  | 3 400  | 400                      | 100                        | 600                        | 100                        | 500                        | 300                        | 100                        | 1 200                  | ...                      |
| BOTHERSOME TO RESPONDENT:   | 600    | 100                      | -                          | 200                        | -                          | -                          | -                          | -                          | 300                    | ...                      |
| WOULD LIKE TO MOVE:   | 100    | 100                      | -                          | -                          | -                          | -                          | -                          | -                          | -                      | ...                      |
| WOULD NOT LIKE TO MOVE:   | 500    | -                        | -                          | 200                        | -                          | -                          | -                          | -                          | 300                    | ...                      |
| NOT REPORTED:   | -      | -                        | -                          | -                          | -                          | -                          | -                          | -                          | -                      | ...                      |
| NOT BOTHERSOME TO RESPONDENT:   | 2 800  | 300                      | 100                        | 400                        | 100                        | 500                        | 300                        | 100                        | 900                    | ...                      |
| NOT REPORTED:   | -      | -                        | -                          | -                          | -                          | -                          | -                          | -                          | -                      | ...                      |
| NOT REPORTED:   | -      | -                        | -                          | -                          | -                          | -                          | -                          | -                          | -                      | ...                      |
| NO HEAVY TRAFFIC:   | 7 600  | 200                      | 900                        | 600                        | 700                        | 900                        | 1 200                      | 1 400                      | 1 700                  | 37000                    |
| WITH HEAVY TRAFFIC:   | 3 300  | 400                      | 600                        | 700                        | -                          | -                          | 200                        | 200                        | 1 200                  | ...                      |
| BOTHERSOME TO RESPONDENT:   | 900    | 100                      | 100                        | 200                        | -                          | -                          | -                          | -                          | 500                    | ...                      |
| WOULD LIKE TO MOVE:   | 300    | -                        | -                          | -                          | -                          | -                          | -                          | -                          | 300                    | ...                      |
| WOULD NOT LIKE TO MOVE:   | 600    | 100                      | 100                        | 200                        | -                          | -                          | -                          | -                          | 200                    | ...                      |
| NOT REPORTED:   | -      | -                        | -                          | -                          | -                          | -                          | -                          | -                          | -                      | ...                      |
| NOT BOTHERSOME TO RESPONDENT:   | 2 400  | 300                      | 500                        | 600                        | -                          | -                          | 200                        | 200                        | 700                    | ...                      |
| NOT REPORTED:   | -      | -                        | -                          | -                          | -                          | -                          | -                          | -                          | -                      | ...                      |
| NOT REPORTED:   | -      | -                        | -                          | -                          | -                          | -                          | -                          | -                          | -                      | ...                      |
| NO STREETS IN NEED OF REPAIR:   | 7 800  | 400                      | 1 000                      | 700                        | 500                        | 500                        | 900                        | 1 500                      | 2 300                  | 36400                    |
| WITH STREETS IN NEED OF REPAIR:   | 3 000  | 200                      | 500                        | 600                        | 300                        | 500                        | 500                        | -                          | 600                    | ...                      |
| BOTHERSOME TO RESPONDENT:   | 2 000  | -                        | 200                        | 600                        | 200                        | 300                        | 500                        | -                          | 300                    | ...                      |
| WOULD LIKE TO MOVE:   | 200    | -                        | -                          | -                          | 200                        | -                          | -                          | -                          | -                      | ...                      |
| WOULD NOT LIKE TO MOVE:   | 1 800  | -                        | 200                        | 600                        | -                          | 300                        | 500                        | -                          | 300                    | ...                      |
| NOT REPORTED:   | -      | -                        | -                          | -                          | -                          | -                          | -                          | -                          | -                      | ...                      |
| NOT BOTHERSOME TO RESPONDENT:   | 1 000  | 200                      | 300                        | -                          | 100                        | 200                        | -                          | -                          | 300                    | ...                      |
| NOT REPORTED:   | -      | -                        | -                          | -                          | -                          | -                          | -                          | -                          | -                      | ...                      |
| NOT REPORTED:   | -      | -                        | -                          | -                          | -                          | -                          | -                          | -                          | -                      | ...                      |
| NO ROADS IMPASSABLE:  | 8 000  | 400                      | 1 300                      | 900                        | 500                        | 300                        | 1 100                      | 1 400                      | 2 200                  | 37800                    |
| WITH ROADS IMPASSABLE:  | 2 900  | 200                      | 100                        | 400                        | 300                        | 600                        | 300                        | 200                        | 700                    | ...                      |
| BOTHERSOME TO RESPONDENT:   | 1 600  | -                        | 100                        | 300                        | 200                        | 300                        | 300                        | -                          | 400                    | ...                      |
| WOULD LIKE TO MOVE:   | 300    | -                        | -                          | -                          | 200                        | -                          | -                          | -                          | 100                    | ...                      |
| WOULD NOT LIKE TO MOVE:   | 1 400  | -                        | 100                        | 300                        | -                          | 300                        | 300                        | -                          | 300                    | ...                      |
| NOT REPORTED:   | -      | -                        | -                          | -                          | -                          | -                          | -                          | -                          | -                      | ...                      |
| NOT BOTHERSOME TO RESPONDENT:   | 1 100  | 200                      | -                          | 200                        | -                          | 300                        | -                          | 200                        | 300                    | ...                      |
| NOT REPORTED:   | 100    | -                        | -                          | -                          | 100                        | -                          | -                          | -                          | -                      | ...                      |
| NOT REPORTED:   | -      | -                        | -                          | -                          | -                          | -                          | -                          | -                          | -                      | ...                      |

<sup>1</sup> LIMITED TO 1-FAMILY HOMES ON LESS THAN 10 ACRES AND NO BUSINESS ON PROPERTY.  
<sup>2</sup> WISH TO MOVE RELATES ONLY TO RESPONDENTS' OPINION OF SPECIFIC CONDITIONS.

TABLE C-20. VALUE OF OWNER OCCUPIED HOUSING UNITS BY SELECTED NEIGHBORHOOD CHARACTERISTICS FOR HOUSING UNITS WITH BLACK HOUSEHOLD HEAD: 1976--CONTINUED

(DATA BASED ON SAMPLE, SEE TEXT, FOR MINIMUM BASE FOR DERIVED FIGURES (PERCENT, MEDIAN, ETC.) AND MEANING OF SYMBOLS, SEE TEXT)

| STANDARD METROPOLITAN STATISTICAL AREA<br>BALTIMORE, MD.<br>NOT IN CENTRAL CITY | TOTAL  | LESS<br>THAN<br>\$10,000 | \$10,000<br>TO<br>\$19,999 | \$20,000<br>TO<br>\$24,999 | \$25,000<br>TO<br>\$29,999 | \$30,000<br>TO<br>\$34,999 | \$35,000<br>TO<br>\$39,999 | \$40,000<br>TO<br>\$49,999 | \$50,000<br>OR<br>MORE | MEDIAN<br>(DOL-<br>LARS) |
|---|--------|--------------------------|----------------------------|----------------------------|----------------------------|----------------------------|----------------------------|----------------------------|------------------------|--------------------------|
| SPECIFIED OWNER OCCUPIED <sup>1</sup> --CON.                                    |        |                          |                            |                            |                            |                            |                            |                            |                        |                          |
| NEIGHBORHOOD CONDITIONS AND WISH TO MOVE <sup>2</sup> --CON.                    |        |                          |                            |                            |                            |                            |                            |                            |                        |                          |
| NO OCCUPIED HOUSING IN RUNDOWN CONDITION. . . . .                               | 10 100 | 600                      | 1 300                      | 1 000                      | 600                        | 900                        | 1 400                      | 1 500                      | 2 800                  | 37200                    |
| WITH OCCUPIED HOUSING IN RUNDOWN CONDITION. . . . .                             | 700    | -                        | 200                        | 300                        | 200                        | -                          | -                          | -                          | 100                    | ...                      |
| BOTHERSOME TO RESPONDENT. . . . .   | 300    | -                        | -                          | -                          | 200                        | -                          | -                          | -                          | 100                    | ...                      |
| WOULD LIKE TO MOVE. . . . .   | 300    | -                        | -                          | -                          | 200                        | -                          | -                          | -                          | 100                    | ...                      |
| WOULD NOT LIKE TO MOVE. . . . .   | -      | -                        | -                          | -                          | -                          | -                          | -                          | -                          | -                      | ...                      |
| NOT REPORTED. . . . .   | -      | -                        | -                          | -                          | -                          | -                          | -                          | -                          | -                      | ...                      |
| NOT BOTHERSOME TO RESPONDENT. . . . .   | 400    | -                        | 200                        | 300                        | -                          | -                          | -                          | -                          | -                      | ...                      |
| NOT REPORTED. . . . .   | -      | -                        | -                          | -                          | -                          | -                          | -                          | -                          | -                      | ...                      |
| NO COMMERCIAL OR NONRESIDENTIAL ACTIVITIES. . . . .                             | 9 800  | 300                      | 1 300                      | 1 300                      | 600                        | 900                        | 1 200                      | 1 500                      | 2 600                  | 36700                    |
| WITH COMMERCIAL OR NONRESIDENTIAL ACTIVITIES. . . . .                           | 1 000  | 300                      | 100                        | -                          | 100                        | -                          | -                          | -                          | 300                    | ...                      |
| BOTHERSOME TO RESPONDENT. . . . .   | -      | -                        | -                          | -                          | -                          | -                          | -                          | -                          | -                      | ...                      |
| WOULD LIKE TO MOVE. . . . .   | -      | -                        | -                          | -                          | -                          | -                          | -                          | -                          | -                      | ...                      |
| WOULD NOT LIKE TO MOVE. . . . .   | -      | -                        | -                          | -                          | -                          | -                          | -                          | -                          | -                      | ...                      |
| NOT REPORTED. . . . .   | -      | -                        | -                          | -                          | -                          | -                          | -                          | -                          | -                      | ...                      |
| NOT BOTHERSOME TO RESPONDENT. . . . .   | 1 000  | 300                      | 100                        | -                          | 100                        | -                          | 200                        | -                          | 300                    | ...                      |
| NOT REPORTED. . . . .   | -      | -                        | -                          | -                          | -                          | -                          | -                          | -                          | -                      | ...                      |
| NO ODORS, SMOKE, OR GAS. . . . .  | 9 800  | 400                      | 1 500                      | 1 200                      | 600                        | 800                        | 1 400                      | 1 500                      | 2 500                  | 36600                    |
| WITH ODORS, SMOKE, OR GAS. . . . .  | 1 100  | 100                      | -                          | 200                        | 200                        | 200                        | -                          | -                          | 500                    | ...                      |
| BOTHERSOME TO RESPONDENT. . . . .   | 800    | -                        | -                          | 200                        | 200                        | -                          | -                          | -                          | 500                    | ...                      |
| WOULD LIKE TO MOVE. . . . .   | 300    | -                        | -                          | 200                        | 200                        | -                          | -                          | -                          | 100                    | ...                      |
| WOULD NOT LIKE TO MOVE. . . . .   | 500    | -                        | -                          | 200                        | -                          | -                          | -                          | -                          | 300                    | ...                      |
| NOT REPORTED. . . . .   | -      | -                        | -                          | -                          | -                          | -                          | -                          | -                          | -                      | ...                      |
| NOT BOTHERSOME TO RESPONDENT. . . . .   | 300    | 100                      | -                          | -                          | -                          | 200                        | -                          | -                          | -                      | ...                      |
| NOT REPORTED. . . . .   | -      | -                        | -                          | -                          | -                          | -                          | -                          | -                          | -                      | ...                      |
| NOT REPORTED. . . . .   | -      | -                        | -                          | -                          | -                          | -                          | -                          | -                          | -                      | ...                      |
| ADEQUATE STREET LIGHTS. . . . .   | 8 600  | 400                      | 900                        | 1 000                      | 600                        | 500                        | 1 400                      | 1 400                      | 2 400                  | 38200                    |
| INADEQUATE STREET LIGHTS. . . . .   | 2 300  | 100                      | 600                        | 300                        | 100                        | 500                        | -                          | 200                        | 500                    | ...                      |
| BOTHERSOME TO RESPONDENT. . . . .   | 1 100  | 100                      | 300                        | 200                        | -                          | 200                        | -                          | -                          | 300                    | ...                      |
| WOULD LIKE TO MOVE. . . . .   | 200    | -                        | 200                        | -                          | -                          | -                          | -                          | -                          | -                      | ...                      |
| WOULD NOT LIKE TO MOVE. . . . .   | 900    | 100                      | 200                        | 200                        | -                          | 200                        | -                          | -                          | 300                    | ...                      |
| NOT REPORTED. . . . .   | -      | -                        | -                          | -                          | -                          | -                          | -                          | -                          | -                      | ...                      |
| NOT BOTHERSOME TO RESPONDENT. . . . .   | 1 200  | -                        | 300                        | 100                        | 100                        | 300                        | -                          | 200                        | 200                    | ...                      |
| NOT REPORTED. . . . .   | -      | -                        | -                          | -                          | -                          | -                          | -                          | -                          | -                      | ...                      |
| NOT REPORTED. . . . .   | -      | -                        | -                          | -                          | -                          | -                          | -                          | -                          | -                      | ...                      |
| NO NEIGHBORHOOD CRIME. . . . .  | 9 200  | 600                      | 1 300                      | 900                        | 700                        | 900                        | 900                        | 1 400                      | 2 500                  | 35700                    |
| WITH NEIGHBORHOOD CRIME. . . . .  | 1 700  | -                        | 200                        | 400                        | 400                        | -                          | 500                        | 200                        | 400                    | ...                      |
| BOTHERSOME TO RESPONDENT. . . . .   | 900    | -                        | 200                        | 300                        | -                          | -                          | 300                        | 200                        | -                      | ...                      |
| WOULD LIKE TO MOVE. . . . .   | -      | -                        | -                          | -                          | -                          | -                          | -                          | -                          | -                      | ...                      |
| WOULD NOT LIKE TO MOVE. . . . .   | 900    | -                        | 200                        | 300                        | -                          | -                          | 300                        | 200                        | -                      | ...                      |
| NOT REPORTED. . . . .   | -      | -                        | -                          | -                          | -                          | -                          | -                          | -                          | -                      | ...                      |
| NOT BOTHERSOME TO RESPONDENT. . . . .   | 700    | -                        | -                          | 100                        | -                          | -                          | 200                        | -                          | 400                    | ...                      |
| NOT REPORTED. . . . .   | -      | -                        | -                          | -                          | -                          | -                          | -                          | -                          | -                      | ...                      |
| NOT REPORTED. . . . .   | -      | -                        | -                          | -                          | -                          | -                          | -                          | -                          | -                      | ...                      |
| NO TRASH, LITTER, OR JUNK. . . . .  | 8 900  | 300                      | 1 200                      | 1 000                      | 600                        | 900                        | 1 100                      | 1 400                      | 2 500                  | 37100                    |
| WITH TRASH, LITTER, OR JUNK. . . . .  | 1 900  | 300                      | 300                        | 300                        | 100                        | -                          | 300                        | 200                        | 400                    | ...                      |
| BOTHERSOME TO RESPONDENT. . . . .   | 1 100  | 100                      | -                          | 200                        | -                          | -                          | 300                        | 200                        | 300                    | ...                      |
| WOULD LIKE TO MOVE. . . . .   | 100    | -                        | -                          | -                          | -                          | -                          | -                          | -                          | 100                    | ...                      |
| WOULD NOT LIKE TO MOVE. . . . .   | 900    | 100                      | -                          | 200                        | -                          | -                          | 300                        | 200                        | 200                    | ...                      |
| NOT REPORTED. . . . .   | -      | -                        | -                          | -                          | -                          | -                          | -                          | -                          | -                      | ...                      |
| NOT BOTHERSOME TO RESPONDENT. . . . .   | 700    | 200                      | 300                        | 100                        | -                          | -                          | -                          | -                          | 100                    | ...                      |
| NOT REPORTED. . . . .   | 100    | -                        | -                          | -                          | 100                        | -                          | -                          | -                          | -                      | ...                      |
| NOT REPORTED. . . . .   | -      | -                        | -                          | -                          | -                          | -                          | -                          | -                          | -                      | ...                      |
| NO BOARDED UP OR ABANDONED STRUCTURES. . . . .                                  | 9 200  | 300                      | 1 000                      | 900                        | 700                        | 800                        | 1 400                      | 1 500                      | 2 600                  | 38200                    |
| WITH BOARDED UP OR ABANDONED STRUCTURES. . . . .                                | 1 500  | 300                      | 400                        | 300                        | 100                        | 100                        | -                          | -                          | 300                    | ...                      |
| BOTHERSOME TO RESPONDENT. . . . .   | 200    | -                        | -                          | 200                        | -                          | -                          | -                          | -                          | -                      | ...                      |
| WOULD LIKE TO MOVE. . . . .   | -      | -                        | -                          | -                          | -                          | -                          | -                          | -                          | -                      | ...                      |
| WOULD NOT LIKE TO MOVE. . . . .   | 200    | -                        | -                          | 200                        | -                          | -                          | -                          | -                          | -                      | ...                      |
| NOT REPORTED. . . . .   | -      | -                        | -                          | -                          | -                          | -                          | -                          | -                          | -                      | ...                      |
| NOT BOTHERSOME TO RESPONDENT. . . . .   | 1 400  | 300                      | 400                        | 200                        | -                          | 100                        | -                          | -                          | 300                    | ...                      |
| NOT REPORTED. . . . .   | -      | -                        | -                          | -                          | -                          | -                          | -                          | -                          | -                      | ...                      |
| NOT REPORTED. . . . .   | 100    | -                        | -                          | 100                        | -                          | -                          | -                          | -                          | -                      | ...                      |
| NEIGHBORHOOD SERVICES   |        |                          |                            |                            |                            |                            |                            |                            |                        |                          |
| ADEQUATE NEIGHBORHOOD SERVICES. . . . .   | 5 800  | 300                      | 700                        | 600                        | 600                        | 800                        | 600                        | 900                        | 1 200                  | 34200                    |
| INADEQUATE NEIGHBORHOOD SERVICES <sup>3</sup>                                   | 5 100  | 300                      | 700                        | 700                        | 200                        | 100                        | 800                        | 600                        | 1 700                  | 38200                    |
| PUBLIC TRANSPORTATION   | 3 900  | 100                      | 600                        | 300                        | 200                        | 100                        | 800                        | 600                        | 1 200                  | 39100                    |
| SCHOOLS   | 900    | -                        | -                          | 100                        | 200                        | -                          | -                          | -                          | 600                    | ...                      |
| SHOPPING  | 1 700  | 100                      | 200                        | 200                        | 200                        | 100                        | 300                        | -                          | 600                    | ...                      |
| POLICE PROTECTION   | 900    | -                        | 100                        | 300                        | -                          | -                          | 200                        | -                          | 300                    | ...                      |
| FIRE PROTECTION   | 200    | -                        | -                          | -                          | -                          | -                          | -                          | -                          | 200                    | ...                      |
| HOSPITALS OR HEALTH CLINICS   | 500    | -                        | 200                        | 200                        | -                          | -                          | -                          | -                          | 200                    | ...                      |
| DON'T KNOW. . . . .   | -      | -                        | -                          | -                          | -                          | -                          | -                          | -                          | -                      | ...                      |
| NOT REPORTED. . . . .   | -      | -                        | -                          | -                          | -                          | -                          | -                          | -                          | -                      | ...                      |
| NEIGHBORHOOD SERVICES AND WISH TO MOVE <sup>4</sup>                             |        |                          |                            |                            |                            |                            |                            |                            |                        |                          |
| WITH INADEQUATE SERVICE   | 5 100  | 300                      | 700                        | 700                        | 200                        | 100                        | 800                        | 600                        | 1 700                  | 38200                    |
| HOUSEHOLD WOULD LIKE TO MOVE <sup>5</sup>                                       | 300    | -                        | -                          | -                          | 200                        | -                          | 200                        | -                          | -                      | ...                      |
| BECAUSE OF PUBLIC TRANSPORTATION  | 300    | -                        | -                          | -                          | 200                        | -                          | 200                        | -                          | -                      | ...                      |
| BECAUSE OF SCHOOLS  | 200    | -                        | -                          | -                          | 200                        | -                          | -                          | -                          | -                      | ...                      |
| BECAUSE OF SHOPPING   | 200    | -                        | -                          | -                          | 200                        | -                          | -                          | -                          | -                      | ...                      |
| BECAUSE OF POLICE PROTECTION  | -      | -                        | -                          | -                          | -                          | -                          | -                          | -                          | -                      | ...                      |
| BECAUSE OF FIRE PROTECTION  | -      | -                        | -                          | -                          | -                          | -                          | -                          | -                          | -                      | ...                      |
| BECAUSE OF HOSPITALS OR HEALTH CLINICS  | -      | -                        | -                          | -                          | -                          | -                          | -                          | -                          | -                      | ...                      |
| HOUSEHOLD WOULD NOT LIKE TO MOVE  | 4 800  | 300                      | 700                        | 700                        | -                          | 100                        | 600                        | 600                        | 1 700                  | 39000                    |
| NOT REPORTED  | -      | -                        | -                          | -                          | -                          | -                          | -                          | -                          | -                      | ...                      |
| WITH ADEQUATE SERVICE   | 5 800  | 300                      | 700                        | 600                        | 600                        | 800                        | 600                        | 900                        | 1 200                  | 34200                    |
| NOT REPORTED  | -      | -                        | -                          | -                          | -                          | -                          | -                          | -                          | -                      | ...                      |

<sup>1</sup> LIMITED TO 1-FAMILY HOMES ON LESS THAN 10 ACRES AND NO BUSINESS ON PROPERTY.

<sup>2</sup> WISH TO MOVE RELATES ONLY TO RESPONDENTS' OPINION OF SPECIFIC CONDITIONS.

<sup>3</sup> FIGURES WILL NOT ADD TO TOTAL BECAUSE MORE THAN ONE INADEQUATE SERVICE WAS REPORTED FOR THE SAME UNIT.

<sup>4</sup> WISH TO MOVE RELATES ONLY TO RESPONDENTS' OPINION OF SPECIFIC SERVICES.



TABLE C-20. VALUE OF OWNER OCCUPIED HOUSING UNITS BY SELECTED NEIGHBORHOOD CHARACTERISTICS FOR HOUSING UNITS WITH BLACK HOUSEHOLD HEAD: 1976--CONTINUED

(DATA BASED ON SAMPLE, SEE TEXT. FOR MINIMUM BASE FOR DERIVED FIGURES (PERCENT, MEDIAN, ETC.) AND MEANING OF SYMBOLS, SEE TEXT)

| STANDARD METROPOLITAN STATISTICAL AREA<br>BALTIMORE, MD.<br>NOT IN CENTRAL CITY | TOTAL | LESS<br>THAN<br>\$10,000 | \$10,000<br>TO<br>\$19,999 | \$20,000<br>TO<br>\$24,999 | \$25,000<br>TO<br>\$29,999 | \$30,000<br>TO<br>\$34,999 | \$35,000<br>TO<br>\$39,999 | \$40,000<br>TO<br>\$49,999 | \$50,000<br>OR<br>MORE | MEDIAN<br>(DOL-<br>LARS) |
|---|-------|--------------------------|----------------------------|----------------------------|----------------------------|----------------------------|----------------------------|----------------------------|------------------------|--------------------------|
| SPECIFIED OWNER OCCUPIED <sup>1</sup> --CONTINUED                               |       |                          |                            |                            |                            |                            |                            |                            |                        |                          |
| OVERALL OPINION OF NEIGHBORHOOD   |       |                          |                            |                            |                            |                            |                            |                            |                        |                          |
| EXCELLENT . . . . .   | 4 400 | -                        | 400                        | 300                        | 100                        | 500                        | 800                        | 800                        | 1 500                  | 41200                    |
| GOOD . . . . .  | 5 000 | 400                      | 900                        | 900                        | 300                        | 500                        | 600                        | 600                        | 800                    | 29200                    |
| FAIR . . . . .  | 1 200 | 100                      | -                          | 200                        | 300                        | -                          | -                          | 100                        | 500                    | ...                      |
| POOR . . . . .  | 100   | -                        | 100                        | -                          | -                          | -                          | -                          | -                          | -                      | ...                      |
| NOT REPORTED . . . . .  | 200   | -                        | -                          | -                          | -                          | -                          | -                          | -                          | 200                    | ...                      |
| HOUSEHOLD WOULD LIKE TO MOVE.   |       |                          |                            |                            |                            |                            |                            |                            |                        |                          |
| EXCELLENT . . . . .   | 900   | 100                      | 200                        | -                          | 200                        | -                          | -                          | -                          | 500                    | ...                      |
| GOOD . . . . .  | 200   | -                        | 200                        | -                          | -                          | -                          | -                          | -                          | -                      | ...                      |
| FAIR . . . . .  | 300   | 100                      | -                          | -                          | -                          | -                          | -                          | -                          | 200                    | ...                      |
| POOR . . . . .  | 500   | -                        | -                          | -                          | 200                        | -                          | -                          | -                          | 300                    | ...                      |
| NOT REPORTED . . . . .  | -     | -                        | -                          | -                          | -                          | -                          | -                          | -                          | -                      | ...                      |
| HOUSEHOLD WOULD NOT LIKE TO MOVE.   |       |                          |                            |                            |                            |                            |                            |                            |                        |                          |
| EXCELLENT . . . . .   | 9 800 | 400                      | 1 300                      | 1 300                      | 500                        | 900                        | 1 400                      | 1 500                      | 2 500                  | 36600                    |
| GOOD . . . . .  | 4 100 | -                        | 300                        | 300                        | -                          | 500                        | 800                        | 800                        | 1 500                  | 43100                    |
| FAIR . . . . .  | 4 700 | 300                      | 900                        | 900                        | 300                        | 500                        | 600                        | 600                        | 600                    | 29100                    |
| POOR . . . . .  | 700   | 100                      | -                          | 200                        | 100                        | -                          | -                          | 100                        | 200                    | ...                      |
| NOT REPORTED . . . . .  | 100   | -                        | 100                        | -                          | -                          | -                          | -                          | -                          | -                      | ...                      |
| NOT REPORTED . . . . .  | 200   | -                        | -                          | -                          | -                          | -                          | -                          | -                          | 200                    | ...                      |
| NOT REPORTED . . . . .  | 100   | -                        | -                          | -                          | 100                        | -                          | -                          | -                          | -                      | ...                      |

<sup>1</sup>LIMITED TO 1-FAMILY HOMES ON LESS THAN 10 ACRES AND NO BUSINESS ON PROPERTY.

TABLE C-21. GROSS RENT OF RENTER OCCUPIED HOUSING UNITS BY OCCUPANCY AND UTILIZATION CHARACTERISTICS AND SERVICES AVAILABLE FOR HOUSING UNITS WITH BLACK HOUSEHOLD HEAD: 1976

(DATA BASED ON SAMPLE, SEE TEXT. FOR MINIMUM BASE FOR DERIVED FIGURES (PERCENT, MEDIAN, ETC.) AND MEANING OF SYMBOLS, SEE TEXT)

| STANDARD METROPOLITAN STATISTICAL AREA<br>BALTIMORE, MD.<br>NOT IN CENTRAL CITY | TOTAL  | LESS<br>THAN<br>\$70 | \$70<br>TO<br>\$99 | \$100<br>TO<br>\$149 | \$150<br>TO<br>\$199 | \$200<br>TO<br>\$249 | \$250<br>OR<br>MORE | NO<br>CASH<br>RENT | MEDIAN<br>(DOL-<br>LARS) |
|---|--------|----------------------|--------------------|----------------------|----------------------|----------------------|---------------------|--------------------|--------------------------|
| SPECIFIED RENTER OCCUPIED <sup>1</sup>  |        |                      |                    |                      |                      |                      |                     |                    |                          |
| DURATION OF OCCUPANCY   |        |                      |                    |                      |                      |                      |                     |                    |                          |
| HOUSEHOLD HEAD LIVED HERE:  | 14 600 | 200                  | 800                | 1 200                | 6 000                | 4 100                | 1 900               | 400                | 190                      |
| LESS THAN 3 MONTHS . . . . .  | 1 100  | -                    | -                  | -                    | 500                  | 500                  | 200                 | -                  | ...                      |
| 3 MONTHS OR LONGER . . . . .  | 13 500 | 200                  | 800                | 1 200                | 5 600                | 3 600                | 1 700               | 400                | 188                      |
| LIVED HERE LAST WINTER . . . . .  | 12 300 | 200                  | 800                | 1 200                | 5 100                | 3 100                | 1 400               | 400                | 186                      |
| CONDITION OF KITCHEN FACILITIES   |        |                      |                    |                      |                      |                      |                     |                    |                          |
| WITH COMPLETE KITCHEN FACILITIES . . . . .                                      | 14 000 | 200                  | 600                | 1 100                | 5 900                | 4 100                | 1 900               | 300                | 191                      |
| ALL USABLE . . . . .  | 13 800 | 200                  | 600                | 900                  | 5 900                | 4 100                | 1 900               | 300                | 192                      |
| 1 OR MORE NOT USABLE . . . . .  | 200    | -                    | -                  | 200                  | -                    | -                    | -                   | -                  | ...                      |
| NOT REPORTED . . . . .  | -      | -                    | -                  | -                    | -                    | -                    | -                   | -                  | ...                      |
| LACKING COMPLETE KITCHEN FACILITIES . . . . .                                   | 600    | -                    | 200                | 200                  | 200                  | -                    | -                   | 100                | ...                      |
| BEDROOMS  |        |                      |                    |                      |                      |                      |                     |                    |                          |
| NONE AND 1 . . . . .  | 3 000  | -                    | 100                | 300                  | 800                  | 1 700                | -                   | -                  | ...                      |
| 2 OR MORE . . . . .   | 11 600 | 200                  | 600                | 900                  | 5 300                | 2 300                | 1 900               | 400                | 186                      |
| NONE LACKING PRIVACY . . . . .  | 11 000 | 200                  | 600                | 800                  | 4 900                | 2 300                | 1 900               | 300                | 188                      |
| 1 OR MORE LACKING PRIVACY . . . . .   | 600    | -                    | -                  | 200                  | 300                  | -                    | -                   | 200                | ...                      |
| PRIVACY NOT REPORTED . . . . .  | -      | -                    | -                  | -                    | -                    | -                    | -                   | -                  | ...                      |
| 3-OR-MORE-PERSON HOUSEHOLDS . . . . .   | 7 300  | -                    | 500                | 300                  | 3 100                | 1 900                | 1 400               | 100                | 194                      |
| NO BEDROOMS USED BY 3 PERSONS OR MORE . . . . .                                 | 6 300  | -                    | 500                | 200                  | 2 800                | 1 700                | 1 100               | 100                | 194                      |
| BEDROOMS USED BY 3 PERSONS OR MORE . . . . .                                    | 800    | -                    | -                  | 200                  | 300                  | 100                  | 200                 | -                  | ...                      |
| 1 . . . . .   | 800    | -                    | -                  | 200                  | 300                  | 100                  | 200                 | -                  | ...                      |
| 2 OR MORE . . . . .   | -      | -                    | -                  | -                    | -                    | -                    | -                   | -                  | ...                      |
| BEDROOMS USED BY PERSONS 13 YEARS OF AGE OR OLDER . . . . .                     | 500    | -                    | -                  | 200                  | 300                  | -                    | -                   | -                  | ...                      |
| NO BEDROOMS USED BY PERSONS 13 YEARS OF AGE OR OLDER . . . . .                  | 300    | -                    | -                  | -                    | -                    | 100                  | 200                 | -                  | ...                      |
| NOT REPORTED . . . . .  | -      | -                    | -                  | -                    | -                    | -                    | -                   | -                  | ...                      |
| NO BEDROOMS . . . . .   | -      | -                    | -                  | -                    | -                    | -                    | -                   | -                  | ...                      |
| NOT REPORTED . . . . .  | 200    | -                    | -                  | -                    | -                    | -                    | 200                 | -                  | ...                      |
| 1- AND 2-PERSON HOUSEHOLDS . . . . .  | 7 300  | 200                  | 300                | 900                  | 3 000                | 2 200                | 500                 | 300                | 185                      |
| GARBAGE COLLECTION SERVICE  |        |                      |                    |                      |                      |                      |                     |                    |                          |
| WITH SERVICE . . . . .  | 14 100 | 200                  | 600                | 1 200                | 5 900                | 3 900                | 1 900               | 400                | 190                      |
| LESS THAN ONCE A WEEK . . . . .   | 100    | -                    | -                  | -                    | -                    | -                    | -                   | 100                | -                        |
| ONCE A WEEK . . . . .   | 900    | -                    | 200                | -                    | 100                  | 500                  | 200                 | -                  | ...                      |
| TWICE A WEEK OR MORE . . . . .  | 11 400 | 200                  | 300                | 900                  | 5 600                | 2 700                | 1 500               | 100                | 197                      |
| DON'T KNOW . . . . .  | 1 700  | -                    | 100                | 300                  | 200                  | 800                  | 200                 | 200                | ...                      |
| NOT REPORTED . . . . .  | -      | -                    | -                  | -                    | -                    | -                    | -                   | -                  | ...                      |
| NO SERVICE . . . . .  | 500    | -                    | 200                | -                    | 200                  | 200                  | -                   | -                  | ...                      |
| METHOD OF DISPOSAL:   |        |                      |                    |                      |                      |                      |                     |                    |                          |
| INCINERATOR, TRASH CHUTE, OR COMPACTOR . . . . .                                | -      | -                    | -                  | -                    | -                    | -                    | -                   | -                  | -                        |
| GARBAGE DISPOSAL . . . . .  | 200    | -                    | -                  | -                    | -                    | -                    | -                   | -                  | -                        |
| OTHER MEANS . . . . .   | 300    | -                    | 200                | -                    | 200                  | 200                  | -                   | -                  | ...                      |
| NOT REPORTED . . . . .  | -      | -                    | -                  | -                    | -                    | -                    | -                   | -                  | ...                      |
| DON'T KNOW . . . . .  | -      | -                    | -                  | -                    | -                    | -                    | -                   | -                  | ...                      |
| NOT REPORTED . . . . .  | -      | -                    | -                  | -                    | -                    | -                    | -                   | -                  | ...                      |
| EXTERMINATOR SERVICE  |        |                      |                    |                      |                      |                      |                     |                    |                          |
| OCCUPIED 3 MONTHS OR LONGER . . . . .   | 13 500 | 200                  | 800                | 1 200                | 5 600                | 3 600                | 1 700               | 400                | 188                      |
| NO SIGNS OF NICE OR RATS . . . . .  | 12 900 | 200                  | 800                | 900                  | 5 400                | 3 600                | 1 700               | 300                | 190                      |
| WITH SIGNS OF NICE OR RATS . . . . .  | 600    | -                    | -                  | 300                  | 200                  | -                    | -                   | 200                | ...                      |
| REGULAR EXTERMINATION SERVICE . . . . .   | -      | -                    | -                  | -                    | -                    | -                    | -                   | -                  | ...                      |
| IRREGULAR EXTERMINATION SERVICE . . . . .                                       | -      | -                    | -                  | -                    | -                    | -                    | -                   | -                  | ...                      |
| NO EXTERMINATION SERVICE . . . . .  | 600    | -                    | -                  | 300                  | 200                  | -                    | -                   | 200                | ...                      |
| NOT REPORTED . . . . .  | -      | -                    | -                  | -                    | -                    | -                    | -                   | -                  | ...                      |
| NOT REPORTED . . . . .  | -      | -                    | -                  | -                    | -                    | -                    | -                   | -                  | ...                      |
| OCCUPIED LESS THAN 3 MONTHS . . . . .   | 1 100  | -                    | -                  | -                    | 500                  | 500                  | 200                 | -                  | ...                      |

<sup>1</sup>EXCLUDES 1-FAMILY HOMES ON 10 ACRES OR MORE.

TABLE C-22. GROSS RENT OF RENTER OCCUPIED HOUSING UNITS BY DEFICIENCIES IN SELECTED STRUCTURAL CHARACTERISTICS FOR HOUSING UNITS WITH BLACK HOUSEHOLD HEAD: 1976

(DATA BASED ON SAMPLE, SEE TEXT. FOR MINIMUM BASE FOR DERIVED FIGURES (PERCENT, MEDIAN, ETC.) AND MEANING OF SYMBOLS, SEE TEXT)

| STANDARD METROPOLITAN STATISTICAL AREA<br>BALTIMORE, MD.<br>NOT IN CENTRAL CITY | TOTAL  | LESS<br>THAN<br>\$70 | \$70<br>TO<br>\$99 | \$100<br>TO<br>\$149 | \$150<br>TO<br>\$199 | \$200<br>TO<br>\$249 | \$250<br>OR<br>MORE | NO<br>CASH<br>RENT | MEDIAN<br>(DOL-<br>LARS) |
|---|--------|----------------------|--------------------|----------------------|----------------------|----------------------|---------------------|--------------------|--------------------------|
| SPECIFIED RENTER OCCUPIED <sup>1</sup> . . . . .                                | 14 600 | 200                  | 800                | 1 200                | 6 000                | 4 100                | 1 900               | 400                | 190                      |
| 2 OR MORE UNITS IN STRUCTURE . . . . .  | 9 600  | 200                  | 600                | 800                  | 3 100                | 3 600                | 1 300               | -                  | 201                      |
| COMMON STAIRWAYS  |        |                      |                    |                      |                      |                      |                     |                    |                          |
| WITH COMMON STAIRWAYS . . . . .   | 8 200  | 200                  | 600                | 300                  | 2 300                | 3 500                | 1 300               | -                  | 209                      |
| NO LOOSE STEPS . . . . .  | 7 100  | 200                  | 300                | 300                  | 2 000                | 3 100                | 1 100               | -                  | 211                      |
| RAILINGS NOT LOOSE . . . . .  | 6 600  | -                    | 300                | 200                  | 1 900                | 3 100                | 1 100               | -                  | 215                      |
| RAILINGS LOOSE . . . . .  | 300    | -                    | -                  | 200                  | 200                  | -                    | -                   | -                  | ...                      |
| NO RAILINGS . . . . .   | 200    | 200                  | -                  | -                    | -                    | -                    | -                   | -                  | ...                      |
| RAILINGS NOT REPORTED . . . . .   | -      | -                    | -                  | -                    | -                    | -                    | -                   | -                  | ...                      |
| LOOSE STEPS . . . . .   | 300    | -                    | -                  | -                    | 200                  | 200                  | -                   | -                  | ...                      |
| RAILINGS NOT LOOSE . . . . .  | 200    | -                    | -                  | -                    | 200                  | -                    | -                   | -                  | ...                      |
| RAILINGS LOOSE . . . . .  | 200    | -                    | -                  | -                    | -                    | 200                  | -                   | -                  | ...                      |
| NO RAILINGS . . . . .   | -      | -                    | -                  | -                    | -                    | -                    | -                   | -                  | ...                      |
| RAILINGS NOT REPORTED . . . . .   | -      | -                    | -                  | -                    | -                    | -                    | -                   | -                  | ...                      |
| STEPS NOT REPORTED . . . . .  | 800    | -                    | 300                | -                    | 200                  | 200                  | 200                 | -                  | ...                      |
| NO COMMON STAIRWAYS . . . . .   | 1 400  | -                    | -                  | 500                  | 800                  | 200                  | -                   | -                  | ...                      |
| LIGHT FIXTURES IN PUBLIC HALLS  |        |                      |                    |                      |                      |                      |                     |                    |                          |
| WITH PUBLIC HALLS . . . . .   | 7 000  | 200                  | 300                | 300                  | 2 000                | 3 100                | 1 100               | -                  | 211                      |
| WITH LIGHT FIXTURES . . . . .   | 7 000  | 200                  | 300                | 300                  | 2 000                | 3 100                | 1 100               | -                  | 211                      |
| ALL WORKING . . . . .   | 6 300  | -                    | 100                | 300                  | 1 600                | 3 100                | 1 100               | -                  | 217                      |
| SOME WORKING . . . . .  | 600    | -                    | 200                | -                    | 500                  | -                    | -                   | -                  | ...                      |
| NONE WORKING . . . . .  | 200    | 200                  | -                  | -                    | -                    | -                    | -                   | -                  | ...                      |
| NOT REPORTED . . . . .  | -      | -                    | -                  | -                    | -                    | -                    | -                   | -                  | ...                      |
| NO LIGHT FIXTURES . . . . .   | -      | -                    | -                  | -                    | -                    | -                    | -                   | -                  | ...                      |
| NO PUBLIC HALLS . . . . .   | 1 700  | -                    | -                  | 500                  | 900                  | 300                  | -                   | -                  | ...                      |
| NOT REPORTED . . . . .  | 800    | -                    | 300                | -                    | 200                  | 200                  | 200                 | -                  | ...                      |
| STORIES BETWEEN MAIN AND APARTMENT ENTRANCES                                    |        |                      |                    |                      |                      |                      |                     |                    |                          |
| NONE (ON SAME FLOOR) . . . . .  | 1 100  | -                    | -                  | 300                  | 300                  | 300                  | 200                 | -                  | ...                      |
| 1 (UP OR DOWN) . . . . .  | 6 400  | 200                  | 500                | 500                  | 2 000                | 2 700                | 600                 | -                  | 202                      |
| 2 OR MORE (UP OR DOWN) . . . . .  | 1 700  | -                    | -                  | -                    | 800                  | 500                  | 500                 | -                  | ...                      |
| NOT REPORTED . . . . .  | 300    | -                    | 200                | -                    | -                    | 200                  | -                   | -                  | ...                      |
| 1-UNIT STRUCTURES INCLUDING MOBILE HOMES<br>OR TRAILERS . . . . .               | 5 100  | -                    | 200                | 500                  | 2 900                | 500                  | 600                 | 400                | 178                      |
| SPECIFIED RENTER OCCUPIED <sup>1</sup> . . . . .                                | 14 600 | 200                  | 800                | 1 200                | 6 000                | 4 100                | 1 900               | 400                | 190                      |
| ELECTRIC WIRING   |        |                      |                    |                      |                      |                      |                     |                    |                          |
| ALL WIRING CONCEALED IN WALLS OR METAL COVERING . . . . .                       | 14 500 | 200                  | 800                | 1 200                | 5 900                | 4 100                | 1 900               | 400                | 190                      |
| SOME OR ALL WIRING EXPOSED . . . . .  | 200    | -                    | -                  | -                    | 200                  | -                    | -                   | -                  | ...                      |
| NOT REPORTED . . . . .  | -      | -                    | -                  | -                    | -                    | -                    | -                   | -                  | ...                      |
| ELECTRIC WALL OUTLETS   |        |                      |                    |                      |                      |                      |                     |                    |                          |
| WITH WORKING OUTLETS IN EACH ROOM . . . . .                                     | 14 000 | 200                  | 800                | 900                  | 5 900                | 4 100                | 1 900               | 300                | 191                      |
| LACKING WORKING OUTLETS IN SOME OR ALL ROOMS . . . . .                          | 600    | -                    | -                  | 300                  | 200                  | -                    | -                   | 200                | ...                      |
| NOT REPORTED . . . . .  | -      | -                    | -                  | -                    | -                    | -                    | -                   | -                  | ...                      |
| BASEMENT  |        |                      |                    |                      |                      |                      |                     |                    |                          |
| WITH BASEMENT . . . . .   | 5 000  | -                    | 300                | 500                  | 900                  | 1 900                | 1 000               | 400                | 215                      |
| NO WATER LEAKAGE . . . . .  | 3 700  | -                    | 100                | -                    | 800                  | 1 700                | 800                 | 300                | ...                      |
| WITH WATER LEAKAGE . . . . .  | 300    | -                    | -                  | 200                  | -                    | -                    | -                   | 100                | ...                      |
| DON'T KNOW . . . . .  | 900    | -                    | 200                | 300                  | 200                  | 200                  | 200                 | -                  | ...                      |
| NOT REPORTED . . . . .  | -      | -                    | -                  | -                    | -                    | -                    | -                   | -                  | ...                      |
| NO BASEMENT . . . . .   | 9 600  | 200                  | 500                | 800                  | 5 100                | 2 200                | 900                 | -                  | 183                      |
| ROOF  |        |                      |                    |                      |                      |                      |                     |                    |                          |
| NO WATER LEAKAGE . . . . .  | 12 300 | 200                  | 800                | 600                  | 5 400                | 3 400                | 1 600               | 300                | 190                      |
| WITH WATER LEAKAGE . . . . .  | 900    | -                    | -                  | 600                  | 100                  | -                    | -                   | 100                | ...                      |
| DON'T KNOW . . . . .  | 1 400  | -                    | -                  | -                    | 500                  | 600                  | 300                 | -                  | ...                      |
| NOT REPORTED . . . . .  | -      | -                    | -                  | -                    | -                    | -                    | -                   | -                  | ...                      |
| INTERIOR CEILINGS AND WALLS   |        |                      |                    |                      |                      |                      |                     |                    |                          |
| OPEN CRACKS OR HOLES:<br>NO OPEN CRACKS OR HOLES . . . . .                      | 13 500 | 200                  | 600                | 1 100                | 5 600                | 4 100                | 1 900               | 100                | 192                      |
| WITH OPEN CRACKS OR HOLES . . . . .   | 1 100  | -                    | 200                | 200                  | 500                  | -                    | -                   | 300                | ...                      |
| NOT REPORTED . . . . .  | -      | -                    | -                  | -                    | -                    | -                    | -                   | -                  | ...                      |
| BROKEN PLASTER:<br>NO BROKEN PLASTER . . . . .                                  | 14 200 | 200                  | 800                | 900                  | 6 000                | 4 100                | 1 900               | 300                | 191                      |
| WITH BROKEN PLASTER . . . . .   | 500    | -                    | -                  | 300                  | -                    | -                    | -                   | 100                | ...                      |
| NOT REPORTED . . . . .  | -      | -                    | -                  | -                    | -                    | -                    | -                   | -                  | ...                      |
| PEELING PAINT:<br>NO PEELING PAINT . . . . .                                    | 14 200 | 200                  | 800                | 900                  | 6 000                | 4 100                | 1 900               | 300                | 191                      |
| WITH PEELING PAINT . . . . .  | 500    | -                    | -                  | 300                  | -                    | -                    | -                   | 100                | ...                      |
| NOT REPORTED . . . . .  | -      | -                    | -                  | -                    | -                    | -                    | -                   | -                  | ...                      |
| INTERIOR FLOORS   |        |                      |                    |                      |                      |                      |                     |                    |                          |
| NO HOLES IN FLOOR . . . . .   | 14 200 | 200                  | 800                | 1 100                | 5 900                | 4 100                | 1 900               | 300                | 191                      |
| WITH HOLES IN FLOOR . . . . .   | 100    | -                    | -                  | -                    | -                    | -                    | -                   | 100                | -                        |
| NOT REPORTED . . . . .  | 300    | -                    | -                  | 200                  | 100                  | -                    | -                   | -                  | ...                      |

<sup>1</sup>EXCLUDES 1-FAMILY HOMES ON 10 ACRES OR MORE.

TABLE C-22. GROSS RENT OF RENTER OCCUPIED HOUSING UNITS BY DEFICIENCIES IN SELECTED STRUCTURAL CHARACTERISTICS FOR HOUSING UNITS WITH BLACK HOUSEHOLD HEAD: 1976--CONTINUED

(DATA BASED ON SAMPLE, SEE TEXT. FOR MINIMUM BASE FOR DERIVED FIGURES (PERCENT, MEDIAN, ETC.) AND MEANING OF SYMBOLS, SEE TEXT)

| STANDARD METROPOLITAN STATISTICAL AREA<br>BALTIMORE, MD.<br>NOT IN CENTRAL CITY | TOTAL  | LESS<br>THAN<br>\$70 | \$70<br>TO<br>\$99 | \$100<br>TO<br>\$149 | \$150<br>TO<br>\$199 | \$200<br>TO<br>\$249 | \$250<br>OR<br>MORE | NO<br>CASH<br>RENT | MEDIAN<br>(DOL-<br>LARS) |
|---|--------|----------------------|--------------------|----------------------|----------------------|----------------------|---------------------|--------------------|--------------------------|
| SPECIFIED RENTER OCCUPIED <sup>1</sup> --CONTINUED                              |        |                      |                    |                      |                      |                      |                     |                    |                          |
| SELECTED STRUCTURAL DEFICIENCIES AND WISH TO MOVE                               |        |                      |                    |                      |                      |                      |                     |                    |                          |
| WITH STRUCTURAL DEFICIENCIES . . . . .  | 1 700  | -                    | 200                | 600                  | 600                  | -                    | -                   | 300                | ...                      |
| HOUSEHOLD WOULD LIKE TO MOVE . . . . .  | 500    | -                    | -                  | 200                  | 100                  | -                    | -                   | 200                | ...                      |
| BECAUSE OF 1 CONDITION . . . . .  | 300    | -                    | -                  | -                    | 100                  | -                    | -                   | 200                | ...                      |
| BECAUSE OF 2 CONDITIONS . . . . .   | -      | -                    | -                  | -                    | -                    | -                    | -                   | -                  | -                        |
| BECAUSE OF 3 OR MORE CONDITIONS . . . . .                                       | 200    | -                    | -                  | 200                  | -                    | -                    | -                   | -                  | ...                      |
| HOUSEHOLD WOULD NOT LIKE TO MOVE . . . . .                                      | 1 200  | -                    | 200                | 500                  | 500                  | -                    | -                   | 100                | ...                      |
| NOT REPORTED . . . . .  | -      | -                    | -                  | -                    | -                    | -                    | -                   | -                  | -                        |
| NO STRUCTURAL DEFICIENCIES . . . . .  | 12 900 | 200                  | 600                | 600                  | 5 400                | 4 100                | 1 900               | 100                | 195                      |
| NOT REPORTED . . . . .  | -      | -                    | -                  | -                    | -                    | -                    | -                   | -                  | -                        |
| OVERALL OPINION OF STRUCTURE  |        |                      |                    |                      |                      |                      |                     |                    |                          |
| EXCELLENT . . . . .   | 3 400  | -                    | 100                | 300                  | 900                  | 1 500                | 300                 | 200                | ...                      |
| GOOD . . . . .  | 8 000  | 200                  | 600                | 800                  | 3 000                | 2 200                | 1 100               | 100                | 189                      |
| FAIR . . . . .  | 2 900  | -                    | -                  | 200                  | 2 000                | 300                  | 300                 | 100                | ...                      |
| POOR . . . . .  | -      | -                    | -                  | -                    | -                    | -                    | -                   | -                  | -                        |
| NOT REPORTED . . . . .  | 300    | -                    | -                  | -                    | 200                  | -                    | 200                 | -                  | ...                      |

<sup>1</sup> EXCLUDES 1-FAMILY HOMES ON 10 ACRES OR MORE.

TABLE C-23. GROSS RENT OF RENTER OCCUPIED HOUSING UNITS BY FAILURES IN PLUMBING FACILITIES AND EQUIPMENT FOR HOUSING UNITS WITH BLACK HOUSEHOLD HEAD: 1976

(DATA BASED ON SAMPLE, SEE TEXT. FOR MINIMUM BASE FOR DERIVED FIGURES (PERCENT, MEDIAN, ETC.) AND MEANING OF SYMBOLS, SEE TEXT)

| STANDARD METROPOLITAN STATISTICAL AREA<br>BALTIMORE, MD.<br>NOT IN CENTRAL CITY | TOTAL  | LESS<br>THAN<br>\$70 | \$70<br>TO<br>\$99 | \$100<br>TO<br>\$149 | \$150<br>TO<br>\$199 | \$200<br>TO<br>\$249 | \$250<br>OR<br>MORE | NO<br>CASH<br>RENT | MEDIAN<br>(DOL-<br>LARS) |
|---|--------|----------------------|--------------------|----------------------|----------------------|----------------------|---------------------|--------------------|--------------------------|
| SPECIFIED RENTER OCCUPIED <sup>1</sup> . . . . .                                | 14 600 | 200                  | 800                | 1 200                | 6 000                | 4 100                | 1 900               | 400                | 190                      |
| UNITS OCCUPIED 3 MONTHS OR LONGER. . . . .                                      | 13 500 | 200                  | 800                | 1 200                | 5 600                | 3 600                | 1 700               | 400                | 188                      |
| WATER SUPPLY  |        |                      |                    |                      |                      |                      |                     |                    |                          |
| WITH PIPED WATER INSIDE STRUCTURE. . . . .                                      | 13 100 | 200                  | 600                | 1 200                | 5 400                | 3 600                | 1 700               | 300                | 189                      |
| NO BREAKDOWNS. . . . .  | 12 600 | 200                  | 500                | 1 200                | 5 300                | 3 600                | 1 600               | 300                | 190                      |
| WITH BREAKDOWNS. . . . .  | 500    | -                    | 200                | -                    | 200                  | -                    | 100                 | -                  | ...                      |
| UNUSABLE 6 CONSECUTIVE HOURS OR LONGER:   |        |                      |                    |                      |                      |                      |                     |                    |                          |
| 1 TIME . . . . .  | 300    | -                    | 200                | -                    | -                    | -                    | 100                 | -                  | ...                      |
| 2 TIMES. . . . .  | -      | -                    | -                  | -                    | -                    | -                    | -                   | -                  | ...                      |
| 3 TIMES OR MORE. . . . .  | 200    | -                    | -                  | -                    | 200                  | -                    | -                   | -                  | ...                      |
| NOT REPORTED . . . . .  | -      | -                    | -                  | -                    | -                    | -                    | -                   | -                  | ...                      |
| DON'T KNOW . . . . .  | -      | -                    | -                  | -                    | -                    | -                    | -                   | -                  | ...                      |
| NOT REPORTED . . . . .  | -      | -                    | -                  | -                    | -                    | -                    | -                   | -                  | ...                      |
| REASON FOR BREAKDOWN:   |        |                      |                    |                      |                      |                      |                     |                    |                          |
| PROBLEMS INSIDE BUILDING . . . . .  | 500    | -                    | 200                | -                    | 200                  | -                    | 100                 | -                  | ...                      |
| PROBLEMS OUTSIDE BUILDING. . . . .  | -      | -                    | -                  | -                    | -                    | -                    | -                   | -                  | ...                      |
| NOT REPORTED . . . . .  | -      | -                    | -                  | -                    | -                    | -                    | -                   | -                  | ...                      |
| NO PIPED WATER INSIDE STRUCTURE. . . . .  | 500    | -                    | 200                | -                    | 200                  | -                    | -                   | 100                | ...                      |
| SEWAGE DISPOSAL   |        |                      |                    |                      |                      |                      |                     |                    |                          |
| WITH PUBLIC SEWER, SEPTIC TANK, OR CESSPOOL. . . . .                            | 13 100 | 200                  | 600                | 1 200                | 5 400                | 3 600                | 1 700               | 300                | 189                      |
| NO BREAKDOWNS. . . . .  | 12 900 | 200                  | 600                | 1 200                | 5 300                | 3 600                | 1 700               | 300                | 190                      |
| WITH BREAKDOWNS. . . . .  | 100    | -                    | -                  | -                    | 100                  | -                    | -                   | -                  | ...                      |
| UNUSABLE 6 CONSECUTIVE HOURS OR LONGER:   |        |                      |                    |                      |                      |                      |                     |                    |                          |
| 1 TIME . . . . .  | 100    | -                    | -                  | -                    | 100                  | -                    | -                   | -                  | ...                      |
| 2 TIMES. . . . .  | -      | -                    | -                  | -                    | -                    | -                    | -                   | -                  | ...                      |
| 3 TIMES OR MORE. . . . .  | -      | -                    | -                  | -                    | -                    | -                    | -                   | -                  | ...                      |
| NOT REPORTED . . . . .  | -      | -                    | -                  | -                    | -                    | -                    | -                   | -                  | ...                      |
| DON'T KNOW . . . . .  | -      | -                    | -                  | -                    | -                    | -                    | -                   | -                  | ...                      |
| NOT REPORTED . . . . .  | -      | -                    | -                  | -                    | -                    | -                    | -                   | -                  | ...                      |
| WITH CHEMICAL TOILET, PRIVY, OR OTHER MEANS. . . . .                            | 500    | -                    | 200                | -                    | 200                  | -                    | -                   | 100                | ...                      |
| FLUSH TOILET  |        |                      |                    |                      |                      |                      |                     |                    |                          |
| WITH ALL PLUMBING FACILITIES . . . . .  | 12 900 | 200                  | 500                | 1 200                | 5 400                | 3 600                | 1 700               | 300                | 190                      |
| WITH ONLY 1 FLUSH TOILET . . . . .  | 10 700 | 200                  | 300                | 1 200                | 5 100                | 3 100                | 600                 | 200                | 184                      |
| NO BREAKDOWNS IN FLUSH TOILET. . . . .  | 10 400 | 200                  | 300                | 900                  | 5 100                | 3 100                | 600                 | 200                | 186                      |
| WITH BREAKDOWNS IN FLUSH TOILET. . . . .  | 300    | -                    | -                  | 300                  | -                    | -                    | -                   | -                  | ...                      |
| UNUSABLE 6 CONSECUTIVE HOURS OR LONGER:   |        |                      |                    |                      |                      |                      |                     |                    |                          |
| 1 TIME . . . . .  | -      | -                    | -                  | -                    | -                    | -                    | -                   | -                  | ...                      |
| 2 TIMES. . . . .  | -      | -                    | -                  | -                    | -                    | -                    | -                   | -                  | ...                      |
| 3 TIMES. . . . .  | -      | -                    | -                  | -                    | -                    | -                    | -                   | -                  | ...                      |
| 4 TIMES OR MORE. . . . .  | 300    | -                    | -                  | 300                  | -                    | -                    | -                   | -                  | ...                      |
| NOT REPORTED . . . . .  | -      | -                    | -                  | -                    | -                    | -                    | -                   | -                  | ...                      |
| NOT REPORTED . . . . .  | -      | -                    | -                  | -                    | -                    | -                    | -                   | -                  | ...                      |
| REASON FOR BREAKDOWN:   |        |                      |                    |                      |                      |                      |                     |                    |                          |
| PROBLEMS INSIDE BUILDING . . . . .  | 300    | -                    | -                  | 300                  | -                    | -                    | -                   | -                  | ...                      |
| PROBLEMS OUTSIDE BUILDING. . . . .  | -      | -                    | -                  | -                    | -                    | -                    | -                   | -                  | ...                      |
| NOT REPORTED . . . . .  | -      | -                    | -                  | -                    | -                    | -                    | -                   | -                  | ...                      |
| LACKING SOME OR ALL PLUMBING FACILITIES. . . . .                                | 600    | -                    | 300                | -                    | 200                  | -                    | -                   | 100                | ...                      |
| ELECTRIC FUSE BLOWOUTS  |        |                      |                    |                      |                      |                      |                     |                    |                          |
| NO FUSE OR SWITCH BLOWOUTS . . . . .  | 11 500 | 200                  | 800                | 900                  | 4 500                | 3 100                | 1 700               | 300                | 191                      |
| WITH FUSE OR SWITCH BLOWOUTS . . . . .  | 1 900  | -                    | -                  | 300                  | 900                  | 500                  | -                   | 200                | ...                      |
| 1 TIME . . . . .  | 1 100  | -                    | -                  | 200                  | 500                  | 300                  | -                   | 200                | ...                      |
| 2 TIMES. . . . .  | 800    | -                    | -                  | 200                  | 500                  | 200                  | -                   | -                  | ...                      |
| 3 TIMES OR MORE. . . . .  | -      | -                    | -                  | -                    | -                    | -                    | -                   | -                  | ...                      |
| NOT REPORTED . . . . .  | -      | -                    | -                  | -                    | -                    | -                    | -                   | -                  | ...                      |
| DON'T KNOW . . . . .  | 100    | -                    | -                  | -                    | 100                  | -                    | -                   | -                  | ...                      |
| NOT REPORTED . . . . .  | -      | -                    | -                  | -                    | -                    | -                    | -                   | -                  | ...                      |
| UNITS OCCUPIED LAST WINTER . . . . .  | 12 300 | 200                  | 800                | 1 200                | 5 100                | 3 100                | 1 400               | 400                | 186                      |
| HEATING EQUIPMENT   |        |                      |                    |                      |                      |                      |                     |                    |                          |
| WITH HEATING EQUIPMENT . . . . .  | 12 300 | 200                  | 800                | 1 200                | 5 100                | 3 100                | 1 400               | 400                | 186                      |
| NO BREAKDOWNS. . . . .  | 9 700  | 200                  | 800                | 800                  | 3 700                | 2 600                | 1 300               | 400                | 189                      |
| WITH BREAKDOWNS. . . . .  | 1 700  | -                    | -                  | 500                  | 1 400                | 200                  | -                   | -                  | ...                      |
| 1 TIME . . . . .  | 600    | -                    | -                  | 200                  | 500                  | -                    | -                   | -                  | ...                      |
| 2 TIMES. . . . .  | 600    | -                    | -                  | -                    | 500                  | 200                  | -                   | -                  | ...                      |
| 3 TIMES. . . . .  | -      | -                    | -                  | -                    | -                    | -                    | -                   | -                  | ...                      |
| 4 TIMES OR MORE. . . . .  | 500    | -                    | -                  | 300                  | 200                  | -                    | -                   | -                  | ...                      |
| NOT REPORTED . . . . .  | -      | -                    | -                  | -                    | -                    | -                    | -                   | -                  | ...                      |
| NOT REPORTED . . . . .  | 800    | -                    | -                  | -                    | 300                  | 300                  | 200                 | -                  | ...                      |
| NO HEATING EQUIPMENT . . . . .  | -      | -                    | -                  | -                    | -                    | -                    | -                   | -                  | ...                      |
| INSUFFICIENT HEAT   |        |                      |                    |                      |                      |                      |                     |                    |                          |
| ADDITIONAL HEAT SOURCE:   |        |                      |                    |                      |                      |                      |                     |                    |                          |
| WITH SPECIFIED HEATING EQUIPMENT <sup>2</sup> . . . . .                         | 12 000 | 200                  | 800                | 1 100                | 5 100                | 3 100                | 1 400               | 300                | 186                      |
| NO ADDITIONAL HEAT SOURCE USED . . . . .  | 8 700  | 200                  | 600                | 300                  | 4 000                | 2 600                | 800                 | 100                | 189                      |
| USED KITCHEN STOVE, FIREPLACE,<br>OR PORTABLE HEATER. . . . .                   | 2 300  | -                    | 200                | 800                  | 800                  | 200                  | 300                 | 200                | ...                      |
| NOT REPORTED . . . . .  | 900    | -                    | -                  | -                    | 300                  | 300                  | 300                 | -                  | ...                      |
| LACKING SPECIFIED HEATING EQUIPMENT OR NONE. . . . .                            | 300    | -                    | -                  | 200                  | -                    | -                    | -                   | 100                | ...                      |
| ROOMS LACKING SPECIFIED HEAT SOURCE:  |        |                      |                    |                      |                      |                      |                     |                    |                          |
| WITH SPECIFIED HEATING EQUIPMENT <sup>2</sup> . . . . .                         | 12 000 | 200                  | 800                | 1 100                | 5 100                | 3 100                | 1 400               | 300                | 186                      |
| NO ROOMS LACKING AIR DUCTS, REGISTERS,<br>RADIATORS, OR HEATERS. . . . .        | 10 400 | 200                  | 500                | 800                  | 4 200                | 3 100                | 1 400               | 300                | 193                      |
| ROOMS LACKING AIR DUCTS, REGISTERS, RADIATORS,<br>OR HEATERS. . . . .           | 1 600  | -                    | 300                | 300                  | 900                  | -                    | -                   | -                  | ...                      |
| 1 ROOM . . . . .  | 300    | -                    | -                  | 200                  | 200                  | -                    | -                   | -                  | ...                      |
| 2 ROOMS. . . . .  | 800    | -                    | 200                | 100                  | 500                  | -                    | -                   | -                  | ...                      |
| 3 ROOMS OR MORE. . . . .  | 500    | -                    | 200                | -                    | 300                  | -                    | -                   | -                  | ...                      |
| NOT REPORTED . . . . .  | -      | -                    | -                  | -                    | -                    | -                    | -                   | -                  | ...                      |
| LACKING SPECIFIED HEATING EQUIPMENT OR NONE. . . . .                            | 300    | -                    | -                  | 200                  | -                    | -                    | -                   | 100                | ...                      |

<sup>1</sup>EXCLUDES 1-FAMILY HOMES ON 10 ACRES OR MORE.

<sup>2</sup>EXCLUDES ROOM HEATERS WITHOUT FLUE OR VENT, FIREPLACES, STOVES, AND PORTABLE HEATERS.

TABLE C-23. GROSS RENT OF RENTER OCCUPIED HOUSING UNITS BY FAILURES IN PLUMBING FACILITIES AND EQUIPMENT FOR HOUSING UNITS WITH BLACK HOUSEHOLD HEAD: 1976--CONTINUED

(DATA BASED ON SAMPLE, SEE TEXT. FOR MINIMUM BASE FOR DERIVED FIGURES (PERCENT, MEDIAN, ETC.) AND MEANING OF SYMBOLS, SEE TEXT)

| STANDARD METROPOLITAN STATISTICAL AREA<br>BALTIMORE, MD.<br>NOT IN CENTRAL CITY | TOTAL  | LESS<br>THAN<br>\$70 | \$70<br>TO<br>\$99 | \$100<br>TO<br>\$149 | \$150<br>TO<br>\$199 | \$200<br>TO<br>\$249 | \$250<br>OR<br>MORE | NO<br>CASH<br>RENT | MEDIAN<br>(DOL-<br>LARS) |
|---|--------|----------------------|--------------------|----------------------|----------------------|----------------------|---------------------|--------------------|--------------------------|
| SPECIFIED RENTER OCCUPIED <sup>1</sup> --CONTINUED                              |        |                      |                    |                      |                      |                      |                     |                    |                          |
| UNITS OCCUPIED LAST WINTER--CONTINUED   |        |                      |                    |                      |                      |                      |                     |                    |                          |
| INSUFFICIENT HEAT--CONTINUED  |        |                      |                    |                      |                      |                      |                     |                    |                          |
| CLOSURE OF ROOMS:   |        |                      |                    |                      |                      |                      |                     |                    |                          |
| WITH HEATING EQUIPMENT . . . . .  | 12 300 | 200                  | 800                | 1 200                | 5 100                | 3 100                | 1 400               | 400                | 186                      |
| NO ROOMS CLOSED . . . . .   | 10 700 | 200                  | 800                | 1 200                | 4 700                | 2 500                | 1 100               | 300                | 182                      |
| CLOSED CERTAIN ROOMS . . . . .  | 800    | -                    | -                  | -                    | 100                  | 300                  | 100                 | 200                | ...                      |
| LIVING ROOM ONLY . . . . .  | -      | -                    | -                  | -                    | -                    | -                    | -                   | -                  | ...                      |
| DINING ROOM ONLY . . . . .  | -      | -                    | -                  | -                    | -                    | -                    | -                   | -                  | ...                      |
| 1 OR MORE BEDROOMS ONLY . . . . .   | 800    | -                    | -                  | -                    | 100                  | 300                  | 100                 | 200                | ...                      |
| OTHER ROOMS OR COMBINATION . . . . .  | -      | -                    | -                  | -                    | -                    | -                    | -                   | -                  | ...                      |
| NOT REPORTED . . . . .  | -      | -                    | -                  | -                    | -                    | -                    | -                   | -                  | ...                      |
| NOT REPORTED . . . . .  | 800    | -                    | -                  | -                    | 300                  | 300                  | 200                 | -                  | ...                      |
| NOT HEATING EQUIPMENT . . . . .   | -      | -                    | -                  | -                    | -                    | -                    | -                   | -                  | ...                      |

<sup>1</sup>EXCLUDES 1-FAMILY HOMES ON 10 ACRES OR MORE.

TABLE C-24. GROSS RENT OF RENTER OCCUPIED HOUSING UNITS BY SELECTED NEIGHBORHOOD CHARACTERISTICS FOR HOUSING UNITS WITH BLACK HOUSEHOLD HEAD: 1976

(DATA BASED ON SAMPLE, SEE TEXT. FOR MINIMUM BASE FOR DERIVED FIGURES (PERCENT, MEDIAN, ETC.) AND MEANING OF SYMBOLS, SEE TEXT)

| STANDARD METROPOLITAN STATISTICAL AREA<br>BALTIMORE, MD.<br>NOT IN CENTRAL CITY | TOTAL  | LESS<br>THAN<br>\$70 | \$70<br>TO<br>\$99 | \$100<br>TO<br>\$149 | \$150<br>TO<br>\$199 | \$200<br>TO<br>\$249 | \$250<br>OR<br>MORE | NO<br>CASH<br>RENT | MEDIAN<br>(DOL-<br>LARS) |
|---|--------|----------------------|--------------------|----------------------|----------------------|----------------------|---------------------|--------------------|--------------------------|
| SPECIFIED RENTER OCCUPIED <sup>1</sup> . . . . .                                | 14 600 | 200                  | 800                | 1 200                | 6 000                | 4 100                | 1 900               | 400                | 190                      |
| NEIGHBORHOOD CONDITIONS AND WISH TO MOVE <sup>2</sup>                           |        |                      |                    |                      |                      |                      |                     |                    |                          |
| NO STREET OR HIGHWAY NOISE . . . . .  | 10 400 | 200                  | 800                | 800                  | 4 200                | 2 700                | 1 400               | 400                | 188                      |
| WITH STREET OR HIGHWAY NOISE . . . . .  | 4 100  | -                    | -                  | 500                  | 1 900                | 1 400                | 300                 | -                  | 191                      |
| BOTHERSOME TO RESPONDENT . . . . .  | 1 100  | -                    | -                  | 200                  | 600                  | 300                  | -                   | -                  | ...                      |
| WOULD LIKE TO MOVE . . . . .  | 500    | -                    | -                  | -                    | 300                  | 200                  | -                   | -                  | ...                      |
| WOULD NOT LIKE TO MOVE . . . . .  | 600    | -                    | -                  | 200                  | 300                  | 200                  | -                   | -                  | ...                      |
| NOT REPORTED . . . . .  | -      | -                    | -                  | -                    | -                    | -                    | -                   | -                  | ...                      |
| NOT BOTHERSOME TO RESPONDENT . . . . .  | 3 000  | -                    | -                  | 300                  | 1 200                | 1 100                | 300                 | -                  | ...                      |
| NOT REPORTED . . . . .  | -      | -                    | -                  | -                    | -                    | -                    | -                   | -                  | ...                      |
| NOT REPORTED . . . . .  | 200    | -                    | -                  | -                    | -                    | -                    | 200                 | -                  | ...                      |
| NO AIRPLANE TRAFFIC NOISE . . . . .   | 12 000 | 200                  | 600                | 900                  | 5 300                | 3 300                | 1 400               | 300                | 184                      |
| WITH AIRPLANE TRAFFIC NOISE . . . . .   | 2 500  | -                    | 200                | 300                  | 800                  | 800                  | 300                 | 200                | ...                      |
| BOTHERSOME TO RESPONDENT . . . . .  | 800    | -                    | -                  | 200                  | 300                  | 300                  | -                   | -                  | ...                      |
| WOULD LIKE TO MOVE . . . . .  | 600    | -                    | -                  | 200                  | 300                  | 200                  | -                   | -                  | ...                      |
| WOULD NOT LIKE TO MOVE . . . . .  | 200    | -                    | -                  | -                    | -                    | 200                  | -                   | -                  | ...                      |
| NOT REPORTED . . . . .  | -      | -                    | -                  | -                    | -                    | -                    | -                   | -                  | ...                      |
| NOT BOTHERSOME TO RESPONDENT . . . . .  | 1 700  | -                    | 200                | 200                  | 500                  | 500                  | 300                 | 200                | ...                      |
| NOT REPORTED . . . . .  | -      | -                    | -                  | -                    | -                    | -                    | -                   | -                  | ...                      |
| NOT REPORTED . . . . .  | 200    | -                    | -                  | -                    | -                    | -                    | 200                 | -                  | ...                      |
| NO HEAVY TRAFFIC . . . . .  | 11 300 | 200                  | 800                | 500                  | 4 800                | 3 100                | 1 600               | 400                | 191                      |
| WITH HEAVY TRAFFIC . . . . .  | 3 100  | -                    | -                  | 800                  | 1 300                | 900                  | 200                 | -                  | ...                      |
| BOTHERSOME TO RESPONDENT . . . . .  | 800    | -                    | -                  | -                    | 300                  | 500                  | -                   | -                  | ...                      |
| WOULD LIKE TO MOVE . . . . .  | 300    | -                    | -                  | -                    | 200                  | 200                  | -                   | -                  | ...                      |
| WOULD NOT LIKE TO MOVE . . . . .  | 500    | -                    | -                  | -                    | 200                  | 300                  | -                   | -                  | ...                      |
| NOT REPORTED . . . . .  | -      | -                    | -                  | -                    | -                    | -                    | -                   | -                  | ...                      |
| NOT BOTHERSOME TO RESPONDENT . . . . .  | 2 400  | -                    | -                  | 800                  | 900                  | 500                  | 200                 | -                  | ...                      |
| NOT REPORTED . . . . .  | -      | -                    | -                  | -                    | -                    | -                    | -                   | -                  | ...                      |
| NOT REPORTED . . . . .  | 200    | -                    | -                  | -                    | -                    | -                    | 200                 | -                  | ...                      |
| NO STREETS IN NEED OF REPAIR . . . . .  | 11 800 | 200                  | 600                | 600                  | 5 000                | 3 600                | 1 600               | 300                | 193                      |
| WITH STREETS IN NEED OF REPAIR . . . . .  | 2 600  | -                    | 200                | 600                  | 1 100                | 500                  | 200                 | 100                | ...                      |
| BOTHERSOME TO RESPONDENT . . . . .  | 1 100  | -                    | -                  | 100                  | 500                  | 300                  | 200                 | -                  | ...                      |
| WOULD LIKE TO MOVE . . . . .  | 300    | -                    | -                  | 100                  | 200                  | 200                  | -                   | -                  | ...                      |
| WOULD NOT LIKE TO MOVE . . . . .  | 800    | -                    | -                  | -                    | 300                  | 300                  | 200                 | -                  | ...                      |
| NOT REPORTED . . . . .  | -      | -                    | -                  | -                    | -                    | -                    | -                   | -                  | ...                      |
| NOT BOTHERSOME TO RESPONDENT . . . . .  | 1 500  | -                    | 200                | 500                  | 600                  | 100                  | -                   | 100                | ...                      |
| NOT REPORTED . . . . .  | -      | -                    | -                  | -                    | -                    | -                    | -                   | -                  | ...                      |
| NOT REPORTED . . . . .  | 200    | -                    | -                  | -                    | -                    | -                    | 200                 | -                  | ...                      |
| NO ROADS IMPASSABLE . . . . .   | 11 700 | 200                  | 300                | 900                  | 4 300                | 4 100                | 1 600               | 300                | 196                      |
| WITH ROADS IMPASSABLE . . . . .   | 2 800  | -                    | 500                | 300                  | 1 700                | -                    | 200                 | 100                | ...                      |
| BOTHERSOME TO RESPONDENT . . . . .  | 1 400  | -                    | 100                | 300                  | 900                  | -                    | -                   | -                  | ...                      |
| WOULD LIKE TO MOVE . . . . .  | 300    | -                    | -                  | -                    | 300                  | -                    | -                   | -                  | ...                      |
| WOULD NOT LIKE TO MOVE . . . . .  | 1 100  | -                    | 100                | 300                  | 600                  | -                    | -                   | -                  | ...                      |
| NOT REPORTED . . . . .  | -      | -                    | -                  | -                    | -                    | -                    | -                   | -                  | ...                      |
| NOT BOTHERSOME TO RESPONDENT . . . . .  | 1 400  | -                    | 300                | -                    | 800                  | -                    | 200                 | 100                | ...                      |
| NOT REPORTED . . . . .  | -      | -                    | -                  | -                    | -                    | -                    | -                   | -                  | ...                      |
| NOT REPORTED . . . . .  | 200    | -                    | -                  | -                    | -                    | -                    | 200                 | -                  | ...                      |
| NO OCCUPIED HOUSING IN RUNDOWN CONDITION . . . . .                              | 13 200 | 200                  | 800                | 900                  | 5 600                | 3 900                | 1 600               | 300                | 190                      |
| WITH OCCUPIED HOUSING IN RUNDOWN CONDITION . . . . .                            | 1 200  | -                    | -                  | 300                  | 500                  | 100                  | 200                 | 100                | ...                      |
| BOTHERSOME TO RESPONDENT . . . . .  | 500    | -                    | -                  | 200                  | 300                  | -                    | -                   | -                  | ...                      |
| WOULD LIKE TO MOVE . . . . .  | 300    | -                    | -                  | -                    | 300                  | -                    | -                   | -                  | ...                      |
| WOULD NOT LIKE TO MOVE . . . . .  | 200    | -                    | -                  | 200                  | -                    | -                    | -                   | -                  | ...                      |
| NOT REPORTED . . . . .  | -      | -                    | -                  | -                    | -                    | -                    | -                   | -                  | ...                      |
| NOT BOTHERSOME TO RESPONDENT . . . . .  | 800    | -                    | -                  | 200                  | 200                  | 100                  | 200                 | 100                | ...                      |
| NOT REPORTED . . . . .  | -      | -                    | -                  | -                    | -                    | -                    | -                   | -                  | ...                      |
| NOT REPORTED . . . . .  | 200    | -                    | -                  | -                    | -                    | -                    | 200                 | -                  | ...                      |
| NO COMMERCIAL OR NONRESIDENTIAL ACTIVITIES . . . . .                            | 12 900 | 200                  | 600                | 1 100                | 5 100                | 3 800                | 1 700               | 400                | 192                      |
| WITH COMMERCIAL OR NONRESIDENTIAL ACTIVITIES . . . . .                          | 1 400  | -                    | 200                | 200                  | 800                  | 300                  | -                   | -                  | ...                      |
| BOTHERSOME TO RESPONDENT . . . . .  | -      | -                    | -                  | -                    | -                    | -                    | -                   | -                  | ...                      |
| WOULD LIKE TO MOVE . . . . .  | -      | -                    | -                  | -                    | -                    | -                    | -                   | -                  | ...                      |
| WOULD NOT LIKE TO MOVE . . . . .  | -      | -                    | -                  | -                    | -                    | -                    | -                   | -                  | ...                      |
| NOT REPORTED . . . . .  | -      | -                    | -                  | -                    | -                    | -                    | -                   | -                  | ...                      |
| NOT BOTHERSOME TO RESPONDENT . . . . .  | 1 400  | -                    | 200                | 200                  | 800                  | 300                  | -                   | -                  | ...                      |
| NOT REPORTED . . . . .  | -      | -                    | -                  | -                    | -                    | -                    | -                   | -                  | ...                      |
| NOT REPORTED . . . . .  | 300    | -                    | -                  | -                    | 100                  | -                    | 200                 | -                  | ...                      |

<sup>1</sup>EXCLUDES 1-FAMILY HOMES ON 10 ACRES OR MORE.

<sup>2</sup>WISH TO MOVE RELATES ONLY TO RESPONDENTS' OPINION OF SPECIFIC CONDITIONS.

TABLE C-24. GROSS RENT OF RENTER OCCUPIED HOUSING UNITS BY SELECTED NEIGHBORHOOD CHARACTERISTICS FOR HOUSING UNITS WITH BLACK HOUSEHOLD HEAD: 1976--CONTINUED

(DATA BASED ON SAMPLE, SEE TEXT. FOR MINIMUM BASE FOR DERIVED FIGURES (PERCENT, MEDIAN, ETC.) AND MEANING OF SYMBOLS, SEE TEXT)

| STANDARD METROPOLITAN STATISTICAL AREA<br>BALTIMORE, MD.<br>NOT IN CENTRAL CITY | TOTAL  | LESS<br>THAN<br>\$70 | \$70<br>TO<br>\$99 | \$100<br>TO<br>\$149 | \$150<br>TO<br>\$199 | \$200<br>TO<br>\$249 | \$250<br>OR<br>MORE | NO<br>CASH<br>RENT | MEDIAN<br>(DOL-<br>LARS) |
|---|--------|----------------------|--------------------|----------------------|----------------------|----------------------|---------------------|--------------------|--------------------------|
| SPECIFIED RENTER OCCUPIED <sup>1</sup> --CON.                                   |        |                      |                    |                      |                      |                      |                     |                    |                          |
| NEIGHBORHOOD CONDITIONS AND WISH TO MOVE <sup>2</sup> --CON.                    |        |                      |                    |                      |                      |                      |                     |                    |                          |
| NO ODORS, SMOKE, OR GAS . . . . .   | 13 500 | 200                  | 800                | 900                  | 5 600                | 3 900                | 1 700               | 400                | 191                      |
| WITH ODORS, SMOKE, OR GAS . . . . .   | 900    | -                    | -                  | 300                  | 500                  | 100                  | -                   | -                  | ...                      |
| BOTHERSOME TO RESPONDENT . . . . .  | 300    | -                    | -                  | 200                  | -                    | 100                  | -                   | -                  | ...                      |
| WOULD LIKE TO MOVE . . . . .  | 100    | -                    | -                  | -                    | -                    | 100                  | -                   | -                  | ...                      |
| WOULD NOT LIKE TO MOVE . . . . .  | 200    | -                    | -                  | 200                  | -                    | -                    | -                   | -                  | ...                      |
| NOT REPORTED . . . . .  | -      | -                    | -                  | -                    | -                    | -                    | -                   | -                  | ...                      |
| NOT BOTHERSOME TO RESPONDENT . . . . .  | 600    | -                    | -                  | 200                  | 500                  | -                    | -                   | -                  | ...                      |
| NOT REPORTED . . . . .  | -      | -                    | -                  | -                    | -                    | -                    | -                   | -                  | ...                      |
| NOT REPORTED . . . . .  | 200    | -                    | -                  | -                    | -                    | -                    | 200                 | -                  | ...                      |
| ADEQUATE STREET LIGHTS . . . . .  | 10 900 | 200                  | 600                | 1 100                | 3 600                | 3 600                | 1 400               | 400                | 196                      |
| INADEQUATE STREET LIGHTS . . . . .  | 3 600  | -                    | 200                | 200                  | 2 500                | 500                  | 300                 | -                  | ...                      |
| BOTHERSOME TO RESPONDENT . . . . .  | 2 600  | -                    | -                  | -                    | 2 200                | 300                  | 200                 | -                  | ...                      |
| WOULD LIKE TO MOVE . . . . .  | 600    | -                    | -                  | -                    | 600                  | -                    | -                   | -                  | ...                      |
| WOULD NOT LIKE TO MOVE . . . . .  | 2 000  | -                    | -                  | -                    | 1 500                | 300                  | 200                 | -                  | ...                      |
| NOT REPORTED . . . . .  | -      | -                    | -                  | -                    | -                    | -                    | -                   | -                  | ...                      |
| NOT BOTHERSOME TO RESPONDENT . . . . .  | 900    | -                    | 200                | 200                  | 300                  | 200                  | 200                 | -                  | ...                      |
| NOT REPORTED . . . . .  | -      | -                    | -                  | -                    | -                    | -                    | -                   | -                  | ...                      |
| NOT REPORTED . . . . .  | 200    | -                    | -                  | -                    | -                    | -                    | 200                 | -                  | ...                      |
| NO NEIGHBORHOOD CRIME . . . . .   | 12 500 | 200                  | 600                | 900                  | 5 000                | 3 700                | 1 700               | 300                | 193                      |
| WITH NEIGHBORHOOD CRIME . . . . .   | 2 000  | -                    | 200                | 300                  | 1 100                | 300                  | -                   | 100                | ...                      |
| BOTHERSOME TO RESPONDENT . . . . .  | 800    | -                    | 200                | 200                  | 500                  | -                    | -                   | -                  | ...                      |
| WOULD LIKE TO MOVE . . . . .  | 300    | -                    | -                  | -                    | 300                  | -                    | -                   | -                  | ...                      |
| WOULD NOT LIKE TO MOVE . . . . .  | 500    | -                    | 200                | 200                  | 200                  | -                    | -                   | -                  | ...                      |
| NOT REPORTED . . . . .  | -      | -                    | -                  | -                    | -                    | -                    | -                   | -                  | ...                      |
| NOT BOTHERSOME TO RESPONDENT . . . . .  | 1 200  | -                    | -                  | 200                  | 600                  | 300                  | -                   | 100                | ...                      |
| NOT REPORTED . . . . .  | -      | -                    | -                  | -                    | -                    | -                    | -                   | -                  | ...                      |
| NOT REPORTED . . . . .  | 200    | -                    | -                  | -                    | -                    | -                    | 200                 | -                  | ...                      |
| NO TRASH, LITTER, OR JUNK . . . . .   | 11 200 | 200                  | 500                | 800                  | 4 600                | 3 600                | 1 400               | 100                | 193                      |
| WITH TRASH, LITTER, OR JUNK . . . . .   | 3 300  | -                    | 300                | 500                  | 1 400                | 500                  | 300                 | 300                | ...                      |
| BOTHERSOME TO RESPONDENT . . . . .  | 1 900  | -                    | -                  | 200                  | 1 100                | 500                  | -                   | 200                | ...                      |
| WOULD LIKE TO MOVE . . . . .  | 800    | -                    | -                  | -                    | 600                  | 200                  | -                   | -                  | ...                      |
| WOULD NOT LIKE TO MOVE . . . . .  | 1 100  | -                    | -                  | 200                  | 500                  | 300                  | -                   | 200                | ...                      |
| NOT REPORTED . . . . .  | -      | -                    | -                  | -                    | -                    | -                    | -                   | -                  | ...                      |
| NOT BOTHERSOME TO RESPONDENT . . . . .  | 1 200  | -                    | 300                | 300                  | 200                  | -                    | 300                 | 100                | ...                      |
| NOT REPORTED . . . . .  | 200    | -                    | -                  | -                    | 200                  | -                    | -                   | -                  | ...                      |
| NOT REPORTED . . . . .  | 200    | -                    | -                  | -                    | -                    | -                    | 200                 | -                  | ...                      |
| NO BOARDED UP OR ABANDONED STRUCTURES . . . . .                                 | 13 700 | 200                  | 800                | 1 100                | 5 600                | 3 900                | 1 700               | 400                | 190                      |
| WITH BOARDED UP OR ABANDONED STRUCTURES . . . . .                               | 800    | -                    | -                  | 200                  | 500                  | 100                  | -                   | -                  | ...                      |
| BOTHERSOME TO RESPONDENT . . . . .  | 500    | -                    | -                  | 200                  | 200                  | 100                  | -                   | -                  | ...                      |
| WOULD LIKE TO MOVE . . . . .  | 200    | -                    | -                  | -                    | 200                  | -                    | -                   | -                  | ...                      |
| WOULD NOT LIKE TO MOVE . . . . .  | 300    | -                    | -                  | 200                  | -                    | 100                  | -                   | -                  | ...                      |
| NOT REPORTED . . . . .  | -      | -                    | -                  | -                    | -                    | -                    | -                   | -                  | ...                      |
| NOT BOTHERSOME TO RESPONDENT . . . . .  | 300    | -                    | -                  | -                    | 300                  | -                    | -                   | -                  | ...                      |
| NOT REPORTED . . . . .  | -      | -                    | -                  | -                    | -                    | -                    | -                   | -                  | ...                      |
| NOT REPORTED . . . . .  | 200    | -                    | -                  | -                    | -                    | -                    | 200                 | -                  | ...                      |
| NEIGHBORHOOD SERVICES   |        |                      |                    |                      |                      |                      |                     |                    |                          |
| ADEQUATE NEIGHBORHOOD SERVICES . . . . .  | 8 500  | 200                  | 200                | 800                  | 2 900                | 2 800                | 1 400               | 300                | 202                      |
| INADEQUATE NEIGHBORHOOD SERVICES <sup>3</sup> . . . . .                         | 5 900  | -                    | 600                | 500                  | 3 100                | 1 300                | 300                 | 200                | 178                      |
| PUBLIC TRANSPORTATION . . . . .   | 4 800  | -                    | 300                | 300                  | 2 500                | 1 300                | 300                 | 200                | 184                      |
| SCHOOLS . . . . .   | -      | -                    | -                  | -                    | -                    | -                    | -                   | -                  | ...                      |
| SHOPPING . . . . .  | 600    | -                    | 100                | 300                  | 100                  | -                    | -                   | -                  | ...                      |
| POLICE PROTECTION . . . . .   | 900    | -                    | 200                | -                    | 800                  | -                    | -                   | -                  | ...                      |
| FIRE PROTECTION . . . . .   | 300    | -                    | -                  | -                    | 200                  | -                    | -                   | 200                | ...                      |
| HOSPITALS OR HEALTH CLINICS . . . . .   | 900    | -                    | 200                | 300                  | 200                  | 200                  | 200                 | -                  | ...                      |
| DON'T KNOW . . . . .  | -      | -                    | -                  | -                    | -                    | -                    | -                   | -                  | ...                      |
| NOT REPORTED . . . . .  | 200    | -                    | -                  | -                    | -                    | -                    | 200                 | -                  | ...                      |
| NEIGHBORHOOD SERVICES AND WISH TO MOVE <sup>4</sup>                             |        |                      |                    |                      |                      |                      |                     |                    |                          |
| WITH INADEQUATE SERVICE . . . . .   | 5 900  | -                    | 600                | 500                  | 3 100                | 1 300                | 300                 | 200                | 178                      |
| HOUSEHOLD WOULD LIKE TO MOVE <sup>5</sup> . . . . .                             | 1 100  | -                    | 200                | -                    | 600                  | 300                  | -                   | -                  | ...                      |
| BECAUSE OF PUBLIC TRANSPORTATION . . . . .                                      | 500    | -                    | -                  | -                    | 200                  | 300                  | -                   | -                  | ...                      |
| BECAUSE OF SCHOOLS . . . . .  | -      | -                    | -                  | -                    | -                    | -                    | -                   | -                  | ...                      |
| BECAUSE OF SHOPPING . . . . .   | -      | -                    | -                  | -                    | -                    | -                    | -                   | -                  | ...                      |
| BECAUSE OF POLICE PROTECTION . . . . .  | 600    | -                    | 200                | -                    | 500                  | -                    | -                   | -                  | ...                      |
| BECAUSE OF FIRE PROTECTION . . . . .  | 200    | -                    | -                  | -                    | 200                  | -                    | -                   | -                  | ...                      |
| BECAUSE OF HOSPITALS OR HEALTH CLINICS . . . . .                                | -      | -                    | -                  | -                    | -                    | -                    | -                   | -                  | ...                      |
| HOUSEHOLD WOULD NOT LIKE TO MOVE . . . . .                                      | 4 500  | -                    | 500                | 500                  | 2 200                | 900                  | 300                 | 200                | 178                      |
| NOT REPORTED . . . . .  | 300    | -                    | -                  | -                    | 300                  | -                    | -                   | -                  | ...                      |
| WITH ADEQUATE SERVICE . . . . .   | 8 500  | 200                  | 200                | 800                  | 2 900                | 2 800                | 1 400               | 300                | 202                      |
| NOT REPORTED . . . . .  | 200    | -                    | -                  | -                    | -                    | -                    | 200                 | -                  | ...                      |
| OVERALL OPINION OF NEIGHBORHOOD   |        |                      |                    |                      |                      |                      |                     |                    |                          |
| EXCELLENT . . . . .   | 3 400  | -                    | 100                | 300                  | 900                  | 1 500                | 300                 | 200                | ...                      |
| GOOD . . . . .  | 8 000  | 200                  | 600                | 800                  | 3 000                | 2 200                | 1 100               | 100                | 189                      |
| FAIR . . . . .  | 2 900  | -                    | -                  | 200                  | 2 000                | 300                  | 300                 | 100                | ...                      |
| POOR . . . . .  | -      | -                    | -                  | -                    | -                    | -                    | -                   | -                  | ...                      |
| NOT REPORTED . . . . .  | 300    | -                    | -                  | -                    | 200                  | -                    | 200                 | -                  | ...                      |
| HOUSEHOLD WOULD LIKE TO MOVE . . . . .  | 2 200  | -                    | -                  | 300                  | 1 200                | 600                  | -                   | -                  | ...                      |
| EXCELLENT . . . . .   | 300    | -                    | -                  | -                    | 200                  | 200                  | -                   | -                  | ...                      |
| GOOD . . . . .  | 600    | -                    | -                  | 300                  | -                    | 300                  | -                   | -                  | ...                      |
| FAIR . . . . .  | 1 200  | -                    | -                  | -                    | 1 100                | 100                  | -                   | -                  | ...                      |
| POOR . . . . .  | -      | -                    | -                  | -                    | -                    | -                    | -                   | -                  | ...                      |
| NOT REPORTED . . . . .  | -      | -                    | -                  | -                    | -                    | -                    | -                   | -                  | ...                      |
| HOUSEHOLD WOULD NOT LIKE TO MOVE . . . . .                                      | 12 300 | 200                  | 800                | 900                  | 4 800                | 3 400                | 1 700               | 400                | 191                      |
| EXCELLENT . . . . .   | 3 100  | -                    | 100                | 300                  | 800                  | 1 400                | 300                 | 200                | ...                      |
| GOOD . . . . .  | 7 300  | 200                  | 600                | 500                  | 3 000                | 1 900                | 1 100               | 100                | 189                      |
| FAIR . . . . .  | 1 700  | -                    | -                  | 200                  | 900                  | 200                  | 300                 | 100                | ...                      |
| POOR . . . . .  | -      | -                    | -                  | -                    | -                    | -                    | -                   | -                  | ...                      |
| NOT REPORTED . . . . .  | 200    | -                    | -                  | -                    | 200                  | -                    | -                   | -                  | ...                      |
| NOT REPORTED . . . . .  | 200    | -                    | -                  | -                    | -                    | -                    | 200                 | -                  | ...                      |

<sup>1</sup>EXCLUDES 1-FAMILY HOMES ON 10 ACRES OR MORE.

<sup>2</sup>WISH TO MOVE RELATES ONLY TO RESPONDENTS' OPINION OF SPECIFIC CONDITIONS.

<sup>3</sup>FIGURES WILL NOT ADD TO TOTAL BECAUSE MORE THAN ONE INADEQUATE SERVICE WAS REPORTED FOR THE SAME UNIT.

<sup>4</sup>WISH TO MOVE RELATES ONLY TO RESPONDENTS' OPINION OF SPECIFIC SERVICES.

TABLE C-25. INCOME OF FAMILIES AND PRIMARY INDIVIDUALS BY OCCUPANCY AND UTILIZATION CHARACTERISTICS AND SERVICES AVAILABLE FOR HOUSEHOLDS WITH HEAD OF SPANISH ORIGIN: 1976

TABLE C-26. INCOME OF FAMILIES AND PRIMARY INDIVIDUALS BY DEFICIENCIES IN SELECTED STRUCTURAL CHARACTERISTICS FOR HOUSEHOLDS WITH HEAD OF SPANISH ORIGIN: 1976

TABLE C-27. INCOME OF FAMILIES AND PRIMARY INDIVIDUALS BY FAILURE IN PLUMBING FACILITIES AND EQUIPMENT FOR HOUSEHOLDS WITH HEAD OF SPANISH ORIGIN: 1976

TABLE C-28. INCOME OF FAMILIES AND PRIMARY INDIVIDUALS BY SELECTED NEIGHBORHOOD CHARACTERISTICS FOR HOUSEHOLDS WITH HEAD OF SPANISH ORIGIN: 1976

TABLE C-29. VALUE OF OWNER OCCUPIED HOUSING UNITS BY OCCUPANCY AND UTILIZATION CHARACTERISTICS AND SERVICES AVAILABLE FOR HOUSEHOLDS WITH HEAD OF SPANISH ORIGIN: 1976

TABLE C-30. VALUE OF OWNER OCCUPIED HOUSING UNITS BY DEFICIENCIES IN SELECTED STRUCTURAL CHARACTERISTICS FOR HOUSEHOLDS WITH HEAD OF SPANISH ORIGIN: 1976

TABLE C-31. VALUE OF OWNER OCCUPIED HOUSING UNITS BY FAILURES IN PLUMBING FACILITIES AND EQUIPMENT FOR HOUSEHOLDS WITH HEAD OF SPANISH ORIGIN: 1976

TABLE C-32. VALUE OF OWNER OCCUPIED HOUSING UNITS BY SELECTED NEIGHBORHOOD CHARACTERISTICS FOR HOUSEHOLDS WITH HEAD OF SPANISH ORIGIN: 1976

TABLE C-33. GROSS RENT OF RENTER OCCUPIED HOUSING UNITS BY OCCUPANCY AND UTILIZATION CHARACTERISTICS AND SERVICES AVAILABLE FOR HOUSEHOLDS WITH HEAD OF SPANISH ORIGIN: 1976

TABLE C-34. GROSS RENT OF RENTER OCCUPIED HOUSING UNITS BY DEFICIENCIES IN SELECTED STRUCTURAL CHARACTERISTICS FOR HOUSEHOLDS WITH HEAD OF SPANISH ORIGIN: 1976

TABLE C-35. GROSS RENT OF RENTER OCCUPIED HOUSING UNITS BY FAILURES IN PLUMBING FACILITIES AND EQUIPMENT FOR HOUSEHOLDS WITH HEAD OF SPANISH ORIGIN: 1976

TABLE C-36. GROSS RENT OF RENTER OCCUPIED HOUSING UNITS BY SELECTED NEIGHBORHOOD CHARACTERISTICS FOR HOUSEHOLDS WITH HEAD OF SPANISH ORIGIN: 1976

(TABLES C-25 THROUGH C-36 OMITTED BECAUSE OF INSUFFICIENT NUMBER OF HOUSEHOLDS WITH HEAD OF SPANISH ORIGIN; SEE INTRODUCTION)

# Appendix A

## Area Classifications and Definitions and Explanations of Subject Characteristics

|   |       |  |        |   |        |
|---|-------|--|--------|---|--------|
| AREA CLASSIFICATIONS . . . . .  | App-2 | Present and previous units of recent movers . . . . .              | App-7  | Neighborhood conditions and neighborhood services . . . . .                         | App-12 |
| Counties . . . . .  | App-2 | Same or different head . . . . .                                   | App-7  | Financial Characteristics . . . . .   | App-13 |
| Standard Metropolitan Statistical Areas . . . . .   | App-2 | Main reason for move into present unit . . . . .                   | App-7  | Value . . . . .   | App-13 |
| DEFINITIONS AND EXPLANATIONS OF SUBJECT CHARACTERISTICS . . . . .                         | App-2 | Utilization Characteristics . . . . .                              | App-7  | Value-income ratio . . . . .  | App-13 |
| General . . . . .   | App-2 | Persons . . . . .  | App-7  | Mortgage or debt status . . . . .   | App-14 |
| Comparability with 1970 Census of Housing data . . . . .                                  | App-2 | Rooms . . . . .  | App-7  | Mortgage insurance . . . . .  | App-14 |
| Comparability with 1970 Census of Population data . . . . .                               | App-3 | Persons per room . . . . .   | App-7  | Real estate taxes last year . . . . .   | App-14 |
| Comparability with Current Construction Reports from the Survey of Construction . . . . . | App-3 | Bedrooms . . . . .   | App-7  | Property insurance . . . . .  | App-14 |
| Comparability with other Bureau of the Census data . . . . .                              | App-3 | Structural Characteristics . . . . .                               | App-8  | Selected monthly housing costs . . . . .  | App-14 |
| Comparability with housing vacancy surveys . . . . .                                      | App-3 | Complete kitchen facilities . . . . .                              | App-8  | Selected monthly housing costs as percentage of income . . . . .                    | App-15 |
| Living Quarters . . . . .   | App-3 | Condition of kitchen facilities . . . . .                          | App-8  | Acquisition of property . . . . .   | App-15 |
| Housing units . . . . .   | App-3 | Basement . . . . .   | App-8  | Alterations and repairs during the last 12 months . . . . .                         | App-15 |
| Group quarters . . . . .  | App-4 | Year structure built . . . . .                                     | App-8  | Plans for improvements during the next 12 months . . . . .                          | App-15 |
| Rules for mobile homes, hotels, rooming houses, etc. . . . .                              | App-4 | Units in structure . . . . .                                       | App-8  | Sales price asked . . . . .   | App-15 |
| Institutions . . . . .  | App-4 | Elevator in structure . . . . .                                    | App-8  | Garage or carport on property . . . . .   | App-16 |
| Year-round housing units . . . . .  | App-4 | Stories between main and apartment entrances . . . . .             | App-8  | Contract rent . . . . .   | App-16 |
| Changes in the Housing Inventory  | App-4 | Storm windows, storm doors, and attic or roof insulation . . . . . | App-8  | Gross rent . . . . .  | App-16 |
| Units added by new construction . . . . .   | App-4 | Roof . . . . .   | App-9  | Gross rent in nonsubsidized housing . . . . .                                       | App-16 |
| Units lost from the inventory . . . . .   | App-4 | Interior ceilings and walls . . . . .                              | App-9  | Gross rent as percentage of income . . . . .  | App-16 |
| Units lost through demolition or disaster . . . . .                                       | App-4 | Interior floors . . . . .  | App-9  | Gross rent in nonsubsidized housing as percentage of income . . . . .               | App-16 |
| Units lost through other means . . . . .  | App-4 | Selected structural deficiencies and wish to move . . . . .        | App-9  | Inclusion in rent (parking facilities, garbage collection, and furniture) . . . . . | App-16 |
| Unspecified units . . . . .   | App-5 | Overall opinion of structure . . . . .                             | App-9  | Rent asked . . . . .  | App-16 |
| Occupancy and Vacancy Characteristics . . . . .   | App-5 | Common stairways . . . . .   | App-9  | Public, private, or subsidized housing . . . . .                                    | App-17 |
| Occupied housing units . . . . .  | App-5 | Light fixtures in public halls . . . . .                           | App-9  | Household Characteristics . . . . .   | App-17 |
| Population in housing units . . . . .   | App-5 | Electric wiring . . . . .  | App-9  | Household . . . . .   | App-17 |
| Race . . . . .  | App-5 | Electric wall outlets . . . . .                                    | App-9  | Head of household . . . . .   | App-17 |
| Spanish origin . . . . .  | App-5 | Electric fuse blowouts . . . . .                                   | App-9  | Household composition . . . . .   | App-17 |
| Tenure . . . . .  | App-5 | Parking facilities . . . . .                                       | App-9  | Family or primary individual . . . . .  | App-17 |
| Duration of occupancy . . . . .   | App-5 | Plumbing Characteristics . . . . .                                 | App-9  | Subfamily . . . . .   | App-17 |
| Year head moved into unit . . . . .   | App-6 | Plumbing facilities . . . . .                                      | App-9  | Age of head . . . . .   | App-17 |
| Owner or manager on property . . . . .  | App-6 | Complete bathrooms . . . . .                                       | App-10 | Persons 65 years old and over . . . . .   | App-17 |
| Vacant housing units . . . . .  | App-6 | Source of water or water supply . . . . .                          | App-10 | Own children . . . . .  | App-17 |
| Vacancy status . . . . .  | App-6 | Sewage disposal . . . . .  | App-10 | Other relative of head . . . . .  | App-17 |
| Duration of vacancy . . . . .   | App-6 | Flush toilet . . . . .   | App-10 | Nonrelative . . . . .   | App-17 |
| Homeowner vacancy rate . . . . .  | App-7 | Equipment and Fuels . . . . .                                      | App-11 | Years of school completed by head . . . . .   | App-18 |
| Rental vacancy rate . . . . .   | App-7 | Telephone available . . . . .                                      | App-11 | Means of transportation and distance and travel time to work . . . . .              | App-18 |
| Units Occupied by Recent Movers . . . . .   | App-7 | Heating equipment . . . . .  | App-11 | Income . . . . .  | App-18 |
| Recent movers . . . . .   | App-7 | Insufficient heat . . . . .  | App-11 |   |        |
|   |       | Air conditioning . . . . .   | App-11 |   |        |
|   |       | Automobiles and trucks available . . . . .                         | App-11 |   |        |
|   |       | Fuels used for house heating and cooking . . . . .                 | App-12 |   |        |
|   |       | Owned second home . . . . .  | App-12 |   |        |
|   |       | Services and Neighborhood Conditions . . . . .                     | App-12 |   |        |
|   |       | Garbage collection service . . . . .                               | App-12 |   |        |
|   |       | Exterminator service . . . . .                                     | App-12 |   |        |
|   |       |  |        | FACSIMILE OF THE ANNUAL HOUSING SURVEY QUESTIONNAIRE: 1976 . . . . .                | App-20 |



## AREA CLASSIFICATIONS

### Counties

The primary divisions of most of the States are termed counties; in Louisiana the corresponding areas are termed parishes. Alaska has no counties; in this State, areas designated census divisions have been defined for general statistical purposes by the State in cooperation with the Census Bureau and are treated as county equivalents. Four States (Maryland, Missouri, Nevada, and Virginia) contain one or more cities that are independent of any county; for statistical purposes these independent cities are treated as county equivalents.

### Standard Metropolitan Statistical Areas

The definitions of standard metropolitan statistical areas used in the Annual Housing Survey correspond to the 243 SMSA's used in the 1970 census. These include the 228 SMSA's as defined and named in the Bureau of the Budget publication, **Standard Metropolitan Statistical Areas: 1967**, U.S. Government Printing Office, Washington, D.C. 20402. After 1967, 15 SMSA's were added, of which 2 were defined in January 1968 and an additional 13 were defined in February 1971 on the basis of the results of the 1970 census. Changes in SMSA definition criteria, boundaries, and titles made after February 1971 are not reflected in this series of reports. SMSA's are defined by the Office of Management and Budget (formerly Bureau of the Budget).

Except in the New England States, a standard metropolitan statistical area is a county or group of contiguous counties which contains at least one city of 50,000 inhabitants or more, or "twin cities" with a combined population of at least 50,000. In addition to the county or counties containing such a city or cities, contiguous counties are included in an SMSA if, according to certain criteria, they are socially and economically integrated with the central city. In the New England States, SMSA's consist of towns and cities instead of counties. Each SMSA must include at least one central city, and the complete title of an SMSA identifies the central city or cities. For a detailed description of the criteria used in

defining SMSA's, see the Bureau of the Budget publication cited above.

In this report, figures for "in central cities" refer to all housing units within the legal city boundaries. For a few central cities, the figures include some housing units in parts of the city classified as rural in the 1970 census.

## DEFINITIONS AND EXPLANATIONS OF SUBJECT CHARACTERISTICS

### General

As stated in the introductory text of this report, the 1976-1977 Annual Housing Survey was conducted by personal interview. The survey interviewers were instructed to read the questions directly from the questionnaire. The definitions and explanations given for each subject are, to a considerable extent, drawn from various technical and procedural materials used in the collection of the data. This material helped the field interviewers to understand more fully the intent of each question and thus to resolve problem or unusual cases. Additional explanatory information has been added to this portion of the text to assist the user in understanding the statistics.

**Comparability with 1970 Census of Housing data.**—The concepts and definitions are essentially the same for items that appear in both the 1970 census and the 1976 survey.

There is a major difference, however, in the time period of the "recent mover" classification. In the Annual Housing Survey, recent movers are households that moved into their unit during the 12 months prior to the interview, a time period of 1 year or less. In the 1970 Census of Housing reports, different time periods were used. In Volume II, **Metropolitan Housing Characteristics**, the shortest time period for "year moved into unit," is "1969 to March 1970" (1½ years); in Volume IV, **Components of Inventory Change**, the period is 1969 to December 1970 (approximately 2 years); and in Volume VII, No. 5, **Mover Households**, the time period is April 1965 to March 1970 (approximately 5 years). Volume IV is the only 1970 census report which shows cross-tabulations of data on

characteristics of present units by characteristics of previous units for recent movers.

Other definitional differences, if any, are discussed under the particular subject. Additional differences between the 1976 Annual Housing Survey data and the 1970 census data may be attributed to several factors. These include the extensive use of self-enumeration in the census in contrast to personal interview in the Annual Housing Survey; differences in processing procedures; the estimation procedures and sample designs; the sampling variability of the estimates from the Annual Housing Survey; to a smaller extent, the sampling variability associated with the sample data from the census; the nonsampling errors associated with the Annual Housing Survey estimates; and the nonsampling errors associated with the census data.

Statistics on counts and characteristics of changes in the housing inventory between the 1960 and 1970 censuses are given for the United States and for 15 selected SMSA's in the 1970 Census of Housing, Volume IV, **Components of Inventory Change**. In volume IV, the data are based on information for a sample of housing units enumerated in late 1970 as part of the 1970 census. Data are provided for such components of change between 1960 and 1970 as new construction, conversions, other additions, demolitions, mergers, other losses, and housing units that were the same in 1960 and in 1970.

In part A of this report, data for three of these components are shown; i.e., new construction, demolition (or disaster), and other losses (some other means). The 1976 data on new construction were obtained primarily from a sample of units selected from building permits. The 1970 **Components of Inventory Change** data were obtained from the 1970 census tabulations of the "year structure built" item; i.e., housing units built in 1960 or later were classified as added by "new construction."

Due to limitations in the 1975 survey procedures for obtaining data on losses in nonpermit-issuing areas only (mainly rural areas), a unit is classified as lost from the inventory, in this report, only

when the entire structure in which the sample unit was located was lost. In contrast, the data on losses in volume IV refer to all housing unit losses, including losses of units in structures which still contained one or more housing units. For permit-issuing areas, the data are comparable (see appendix B).

Data as of 1976 for "mortgage status," "mortgage insurance," "real estate taxes last year," "selected monthly housing costs," and "acquisition of property" are presented in the 1970 Census of Housing, Volume V, **Residential Finance**. In volume V, the data are based on information collected for a sample of housing units in the Residential Finance Survey which was conducted in 1971 as part of the 1970 census. The 1971 report provided data on the financing of homeowner and rental properties, including characteristics of the mortgages, properties, and homeowners.

Differences in the concepts and definitions between the data in this report and volume V include the following. The basic unit of tabulation in this report is the housing unit; in volume V, it is the property. Data on mortgage status and mortgage insurance in this report are based on the occupant's answer; in volume V, mortgage status and mortgage insurance were verified by the lender. In this report, real estate taxes and selected monthly housing costs reflect the total amount of real estate taxes and housing costs, excluding special assessments. In volume V, real estate taxes and selected monthly housing costs *include* special assessments.

**Comparability with 1970 Census of Population data.**—In the 1970 census, data for "years of school completed" were based on responses to two questions—the highest grade or year of regular school each household member attended, and whether or not that grade or year was completed. In the 1976 Annual Housing Survey, data for "years of school completed" were based on responses to a single question—the highest grade or year of regular school completed by the head. Therefore, the 1976 Annual Housing Survey may overstate the education level of the head of the household; that is, re-

spondents may have reported the grade or year the head was currently enrolled in or had last been enrolled in whether or not the grade or year was completed.

**Comparability with Current Construction Reports from the Survey of Construction.**—The Census Bureau issues several publications under the general title, *Current Construction Reports*. The data for these reports are primarily from the Survey of Construction.

The Survey of Construction consists of approximately 14,000 permit-issuing places throughout the United States. The reports from the survey contain current data on housing starts and completions, construction authorized by building permits, housing units authorized for demolition in permit-issuing places for selected areas, new one-family homes sold and for sale, characteristics of new housing, and value of new construction put in place. The concepts and definitions used in this report differ from some of those used in the Survey of Construction. The major difference is that the Survey of Construction shows counts and characteristics of housing units in various stages of construction through completion. The Annual Housing Survey shows counts and characteristics of the existing housing inventory. Additional differences between the 1976 Annual Housing Survey and the Survey of Construction may be attributed to factors such as the sampling variability and nonsampling errors of the figures from the two surveys, survey procedures and techniques, and processing procedures.

**Comparability with other Bureau of the Census data.**—Statistics in this report refer, for the most part, to the housing unit, household, or head of household. Data on the individual household members such as "Population in housing units" and "Own children under 18 years old" may differ from other similar data compiled by the Bureau of the Census. For these types of data, write to Chief, Population Division, Bureau of the Census, Washington, D.C. 20233.

**Comparability with housing vacancy surveys.**—There may be differences be-

tween this survey and federal, State, local, and other surveys which present vacancy rates. The differences may be attributed to such factors as differing interview periods, survey designs, survey techniques, and processing procedures as well as differences in concepts and definitions. In addition, there are sampling and nonsampling errors.

#### **Living Quarters (Parts A, B, C, D, F)**

Living quarters are classified as either housing units or group quarters. Usually, living quarters are in structures intended for residential use (e.g., a one-family home, apartment house, hotel or motel, boarding house, or mobile home or trailer). Living quarters may also be in structures intended for nonresidential use (e.g., the rooms in a warehouse where a watchman lives), as well as in places such as tents, caves, and old railroad cars.

**Housing units.** (Parts A, B, C, D, F)—A housing unit is a house, an apartment, a group of rooms, or a single room occupied or intended for occupancy as separate living quarters. Separate living quarters are those in which the occupants do not live and eat with any other persons in the structure and which have either (1) direct access from the outside of the building or through a common hall which is used or intended to be used by the occupants of another unit or by the general public or (2) complete kitchen facilities for the exclusive use of the occupants. The occupants may be a single family, one person living alone, two or more families living together, or any other group of related or unrelated persons who share living arrangements (except as described in the section on group quarters). For vacant units the criteria of separateness, direct access, and complete kitchen facilities for exclusive use are applied to the intended occupants whenever possible. If the information cannot be obtained, the criteria are applied to the previous occupants. Both occupied and vacant housing units are included in the housing inventory, except that mobile homes, trailers, tents, caves, boats, railroad cars, and the like, are included only if they are occupied.

**Group quarters.** (Parts A, B, C, D, F)—Group quarters are living arrangements for institutional inmates or for other groups containing five or more persons not related to the person in charge. Group quarters are located most frequently in institutions, boarding houses, military barracks, college dormitories, fraternity and sorority houses, hospitals, monasteries, convents, and ships. A house or apartment is considered group quarters if it is shared by the person in charge and five or more persons unrelated to him or, if there is no person in charge, by six or more unrelated persons. Information on the housing characteristics of group quarters was not collected.

**Rules for mobile homes, hotels, rooming houses, etc.** (Parts A, B, C, D, F)—Mobile homes or trailers, tents, boats, or railroad cars are not considered housing units if vacant, used only for business, or used only for vacations.

Occupied rooms or suites of rooms in hotels, motels, and similar places are classified as housing units only when occupied by permanent residents; i.e., persons who consider the hotel as their usual place of residence or have no usual place of residence elsewhere. Vacant rooms or suites of rooms are classified as housing units only in those hotels, motels, and similar places in which 75 percent or more of the accommodations are occupied by permanent residents.

If any of the occupants in a rooming or boarding house live and eat separately from everyone else in the building and have either direct access or complete kitchen facilities for exclusive use, their quarters are classified as separate housing units. The remaining quarters are combined. If the combined quarters contain four or fewer roomers unrelated to the head, they are classified as one housing unit; if the combined quarters contain five or more roomers unrelated to the head or person in charge, they are classified as group quarters. In a dormitory, residence hall, or similar place, living quarters of the supervisory staff and other employees are separate housing units if they satisfy the housing unit criteria; other living quarters are considered group quarters.

**Institutions.** (Parts A, B, C, D, F)—Living quarters of staff personnel are separate housing units if they satisfy the housing unit criteria. Other living quarters are considered group quarters.

**Year-round housing units.** (Part A)—Data on housing characteristics are limited to year-round housing units; i.e., all occupied units plus vacant units which are intended for year-round use. Vacant units intended for seasonal occupancy and vacant units held for migratory labor are excluded because it is difficult to obtain reliable information for them. However, this report does present counts of the total housing inventory which includes all vacant housing units, including seasonal and migratory housing units.

#### Changes in the Housing Inventory

**Units added by new construction.** (Part A)—A housing unit built in April 1970 or later is classified as a unit added by "new construction." Information was collected on vacant units under construction at the time of the interview, only if construction had proceeded to a point that all exterior windows and doors were installed and final usable floors were in place. Housing units built during this period but removed from the housing inventory before the interview are not reflected in the new construction counts for the 1970 to 1976 period. In the Annual Housing Survey, data on new construction were obtained primarily from a sample of units selected from building permits; in the 1970 Census of Housing, Volume IV, **Components of Inventory Change**, new construction data were obtained from tabulations of the 1970 census sample records of units built 1960 or later.

**Units lost from the inventory.** (Part A)—In table 4 of part A of this report, characteristics are presented for all units removed from the inventory through demolition or disaster and through other means.

**Units lost through demolition or disaster.** (Parts A, E)—A housing unit which existed in April 1970 and was torn down on the initiative of a public agency or as a result of action on the part of the owner

is classified as a unit lost through demolition. Units destroyed by fire, flood, or other natural causes are classified as units lost through disaster. In nonpermit-issuing areas only (mainly rural areas), a housing unit is counted as a demolition or disaster loss when the whole structure in which it was located was lost from the inventory. In the 1970 Census of Housing, Volume IV, **Components of Inventory Change**, the data on losses refer to all housing unit losses, including losses of units in structures which still contained one or more housing units. In addition, units lost through disaster were counted in 1970 as "units lost through other means."

**Units lost through other means.** (Part A)—Any housing unit which existed in April 1970 is counted as lost through other means when it was lost to the housing inventory through means other than demolition or disaster. In nonpermit-issuing areas, the *whole* structure must be lost. This component includes the following types of losses:

1. Units lost by change to group quarters; for example, a housing unit that was occupied by a family in 1970 and by a family and five lodgers at the time of the interview.
2. Units lost from the inventory because they are vacant and unfit for human habitation. A unit is unfit for human habitation if the roof, walls, doors, and windows no longer protect the interior from the elements.
3. Vacant units lost from the inventory because there is positive evidence (sign, notice, mark on the house or block) that the units are scheduled for demolition or rehabilitation or that they are condemned for reasons of health or safety so that further occupancy is prohibited.
4. Units lost by change to nonresidential use.
5. Units moved from site since April 1970. Such moves in the same area do not necessarily result in a net loss from the total inventory since they presumably represent units added in the place to which they were moved.

In the 1970 Census of Housing, Volume IV, **Components of Inventory**

**Change**, units lost through disaster (fire, flood, or other such causes) were counted in 1970 as "units lost through other means."

**Unspecified units.** (Part A)—There are other components of change in the housing inventory for which the Annual Housing Survey provides no specific measures. The survey procedures do not include a measure of conversions and mergers and units added from other sources such as nonresidential structures. The net effect of these omissions on the change in the total housing inventory is not known.

*Units changed by conversion.*—

Conversion refers to the creation of two or more housing units from fewer units through structural alteration or change in use. Structural alteration includes such changes as adding a room or installing partitions to form another housing unit. Change in use is a simple rearrangement in the use of space without structural alteration, such as locking a door which closes off one or more rooms to form a separate housing unit.

*Units changed by merger.*—A merger is the result of combining two or more housing units into fewer units through structural alteration or change in use. Structural alteration includes such changes as the removal of partitions or dismantling of kitchen facilities. Change in use may result from a simple rearrangement of space without structural alteration, such as unlocking a door which formerly separated two housing units. A change in use also occurs, for example, when a family occupied both floors of a house which formerly contained a separate housing unit on each floor.

*Units added through other sources.*—

Any housing unit added to the inventory through sources other than new construction or conversion is classified as a unit added through other sources. This component includes units created from living quarters previously classified as group quarters and units created from nonresidential space such as a store, garage, or barn. Also included are units built at one site and moved to another. Such units, if

moved within the same area, do not necessarily result in a net addition to the total inventory since they presumably represent units lost in the place from which they were moved. A previously vacant mobile home or trailer, whether on a different site or the same site, is a net addition if currently occupied as a housing unit.

These unspecified units are *not* identified in the survey.

### Occupancy and Vacancy Characteristics

**Occupied housing units.** (Parts A, B, C, D, F)—A housing unit is classified as occupied if a person or group of persons is living in it at the time of the interview or if the occupants are only temporarily absent—for example, on vacation. However, if the unit was occupied entirely by persons with a usual place of residence elsewhere, the unit is classified as vacant. By definition, the count of occupied housing units is the same as the count of households.

**Population in housing units.** (Part A)—"Population in housing units" is the total population excluding those persons in group quarters and those persons occupying housing units but whose usual residence is elsewhere.

**Race.** (Parts A, B, C, D, F)—The classification by race shown here refers to the race of the head of the household occupying the housing unit. The concept of race as used by the Census Bureau does not denote clear-cut scientific definitions of biological stock. The interviewer was to report the race of the head of the household in three categories: White, Black (Negro), and other. The last category includes American Indian, Chinese, Eskimo, Japanese, Korean, and any other race except White and Black. Figures on tenure are given separately for White and Black household heads; units with household heads of other races are included in the total in table 1 of part A and may be derived by subtracting the sum of White and Black from the total. More detailed characteristics of units with Black household head are presented in separate tables. The classification of race in the Annual Housing Survey was made by the

interviewer based on his own observation. In the 1970 census, race was essentially a self-classification by people according to the race with which they identified themselves.

**Spanish origin.** (Parts A, B, C, D, F)—The classification by Spanish origin here refers to the origin of the head of the household occupying the housing unit. Detailed characteristics of units with head of Spanish origin are presented in separate tables. Spanish origin was determined on the basis of a question that asked for self-identification of a person's origin or descent. Respondents were asked to select their origins from a "flash card." Persons of Spanish origin were those who indicated that their origin was either Mexican-American, Chicano, Mexican, Mexicano, Puerto Rican, Cuban, Central or South American, or other Spanish.

In the 1970 census and current surveys' reports, Spanish persons are identified according to various criteria: Birthplace, birthplace of parents, language, surname, and origin or descent. For this reason, care should be taken in making comparisons of Spanish-origin estimates from the Annual Housing Survey and other surveys.

**Tenure.** (Parts A, B, C, D, F)—A housing unit is "owner occupied" if the owner or co-owner lives in the unit, even if it is mortgaged or not fully paid for. A cooperative or condominium unit is "owner occupied" only if the owner or co-owner lives in it. All other occupied units are classified as "renter occupied," including units rented for cash rent and those occupied without payment of cash rent.

**Duration of occupancy.** (Parts B, F)—Data on duration of occupancy are based on information for the head of household; the data refer to the period when present occupancy began. Statistics are shown on whether the head lived in the unit "less than 3 months" or "3 months or longer." To qualify as having lived here "last winter," the household head must have moved into the unit prior to February 1976; however, if the interview took place in February or March of 1977, the household head must have moved into the unit prior to February 1977.

**Year head moved into unit.** (Parts A, C, D)—The data are based on the information reported for the head of the household and refer to the year of latest move. Thus, if the head moved back into a unit he had previously occupied, the year of his latest move was to be reported; if he moved from one apartment to another in the same building, the year he moved into his present unit was to be reported. The intent is to establish the year the present occupancy by the head began. The year the head moves is not necessarily the same year other members of the household move, although, in the great majority of cases, the entire household moves at the same time.

**Owner or manager on property.** (Parts B, C)—These statistics are based on the number of housing units in structures of two or more units with the owner or the resident manager or superintendent living on the property. The category, "with owner on property," refers to the owner and not his agent, resident manager, or superintendent. "With resident manager or superintendent on property" refers to a resident manager, superintendent, janitor, or other representative of the owner.

**Vacant housing units.** (Parts A, B)—Unless its occupants are only temporarily absent, a housing unit is vacant if no one is living in it at the time of the interview. In addition, a vacant unit may be one which is occupied entirely by persons who have a usual residence elsewhere.

New units not yet occupied are classified as vacant housing units if construction has reached a point where all exterior windows and doors are installed and final usable floors are in place. Vacant units are excluded if unfit for human habitation; that is, if the roof, walls, windows, or doors no longer protect the interior from the elements, or if there is positive evidence (such as a sign on the house or in the block) that the unit is to be demolished or is condemned. Also excluded are quarters being used entirely for nonresidential purposes, such as a store or an office, or quarters used for storing business supplies or inventory, machinery, or agricultural products.

The concepts and definitions of vacant housing units used in this report are the same as those used in the 1970 Census of Housing reports.

**Vacancy status.** (Parts A, B)—Vacant housing units are classified as either "seasonal and migratory" or "year-round." "Seasonal" units are intended for occupancy during only certain seasons of the year. Included are units intended for recreational use, such as beach cottages and hunting cabins, and vacant units held for herders and loggers. "Migratory" units are vacant units held for occupancy by migratory labor employed in farm work during the crop season.

"Year-round" vacant housing units are available or intended for occupancy at any time of the year. A unit in a resort area which is usually occupied on a year-round basis is considered year-round. A unit used only occasionally throughout the year is also considered year-round.

"Year-round" vacant units are subdivided as follows:

*For sale only.*—Vacant year-round units "for sale only" also include vacant units in a cooperative or condominium building if the individual units are offered for sale only.

*For rent.*—Vacant year-round units "for rent" also include vacant units offered either for rent or for sale.

*Rented or sold, not occupied.*—If any money rent has been paid or agreed upon, but the new renter has not moved in as of the date of the interview, or if the unit has recently been sold, but the new owner has not yet moved in, the year-round vacant unit is classified as "rented or sold, not occupied."

*Held for occasional use.*—This category consists of vacant year-round units which are held for weekend or other occasional use throughout the year. The intent of this question is to identify homes reserved by their owners as second homes. Because of the difficulty of distinguishing between this category and seasonal vacancies, it is possible that some "second homes" are classified as "seasonal" and vice versa. (See also

discussion of "Owned second home" in section on "Equipment and Fuels.")

*Temporarily occupied by persons with usual residence elsewhere (URE).*—If all the persons in a housing unit usually live elsewhere, that unit is classified as vacant, provided the usual place of residence is held for the household and is not offered for rent or for sale. For example, a beach cottage occupied at the time of the interview by a family which has a usual place of residence in the city is included in the count of vacant units. If their house in the city was in the survey sample, the house would be reported "occupied" and would be included in the count of occupied units, since the occupants are only temporarily absent.

*Held for other reasons.*—If a vacant year-round unit does not fall into any of the classifications specified above, it is classified as "held for other reasons." For example, this category includes units held for settlement of an estate, units held for occupancy by a caretaker or janitor, and units held for personal reasons of the owner.

In part A of this report, the "other vacant" category includes all units temporarily occupied by persons with usual residence elsewhere and units held for other reasons.

Characteristics of vacant housing are limited to year-round vacant units. Vacant units intended for seasonal occupancy and vacant units held for migratory labor are excluded because it is difficult to obtain reliable information for them. However, counts of seasonal units are given in part A.

**Duration of vacancy.** (Part B)—The statistics on duration of vacancy refer to the length of time (in months) from the date the last occupants moved from the unit to the date of the interview. The data, therefore, do not provide a direct measure of the total length of time units remain vacant. For newly constructed units which have never been occupied, the duration of vacancy is counted from the date construction was completed. For recently converted or merged units, the time is reported from the date conversion

## APPENDIX A—Continued

or merger was completed. Units occupied entirely by persons with usual place of residence elsewhere are excluded from the data.

**Homeowner vacancy rate.** (Part A)—The 1976 homeowner vacancy rate is the number of year-round vacant units for sale as a percent of the total homeowner inventory; i.e., all owner-occupied units and year-round vacant units for sale or sold, not occupied. The homeowner vacancy rate for 1970 excludes vacant units sold but not occupied.

**Rental vacancy rate.** (Part A)—The 1976 rental vacancy rate is the number of year-round vacant units for rent as a percent of the total rental inventory; i.e., all renter-occupied units and all year-round vacant units for rent or rented, not occupied. The rental vacancy rate for 1970 excludes vacant units rented but not occupied.

### Units Occupied by Recent Movers

**Recent movers.** (Part D)—Households that moved into their present units within 12 months prior to the date of the interview are termed "recent movers." The household is classified by year moved into unit on the basis of information reported for the head of the household.

**Present and previous units of recent movers.** (Part D)—The "present" unit is the unit occupied by the recent mover at the time of the interview. The "previous" unit is the unit from which he moved. If the household moved more than once during the 12 months prior to the date of the interview, the "previous" unit is the one from which the household last moved.

**Same or different head.** (Part D)—Characteristics of the present and previous units occupied by recent movers are largely restricted to households that were essentially the same in the two units. The definitions of the characteristics for the previous unit are generally the same as those for the present unit.

A household for which the head in the present unit is the same person as the head in the previous unit (identified in

the tables as "same head") is considered essentially the same even though there may have been some changes in the composition of the household. Conversely, a household in which there was no change except for a new household head was considered a household with "different head."

**Main reason for move into present unit.** (Part D)—The statistics presented are restricted to units occupied by recent movers in which the present head of household was also the head at the previous unit he occupied. The classification categories refer to the principal reason the head of the household moved into his present unit. The category, "job related reasons," refers to reasons such as job transfer, new job, retirement, and commuting reasons. The category, "family status," refers to reasons such as newly married, family increased in size, and moved to be closer to relatives. The category, "housing needs," refers to reasons such as wanted to own his own residence, wanted a less expensive house, and didn't like his old neighborhood. The category, "other reasons," includes reasons for moving which do not fall into any of the above classifications.

### Utilization Characteristics

**Persons.** (Parts A, C, D)—All persons occupying the housing unit are counted. These persons include not only occupants related to the head of the household but also any lodgers, roomers, boarders, partners, wards, foster children, and resident employees who share the living quarters of the household head. The data on "persons" show categories of the number of one-person through seven-or-more-person households by the number of housing units.

A person is counted at his usual place of residence. This refers to the place where the person lives and sleeps most of the time. This place is not necessarily the same as his legal residence, voting residence, or domicile.

**Rooms.** (Parts A, B, C, D)—The statistics on "rooms" are for the number of housing units with specified number of rooms. Rooms counted include whole rooms

used for living purposes, such as living rooms, dining rooms, kitchens, finished attic or basement rooms, recreation rooms, permanently enclosed porches that are suitable for year-round use, and lodger's rooms. Also included are rooms used for offices by a person living in the unit.

A partially divided room, such as a dinette next to a kitchen or living room, is a separate room only if there is a partition from floor to ceiling, but not if the partition consists only of shelves or cabinets.

Not included in the count of rooms are bathrooms, halls, foyers or vestibules, balconies, closets, alcoves, pantries, strip or pullman kitchens, laundry or furnace rooms, unfinished attics or basements, other unfinished space used for storage, open porches, trailers used only as bedrooms, and offices used only by persons not living in the unit.

If a room is used by occupants of more than one unit, the room is included with the unit from which it is most easily reached.

**Persons per room.** (Parts A, C, D)—"Persons per room" is computed for each occupied unit by dividing the number of persons in the unit by the number of rooms in the unit. The figures shown refer, therefore, to the number of housing units having the specified ratio of persons per room.

**Bedrooms.** (Parts A, B, C, D, F)—The number of bedrooms in the unit is the count of rooms used mainly for sleeping, even if also used for other purposes. Rooms reserved for sleeping such as guest rooms, even though used infrequently, are counted as bedrooms. On the other hand, rooms used mainly for other purposes, even though used also for sleeping, such as a living room with a hideaway bed, are not considered bedrooms. A housing unit consisting of only one room, such as a one-room efficiency apartment, is classified by definition as having no bedroom.

Data on bedrooms lacking privacy are shown for housing units with two or more bedrooms. Units have bedrooms lacking privacy when it is necessary to pass through a bedroom to get to another room, such as a den, and/or to get to the

bathroom. The bathroom access criterion is applied only to units with one complete bathroom or one bathroom plus half bath in which the half bath lacks a flush toilet.

In addition, statistics are shown for households with bedrooms used by three or more persons of all ages, and separately for such households when one or more of these persons is 13 years of age or older. Not included are bedrooms used for sleeping by three or more persons only on an occasional basis such as by visitors.

### Structural Characteristics

**Complete kitchen facilities.** (Parts A, B)—A unit has complete kitchen facilities when it has all three of the following for the exclusive use of the occupants of the unit: (1) An installed sink with piped water, (2) a range or cookstove, and (3) a mechanical refrigerator. All kitchen facilities must be located in the structure. They need not be in the same room. Quarters with only portable cooking equipment are not considered as having a range or cookstove. An icebox is not included as a mechanical refrigerator.

The kitchen facilities are for the exclusive use of the occupants when they are used only by the occupants of one housing unit, including lodgers or other unrelated persons living in the unit. When a structure consists of only one housing unit, all equipment located inside the structure is classified by definition for exclusive use.

For vacant units from which one or all of the kitchen facilities had been removed, the kitchen facilities used by the last occupant were to be reported.

**Condition of kitchen facilities.** (Parts B, F)—Units with complete kitchen facilities were classified as to whether all the kitchen facilities were in usable condition. If one or more of the kitchen facilities (sink, range or cookstove, and refrigerator) could not be used for its intended purpose, the unit was classified as having "1 or more not usable." Kitchen facilities that normally function properly, but which were temporarily out of use (two weeks or less) because of a breakdown, were classified as usable.

**Basement.** (Parts A, B, C, D, F)—Statistics on basements are based on the number of housing units located in structures built with a basement. A structure has a basement if there is enclosed space in which persons can walk upright under all or part of the building. In parts B and F, basements in structures with occupied units are further classified by signs of water leakage. The category, "with signs of water leakage," consists of units in which the basement shows signs of water having leaked in from the outside during the last 90 days, even if the signs only appear when it rains. "No signs of water leakage" means that the basement shows no signs of water leakage, or that the signs of water leakage are caused by a problem inside the structure such as faulty plumbing. If the basement shows signs of water having leaked in from the outside but the problem causing the leakage has been corrected, the unit was classified as having no signs of water leakage.

The 1976 data on basements are for "all year-round housing units"; the 1970 data on basements are restricted to "all occupied housing units."

**Year structure built.** (Parts A, B, C, D)—"Year structure built" refers to when the building was first constructed, not when it was remodeled, added to, or converted. The figures relate to the number of units in structures built during the specified periods and in existence at the time of the interview. For mobile homes and trailers, the manufacturer's model year was assumed to be the year built.

**Units in structure.** (Parts A, B, C, D)—In determining the number of units in a structure, all housing units, both occupied and vacant, were counted. The statistics are presented for the number of housing units in structures of specified type and size, not for the number of residential structures.

A structure is a separate building that either has open space on all sides or is separated from other structures by dividing walls that extend from ground to roof. In part A, structures containing only one housing unit are further classified as detached or attached.

A one-family house is detached if it has open space on all four sides even though it has an adjoining shed or garage. A one-family house is attached if it has one or more walls extending from ground to roof which divide it from other adjoining structures, such as in row houses, townhouses, etc.

Mobile homes and trailers are not shown as a separate category (see parts A, C, and D). In table 3 of part D, mobile homes and trailers are included in the "1 unit" category. When one or more rooms have been added to a mobile home or trailer, it is classified as a one-family house. If, however, only a porch or shed has been added, it is still counted as a mobile home or trailer.

**Elevator in structure.** (Parts A, B, C)—Statistics on elevator in structure refer to the number of housing units in structures with four floors or more which have a passenger elevator. Units are in a "walk-up" structure of four floors or more if the structure has no passenger elevator or if the only elevator service is for freight.

**Stories between main and apartment entrances.** (Parts B, F)—This item is restricted to two-or-more-unit structures and is concerned with the number of floors from the main entrance of the apartment building to the main entrance of the apartment. The number of stories is determined from ground level if there is no main building entrance and the apartment has its own private entrance, either from the ground level of the building or from an area that is *not located inside* the building; or if there is a main building entrance, but the entrance to the apartment cannot be reached by using the main building entrance.

**Storm windows, storm doors, and attic or roof insulation.** (Part A)—The purpose of these three items is to determine if a housing unit has some form of insulation which helps to reduce heat loss during the winter and heat gain during the summer. The statistics are shown only for occupied, one-family homes and occupied, mobile homes and trailers.

*Storm windows or other protective window covering.*—This category refers to protective window covering, such as



## APPENDIX A—Continued

storm windows, double-glazed glass, closeable shutters, or plastic. Housing units with "some windows covered" have protective coverings over some, but not all windows.

**Storm doors.**—This category refers to additional doors hung in exterior doorways. Doors on attached garages are not included. Housing units with "some doors covered" have storm doors on some, but not all, exterior door openings.

**Attic or roof insulation.**—This category includes roll or blanket insulation encased in a paper covering, fiberglass batting, and loose insulation which is poured or blown between the attic floor joists.

**Roof.** (Parts B, F)—Units "with signs of water leakage" are those in which the roof shows signs of water having leaked in from the outside during the last 90 days. "No signs of water leakage" means that the roof shows no signs of water having leaked in from the outside, or that the roof shows signs of water leakage but the problem causing the leakage has been corrected. If the signs of water leakage are caused by a problem inside the structure such as faulty plumbing, the unit was classified as having no signs of water leakage.

**Interior ceilings and walls.** (Parts B, F)—Statistics are presented on whether or not there are open cracks or holes and broken plaster or peeling paint on the interior ceilings or walls of a housing unit. Included are cracks or holes that do not go all the way through to the next room or to the outdoors. "Hairline cracks" or cracks that appear in the walls or ceilings but are not large enough for a fingernail file to be inserted in, and very small holes caused by nails or other similar objects are not considered to be open cracks or holes.

Broken plaster or peeling paint must be on the inside walls or ceilings, and at least one area of the broken plaster or peeling paint must be approximately one square foot or larger.

**Interior floors.** (Parts B, F)—Data are shown on whether there are holes in the interior floors of a housing unit. The

holes do not have to go through the floor. Excluded are very small holes caused by nails or other similar objects.

**Selected structural deficiencies and wish to move.** (Parts B, F)—The category, "household would like to move," consists of housing units in which the respondent considers one or more of the following structural deficiencies so objectionable that he would like to move from his unit: (1) A basement with signs of water leakage, (2) roof leakage, (3) open cracks or holes in the interior walls or ceiling, (4) holes in the floor, and (5) broken plaster or peeling paint on the ceiling or inside walls.

**Overall opinion of structure.** (Parts B, F)—The data presented are based on the respondent's overall opinion of his house or building as a place to live. The respondent was asked to rate the structure as excellent, good, fair, or poor.

**Common stairways.** (Parts B, F)—The statistics on common stairways are presented for housing units in structures of two or more units with common stairways. The figures for "loose steps" and "loose railings" reflect the physical condition of the stairway; i.e., whether there are loose, broken, or missing steps or stair railings. Common stairways are stairways which are usually used by the occupants of more than one unit or by the general public. They may be either inside the structure or attached to the outside of the building.

**Light fixtures in public halls.** (Parts B, F)—The statistics on light fixtures in public halls are presented for housing units in structures of two or more units with public halls which have light fixtures and whether the light fixtures are in working order. Light fixtures include wall lights, ceiling lights, or table lamps in the public halls of the building. Public halls are used by the occupants of more than one unit or by the general public.

**Electric wiring.** (Parts B, F)—A housing unit is classified as having exposed electric wiring if the unit has any wiring that is not enclosed, either in the walls or in metal coverings, or if the wiring is outside the walls but enclosed in some material

other than metal. Extension cords and other types of wiring that extend from a wall outlet to an appliance or lamp are not considered as exposed wiring.

**Electric wall outlets.** (Parts B, F)—A housing unit is classified as having electric wall outlets in each room if there is at least one working electric wall outlet or wall plug in each room of the unit. A working electric wall outlet or wall plug is one that is in operating condition; i.e., can be used when needed. If a room does not have an electric wall outlet, an extension cord used in place of a wall outlet is not considered to be an electric wall outlet.

**Electric fuse blowouts.** (Parts B, F)—These statistics are presented for occupied housing units which have had an electrical circuit fuse blown or breaker switch tripped during the three months prior to the interview. The data are restricted to households whose head has been at his present address for at least 90 days prior to the date of the interview. A blown fuse or tripped breaker switch results in the temporary loss of electricity until the fuse is replaced or the breaker switch reset. Blown fuses inside certain appliances or equipment (such as some large air conditioners) are counted as "fuse or switch blowouts."

**Parking facilities.** (Part D)—The statistics on parking facilities presented in this report are restricted to renter-occupied units for which cash rent is paid and exclude one-family homes on 10 acres or more. The data refer to off-street parking facilities which are available in connection with the building. The facilities are provided by the landlord or management and must be available without an additional cost to the renter. The parking facility may be a garage, carport, driveway, or open lot where the occupant may park his car off the street.

### Plumbing Characteristics

**Plumbing facilities.** (Parts A, B, C, D, F)—The category, "with all plumbing facilities," consists of units which have hot and cold piped water inside the structure as well as a flush toilet and a bathtub or shower inside the structure for



the exclusive use of the occupants of the unit. All plumbing facilities must be located in the structure but they need not be in the same room. "Lacking some or all plumbing facilities" means that the unit does not have all three specified plumbing facilities (hot and cold piped water, flush toilet, and bathtub or shower) inside the structure, or that the toilet or bathing facilities are also for the use of the occupants of other housing units.

**Complete bathrooms.** (Parts A, B, C, D)—A housing unit is classified as having a complete bathroom if it has a room with a flush toilet and bathtub or shower and a washbasin, as well as piped hot water in the structure for the exclusive use of the occupants of the unit. A half bathroom has either a flush toilet or a bathtub or shower for exclusive use, but does not have all the facilities for a complete bathroom.

The category, "also used by another household," consists of units with bathroom facilities which are also for the use of the occupants of other housing units. The category, "none," consists of units with no bathroom facilities, units with only a half bathroom, and units with all bathroom facilities but not in one room.

**Source of water or water supply.** (Parts A, B, C, F)—"A public system or private company" refers to a common source supplying running water to six or more housing units. The water may be supplied by a city, county, water district, or private water company, or it may be obtained from a well which supplies six or more housing units. If a well provides water for five or fewer housing units, it is classified as an "individual well." Individual wells are further classified by whether they were originally "drilled" or "dug." Drilled wells are machine dug. Water sources such as springs, creeks, rivers, cisterns, ponds, or lakes are included in the "other" category.

Breakdowns or failures in the water supply were asked when the unit had piped water inside the structure. The water may be available from sources such as a sink, washbasin, bathtub, or shower. In the 1974 Annual Housing Survey (SMSA sample) statistics on

breakdowns or failures in water supply were presented for units when the source of water was from a public system, private company, or individual well. A unit is classified as having "no piped water inside structure" if the unit has no piped water or if the only piped water available is outside the structure—for example, on an open porch or in another building. Data on breakdowns or failures of water supply are shown if the housing unit was occupied by the head of the household at least 90 days prior to the interview and if the breakdown or failure lasted 6 consecutive hours or longer during the 90 days prior to the interview. Breakdowns or failures in the water supply mean that the unit was completely without running water from its regular source. A unit was considered to be completely without running water if (1) the water system serving the unit supplied no water at all, or (2) no water was available in the unit due to a breakdown or failure in the water supply inside the structure, or (3) the equipment and facilities (i.e., faucets in the kitchen and the bathroom sinks, faucet and shower in the bathtub, flush toilet, etc.) were all inoperable. If the faucet in the kitchen was broken, but the one in the bathtub was working, the unit was not classified as being completely without water.

Units with a breakdown or failure in the water supply are also classified according to the number of breakdowns or failures and to the most common source of the problem. "Problems inside the building" refer to such problems as broken pipes in the unit (or building) or turning the water off in the unit (or building) for maintenance and repairs. "Problems outside the building" refer to such problems as power failures, breaks in the main water line, or shutdown by the water company for maintenance and repairs.

**Sewage disposal.** (Parts A, B, C, D, F)—A "public sewer" is connected to a city, county, sanitary district, neighborhood, or subdivision sewer system. It may be operated by a governmental body or private organization. A "septic tank or cesspool" is an underground tank or pit used for disposal of sewage. Small sewage

treatment plants which in some localities are called neighborhood septic tanks are classified as public sewers. A chemical toilet uses chemicals to break down or dissolve sewage; a privy refers to an "outhouse" or other small shelter outside the unit which contains a toilet. Units for which sewage is disposed of in some other way are included in the "other" category.

The data on breakdowns or failures in the means of sewage disposal are limited to units in which the means of sewage disposal was a public sewer, septic tank, or cesspool. The breakdown or failure may have been the result of an overloaded sewage disposal system, lack of running water, a broken or cracked tank, etc. Data on breakdowns are shown if the housing unit was occupied by the head of the household at least 90 days prior to the interview and if the breakdown or failure lasted 6 consecutive hours or longer during the 90 days prior to the interview.

**Flush toilet.** (Parts B, C, F)—The statistics on breakdowns or failures of flush toilet are limited to units that had all plumbing facilities with only one flush toilet; that is, one complete bathroom or one complete bathroom plus a half bath without flush toilet. The flush toilet may be completely unusable because of broken pipes, stopped up soil pipe, lack of water supplied to the flush toilet, or some other reason.

Units with breakdown or failure in flush toilet are classified by the number of breakdowns or failures and to the most common source of the problem. "Problems inside the building" refer to such breakdowns or failures as broken pipes in the unit (or building), a cracked, or broken bowl, or faulty flushing mechanism. "Problems outside the building" refer to such breakdowns or failures as breaks in the main water or sewer line or shutdowns by the water company for maintenance or repairs.

Data on breakdowns or failures of flush toilet are shown if the housing unit was occupied by the head of household at least 90 days prior to the interview, and if the breakdown or failure lasted 6 consecutive hours or more during the 90 days prior to the interview.

**Equipment and Fuels**

**Telephone available.** (Part A)—A unit is classified as having a telephone if there is a telephone for receiving calls available to the occupants of the unit. The telephone may be located outside or inside the housing unit, and one telephone may serve the occupants of several units. The number of housing units with a telephone available, therefore, does not indicate the number of telephones installed in homes.

**Heating equipment.** (Parts A, B, C, F)—“Warm-air furnace” refers to a central system which provides warm air through ducts leading to various rooms. A “heat pump” refers to an electric heating-cooling system which utilizes indoor and outdoor coils, a compressor, and a refrigerant to pump hot air in during the winter and cooled air in during the summer. Only heat pumps that are centrally installed with ducts to the rooms are included in this category. “Steam or hot water” refers to a central heating system in which heat from steam or hot water is delivered through radiators or other outlets. “Built-in electric units” are permanently installed in floors, walls, ceilings, or baseboards. A “floor, wall, or pipeless furnace” delivers warm air to the room right above the furnace or to the room(s) on one or both sides of the wall in which the furnace is installed.

“Room heaters with flue” include circulating heaters, convectors, radiant gas heaters, and other nonportable heaters that burn gas, oil, kerosene, or other liquid fuels, and which are connected to a flue, vent, or chimney to remove smoke and fumes. “Room heaters without flue” include any room heater (not portable) that burns gas, oil, or kerosene which is not connected to a flue, vent, or chimney. “Fireplaces, stoves, or portable heaters” also include room heaters that burn coal, coke, charcoal, wood or other solids. It also includes portable room heaters that burn kerosene, gasoline, fuel oil, or other liquid fuel; as well as portable electric heaters that get current from an electrical wall outlet.

For vacant units from which the heating equipment had been removed, the

equipment used by the last occupants was to be reported.

For breakdowns or failures of heating equipment, data are shown for units occupied by the household head during the winter prior to the interview if the equipment was unusable for 6 consecutive hours or longer during that time. To qualify as having lived here “last winter,” the household head must have moved into the unit prior to February 1976; however, if the interview took place in February or March of 1977, the household head must have moved into the unit prior to February 1977.

Heating equipment is considered unusable if it cannot be used for the purposes intended; the breakdown or failure may be caused by broken pipes, electrical or gas parts out of order, or downed power lines.

**Insufficient heat.** (Parts B, F)—The statistics presented refer to housing units in which the household head occupied the unit during the winter prior to the date of the interview. To qualify as having lived here “last winter,” the household head must have moved into the unit prior to February 1976; however, if the interview took place in February or March of 1977, the household head must have moved into the unit prior to February 1977.

Separate data are shown for units with additional heat source, rooms which lacked specified heat source, and units with closed rooms. The term, “specified heating equipment” includes warm-air furnace; heat pump; steam or hot water system; built-in electric units; floor, wall, or pipeless furnace; and room heaters with flue. Excluded are room heaters without flue or vent, fireplaces, stoves, and portable heaters.

The data on additional heat source refer to units with “specified heating equipment” which had to use additional sources of heat to supplement the regular heating system because the regular system did not provide enough heat. Additional sources of heat such as kitchen stoves, fireplaces, or portable heaters, may have been used only in the mornings or on very cold evenings. Electric blankets, heating pads, or hot water bottles are not considered additional sources of heat.

“Rooms lacking specified heat source” include rooms lacking hot air ducts, registers, radiators, and room heaters. The intent of this item was to identify rooms in units with “specified heating equipment” which did not contain the means of conveying the heat to the room. The kitchen was not considered to be a room for this item.

Separate data are also shown for rooms which were closed because they could not be kept warm. The rooms must have been closed for seven consecutive days or longer during the previous winter, and the unit must have “heating equipment.” For this item, also, the kitchen was not considered a room.

**Air conditioning.** (Parts A, B, C, D)—Air conditioning is defined as the cooling of air by a refrigeration unit; excluded are evaporative coolers, fans, or blowers which are not connected to a refrigeration unit. A room unit is an individual air conditioner which is installed in a window or an outside wall and is generally intended to cool one room, although it may sometimes be used to cool several rooms. A central system is a central installation which air conditions the entire housing unit. In an apartment building, a central system may cool all apartments in the building, each apartment may have its own central system, or there may be several systems, each providing central air conditioning for a group of apartments. A central installation with individual room controls is a central air-conditioning system.

**Automobiles and trucks available.** (Parts A, C, D)—Statistics on “automobiles available” represent the number of passenger automobiles, including station wagons and vans, which are owned or regularly used by any member of the household and which are ordinarily kept at home. The figures include leased automobiles, taxicabs, and company-owned automobiles kept at home. Police cars, pickups, or larger trucks were not to be counted. In the 1974 Annual Housing Survey (SMSA sample), taxicabs kept at home were not included in the count of “automobiles available.”

The data on trucks available represent the number of pickups and small panel

trucks of one-ton capacity or less which are owned or regularly used by any member of the household and which are ordinarily kept at home. Trucks used for business purposes were included only if also used for personal activities of household members.

The statistics do not reflect the number of privately owned automobiles or trucks or the number of households owning such vehicles.

**Fuels used for house heating and cooking.** (Parts A, C)—“Utility gas” is gas that is piped through underground pipes from a central system and serves the neighborhood. “Bottled; tank, or LP gas” is stored in tanks which are refilled or exchanged when empty. “Fuel oil, kerosene, etc.” includes fuel oil, kerosene, gasoline, alcohol, and other combustible liquids. “Other fuel” includes any other fuel such as briquettes made of pitch and sawdust, coal dust, corncobs, or purchased steam.

**Owned second home.** (Parts A, C)—A second home may be a single-family house, vacation cottage, hunting cabin, ski lodge, etc., which is owned and held for use sometime during the year by the owner or members of his household. Second homes may also be owned in partnership or on a shared basis with members of a different household. The figures include second homes which are sometimes rented or leased on a short-term basis to other persons but are principally held for the owner’s occasional use during the year.

The statistics refer to the number of households that own (one or more) second homes. The data, therefore, do not reflect the number of owned second homes. (See also discussion of vacant units “Held for occasional use” in the section on “Occupancy and Vacancy Characteristics.”)

### Services and Neighborhood Conditions

**Garbage collection service.** (Parts B, D, F)—A housing unit is classified as having garbage collection service if either a private or public company collects the trash or garbage on a regular basis and carries it to public disposal areas. Units with garbage collection service are classi-

fied by the frequency of the service. In some areas where the garbage (food waste) is collected by one company and the trash (paper, cans, etc.) by another, data are obtained only for the garbage collection service.

If the household does not have garbage collection service, the means of garbage disposal is classified as follows:

*Incinerator, trash chute, or compactor.*—An incinerator is a large unit on the property designed to burn all trash and garbage. Trash chutes and compactors were marked as the means of garbage disposal when the final means of disposal was not known; i.e., if the respondent knew only that he put his garbage down a trash chute or that his garbage goes into a compactor. A compactor is a unit which packs trash and garbage into smaller units for disposal.

*Garbage disposal unit.*—A garbage disposal unit is connected to the kitchen sink and grinds up the garbage which is disposed of through the sewage system.

*Other means.*—If the method of disposal does not fall into any of the classifications specified above, it is classified as “other means.”

The statistics on garbage and trash collection service presented in part D are restricted to renter-occupied units for which cash rent is paid and exclude one-family homes on 10 acres or more. The data refer to whether or not the cost of garbage and trash collection service is paid by the renter.

**Exterminator service.** (Part B, F)—The statistics on exterminator service refer to households that have been at their present address for at least 3 months prior to the date of the interview and that reported they had seen mice or rats or signs or traces of their presence *inside* the house or building during the last 3 months. Signs of mice and rats or traces of their presence include droppings, holes in the wall, or ripped or torn food containers. “Regular extermination service” refers to periodic visits by a licensed company or individual who uses chemicals and sprays to control or kill rodents. The regular service interval may

be once a month, four times a year, or any other such interval. “Irregular extermination service” includes visits by an exterminator who is called only when needed by the household or building manager, or where it is known that a building is serviced but it is not known whether the service is regular or irregular. “No extermination service” includes units in a house or building that has not been serviced during the 12 months prior to the interview and where it is not known if there is any exterminator service.

**Neighborhood conditions and neighborhood services.** (Parts B, F)—The statistics presented are based on the respondent’s opinion and attitude toward the neighborhood in which he lives. Thus, the respondent’s answer may or may not reflect the “actual” description of the neighborhood. Furthermore, the respondent may not have the same opinion as his neighbor about the neighborhood conditions and/or neighborhood services; for example, the respondent may feel that the street lighting or neighborhood shopping facilities are inadequate while his neighbor may not.

*Neighborhood conditions, and neighborhood conditions and wish to move.*—Data on neighborhood conditions are based on the respondent’s answers to a three-part question concerning specific neighborhood conditions listed below. The respondent was asked (1) if the condition was present in his neighborhood, (2) if the condition bothered him, and (3) if the condition was so objectionable that he “would like to move” from the neighborhood. In parts B and F, data are presented concerning parts 1 and 3 of the aforementioned question. In part F, data are also presented concerning part 2 of the question.

1. Airplane noise—This category refers to the respondent’s opinion concerning noise made by airplanes in landing or taking off or sonic booms from nearby airports of military bases.
2. Street noise—Street noise refers to noise made by children playing outdoors, noise from a factory or business, or any other sound that

the respondent considers street noise.

3. Heavy traffic.—This category refers to the presence of cars and/or trucks which the respondent classifies as heavy traffic.

4. Streets need repair.—The data are based on the respondent's opinion that the streets, either paved or unpaved, are continually in need of repair or are bordered by open ditches used for water or sewage drainage.

5. Roads impassable.—This category refers to roads that the respondent reported to be neglected by State, county, or city crews during snowstorms, heavy rainstorms, or other such conditions that make a road impassable.

6. Poor street lighting.—Poor street lighting includes areas that, in the opinion of the respondent, have no street lighting, streets with insufficient lighting, and streets where the lighting does not work adequately.

7. Crime.—This category refers to all forms of neighborhood crime such as petty theft, assaults against the person, burglary, etc., or any related activities that the respondent judges to be a crime.

8. Litter.—Included are all types of trash, debris, or junk such as paper, cans, or abandoned cars in the street, on empty lots, or on properties on the street which the respondent considers litter.

9. Abandoned buildings.—Abandoned buildings refer to both single and multiunit buildings which the respondent reported to be abandoned or boarded up. Included in this category are remains of previous buildings.

10. Housing in rundown condition.—This category refers to occupied housing units which, in the respondent's opinion, are in rundown condition.

11. Commercial or industrial.—This category refers to commercial, industrial, or other activities, including both large and small industries as well as businesses and

stores, that the respondent considers to be nonresidential.

12. Odors.—This category refers to the respondent's opinion concerning fumes, smoke, or gas coming from cars, trucks, nearby industries, factories, businesses, etc.

The figures shown for the categories under "undesirable conditions" will not add to the total because more than one undesirable neighborhood condition may be reported for the same unit.

*Neighborhood services.*—The data shown are based on the respondent's opinion of the adequacy of the following neighborhood services:

1. Public transportation.—These data reflect the respondent's opinion of the availability of public transportation, such as bus, subway, or taxicab service.

2. Schools.—The statistics reflect the respondent's opinion about the schools in his neighborhood, such as the proximity of the school, population of the student body, etc.

3. Neighborhood shopping.—This category refers to the respondent's opinion regarding stores such as grocery or drug stores in his vicinity, and their merchandise, prices, or services.

4. Police protection.—This category refers to the respondent's opinion about the presence, quality, quantity, and response time of services that should be provided by the police.

5. Fire protection.—These data reflect the respondent's opinion regarding the presence and response time of the local fire protection services.

6. Hospitals and health clinics.—This category refers to the quality and proximity of health facilities, etc., serving the local community in the opinion of the respondent.

*Neighborhood services and wish to move.*—The category, "household would like to move," consists of housing units in which the respondent considers one or more of the specified

neighborhood services (such as public transportation) so inadequate or unsatisfactory that he would like to move from the neighborhood.

The figures shown for the categories under "household would like to move" will not add to the total because more than one inadequate service may have been reported for the same unit.

*Overall opinion of neighborhood.*—The data presented are based on the respondent's overall opinion of the neighborhood, according to the neighborhood conditions and services available (described in preceding paragraphs). The respondent was asked to rate the neighborhood as excellent, good, fair, or poor. Data are also shown for wish to move because of undesirable neighborhood conditions cross-classified by the respondent's overall opinion of his neighborhood.

#### Financial Characteristics

**Value.** (Parts A, C, D, F)—Value is the respondent's estimate of how much the property (house and lot) would sell for if it were for sale. The statistics on value are shown only for one-family homes on less than 10 acres without a commercial establishment or medical or dental office on the property. Owner-occupied cooperatives, condominiums, mobile homes, and trailers are excluded from the value tabulations.

**Value-income ratio.** (Parts A, C)—The value-income ratio is computed by dividing the value of the housing unit by the total money income of the family or primary individual. The data are presented for the same owner-occupied units for which "value" was tabulated (see "Value" for exclusions). The ratio was computed separately for each unit and was rounded to the nearest tenth. In reporting value, respondents were asked to select an appropriate class interval. The midpoints of the value intervals were used in the computation of the value-income ratio, except that a mean of \$2,000 was assigned for values less than \$2,500 and a mean of \$90,000 was assigned for values of \$75,000 or more. For income, the dollar amounts were used. Units occupied

## APPENDIX A—Continued

by families or primary individuals who reported no income or a net loss comprise the category, "not computed."

The 1976 income statistics are for the 12 months prior to the date of the interview (April 1976 through March 1977). For 1970, the income statistics cover the calendar year 1969.

**Mortgage or debt status.** (Parts A, C)—Mortgage status refers to one-family homes and debt status refers to mobile homes and trailers. Units with no mortgage or similar debt outstanding on the property comprise the category, "owned free and clear." Also included in this category are housing units in which the owner has no mortgage but pays a "ground rent"; that is, the occupant owns the unit but leases, rents, or pays a fee for the use of the land.

**Mortgage status.**—The data are restricted to owner-occupied, one-family homes on less than 10 acres without a commercial establishment or medical or dental office on the property. The data exclude owner-occupied cooperative and condominium units. A mortgage or similar debt refers to all forms of debt where the property is pledged as security for payment of the debt. It includes such debt instruments as deeds of trust, trust deeds, mortgage bonds, and vendor liens. In the first three arrangements, usually a third party, known as the trustee, holds the title to the property until the debt is paid. In the vendor lien arrangement, the title is kept by the buyer but the seller (vendor) reserves, in his deed to the buyer, a lien on the property to secure payment of the balance of the purchase price. Also included as a mortgage or similar debt are contracts to purchase, land contracts, and lease-purchase agreements where the title to the property remains with the seller until the agreed upon payments have been made by the buyer.

**Debt status.**—The data are limited to owner-occupied, mobile homes and trailers on less than 10 acres. Units where payments are being made toward the purchase of the mobile home or trailer comprise the category, "installment loan or contract."

**Mortgage insurance.** (Parts A, C, D)—The data are restricted to owner-occupied units with a mortgage or similar debt. In addition, the units must be one-family homes on less than 10 acres without a commercial establishment or medical or dental office on the property. Owner-occupied cooperatives, condominiums, mobile homes, and trailers are excluded from the tabulations on mortgage insurance.

Mortgage insurance is financial protection provided to the lender in case the borrower fails to keep up his required mortgage payments and defaults on his loan. Such insurance protection is offered by both the Government, acting as an insurance agent, and by private mortgage insurance companies. The Federal government agencies that currently insure or guarantee mortgages or similar debts include the Federal Housing Administration (FHA), the Veterans' Administration (VA), and the Farmers Home Administration. Mortgages or loans that are not insured or guaranteed by FHA, VA, or the Farmers Home Administration are referred to as "conventional" mortgages. Mortgage debts insured or guaranteed by State or local government agencies are not included in the category, "insured by FHA, VA, or Farmers Home Administration."

The Federal Housing Administration insures loans on homes. The Veterans' Administration guarantees or insures loans under the Serviceman's Readjustment Act (G.I. Bill). The Farmers Home Administration provides much the same service as FHA, but confines its assistance to rural areas.

Private mortgage insurance companies provide insurance protection to lenders so that borrowers may obtain conventional loans with higher loan-to-value ratios than noninsured loans. Downpayment and monthly payment are often less than for noninsured loans but terms are generally longer and the borrower pays an insurance premium as part of his monthly mortgage payment. The data on private mortgage insurance is not separable from data on other conventional loans and is therefore included in the category, "not insured or insured by private mortgage insurance."

**Real estate taxes last year.** (Parts A, C)—The data are restricted to owner-occupied, one-family homes on less than 10 acres without a commercial establishment or medical or dental office on the property. The data exclude owner-occupied cooperatives, condominiums, mobile homes, and trailers. "Real estate taxes last year" refers to the total amount of all real estate taxes payable on the entire property during the last billing period. It includes State and local real estate taxes. Not included are payments on delinquent taxes due from prior years or payments for special assessments, facilities, or services. When the real estate taxes are included with the mortgage, a separate amount for the taxes is obtained.

In part C, the mean real estate taxes for last year per \$1,000 value of the property (house and lot) are presented. Housing units for which no taxes are paid are excluded from the computation of the mean.

**Property insurance.** (Parts A, C)—This refers to fire and hazard insurance; that is, policies which protect the unit and its contents against loss due to damage by fire, lightning, wind, hail, explosion, etc. Homeowners' policies are also included since this type of insurance has fire and hazard insurance together with other types of homeowner protection such as liability. If the cost of the insurance was included as part of the mortgage payment, a separate amount for the insurance was obtained. The amount of the insurance premium reported was the amount paid for an entire 12-month period even if made in two or more installments. Property insurance is shown only as a component of "selected monthly housing costs" and "selected monthly housing costs as percentage of income." (See parts A and C.) The data are restricted to owner-occupied, one-family homes on less than 10 acres without a commercial establishment or medical or dental office on the property. The data exclude owner-occupied cooperatives, condominiums and mobile homes and trailers.

**Selected monthly housing costs.** (Parts A, C)—The data are presented for owner-

occupied, one-family homes on less than 10 acres without a commercial establishment or medical or dental office on the property. Separate distributions are shown for units with a mortgage and for units owned free and clear. "Selected monthly housing costs" is the sum of payments for mortgage, real estate taxes, property insurance, utilities (electricity, gas, water, and sewage disposal), fuel (oil, coal, kerosene, wood, etc.), and garbage and trash collection.

Households that did not report the amount of mortgage and/or real estate taxes were included in the "not reported" category.

**Selected monthly housing costs as percentage of income.** (Parts A, C)—The yearly housing costs (selected monthly housing costs multiplied by 12) are expressed as a percentage of the total income of the family or primary individual. This percentage is presented for the same owner-occupied units for which "selected monthly housing costs" were tabulated (for exclusions, see "Selected monthly housing costs"). The percentage was computed separately for each unit and was rounded to the nearest tenth. For income and "selected monthly housing costs" the dollar amounts were used. Units occupied by families or primary individuals who reported no income or a net loss comprise the category, "not computed."

Units that did not report the amount of mortgage and/or real estate taxes were included in the "not reported" category.

**Acquisition of property.** (Parts A, C)—This item indicates how the current owner acquired the property; i.e., whether by purchase or by means other than purchase. Data are presented for one-family homes on less than 10 acres without a commercial establishment or medical or dental office on the property.

**Placed or assumed a mortgage.**—This includes units where the present owner had to place one or more new mortgages in order to obtain the property or assume an existing mortgage on the property. The intent was to determine whether the property was ever mortgaged by the present occupants even

though there was no mortgage at the time of the interview.

**Acquired through inheritance or gift.**—This includes property acquired as a beneficiary of an estate and property acquired through a gift.

**Paid all cash.**—In these cases, the owner paid cash for the total cost of the property and no mortgage or other similar debt was involved.

**Acquired in other manner.**—This category includes acquisitions of properties through foreclosure, delinquent tax sale, corporate reorganization, or trade for another property. Also included are those cases in which the owner acquired the property with borrowed funds (for all or part of the purchase price or cost of construction) and this loan was not secured by the property; i.e., a mortgage, deed of trust, land contract, etc.

**Alterations and repairs during the last 12 months.** (Parts A, C)—The statistics refer to the 12 months prior to the interview and are restricted to owner-occupied, one-family homes on less than 10 acres without a commercial establishment or medical or dental office on the property.

The data are presented according to whether the alterations and repairs cost less than \$100 or \$100 or more. The total cost of the labor and materials was to be reported. However, if the labor was performed by the occupants or provided without charge, only the cost of the materials was obtained. The cost pertains to a single job; for example, if several jobs were done, each costing less than \$100 but the sum total was over \$100, it was reported as costing less than \$100 since none of the jobs by themselves cost \$100 or more.

**Additions.**—Additions refer to floor space built onto, above, or below an existing unit in order to increase the enclosed space within the house, such as a bedroom or basement added onto a house. It may also be construction of other buildings on the property. The building, such as a garage, may not necessarily be attached.

**Alterations.**—These are permanent changes made either to the inside or

outside of a structure including the surrounding grounds. Alterations inside the structure include any type of remodeling resulting in permanent modification of space; for example, construction of a breakfast nook in a kitchen. It may involve completely remodeling a room, such as a kitchen or bathroom, or a structural change such as separation of living and dining areas by a permanent room divider. It may also include attached equipment installed in the house for the first time; e.g., built-in dishwasher. Alterations outside the structure consist of installing walks, driveways, fences, storm windows or doors, planting trees or shrubbery, or swimming pools built into the ground.

**Replacements.**—This refers to the complete substitution of a new piece of fixed equipment, surfacing, or fixed appliances for an old item that was previously there; for example, a new gas furnace or central air-conditioning system for one that no longer functioned properly. Excluded are appliances such as clothes washers, refrigerators, or window air-conditioners.

**Repairs.**—This refers to jobs necessary for maintenance and preventive care of the structure, property, or fixed equipment; for example, painting, papering, floor sanding, mending water pipes, and replacing parts of large equipment such as a furnace valve.

**Plans for improvements during the next 12 months.** (Parts A, C)—This item is restricted to owner-occupied, one-family homes on less than 10 acres without a commercial establishment or medical or dental office on the property. This item refers to the respondent's plans, if any, to make improvements on his property (additions, alterations, replacements, or repairs) during the 12-month period following the interview and whether the labor and/or materials cost more or less than \$100.

**Sales price asked.** (Part B)—For vacant units, the sales price is the amount asked for the property at the time of the interview and may differ from the price at which the property is sold. The sta-

## APPENDIX A—Continued

tistics on sales price asked are shown only for vacant for sale one-family homes on less than 10 acres without a commercial establishment or medical or dental office on the property.

**Garage or carport on property.** (Parts B, C, D)—Data on units with a garage or carport on the property are shown only for one-family homes on less than 10 acres without a commercial establishment or medical or dental office on the property. The garage or carport must be currently available for use by the occupants of the unit; i.e., the members of the household can use it for parking even if it is currently used as a storage area for items such as lawn equipment or furniture. It may be attached to the house or it may be completely unattached, but it must be on the property. Excluded are garages or carports that have been converted to other uses such as living quarters, an extra room for business purposes, rented to someone else, or for some reason cannot be used for parking.

**Contract rent.** (Part A)—Contract rent is the monthly rent agreed to, or contracted for, even if the furnishings, utilities, or services are included. The statistics on rent exclude one-family homes on 10 acres or more. Renter units occupied without payment of cash rent are shown separately as "no cash rent" in the rent tabulations.

**Gross rent.** (Parts A, C, D, F)—The computed rent termed "gross rent" is the contract rent plus the estimated average monthly cost of utilities (electricity, gas, water) and fuels (oil, coal, kerosene, wood, etc.) if these items are paid for by the renter (or paid for him by someone else, such as a relative, welfare agency, or friend) in addition to rent. Contract rent is the monthly rent agreed to, or contracted for, regardless of any furnishings, utilities, or services that may be included. Thus, gross rent is intended to eliminate differentials which result from varying practices with respect to the inclusion of utilities and fuel as part of the rental payment. The estimated costs of water and fuels are reported on a yearly basis

but they are converted to monthly figures in the computation process.

The statistics on rent exclude one-family houses on 10 acres or more. Renter units occupied without payment of cash rent are shown separately as "no cash rent" in the rent tabulations.

**Gross rent in nonsubsidized housing.** (Part A)—The gross rent for nonsubsidized housing units excludes units reported in public housing projects, units with Federal, State, or local government rent subsidies, as well as one-family homes on 10 acres or more. Data on nonsubsidized units in this report are not based on government or local records; the figures are, therefore, subject to the ability of a respondent to properly classify his unit as subsidized or nonsubsidized housing.

**Gross rent as percentage of income.** (Parts A, C)—The yearly gross rent (monthly gross rent multiplied by 12) is expressed as a percentage of the total income of the family or primary individual. The percentage is presented for the same renter-occupied units for which gross rent was tabulated; thus, the statistics on gross rent as percentage of income reflect the exclusion of certain renter-occupied units. The percentage was computed separately for each unit and was rounded to the nearest whole number. For gross rent and income, the dollar amounts were used in the computation. Units for which no cash rent is paid and units occupied by families or primary individuals who reported no income or a net loss comprise the category, "not computed."

The 1976 income statistics are for the 12 months prior to the date of the interview (April 1976 through March 1977). For 1970, the income statistics cover the calendar year 1969.

**Gross rent in nonsubsidized housing as percentage of income.** (Part A)—This item was computed in the same manner as "gross rent as percentage of income" except that rents and incomes for public and subsidized housing units were excluded. Data on nonsubsidized units in this report are not based on government or local records; they are, therefore, subject to the ability of a respondent to

properly classify his unit as subsidized or nonsubsidized housing.

**Inclusion in rent (parking facilities, garbage collection, and furniture).** (Part C)—Counts are shown separately for units in which parking facilities, garbage and trash collection, and furniture are included in the rent. The data exclude one-family homes on 10 acres or more.

**Parking facilities.**—The statistics refer to off-street parking facilities which are available in connection with the building. The facilities are provided by the landlord or management and must be available without additional cost to the renter. The parking facility may be a garage, carport, driveway, or open lot where the occupant may park his car off the street.

**Garbage and trash collection.**—Included are units which have garbage and trash collection service available in connection with the building. The service may be public or private and must be available without additional cost to the renter. If the garbage (food waste) is collected by one company and the trash (paper, cans, etc.) by another, the data refer to the garbage collection service. In tables 3, 6, and 9, separate counts are also shown for renter-occupied units reporting additional amounts paid for garbage and trash collection service.

**Furniture.**—The statistics refer to furnished apartments or houses in which the management supplied major pieces of furniture such as a bed, sofa, chest of drawers, and table and chairs for the use of the occupant. Refrigerator, cooking range or stove, lamps, and rugs are not considered furniture. Units in which the occupants rent furniture from some source other than the management are not classified as furnished units.

**Rent asked.** (Part B)—For vacant units, the rent is the amount asked for the unit at the time of the interview and may differ from the rent contracted for when the unit was occupied. The data are for vacant, year-round units for rent, excluding one-family homes on 10 acres or more. The median rent asked is shown

## APPENDIX A—Continued

separately for units in which the rent includes payment for all utilities (electricity, gas, and water) and fuels (oil, coal, kerosene, wood, etc.). Median rent asked is also shown for units in which the rent includes payment for utilities and fuels, as well as garbage and trash collection service.

**Public, private, or subsidized housing (Parts B, C, D)**—A housing unit is classified as being in a "public housing project" if the structure in which the unit is located is owned by a local housing authority or other public agency, such as a housing and redevelopment authority or a housing development agency, and operated as public housing. These organizations may receive subsidies from the Federal or State government but the local agency owns the property. All other housing units are classified as "private housing."

Private housing units are further classified by whether the unit is subsidized; that is, the respondent pays a lower rent because a Federal, State, or local government program pays part of the cost of construction, building mortgage, or operating expenses. These programs include (1) the interest subsidy programs of the Department of Housing and Urban Development (HUD) for rental and cooperative housing for moderate-income families, (2) the rent supplement program where part of the rent for low-income families occupying certain types of rental housing projects is paid by HUD, and (3) the direct loan program of HUD for housing the elderly.

The statistics on public or subsidized housing exclude one-family homes on 10 acres or more and mobile homes. In addition, the data are not based on government or local records; the figures are, therefore, subject to the ability of a respondent to properly classify his unit as public or private and, if private, as subsidized or nonsubsidized housing.

### Household Characteristics

**Household.** (Parts A, B, C, D, F)—A household consists of all the persons who occupy a housing unit. By definition, the count of households is the same as the count of occupied housing units.

**Head of household.** (Parts A, B, C, D, F)—One person in each household is designated as the "head"; that is, the person who is regarded as the head by the members of the household. However, if a married woman living with her husband is reported as the head, her husband was considered the head for the purpose of simplifying the tabulations.

**Household composition.** (Parts A, C, D)—Statistics by age of head are presented separately for two-or-more-person households and for one-person households. Households having two or more persons are further subdivided as follows:

*Male head, wife present, no nonrelatives.*—Each household in this group consists of the head and his wife, and other persons, if any, all of whom are related to him.

*Other male head.*—This category includes households with male head, wife present, with nonrelatives living with them; male heads who are married, but with wife absent because of separation or other reason where husband and wife maintain separate residences; and male heads who are widowed, divorced, or single.

*Female head.*—This group comprises households with female heads regardless of their marital status. Included are female heads with no spouse and female heads whose husbands are living away from their families; for example, husbands in the Armed Forces living on military installations.

Households consisting of only one person are shown separately as "one-person households" and are not included in the subcategories, "other male head" and "female head."

**Family or primary individual.** (Parts A, C, D)—Housing units are occupied by either "families" or "primary individuals." The term "family" refers to the head of a household and all (one or more) other persons living in the same household who are related to the head by blood, marriage, or adoption. If the head lives alone or with nonrelatives only, then the head is considered a "primary individual."

Married couples related to the head of a family are included in the family and

are not considered as separate families. A lodger, servant, or other person unrelated to the head is considered a member of the household but not of the family.

In the statistics on household composition, families are always included in one of the three major groups of two-or-more-person households. Primary individuals with nonrelatives living with them are tabulated as "other male head" or "female head." Primary individuals living alone are always tabulated as "one-person households."

**Subfamily.** (Parts A, C)—A subfamily is a married couple with or without children, or one parent with one or more own single (never married) children under 18 years old, living in a household and related to, but not including, the head of the household or his wife. The most common example of a subfamily is a young married couple sharing the home of the husband's or wife's parents.

**Age of head.** (Parts A, C, D)—The age classification refers to the age reported for the head of the household as of his last birthday.

**Persons 65 years old and over.** (Parts A, D)—All persons, including the head, who are members of the household and are 65 years and over are included in the count of persons 65 years old and over.

**Own children.** (Parts A, C, D)—Statistics on presence of "own" children of household heads are shown in this report. A child under 18 years old is defined as an "own" child if he or she is a single (never married) son, daughter, stepchild, or adopted child of a household head. Own children of subfamilies are excluded from the total count of own children.

**Other relative of head.** (Part A)—This category includes all persons related to the head by blood, marriage, or adoption except wife or child of head and members of subfamilies.

**Nonrelative.** (Parts A, C)—A nonrelative of the head is any person in the household who is not related to the head by blood, marriage, or adoption. Roomers, boarders, lodgers, partners, resident employees, wards, and foster children are included in this category.



**Years of school completed by head.** (Parts A, C)—The statistics refer to the highest grade of regular school completed, not to the highest grade attended. For persons still attending school, the highest grade completed is one less than the one in which they are currently enrolled. "Regular" school refers to formal education obtained in graded public, private, or parochial schools, colleges, universities, or professional schools, whether day or night school, and whether attendance was full or part time. That is, "regular schooling" is formal education which may advance a person toward an elementary or high school diploma, or college, university, or professional school degree. Schooling or tutoring in other than regular schools is counted only if the credits obtained are regarded as transferable to a school in the regular school system. Household heads whose highest grade completed was in a foreign school system or in an ungraded school were instructed to report the approximate equivalent grade (or years) in the regular United States school system. A head was not reported as having completed a given grade if he dropped out or failed to pass the last grade attended. Education received in the following types of schools is not counted as "regular schooling": Vocational schools, trade schools, business schools, and non-credit adult education classes.

**Means of transportation and distance and travel time to work.** (Part A)—The statistics are restricted to household heads who had a job the week prior to the interview. A job is defined as a definite arrangement for regular part-time or full-time work for pay every week or every month. Heads who do not report to the same place of work every day comprise the "no fixed place of work" category.

**Head's principal means of transportation to work.**—If different means of transportation are used on different days, the means used most often is recorded. If more than one means of transportation is used each day, the means covering the greatest distance is recorded. A "carpool" is where one or more persons regularly ride in the car

with the head; the head may share driving, drive others, or ride with someone else. The category, "mass transportation," includes railroad, subway, elevated transportation system, bus, and streetcar.

**Distance from home to work.**—The statistics refer to the one-way distance the head of household travels from home to work.

**Travel time from home to work.**—The data refer to the average time it takes the household head to travel one way from home to work.

**Income.** (Parts A, C, D, F)—The statistics on income in the Annual Housing Survey are based on the respondent's reply to questions on income for the 12 months prior to the interview and are the sum of the amounts reported for wage and salary income, net self-employment income, Social Security or railroad retirement income, public assistance or welfare payments, and all other money income. The figures represent the amount of income received before deductions for personal income taxes, Social Security, union dues, bond purchases, health insurance premiums, Medicare deductions, etc.

In this report, the statistics relate to the money income of the family or primary individual occupying the housing unit; i.e., the sum of the income of the head of the family and all other members of the family 14 years old and over, or the income of the primary individual. Incomes of persons living in the unit but not related to the head of the household are not included in this sum.

Wage or salary income is defined as the total money earnings received for work performed as an employee at any time during the 12-month period prior to the interview. It includes wages, salary, piece-rate payments, commissions, tips, cash bonuses, and Armed Forces pay. Net self-employment income is defined as net money income (gross receipts minus operating expenses) received from a business, professional practice, partnership, or farm in which the person was engaged on his own account.

Social Security or railroad retirement income includes cash receipts of Social Security pensions; survivors' benefits,

disability insurance programs for retired persons, dependents of deceased insured workers, or disabled workers; and deductions for Medicare and health insurance premiums. Cash receipt of retirement, disability, and survivors' benefit payments made by the U.S. Government under the Railroad Retirement Act are also included. Separate payments received for hospital or other medical care are not included.

Income from all other sources includes money income received from sources such as periodic payments from estates and trust funds; dividends; interest; net rental income (or loss) from property rentals; net receipts from roomers or boarders; net royalties; public assistance or welfare payments which include cash receipts received from public assistance programs, such as old age assistance, aid to families with dependent children, and aid to the blind or totally disabled; unemployment insurance benefits; money received for transportation and/or subsistence by persons participating in special governmental training programs such as the Area Redevelopment Act and the Manpower Development and Training Act; workmen's compensation cash benefits; periodic payments by the Veterans Administration to disabled members of the Armed Forces or to survivors of deceased veterans; public or private pensions; periodic receipts from insurance policies or annuities; alimony or child support from persons who are not members of the household; net gambling gains; and nonservice scholarships and fellowships.

Receipts from the following sources were not included as income: Value of income "in kind," such as free living quarters, housing subsidies, food stamps, or food produced and consumed in the home; money received from the sale of property (unless the recipient was engaged in the business of selling such property); money borrowed; tax refund; withdrawal of bank deposits; accrued interest on "uncashed" savings bonds; exchange of money between relatives living in the same household; and gifts and lump-sum insurance payments, inheritances, and other types of lump-sum receipts.

APPENDIX A--Continued

The income statistics and the characteristics of the household refer to different periods in time. For 1976, the income data refer to the 12 months prior to the interview (April 1976 through March 1977), whereas the household characteristics refer to the date of interview. For 1970, income data refer to the calendar year 1969, whereas the household characteristics refer to April 1, 1970. Thus, family income does not include amounts received by persons who were members of the family during all or part of the income period if these persons no

longer resided with the family at the time of the interview. On the other hand, family income includes amounts reported by related persons who did not reside with the family during the income period but who were members of the family at the time of the interview. For most families, however, the income reported was received by persons who were members of the family throughout the income period.

There may be significant differences in the income data between the Annual Housing Survey and other Bureau of the

Census' surveys and censuses. For example, the time period for income data in the Annual Housing Survey refers to the 12 months prior to the interview while other income data generally refer to the calendar year prior to the date of the interview. Additional differences in the income data may be attributed to factors such as the various ways income questions are asked, the sampling variability and nonsampling errors between the Annual Housing Survey and other Bureau surveys and censuses, survey procedures and techniques, and processing procedures.

Facsimile of the Annual Housing Survey Questionnaire: 1976

(Spec. 1-11) Form 4-67  
D.M.B. No. 4-R-271

**FOR OFFICE USE ONLY:** Control number (cc 1), Segment, Serial, Panel, Type

**NOTICE - All information which would permit identification of the individual will be held in strict confidence, and will be used only by persons engaged in and for the purposes of the survey. The information will not be disclosed or released to others for any purpose.**  
FORM AHS-52 (10-11-76)

U.S. DEPARTMENT OF COMMERCE  
ACTING ASSISTANT SECRETARY FOR URBAN DEVELOPMENT

**ANNUAL HOUSING SURVEY (SMSA)**  
SAMPLE III - 1976/77

2. HH No. (cc 2), Type of Segment, Interviewer name, Date interview completed (Month/Day/Year), Limit No. of HH's (cc 10)

3. Sample F-3: 1. Unit, 2. Area, 3. Permit, 4. Special place

6. Conversion - merger status: 1. M - OFFICE USE ONLY, 2. C - OFFICE USE ONLY, 3. No change

7. Type of interview: 1. Regular, 2. URE - (All "N"s" in cc 11c) Skip to page 14, 3. Vacant - Skip to item 7a, page 4, 4. Noninterview

8. Reason for noninterview (cc 40d):  
a. Type A: 1. No one home, 2. Temporarily absent, 3. Refused, 4. Unable to locate, 5. Other occupied - Specify  
b. Type B: 6. Permanent or temporary business or commercial storage, 7. OTHER unit, except unoccupied tent site or trailer site, 8. Unoccupied tent site or trailer site, 9. Under construction - not ready, 10. Condemned, 11. Unit, vandalized, 22. Unit, burned down, 24. Unit, other, 12. Other - Specify  
c. Type C: 14. Unused line of listing sheet, 15. Demolished, 21. Disaster loss (fire, flood, etc.), 16. House or trailer moved, 17. Merged - not in current sample, 18. FOR OFFICE USE, 19. Other - Specify  
d. Unit boarded up (cc 40e): 1. Yes, 2. No

9. Fill for unit segments only (1) 1970 ED (Transcribe from 11-21A Listing Sheet) (2) Street address of sample unit (cc 5a) Number and Street (include apartment number)

10. Status of structure (Fill for Type B's only): 1. Structure has no habitable housing unit, 2. Structure has one or more habitable housing units

13. Permit granted - construction not started

**QUESTIONNAIRE ITEMS TO BE FILLED FOR NONINTERVIEWS** (Type A, 7, 8a, 8b, 8c, 8d, 8e, 10, 11, 12, 13, 14)  
**QUESTIONNAIRE ITEMS TO BE FILLED FOR VACANT UNITS** (Type B, 7, 8a, 8b, 8c, 8d, 8e, 10, 11, 12, 13, 14)  
**QUESTIONNAIRE ITEMS TO BE FILLED FOR VACANT UNITS** (Type C, 7, 8a, 8b, 8c, 8d, 8e, 10, 11, 12, 13, 14)

**I.D. Items:** 4-7\*\* (Section I items 9-11), 13, 14 (Section II, page 3), Section II B, pages 4-7

**\* NOTE -** Fill item 1 only if it has not already been filled in by the Regional Office.  
**\*\* NOTE -** In item 5d enter the relationship of the person providing the information for the noninterview or vacant; e.g., landlord or neighbor. If no one was consulted, leave item 5d blank.

**TRANSCRIBE FROM CONTROL CARD**

9. Structure originally built (cc 6):  
 April 1, 1970 or later  
Year: \_\_\_\_\_  
 1969 to March 31, 1970  
 1965-1968  
 1960-1964  
 1950-1959  
 1940-1949  
 1939 or earlier

10. Access (cc 9a):  
 Direct  
 Through another unit

11. Type of living quarters (cc 9b and c):  
**HOUSING UNIT**  
 1. House, apartment, flat  
 2. HU in nontransient hotel, motel, etc.  
 3. HU permanent in transient hotel, motel, etc.  
 4. HU in rooming house  
 5. Mobile home or trailer with NO permanent room added  
 6. Mobile home or trailer WITH one or more permanent rooms added  
 7. HU not specified above - Specify \_\_\_\_\_

12. OFFICE USE ONLY

13. Lend use code (cc 37a-d):  
 A  
 B  
 C  
 D  
 E

14. Occupancy status (cc 40c):  
 1. Occupied - Skip to Section III A, page 8  
 2. Vacant - Skip to Section II A, page 3  
 3. URE - Skip to Section III A, page 8

**NOTES**

**OTHER UNIT (Treat as Type B Noninterview)**  
8. Quarters not HU in rooming or boarding house  
9. Unit not permanent in transient hotel, motel, etc.  
10. Unoccupied tent site or trailer site  
11. OTHER unit not specified above - Specify \_\_\_\_\_

FORM AHS 118 5178

Facsimile of the Annual Housing Survey Questionnaire: 1976 - Continued

**Section IIA - VACANT UNITS**  
**TRANSCRIBE FROM CONTROL CARD**

1a. Number of living quarters (cc 27a) (21) 1  Mobile home or trailer (no permanent room attached) - Skip to 3  
 2  One, detached from any other building } Go to b  
 3  One, attached to one or more buildings }  
 4  2 } Skip to c  
 5  3 or 4 }  
 6  5 to 9 }  
 7  10 to 19 }  
 8  20 to 49 }  
 9  50 or more } Skip to 2a

b. Other living quarters on property (cc 27d) (22) 1  Yes  
 2  No

c. Commercial establishment on property (cc 27e) (23) 1  Yes  
 2  No

d. Medical or dental office on property (cc 27f) (24) 3  Yes  
 4  No

2a. Number of stories (floors) (cc 29a) (25) 1  1 to 3 - Skip to 3  
 2  4 to 6  
 3  7 to 12  
 4  13 or more

b. Passenger elevator (cc 29b) (26) 1  Yes  
 2  No

3. Number of rooms (cc 30) (27) \_\_\_\_\_ Rooms

4. Working electric wall outlet (wallplug) in all rooms (cc 31) (28) 1  Yes  
 2  No

5. Concealed wiring (cc 32) (29) 1  Yes  
 2  No

6a. Source of water (cc 33a) (30) 1  A public system or private company - END TRANSCRIPTION  
 2  An individual well - Go to b  
 3  Some other source - Specify - END TRANSCRIPTION

b. Type of well (cc 33b) (31) 1  Drilled  
 2  Dug

**END OF TRANSCRIPTION**

**Section IIB - VACANT UNITS**

7a. Is this unit intended for year-round use, for occupancy only on a seasonal basis or for use by migrant workers? (21) 6  YEAR ROUND - Ask b  
 Seasonal  
 a  Summers only  
 b  Winters only  
 c  Other seasonal - Specify in Notes on Page 2 } Skip to 8  
 10  Migratory - Skip to 8

b. Is this house (apartment) for rent, for sale only, rented not occupied, sold not occupied, held for occasional use, or something else? (22) 1  Vacant - for rent  
 2  Vacant - for sale only  
 3  Regular ownership  
 4  Condominium ownership  
 5  Cooperative ownership  
 6  Rented, not occupied  
 7  Held for occasional use  
 8  Other vacant - Specify

8. How many months has this house (apartment) been vacant? (23) 1  Less than 1 month  
 2  1 month up to 2 months  
 3  2 months up to 6 months  
 4  6 months up to 12 months  
 5  1 year up to 2 years  
 6  2 years or more

9. How many bedrooms are in this house (apartment)? (24) \_\_\_\_\_ OR \_\_\_\_\_ Bedrooms  
 0  None - Skip to 11  
 1  Yes  
 2  No

10a. Is it necessary to go through anyone's bedroom to get to any bathroom? (25) 1  Yes  
 2  No

b. Is it necessary to go through anyone's bedroom to get to any other room? (26) 1  Yes  
 2  No

11. Does this house (building) have complete kitchen facilities: that is, a kitchen sink with piped water, a refrigerator, and a range or a cookstove? (27)  Yes - Are these facilities only for the use of the intended occupants?  
 1  Yes - Used for this household only  
 2  No - Also used by another household  
 3  No

12. Does this house (building) have complete plumbing facilities: that is, hot and cold piped water, a flush toilet and a bathtub or shower? (28)  Yes - Are these facilities only for the use of the intended occupants?  
 1  Yes - Used for this household only - Ask (3)  
 2  No - Also used by another household - Skip to 14a  
 3  No - Skip to 14a

13. How many complete bathrooms and half bathrooms does this house (apartment) have? (29) (Mark only one box)  
 1  Complete plumbing facilities but not in one room  
 2  1 complete bathroom  
 3  1 complete bathroom plus a half bath with no flush toilet  
 4  1 complete bathroom plus a half bath with flush toilet  
 5  2 complete bathrooms  
 6  More than 2 complete bathrooms

Facsimile of the Annual Housing Survey Questionnaire: 1976 - Continued

| Section 11B - VACANT UNITS - Continued   |   |
|--|---|
| 14a. Is this house (building) connected to a public sewer?   | (107) 1 <input type="checkbox"/> Yes - Skip to 15<br>2 <input type="checkbox"/> No  |
| b. What means of sewage disposal does it have?   | (107) 1 <input type="checkbox"/> Septic tank or cesspool<br>2 <input type="checkbox"/> Chemical toilet<br>3 <input type="checkbox"/> Privy<br>4 <input type="checkbox"/> Use facilities in another structure<br>5 <input type="checkbox"/> Other - Specify _____  |
| 15. What type of heating equipment does this house (apartment) have? (Read answer categories) (If more than one, mark MAIN type of heating equipment)    | (108) 1 <input type="checkbox"/> A central warm-air furnace with ducts in individual rooms<br>2 <input type="checkbox"/> Heat pump<br>3 <input type="checkbox"/> Steam or hot water system<br>4 <input type="checkbox"/> Built-in electric units (permanently installed in wall, ceiling, or baseboard)<br>5 <input type="checkbox"/> Floor, wall, or pipelass furnace<br>6 <input type="checkbox"/> Room heaters WITH flue or vent burning gas, oil, or kerosene<br>7 <input type="checkbox"/> Room heaters WITHOUT flue or vent burning gas, oil, or kerosene<br>8 <input type="checkbox"/> Fireplace, stove, or portable room heaters<br>9 <input type="checkbox"/> Unit has no heating equipment<br>Skip to 17a |
| 16. How many rooms are there without hot air ducts or registers, radiators, or room heaters? (Do not count kitchen and bathrooms)                        | (108) 1 <input type="checkbox"/> None<br>2 <input type="checkbox"/> 1 room<br>3 <input type="checkbox"/> 2 rooms<br>4 <input type="checkbox"/> 3 rooms or more  |
| 17a. Does this house (apartment) have air conditioning, either individual room units or a central system?  | (107) 1 <input type="checkbox"/> Yes<br>2 <input type="checkbox"/> No - Skip to 18  |
| b. Which does it have?   | (107) 1 <input type="checkbox"/> Central - Skip to 18<br>2 <input type="checkbox"/> Room units  |
| c. How many room units?  | (107) _____ Room units  |
| 18. Is there a basement in this house (building)? (A basement is an enclosed space in which persons can walk upright under all or part of the building.) | (109) 1 <input type="checkbox"/> Yes<br>2 <input type="checkbox"/> No   |
| <b>CHECK ITEM A</b>  | <b>VACANCY STATUS</b> (See item 7b, page 4)<br><b>FOR SALE ONLY</b><br>(See Control Card item 27a) <input type="checkbox"/> A condominium - Skip to 20<br><input type="checkbox"/> One-unit structure - Ask 19<br><input type="checkbox"/> Two-or-more-unit structure, or a mobile home or trailer - Skip to 21<br><b>FOR RENT</b><br>(See Control Card item 27a) <input type="checkbox"/> One-unit structure - Ask 19<br><input type="checkbox"/> Two-or-more-unit structure, or a mobile home or trailer - Skip to 22<br><input type="checkbox"/> ALL OTHERS (Other vacants, units rented or sold, units held for occasional use, seasonal, and similar units) - Skip to Check Item C, page 7                     |

| Section 11B - VACANT UNITS - Continued  |  |
|---|--|
| (If rural transcribe from cc item 37b, if urban ask or fill by observation.)<br>19. Does this place have 10 acres or more?  | (109) 1 <input type="checkbox"/> Yes, 10 acres or more<br>2 <input type="checkbox"/> No, less than 10 acres  |
| <b>CHECK ITEM B</b>   | <b>VACANT FOR SALE ONLY</b><br>If this is a -<br><input type="checkbox"/> One-unit structure on less than 10 acres and there is no commercial establishment or medical or dental office on the property (Control Card items 27e and f) - Ask 20<br><input type="checkbox"/> All others - Skip to 27a<br><b>VACANT FOR RENT</b><br>If this is a -<br><input type="checkbox"/> One-unit structure on less than 10 acres or more - Skip to 22<br><input type="checkbox"/> One-unit structure on 10 acres or more - Skip to 27a  |
| 20. What is the sale price asked for this property (condominium unit)?  | (110) 1 <input type="checkbox"/> Less than \$5,000<br>2 <input type="checkbox"/> \$ 5,000 - 7,499<br>3 <input type="checkbox"/> 7,500 - 9,999<br>4 <input type="checkbox"/> 10,000 - 12,499<br>5 <input type="checkbox"/> 12,500 - 14,999<br>6 <input type="checkbox"/> 15,000 - 17,499<br>7 <input type="checkbox"/> 17,500 - 19,999<br>8 <input type="checkbox"/> 20,000 - 24,999<br>9 <input type="checkbox"/> 25,000 - 29,999<br>10 <input type="checkbox"/> 30,000 - 34,999<br>11 <input type="checkbox"/> 35,000 - 39,999<br>12 <input type="checkbox"/> 40,000 - 49,999<br>13 <input type="checkbox"/> 50,000 - 59,999<br>14 <input type="checkbox"/> 60,000 - 74,999<br>15 <input type="checkbox"/> 75,000 or more |
| 21. Is there a garage or carport on this property which is available for the use of occupants?  | (103) 1 <input type="checkbox"/> Yes<br>2 <input type="checkbox"/> No } Skip to 27a  |
| 22. What is the MONTHLY rent? (If rent is not to be paid by the month, mark the time period covered; compute the monthly rent in the "Notes" space, and enter the monthly rent on the line provided.) (Includes site rent for mobile homes if it is to be paid separately.) | (118) \$ _____ Per month<br>(117) 1 <input type="checkbox"/> More frequently than once a month<br>2 <input type="checkbox"/> Less frequently than once a month<br>3 <input type="checkbox"/> Once a month<br>Notes _____   |
| 23. Is this house (apartment) in a public housing project; that is, is it owned by a local housing authority or other public agency?  | (151) 1 <input type="checkbox"/> Yes<br>2 <input type="checkbox"/> No  |
| 24. In addition to rent, does the renter also pay for -   | (152) 1 <input type="checkbox"/> Yes<br>2 <input type="checkbox"/> No, included in rent<br>3 <input type="checkbox"/> No, electricity not used   |
| a. Electricity?   | (152) 1 <input type="checkbox"/> Yes<br>2 <input type="checkbox"/> No, included in rent<br>3 <input type="checkbox"/> No, gas not used   |
| b. Gas?   | (152) 1 <input type="checkbox"/> Yes<br>2 <input type="checkbox"/> No, included in rent or no charge<br>3 <input type="checkbox"/> No, these fuels not used or obtained free   |
| c. Water?   | (152) 1 <input type="checkbox"/> Yes<br>2 <input type="checkbox"/> No, included in rent<br>3 <input type="checkbox"/> No, these fuels not used or obtained free  |
| d. Oil, coal, kerosene, wood, etc.?   | (152) 1 <input type="checkbox"/> Yes<br>2 <input type="checkbox"/> No, included in rent<br>3 <input type="checkbox"/> No, these fuels not used or obtained free  |

Facsimile of the Annual Housing Survey Questionnaire: 1976 — Continued

**Section III — VACANT UNITS — Continued**

25. In addition to rent, does the renter also pay for garbage and trash collection?  
 (61) 1  Yes  
 2  No

**CHECK ITEM C:** (See Control Card item 27a)  
 One-unit structure, or a mobile home or trailer — Skip to 27a  
 Two-or-more-unit structure — Ask 26a

26a. Does the owner of this building/Do you (if speaking to the owner) live on this property?  
 (67) 1  Yes — Skip to 27a  
 2  No  
 3  Don't know

b. Is there a resident manager, superintendent or janitor who lives on this property?  
 (73) 1  Yes  
 2  No  
 3  Don't know

**OBSERVATION**  
 27a. Is the unit boarded-up?

**OBSERVATION**  
 28. Are there any buildings (other than this building) that appear to be abandoned and/or are there any buildings with windows broken or boarded-up on this street?

**CHECK ITEM D:** (See Control Card Item 27a)  
 One-unit structure, or a mobile home or trailer — End AHS-52 interview and go to Control Card Item 39  
 Two-or-more-unit structure — Ask 28a

**OBSERVATION**  
 28a. Do the public halls in this building have light fixtures?  
 (24) 1  Yes  
 2  No ..... } Skip to 29a  
 3  No public halls

b. Are the light fixtures in working order?  
 (25) 1  All in working order  
 2  Some in working order  
 3  None in working order

29a. Are there loose, broken, or missing steps on any common stairways inside this building or attached to this building?  
 (24) 1  Yes  
 2  No  
 3  No common stairways — Skip to 30

b. Are all stair railings firmly attached?  
 (25) 1  Yes  
 2  No  
 3  No stair railings

**OBSERVATION — Fill for 2 or more unit structures**  
 30. How many stories (floors) are there from the main entrance of the building to the main entrance of the apartment?  
 (26) 1  None, on same floor  
 2  One (up or down)  
 3  Two or more (up or down) } End AHS-52 interview and go to Control Card Item 39

**Section IIIA — OCCUPIED UNITS (Include URE)**

TRANSCRIBE FROM CONTROL CARD

1. Line number of household respondent (cc 10)

**HOUSEHOLD CHARACTERISTICS — DO NOT LIST URE'S (CC 11) UNLESS ENTIRE HOUSEHOLD IS URE**

| 2a. Relationship to household head (cc 11b) | 2c. Age (cc 14) | 2d. Marital status (For persons 14+) (cc 15)<br>1 — Married<br>2 — Widowed<br>3 — Divorced<br>4 — Separated<br>5 — Never married | 2e. Race (cc 16)<br>1 — White<br>2 — Negro<br>3 — Other | 2f. Sex (cc 17)<br>CIRCLE ONE |            |            |      |        |
|---|-----------------|--|---|-------------------------------|------------|------------|------|--------|
|   |                 |  |   |                               | ENTER CODE | ENTER CODE | Male | Female |
|   |                 |  |   |                               |            |            |      |        |
|   |                 |  |   |                               |            |            |      |        |
|   |                 |  |   |                               |            |            |      |        |
|   |                 |  |   |                               |            |            |      |        |
|   |                 |  |   |                               |            |            |      |        |
|   |                 |  |   |                               |            |            |      |        |
|   |                 |  |   |                               |            |            |      |        |
|   |                 |  |   |                               |            |            |      |        |
|   |                 |  |   |                               |            |            |      |        |
|   |                 |  |   |                               |            |            |      |        |
|   |                 |  |   |                               |            |            |      |        |
|   |                 |  |   |                               |            |            |      |        |
|   |                 |  |   |                               |            |            |      |        |
|   |                 |  |   |                               |            |            |      |        |

Facsimile of the Annual Housing Survey Questionnaire: 1976 - Continued

Section IIIA - OCCUPIED UNITS (include URE) - Continued  
 TRANSCRIBE FROM CONTROL CARD

7. Head lived inside the limits of a city, town, borough or village (cc 23)  Yes - Name of place, \_\_\_\_\_  No

8. Head in Armed Forces on April 1, 1970 (cc 24)  Yes  No

9. Tenure (cc 25a)  Owned or being bought  Owned or being bought as a cooperative  Owned or being bought as a condominium  Rented for cash by you or someone else  Occupied without payment of cash rent. Skip to 11a

10a. Why no cash rent (cc 26a)  Provided by job  Provided by friend or relative  Other ..... Skip to 11a

b. Type of job (cc 26b) Farm related  Tenant farmer (rent in crops and/or livestock)  Farm manager  Farm laborer or farm foreman  Other - Specify \_\_\_\_\_  Nonfarm related

Section IIIA - OCCUPIED UNITS (include URE) - Continued  
 TRANSCRIBE FROM CONTROL CARD

3. Highest grade completed by head (cc 19)  Never attended school  Kindergarten  First  Second  Third  Fourth  Fifth  Sixth  Seventh  Eighth  Ninth  Tenth  Eleventh  Twelfth  C1  C2  C3  C4  C5  C6 or more

College (Academic years)  C1  C2  C3  C4  C5  C6 or more

4. Ethnic origin (cc 20)  Mexican-American  Chicano  Mexican  Mexicano  Puerto Rican  Cuban  Central or South American  Other Spanish - Specify \_\_\_\_\_  Other - Specify \_\_\_\_\_

5. When head moved in (cc 21) After April 1, 1970   Month (01-12) / Year \_\_\_\_\_ OR  1965 to April 1, 1970  1960 to 1964  1950 to 1959  1949 or earlier Skip to 8

6. Where head lived on April 1, 1970 (cc 22) \_\_\_\_\_ County \_\_\_\_\_ State \_\_\_\_\_ OR  Outside the United States - Skip to 8

Facsimile of the Annual Housing Survey Questionnaire: 1976 - Continued

| Section IIIA - OCCUPIED UNITS (100-500-URE) - Continued           |  |
|---|--|
| TRANSCRIBE FROM CONTROL CARD                                      |  |
| 11a. Number of living quarters (cc 27a)                           | (021) <input type="checkbox"/> Mobile home or trailer (no permanent room attached)<br>2 <input type="checkbox"/> One, detached from any other building } Skip to 14<br>3 <input type="checkbox"/> One, attached to one or more buildings }<br>4 <input type="checkbox"/> 2 ..... } Skip to 14<br>5 <input type="checkbox"/> 3 or 4 ..... }<br>6 <input type="checkbox"/> 5 to 9 ..... }<br>7 <input type="checkbox"/> 10 to 19 ..... } Skip to 13a<br>8 <input type="checkbox"/> 20 to 49 ..... }<br>9 <input type="checkbox"/> 50 or more ..... } |
| b. Attached mobile home (cc 27b)                                  | (022) 1 <input type="checkbox"/> Yes<br>2 <input type="checkbox"/> No<br>3 <input type="checkbox"/> Don't know   |
| c. In group of 6 or more mobile homes (cc 27c)                    | (023) 1 <input type="checkbox"/> Yes } Skip to 12a<br>2 <input type="checkbox"/> No }<br>3 <input type="checkbox"/> Don't know   |
| d. Other living quarters on property (cc 27d)                     | (024) 1 <input type="checkbox"/> Yes<br>2 <input type="checkbox"/> No  |
| e. Commercial establishment on property (cc 27e)                  | (025) 1 <input type="checkbox"/> Yes<br>2 <input type="checkbox"/> No  |
| f. Medical or dental office on property (cc 27f)                  | (026) 1 <input type="checkbox"/> Yes } Skip to 13b<br>2 <input type="checkbox"/> No }  |
| 12a. Year mobile home (trailer) acquired (cc 28a)                 | (027) 1 <input type="checkbox"/> Yes<br>2 <input type="checkbox"/> No  |
| b. Mobile home (trailer) new when acquired (cc 28b)               | (028) 1 <input type="checkbox"/> Yes<br>2 <input type="checkbox"/> No  |
| c. Purchase price (cc 28c)  | (029) \$ _____ (030) Not purchased } Purchase price } Skip to 14<br>0 <input type="checkbox"/> Not purchased }<br>1 <input type="checkbox"/> 1 to 3 - Skip to 14<br>2 <input type="checkbox"/> 4 to 6<br>3 <input type="checkbox"/> 7 to 12<br>4 <input type="checkbox"/> 13 or more   |
| 13a. Number of stories (floors) (cc 29a)                          | (031) 1 <input type="checkbox"/> 1<br>2 <input type="checkbox"/> 2<br>3 <input type="checkbox"/> 3<br>4 <input type="checkbox"/> 4 or more   |
| b. Passenger elevator (cc 29b)                                    | (032) 1 <input type="checkbox"/> Yes<br>2 <input type="checkbox"/> No  |
| 14. Number of rooms (cc 30)                                       | (033) _____ Rooms  |
| 15. Working electric wall outlet (wall plug) in each room (cc 31) | (034) 1 <input type="checkbox"/> Yes<br>2 <input type="checkbox"/> No  |
| 16. Concealed wiring (cc 32)                                      | (035) 1 <input type="checkbox"/> Yes<br>2 <input type="checkbox"/> No  |

| Section IIIA - OCCUPIED UNITS (100-500-URE) - Continued  |   |
|--|---|
| TRANSCRIBE FROM CONTROL CARD   |   |
| 17a. Source of water (cc 33a)  | (036) 1 <input type="checkbox"/> A public system or private company - Skip to 18a<br>2 <input type="checkbox"/> An individual well - Fill 17b<br>3 <input type="checkbox"/> Some other source - Specify - Skip to 18a   |
| b. Type of well (cc 33b)   | (037) 1 <input type="checkbox"/> Drilled<br>2 <input type="checkbox"/> Dug  |
| 18a. Storm windows (cc 34a)  | (038) 1 <input type="checkbox"/> Yes, all windows<br>2 <input type="checkbox"/> Yes, some windows<br>3 <input type="checkbox"/> No  |
| b. Storm doors (cc 34b)  | (039) 1 <input type="checkbox"/> Yes, all doors<br>2 <input type="checkbox"/> Yes, some doors<br>3 <input type="checkbox"/> No  |
| c. Attic or roof insulation (cc 34c)   | (040) 1 <input type="checkbox"/> Yes<br>2 <input type="checkbox"/> No<br>3 <input type="checkbox"/> Don't know  |
| 19. Rented for cash or occupied without payment of cash rent - Skip to 20<br>Garage or carport available (cc 35) | (041) 1 <input type="checkbox"/> Yes<br>2 <input type="checkbox"/> No   |
| 20. Cooking fuel (cc 36)   | (042) Gas: 1 <input type="checkbox"/> From underground pipes serving the neighborhood<br>2 <input type="checkbox"/> Bottled, tank, or LP<br>3 <input type="checkbox"/> Electricity<br>4 <input type="checkbox"/> Fuel oil, kerosene, etc.<br>5 <input type="checkbox"/> Coal or coke<br>6 <input type="checkbox"/> Wood<br>7 <input type="checkbox"/> Other fuel<br>8 <input type="checkbox"/> No fuel used |
| 21. Use of telephone (cc 38a)  | (043) 1 <input type="checkbox"/> Yes<br>2 <input type="checkbox"/> No   |
| CHECK ITEM A   | (See cc 40c) OCCUPANCY STATUS<br><input type="checkbox"/> Occu. interview - Go to Section III B, page 13<br><input type="checkbox"/> URE interview - END TRANSCRIPTION  |
| NOTES  |   |



Facsimile of the Annual Housing Survey Questionnaire: 1976 - Continued

| Section III B - OCCUPIED UNITS                           |  |
|--|--|
| TRANSCRIBE FROM Section IV, Page 37                      |  |
| 82a. Head had a job last week (2b)                       | <p>(046) 1 <input type="checkbox"/> Yes<br/>2 <input type="checkbox"/> No - END TRANSCRIPTION</p>  |
| b. Head's principal means of transportation to work (3a) | <p>(047) Car, truck or carpool<br/>1 <input type="checkbox"/> Drives alone<br/>2 <input type="checkbox"/> Shares driving (carpool)<br/>3 <input type="checkbox"/> Drives others<br/>4 <input type="checkbox"/> Rides with someone else<br/>5 <input type="checkbox"/> Walks only<br/>6 <input type="checkbox"/> Works at home - END TRANSCRIPTION<br/>7 <input type="checkbox"/> Railroad<br/>8 <input type="checkbox"/> Subway or elevated<br/>9 <input type="checkbox"/> Bus or stretcher<br/>10 <input type="checkbox"/> Taxicab<br/>11 <input type="checkbox"/> Bicycle or motorcycle<br/>12 <input type="checkbox"/> Other means - Specify _____</p> <p>Skip to 82d</p> |
| c. Car used in journey to work (3b)                      | <p>(048) 1 <input type="checkbox"/> Yes<br/>2 <input type="checkbox"/> No</p>  |
| d. Time from home to work (6)                            | <p>(049) 1 <input type="checkbox"/> Under 15 minutes<br/>2 <input type="checkbox"/> 15 to 29 minutes<br/>3 <input type="checkbox"/> 30 to 44 minutes<br/>4 <input type="checkbox"/> 45 to 59 minutes<br/>5 <input type="checkbox"/> 1 hour to 1 hour 29 minutes<br/>6 <input type="checkbox"/> 1 hour and 30 minutes or more<br/>7 <input type="checkbox"/> No fixed place of work - END TRANSCRIPTION</p> <p>NOTE: If person does not report to some location each day ("No" in 4b), mark box 7.</p>  |
| e. One-way distance from home to work (7)                | <p>(050) 1 <input type="checkbox"/> Less than 1 mile<br/>2 <input type="checkbox"/> 1 to 4 miles<br/>3 <input type="checkbox"/> 5 to 9 miles<br/>4 <input type="checkbox"/> 10 to 19 miles<br/>5 <input type="checkbox"/> 20 to 29 miles<br/>6 <input type="checkbox"/> 30 to 39 miles<br/>7 <input type="checkbox"/> 40 to 49 miles<br/>8 <input type="checkbox"/> 50 miles or more</p> <p>END TRANSCRIPTION</p>  |
| f. Reason for living 5 or more miles from work           | <p>(051) (1) If only one "Yes" marked in item 10b or c on page 37, transcribe that reason number.<br/>(2) If two or more "Yes" boxes marked in item 10b or c, transcribe reason number from item 11 on page 37.<br/>(3) If no "Yes" answers in item 10b or c, mark box 20.</p> <p>Reason number _____<br/>20 <input type="checkbox"/> No particular reason</p> <p>END TRANSCRIPTION</p>  |

| Section III C - OCCUPIED UNITS (Include URE)   |   |
|--|---|
| CHECK ITEM A   | <p>Mark all 3 parts (See cc 21)<br/>(1) Household head lived here last 90 days ..... (055) 1 <input type="checkbox"/> Yes 2 <input type="checkbox"/> No<br/>(2) Household head lived here last winter ..... (056) 1 <input type="checkbox"/> Yes 2 <input type="checkbox"/> No<br/>(3) Household head moved here during the last 12 months ..... (057) 1 <input type="checkbox"/> Yes 2 <input type="checkbox"/> No</p> |
| 35. How many bedrooms do you have in your house (apartment)? Count rooms used mainly for sleeping even if used for other purposes.                         | <p>(058) _____ Bedrooms<br/>OR<br/>0 <input type="checkbox"/> None - Skip to 38</p>   |
| 36a. Is it necessary to go through anyone's bedroom to get to any bathroom?  | <p>(059) 1 <input type="checkbox"/> Yes<br/>2 <input type="checkbox"/> No</p>   |
| b. Is it necessary to go through anyone's bedroom to get to any other room?  | <p>(060) 1 <input type="checkbox"/> Yes<br/>2 <input type="checkbox"/> No</p>   |
| CHECK ITEM B   | <p>(See cc 11c) Do not count persons with usual residence elsewhere unless entire household is URE.<br/><input type="checkbox"/> Household has 1 or 2 persons - Skip to 38<br/><input type="checkbox"/> Household has 3 or more persons - Ask 37a</p>   |
| 37a. Are any bedrooms used for sleeping by 3 or more persons?  | <p>(061) <input type="checkbox"/> Yes - How many bedrooms are used for sleeping by 3 or more persons?<br/>1 <input type="checkbox"/> 1 bedroom<br/>2 <input type="checkbox"/> 2 or more bedrooms<br/>3 <input type="checkbox"/> No - Skip to 38</p>   |
| b. Are any of the persons who use this bedroom (these bedrooms) 13 years of age or older?  | <p>(062) 1 <input type="checkbox"/> Yes<br/>2 <input type="checkbox"/> No</p>   |
| 38. Do you have complete kitchen facilities in this house (building); that is, a kitchen sink with piped water, a refrigerator and a range or a cookstove? | <p>(063) <input type="checkbox"/> Yes - For this household only<br/>2 <input type="checkbox"/> Yes - Also used by another household<br/>3 <input type="checkbox"/> No - Skip to 40</p>  |
| 39a. Are the kitchen sink, refrigerator, and range or cookstove all in usable condition?   | <p>(064) 1 <input type="checkbox"/> Yes - Skip to Check Item C<br/>2 <input type="checkbox"/> No</p>  |
| b. Which of the items are not in usable condition? (Mark all that apply)   | <p>(065) 1 <input type="checkbox"/> Kitchen sink<br/>2 <input type="checkbox"/> Refrigerator<br/>3 <input type="checkbox"/> Range or cookstove<br/>Skip to Check Item C</p>   |
| 40. Do you have piped water -  | <p>(066) <input type="checkbox"/> Yes - Skip to Check Item C<br/>2 <input type="checkbox"/> No</p>  |
| a. in this building?   |   |
| b. Available within 1/4 mile?  | <p>(067) 1 <input type="checkbox"/> Yes<br/>2 <input type="checkbox"/> No<br/>Skip to 45b</p>   |

Facsimile of the Annual Housing Survey Questionnaire: 1976—Continued

**Section IIIC — OCCUPIED UNITS (Include URE) — Continued**

Household head lived here last 90 days (See Check Item A(1), page 14)

**CHECK ITEM C**

41a. At any time in the last 90 days were you COMPLETELY without running water?  
 Yes — Ask 41a  
 No — Skip to 42

b. Were you completely without running water for 6 consecutive hours or more?  
 Yes  
 No — Skip to 42

c. How many times?  
 1  
 2  
 3 or more

d. What was the (most common) reason you were completely without water for 6 consecutive hours or more — was it because of problems inside the building or problems outside the building?  
 Inside — Specify problem  
 Outside — Specify problem

42. Do you have complete plumbing facilities in this house (building); that is, hot and cold piped water, a flush toilet and a bathtub or shower?  
 Yes — For this household only  
 Yes — Also used by another household } Skip to 45a  
 No

43. How many complete bathrooms and half bathrooms do you have?  
 A complete bathroom is a room with a flush toilet, bathtub or shower, and a washbasin with piped water. A half bathroom has at least a flush toilet or a bathtub/shower, but does not have all the facilities for a complete bathroom.  
 Complete plumbing facilities but not in one room  
 1 complete bathroom with no flush toilet } Skip to 45a  
 1 complete bathroom plus half bath with flush toilet  
 2 complete bathrooms  
 More than 2 complete bathrooms

**CHECK ITEM D**

Household head lived here last 90 days (See Check Item A(1), page 14)

44a. At any time in the last 90 days was there a breakdown in your flush toilet; that is, was it completely unusable?  
 Yes — Ask 44a  
 No — Skip to 45a

b. Did any of these breakdowns last 6 consecutive hours or more?  
 Yes  
 No — Skip to 45a

c. How many of these breakdowns were there?  
 1  
 2  
 3  
 4 or more

d. What was the (most common) reason you were completely without the use of your flush toilet for 6 consecutive hours or more — was it because of problems inside the building or problems outside the building?  
 Inside — Specify problem  
 Outside — Specify problem

Page 15

FORM ANHS-2 (10-31-75)

**Section IIIC — OCCUPIED UNITS (Include URE) — Continued**

45a. Is this house (building) connected to a public sewer?  
 Yes — Skip to Check Item E  
 No

b. What means of sewage disposal do you use?  
 Septic tank or cesspool  
 Chemical toilet  
 Privy  
 Use facilities in another structure  
 Other — Describe } Skip to 47

**CHECK ITEM E**

Household head lived here last 90 days (See Check Item A(1), page 14)

46a. At any time in the last 90 days was there a breakdown in your public sewer (septic tank or cesspool); that is, was it completely unusable?  
 Yes  
 No — Skip to 47

b. Did any of these breakdowns last 6 consecutive hours or more?  
 Yes  
 No  
 Don't know } Skip to 47

c. How many of these breakdowns were there?  
 1  
 2  
 3 or more

47. How is your house (apartment) heated — by gas, oil, electricity, or with some other fuel?  
 Gas  
 From underground pipes serving the neighborhood  
 Bottled, tank, or LP  
 Fuel oil, kerosene, etc.  
 Electricity  
 Coal or coke  
 Wood  
 Other fuel  
 No fuel used

48. What type of heating equipment does your house (apartment) have? (Read answer categories) (Mark heating equipment used most)

A central warm-air furnace with ducts in individual rooms  
 Heat pump  
 Steam or hot water system  
 Built-in electric units (permanently installed in wall, ceiling, or baseboard)  
 Floor, wall, or pipeless furnace  
 Room heaters WITH flue or vent burning gas, oil, or kerosene  
 Room heaters WITHOUT flue or vent burning gas, oil, or kerosene } Skip to Check Item G  
 Fireplace, stoves, or portable room heaters  
 Unit has no heating equipment — Skip to 53a

Page 16

FORM ANHS-2 (10-31-75)

Facsimile of the Annual Housing Survey Questionnaire: 1976—Continued

| Section III C — OCCUPIED UNITS (Include URE) — Continued  |  |
|---|--|
| CHECK ITEM F  | Household head lived here LAST WINTER (See Check Item A(2), page 14)<br><input type="checkbox"/> Yes — Ask 49<br><input type="checkbox"/> No — Skip to 50                                    |
| 49. During the winter of . . . (year) when your regular heating system was working, did you, in any one room, have to use additional sources of heat besides your regular system did not provide enough heat? Do not include additional sources of heat used solely because of the current energy shortage. (Additional sources of heat may be the kitchen stove, a fireplace, or a portable heater.) | (98) 1 <input type="checkbox"/> Yes<br>2 <input type="checkbox"/> No   |
| 50. How many rooms do you have without hot air ducts or radiators, radiators, or room heaters? Do not count kitchen or bathrooms.   | (98) 1 <input type="checkbox"/> None<br>2 <input type="checkbox"/> 1 room<br>3 <input type="checkbox"/> 2 rooms<br>4 <input type="checkbox"/> 3 or more rooms                                |
| 51a. At any time during the winter of . . . (year), was there a breakdown in your heating equipment; that is, was it completely unusable for 6 consecutive hours or more?   | (98) 1 <input type="checkbox"/> Yes<br>2 <input type="checkbox"/> No — Skip to 52a   |
| b. How many times did that happen?  | (98) 1 <input type="checkbox"/> 1<br>2 <input type="checkbox"/> 2<br>3 <input type="checkbox"/> 3<br>4 <input type="checkbox"/> 4 or more  |
| 52a. During the winter of . . . (year), did you completely close certain rooms for a week or longer, because you couldn't get them warm? Do not include rooms closed solely for the purpose of saving fuel due to the current energy shortage. (Includes kitchens and bathrooms)  | (98) 1 <input type="checkbox"/> Yes<br>2 <input type="checkbox"/> No — Skip to 53a   |
| b. Which rooms?<br>(Mark all that apply)  | (98) 1 <input type="checkbox"/> Living room<br>2 <input type="checkbox"/> Dining room<br>3 <input type="checkbox"/> One or more bedrooms<br>4 <input type="checkbox"/> Other — Specify _____ |
| 53a. Do you have air conditioning, either individual room units or a central system?  | (98) 1 <input type="checkbox"/> Yes<br>2 <input type="checkbox"/> No — Skip to Check Item H  |
| b. Which do you have?   | (98) 1 <input type="checkbox"/> Central — Skip to Check Item H<br>2 <input type="checkbox"/> Room units  |
| c. How many room units do you have?   | (98) _____ Room units  |

| Section III C — OCCUPIED UNITS (Include URE) — Continued  |  |
|---|--|
| CHECK ITEM H  | Household head lived here last 90 days (See Check Item A(1), page 14)<br><input type="checkbox"/> Yes — Ask 54a<br><input type="checkbox"/> No — Skip to 55a   |
| 54a. Have any electric fuses or breaker switches blown in your house (apartment) in the last 90 days?   | (99) 1 <input type="checkbox"/> Yes<br>2 <input type="checkbox"/> No . . . . . } Skip to 55a<br>3 <input type="checkbox"/> Don't know  |
| b. How many times did this happen?  | (99) 1 <input type="checkbox"/> 1<br>2 <input type="checkbox"/> 2<br>3 <input type="checkbox"/> 3 or more  |
| 55a. Does your house (apartment) have garbage collection service (either public or private)?  | (99) 1 <input type="checkbox"/> Yes<br>2 <input type="checkbox"/> No . . . . . } Skip to 55c<br>3 <input type="checkbox"/> Don't know  |
| b. How often is the garbage collected?  | (99) 1 <input type="checkbox"/> Less than once a week<br>2 <input type="checkbox"/> Once a week . . . . . } Skip to 56a<br>3 <input type="checkbox"/> Twice a week . . . . .<br>4 <input type="checkbox"/> Three or more times a week<br>5 <input type="checkbox"/> Don't know . . . . . |
| c. How do you dispose of your garbage?<br>(If more than one method used, mark the one used most.)   | (99) 1 <input type="checkbox"/> Incinerator<br>2 <input type="checkbox"/> Trash chute or compactor<br>3 <input type="checkbox"/> Garbage disposal<br>4 <input type="checkbox"/> Carry out to be picked up<br>5 <input type="checkbox"/> Other — Specify _____                            |
| 56a. Is there a basement in this house (building)? (A basement is an enclosed space in which persons can walk upright under all or part of the building.) | (99) 1 <input type="checkbox"/> Yes<br>2 <input type="checkbox"/> No — Skip to 57  |
| b. During the last 90 days did the basement show any signs of water having leaked in from the outside?  | (100) 1 <input type="checkbox"/> Yes<br>2 <input type="checkbox"/> No<br>3 <input type="checkbox"/> Don't know   |
| 57. During the last 90 days did the roof of this house (building) leak?   | (100) 1 <input type="checkbox"/> Yes<br>2 <input type="checkbox"/> No<br>3 <input type="checkbox"/> Don't know   |
| 58a. Does this house (apartment) have open cracks or holes in the interior walls or ceiling?<br>(Do not include hairline cracks)                          | (102) 1 <input type="checkbox"/> Yes<br>2 <input type="checkbox"/> No  |
| b. Does this house (apartment) have holes in the floors?  | (103) 1 <input type="checkbox"/> Yes<br>2 <input type="checkbox"/> No  |
| 59a. Is there any area of broken plaster on the ceiling or inside walls which is larger than this piece of paper?<br>(SHOW CLOSED QUESTIONNAIRE)          | (104) 1 <input type="checkbox"/> Yes<br>2 <input type="checkbox"/> No  |
| b. Is there any area of peeling paint on the ceiling or inside walls which is larger than this piece of paper?<br>(SHOW CLOSED QUESTIONNAIRE)             | (105) 1 <input type="checkbox"/> Yes<br>2 <input type="checkbox"/> No  |

Facsimile of the Annual Housing Survey Questionnaire: 1976 - Continued

**Section III-C - OCCUPIED UNITS (Include URE) - Continued**

**CHECK ITEM I**  
 If "Yes" was marked in any of the six previous questions 56b, 57, 58a, 58b, 59a, and/or 59b - Ask 60  
 If "No" marked in 56a or b, 57, 58a, 58b, 59a and 59b - Skip to Check Item J

**60.** Is... (Specify the condition(s) mentioned in any of the six previous questions) as objectionable that you would like to move from this house?  
 1  Yes  
 2  No

**CHECK ITEM J**  
 Household head lived here last 90 days (See Check Item A(1), page 14)  
 Yes - Ask 61a  
 No - Skip to Check Item K

**61a.** At any time in the last 90 days have you seen any mice or rats, or signs of mice or rats in this house (building)?  
 1  Yes  
 2  No - Skip to Check Item K

**61b.** Is this house (building) serviced by an exterminator regularly, only when needed, irregularly, or not at all?  
 (Include only exterminator service for mice or rats)  
 1  Regularly  
 2  Only when needed  
 3  Irregularly  
 4  Not at all

**CHECK ITEM K**  
**TENURE (cc item 25a)**  
 OWNED AS A COOPERATIVE - Skip to 80  
 OWNED AS A CONDOMINIUM - Skip to 63  
**OWNED OR BEING BOUGHT**  
 (See cc item 27a)  One-unit structure, or a mobile home or trailer - Ask 62  
 Two-or-more-unit structure - Skip to 80  
**RENTED FOR CASH**  
 (See cc item 27a)  One-unit structure - Ask 62  
 Two-or-more-unit structure, or a mobile home or trailer - Skip to 71  
 OCCUPIED WITHOUT PAYMENT OF CASH RENT - Ask 62  
 (If rural transcribe from cc item 37b. If urban ask or fill by observation.)  
**62.** Does this place have 10 acres or more?  
 1  Yes  
 2  No

**CHECK ITEM L**  
 (See Check Item K)  
**OWNED OR BEING BOUGHT**  
 If this is a -  
 One-unit structure on less than 10 acres and there is no commercial establishment or medical or dental office on the property ("No" in Control Card items 27e and f) - Ask 63  
 Mobile home or trailer on less than 10 acres - Skip to 64a  
 All others - Skip to 80  
**RENTED FOR CASH**  
 If this is a -  
 One-unit structure on less than 10 acres - Skip to 71  
 One-unit structure on 10 acres or more - Skip to 80  
**OCCUPIED WITHOUT PAYMENT OF CASH RENT**  
 If this is a -  
 One-unit structure on less than 10 acres - Skip to Check Item N, page 23  
 One-unit structure on 10 acres or more - Skip to 80  
 Two-or-more-unit structure, or a mobile home or trailer - Skip to Check Item N, page 23

**63.** How much do you think this property, that is, house and lot, (condominium unit) would sell for on today's market?  
**SHOW FLASHCARD B**

1  Less than \$5,000  
 2  \$5,000 - \$7,499  
 3  7,500 - 9,999  
 4  10,000 - 12,499  
 5  12,500 - 14,999  
 6  15,000 - 17,499  
 7  17,500 - 19,999  
 8  20,000 - 24,999  
 9  25,000 - 29,999  
 10  30,000 - 34,999  
 11  35,000 - 39,999  
 12  40,000 - 49,999  
 13  50,000 - 59,999  
 14  60,000 - 74,999  
 15  75,000 or more

**64a.** Do you own the mobile home (trailer) SITE or is it rented?  
 OWNED AS A CONDOMINIUM - Skip to 80  
 All others - Skip to 65

**64b.** What is the MONTHLY rent for the site?  
 0  Occupied without payment of cash rent  
 1  Owned - Skip to c  
 2  Rented - Ask b  
 3  \$ \_\_\_\_\_ PER \_\_\_\_\_

**64c.** Do you have an installment loan or contract on the mobile home (trailer) or do you own it free and clear?  
 1  Installment loan or contract - Skip to 66a  
 2  Owned free and clear - Skip to 67a

**65.** Do you have a mortgage, deed of trust, or land contract on this property, or do you own it free and clear?  
 1  Mortgage, deed of trust, or land contract  
 2  Owned free and clear - Skip to 67a

**66a.** In regard to the mortgage (loan), what are the payments to the lender? (If more than one mortgage (loan) on this property (mobile home or trailer), give sum of payments.)  
 1  Month  
 2  Year  
 3  Other - Specify \_\_\_\_\_

**66b.** In regard to the mortgage (loan), do the required payments include -  
 (1) Real estate taxes on this property?  
 (2) Fire and hazard insurance?  
 1  Yes  
 2  No

**67.** (1) What kind of mortgage (loan) do you have?  
**SHOW FLASHCARD C**  
 1  Federal Housing Administration } Skip to 68  
 2  Veterans Administration }  
 3  Farmers Home Administration }  
 4  None of the above  
 (2) Is your mortgage (loan) privately insured? Do not count borrower's life insurance.  
 (Private mortgage insurance insures the lender if the borrower fails to keep up his mortgage payments.)  
 4  Yes } Skip to 68  
 5  No }  
 6  Don't know }

Facsimile of the Annual Housing Survey Questionnaire: 1976 — Continued

**Section III C — OCCUPIED UNITS (include URE) — Continued**

67a. Did you place or assume a mortgage (loan) when you acquired this property (mobile home)?

(120) 1  Yes — Skip to 68  
2  No

b. How did you acquire this property (mobile home)?

(121) 1  Inheritance or gift  
2  Paid all cash  
3  Other manner — Specify \_\_\_\_\_

68. Do you pay for —

a. (1) Electricity?

(122) 1  Yes  
2  No. electricity not used — Skip to b(1)

(2) What is the average MONTHLY cost?

(123) \$ \_\_\_\_\_ [00]

b. (1) Gas?

(124) 1  Yes  
2  No. gas not used — Skip to c(1)

(2) What is the average MONTHLY cost?

(125) \$ \_\_\_\_\_ [00]

c. (1) Oil, coal, kerosene, wood, etc.?

(126) 1  Yes  
2  No. these fuels not used or obtained free — Skip to d(1)

(2) What is the YEARLY cost?

(127) \$ \_\_\_\_\_ [00]

d. (1) Fire and hazard insurance? (Also include if part of mortgage payments.)

(128) 1  Yes  
2  No — Skip to e(1)

(2) What is the YEARLY cost?

(129) \$ \_\_\_\_\_ [00]

e. (1) Real estate taxes? (Also include if part of mortgage payments.)

(130) 1  Yes  
2  No — Skip to f(1)

(2) What is the YEARLY cost? (Do not include taxes in arrears from previous years.)

(131) \$ \_\_\_\_\_ [00]

f. (1) Water supply and sewage disposal, separately from real estate taxes?

(132) 1  Yes  
2  No or payment included in real estate taxes — Skip to g(1)

(2) What is the YEARLY cost?

(133) \$ \_\_\_\_\_ [00]

g. (1) Garbage and trash collection, separately from real estate taxes?

(134) 1  Yes  
2  No or payment included in real estate taxes — Skip to 69a

(2) What is the YEARLY cost?

(135) \$ \_\_\_\_\_ [00]

**Section III C — OCCUPIED UNITS (include URE) — Continued**

69a. During the past 12 months —

(1) Were any additions made to your property such as a room, basement, porch, or garage?

(136) 1  Yes  
2  No — Skip to b(1)

(2) Did any job cost \$100 or more?

(137) 1  Yes  
2  No

b. (1) Have any alterations been made to your property such as remodeling the kitchen or a bathroom, installing walks, driveways, fences, storm windows or doors, or planting trees or shrubbery?

(138) 1  Yes  
2  No — Skip to c(1)

(2) Did any job cost \$100 or more?

(139) 1  Yes  
2  No

c. (1) Have you had any replacement jobs on your property such as surfacing the roof or outer walls, replacing gutters or downspouts, or replacing or installing fixed heating, electrical, or plumbing equipment? (Do not include appliances such as clothes washers, refrigerators, window air conditioners, etc.)

(140) 1  Yes  
2  No — Skip to d(1)

(2) Did any job cost \$100 or more?

(141) 1  Yes  
2  No

d. (1) Have you made any repairs on your property such as painting or papering a room, or patching a driveway or broken fence?

(142) 1  Yes  
2  No — Skip to 70a

(2) Did any job cost \$100 or more?

(143) 1  Yes  
2  No

70a. In the next 12 months, do you plan to make any additions, alterations, replacements, or repairs of the type I just asked you about?

(144) 1  Yes  
2  No  
3  Don't know

b. Do you expect any job to cost \$100 or more?

(145) 1  Yes  
2  No  
3  Don't know

71. What is the MONTHLY rent? (If rent is not paid by the month, mark the time period covered, compute MONTHLY rent in "Notes" space, and enter monthly rent on the line provided.) (Do not include site rent for mobile homes if it is paid separately.)

(146) \$ \_\_\_\_\_ [00] Per month

(147) 1  More frequently than once a month  
2  Less frequently than once a month  
3  Once a month

Notes

Facsimile of the Annual Housing Survey Questionnaire: 1976 — Continued

| Section III C — OCCUPIED UNITS (Include URE) — Continued   |  |
|--|--|
| CHECK ITEM N   | (See Control Card item 27a)<br><input type="checkbox"/> Mobile home or trailer — Ask 72a<br><input type="checkbox"/> All others — Skip to 73                                   |
| 72a. Do you own the mobile home site or is it rented?  | (148) 1 <input type="checkbox"/> Owned — Skip to 75<br>2 <input type="checkbox"/> Rented   |
| b. What is the MONTHLY rent for the site?  | (149) \$ _____<br>0 <input type="checkbox"/> Occupied without payment of cash rent — Skip to 75  |
| c. Is the site rent included with the rent for the mobile home?  | (150) 1 <input type="checkbox"/> Yes } Skip to 75<br>2 <input type="checkbox"/> No   |
| 73. Is this house (apartment) in a public housing project; that is, is it owned by a local housing authority or other public agency? | (151) 1 <input type="checkbox"/> Yes — Skip to 75<br>2 <input type="checkbox"/> No   |
| 74. Are you paying a lower rent because the Federal, State, or local Government is paying part of the cost?                          | (152) 1 <input type="checkbox"/> Yes<br>2 <input type="checkbox"/> No  |
| 75. (In addition to your rent) do you pay for —  |  |
| a. (1) Electricity?  | (153) 1 <input type="checkbox"/> Yes<br>2 <input type="checkbox"/> No, included in rent or supplied free } Skip to b(1)<br>3 <input type="checkbox"/> No, electricity not used |
| (2) What is the average MONTHLY cost?  | (154) \$ _____   |
| b. (1) Gas?  | (155) 1 <input type="checkbox"/> Yes<br>2 <input type="checkbox"/> No, included in rent or supplied free } Skip to c(1)<br>3 <input type="checkbox"/> No, gas not used         |
| (2) What is the average MONTHLY cost?  | (156) \$ _____   |
| c. (1) Water?  | (157) 1 <input type="checkbox"/> Yes<br>2 <input type="checkbox"/> No, included in rent or no charge — Skip to d(1)  |
| (2) What is the YEARLY cost?   | (158) \$ _____   |
| d. (1) Oil, coal, kerosene, wood, etc.?  | (159) 1 <input type="checkbox"/> Yes<br>2 <input type="checkbox"/> No, included in rent } Skip to 76a<br>3 <input type="checkbox"/> No, these fuels not used or obtained free  |
| (2) What is the YEARLY cost?   | (160) \$ _____   |

| Section III C — OCCUPIED UNITS (Include URE) — Continued   |   |
|--|---|
| CHECK ITEM O   | (See Check Item K, page 19)<br><input type="checkbox"/> Rented for cash — Ask 77a<br><input type="checkbox"/> Occupied without payment of cash rent — Skip to Check Item P            |
| 76a. (In addition to your rent) do you pay for garbage and trash collection?   | (161) 1 <input type="checkbox"/> Yes<br>2 <input type="checkbox"/> No — Skip to Check Item O  |
| b. What is the YEARLY cost?  | (162) \$ _____  |
| 77a. Do you rent this apartment (house) furnished or unfurnished?  | (163) 1 <input type="checkbox"/> Furnished<br>2 <input type="checkbox"/> Unfurnished — Skip to 77c  |
| b. Is the cost of this furniture included in the rent, or do you pay for it separately?  | (164) 1 <input type="checkbox"/> Included in rent — Skip to 78a<br>2 <input type="checkbox"/> Separately — Skip to 77d  |
| c. Do you rent furniture from some other source?   | (165) 1 <input type="checkbox"/> Yes<br>2 <input type="checkbox"/> No — Skip to 78a   |
| d. What is the MONTHLY cost?   | (166) \$ _____  |
| 78a. Are offstreet parking facilities available in connection with this building?  | (167) 1 <input type="checkbox"/> Yes<br>2 <input type="checkbox"/> No — Skip to 78e   |
| b. Do you rent such a space?   | (168) 1 <input type="checkbox"/> Yes<br>2 <input type="checkbox"/> No or available at no extra charge — Skip to 78e   |
| c. What is the MONTHLY cost for this parking space?  | (169) \$ _____  |
| d. Is the cost of the parking space included in the \$ . . . (rent entered in 71); or do you pay for it separately?              | (170) 1 <input type="checkbox"/> Included in rent } Skip to Check Item P<br>2 <input type="checkbox"/> Separately . . .   |
| e. Do you rent a parking space in the neighborhood other than that connected with the building?                                  | (171) 1 <input type="checkbox"/> Yes<br>2 <input type="checkbox"/> No   |
| CHECK ITEM P   | (See Control Card item 27a)<br><input type="checkbox"/> One-unit structure, or a mobile home or trailer — Skip to 80<br><input type="checkbox"/> Two-or-more-unit structure — Ask 79a |
| 79a. Does the owner of this building live on this property?  | (172) 1 <input type="checkbox"/> Yes — Skip to 80<br>2 <input type="checkbox"/> No<br>3 <input type="checkbox"/> Don't know   |
| b. Is there a resident manager, superintendent, or janitor who lives on this property?   | (173) 1 <input type="checkbox"/> Yes<br>2 <input type="checkbox"/> No<br>3 <input type="checkbox"/> Don't know  |
| 80. Do you or any member of your household own a second home or other living quarters which you occupy sometime during the year? | (174) 1 <input type="checkbox"/> Yes<br>2 <input type="checkbox"/> No   |

Facsimile of the Annual Housing Survey Questionnaire: 1976—Continued

**Section III C - OCCUPIED UNITS (Include URE) - Continued**

81a. How many cars or passenger automobiles are owned or regularly used by members of your household? (Count company cars kept at home, do NOT count trucks.)

1  None  
 2  1  
 3  2  
 4  3  
 5  4 or more

81b. How many trucks of one-ton capacity or less are owned or regularly used by members of your household? (Count company trucks kept at home.)

1  None  
 2  1  
 3  2 or more

82. Transcription items

NOTES

Skip to Check item Q, page 26

**Section III C - OCCUPIED UNITS (Include URE) - Continued**

CHECK ITEM Q

URE household (See item 7, page 1) - Skip to 105, page 31 (See Check item A(3), page 14)  
 Head moved here during the last 12 months - Ask B3  
 Head has lived here 12 months or longer - Skip to 102a, page 30

83. The following questions are about the place where . . . (head) lived before moving here. What was the address of . . . (head) previous residence?

Address (Number and street)  
 City or town  
 County State ZIP code

OR

1  Outside the United States - Skip to 102a, page 30

84. What is the main reason . . . (head) moved from his previous residence? (Write all reasons mentioned below, and then mark the main reason.)

**EMPLOYMENT**

1  Job transfer  
 2  Entered or left U.S. Armed Forces  
 3  Retirement  
 4  New job or looking for work  
 5  Commuting reasons  
 6  To attend school  
 7  Other

**FAMILY**

8  Needed larger house or apartment  
 9  Widowed  
 10  Separated  
 11  Divorced  
 12  Moved to be closer to relatives  
 13  Newly married  
 14  Family increased  
 15  Family decreased  
 16  Wanted to establish own household  
 17  Other

**OTHER**

18  Neighborhood overcrowded  
 19  Change in racial or ethnic composition of neighborhood  
 20  Wanted better neighborhood  
 21  Wanted to own residence  
 22  Lower rent or less expensive house  
 23  Wanted better house  
 24  Displaced by urban renewal, highway construction, or other public activity  
 25  Displaced by private action  
 26  Schools  
 27  Wanted to rent residence  
 28  Wanted residence with more conveniences  
 29  Natural disaster  
 30  Wanted change of climate  
 31  Other

Facsimile of the Annual Housing Survey Questionnaire: 1976—Continued

| Section III C — OCCUPIED UNITS (Include URE) — Continued   |  |
|--|--|
| 85a. Was . . . (head) the head of the household in his previous residence at the time he moved?  | (179) 1 <input type="checkbox"/> Yes <input type="checkbox"/> No<br>2 <input type="checkbox"/> No — Skip to 102a, page 30  |
| b. Were you also a member of . . . (head) household in the previous residence?   | (180) 1 <input type="checkbox"/> Yes <input type="checkbox"/> No<br>2 <input type="checkbox"/> No  |
| INTERVIEWER INSTRUCTION<br>If the respondent is the head, or "Yes" was marked in B5b—Ask questions 86–101 in terms of "your" previous residence. If "No" was marked in B5b—Ask questions 86–101 in terms of "head's" previous residence. |  |
| 86. How many rooms were in . . . (your) (head) previous residence? Do not count bedrooms, porches, balconies, halls, foyers, or half-rooms.  | (181) _____ Number   |
| 87. How many bedrooms were in . . . (your) (head) previous residence? Count rooms used mainly for sleeping, even if used for other purposes.   | (182) _____ Number<br>0 <input type="checkbox"/> None  |
| 88. How many persons were in . . . (your) (head) previous residence at the time . . . (you) (head) moved?  | (183) _____ Number   |
| 89. Did . . . (you) (head) have complete plumbing facilities in . . . (your) (head) previous residence (building); that is, hot and cold piped water, a flush toilet, and a bathtub or shower?   | (184) <input type="checkbox"/> Yes — Were these facilities used by . . . (your) (head) household only?<br>1 <input type="checkbox"/> Yes — Used for that household only<br>2 <input type="checkbox"/> No — Also used by another household<br>3 <input type="checkbox"/> No   |
| 90. How many living quarters, both occupied and vacant, were in the building where . . . (your) (head) previous residence was located?   | (185) 1 <input type="checkbox"/> Mobile home or trailer (no permanent room attached)<br>2 <input type="checkbox"/> One, detached from any other building<br>3 <input type="checkbox"/> One, attached to one or more buildings<br>4 <input type="checkbox"/> 2<br>5 <input type="checkbox"/> 3 or 4<br>6 <input type="checkbox"/> 5 to 9<br>7 <input type="checkbox"/> 10 to 19<br>8 <input type="checkbox"/> 20 to 49<br>9 <input type="checkbox"/> 50 or more |
| 91a. Was . . . (your) (head) previous residence owned or being bought by someone in the household?   | (186) <input type="checkbox"/> Yes <input type="checkbox"/> No<br>Was it owned as a cooperative or condominium?<br>1 <input type="checkbox"/> No — Skip to Check Item R<br>2 <input type="checkbox"/> Yes, a cooperative — Skip to 102a, page 30<br>3 <input type="checkbox"/> Yes, a condominium — Skip to 93<br>4 <input type="checkbox"/> No — Ask 91b  |
| b. Was it rented for cash rent or occupied without payment of cash rent?   | (186) 4 <input type="checkbox"/> Rented for cash<br>5 <input type="checkbox"/> Occupied without payment of cash rent   |

| Section III C — OCCUPIED UNITS (Include URE) — Continued   |  |
|--|--|
| CHECK ITEM R   | TENURE OF PREVIOUS RESIDENCE (See item 91, page 27)<br>OWNED OR BEING BOUGHT (See item 90, page 27)<br><input type="checkbox"/> One-unit structure — Ask 92a<br><input type="checkbox"/> Two-or-more-unit structure, or a mobile home or trailer — Skip to 102a, page 30   |
| 92a. Was that house on a piece of 10 acres or more?  | (187) 1 <input type="checkbox"/> Yes — Skip to 102a, page 30<br>2 <input type="checkbox"/> No  |
| b. Was there a commercial establishment or medical or dental office on the property?   | (188) 1 <input type="checkbox"/> Yes — Skip to 102a, page 30<br>2 <input type="checkbox"/> No  |
| 93. What was the value of that property when (you) (head) moved; that is, about how much did that property (house and lot) (condominium unit) sell for, or would it have sold for, had it been for sale?   | (189) <input type="checkbox"/> Less than \$5,000<br>2 <input type="checkbox"/> \$ 5,000 — \$ 7,499<br>3 <input type="checkbox"/> 7,500 — 9,999<br>4 <input type="checkbox"/> 10,000 — 12,499<br>5 <input type="checkbox"/> 12,500 — 14,999<br>6 <input type="checkbox"/> 15,000 — 17,499<br>7 <input type="checkbox"/> 17,500 — 19,999<br>8 <input type="checkbox"/> 20,000 — 24,999<br>9 <input type="checkbox"/> 25,000 — 29,999<br>10 <input type="checkbox"/> 30,000 — 34,999<br>11 <input type="checkbox"/> 35,000 — 39,999<br>12 <input type="checkbox"/> 40,000 — 49,999<br>13 <input type="checkbox"/> 50,000 — 59,999<br>14 <input type="checkbox"/> 60,000 — 74,999<br>15 <input type="checkbox"/> 75,000 or more<br>Skip to 102a, page 30 |
| 94. Was that house on a piece of 10 acres or more?   | (190) 1 <input type="checkbox"/> Yes — Skip to 102a, page 30<br>2 <input type="checkbox"/> No  |
| CHECK ITEM S   | (See item 91, page 27)<br><input type="checkbox"/> Rented for cash — Ask 95<br><input type="checkbox"/> Occupied without payment of cash rent — Skip to 96   |
| 95. What was the MONTHLY rent for . . . (your) (head) previous apartment (house)? (If rent was not paid by the month, write the amount and the time period covered in the "amount" space, then compute MONTHLY rent and enter on the line provided.) (Include site rent for mobile homes if it was paid separately.) | (191) \$ _____ Per month<br>NOTES  |
| 96. Was that house (apartment) in a public housing project; that is, was it owned by a local housing authority or other public agency?   | (192) 1 <input type="checkbox"/> Yes — Skip to 98<br>2 <input type="checkbox"/> No   |
| 97. Did . . . (you) (head) pay a lower rent because the Federal, State, or local Government was paying part of the cost?   | (193) 1 <input type="checkbox"/> Yes <input type="checkbox"/> No<br>2 <input type="checkbox"/> No  |



Facsimile of the Annual Housing Survey Questionnaire: 1976—Continued

| Section IIIC—OCCUPIED UNITS (Include URE) — Continued  |   |
|--|---|
| 98. (In addition to rent), did . . . (you) (head) pay for —  | <p>(194) <input type="checkbox"/> Yes</p> <p>2 <input type="checkbox"/> No, included in rent or supplied free } Skip to b(1)</p> <p>3 <input type="checkbox"/> No, electricity not used</p> |
| a. (1) Electricity?  |   |
| (2) What was the average MONTHLY cost?   | (195) \$ <u>00</u>  |
| b. (1) Gas?  | <p>(196) <input type="checkbox"/> Yes</p> <p>2 <input type="checkbox"/> No, included in rent or supplied free } Skip to c(1)</p> <p>3 <input type="checkbox"/> No, gas not used</p>         |
| (2) What was the average MONTHLY cost?   | (197) \$ <u>00</u>  |
| c. (1) Water?  | <p>(198) <input type="checkbox"/> Yes</p> <p>2 <input type="checkbox"/> No, included in rent or no charge — Skip to d(1)</p>  |
| (2) What was the YEARLY cost?  | (199) \$ <u>00</u>  |
| d. (1) Oil, coal, kerosene, wood, etc.?  | <p>(200) <input type="checkbox"/> Yes</p> <p>2 <input type="checkbox"/> No, included in rent } Skip to 99a</p> <p>3 <input type="checkbox"/> No, these fuels not used or obtained free</p>  |
| (2) What was the YEARLY cost?  | (201) \$ <u>00</u>  |
| 99a. (In addition to rent), did . . . (you) (head) pay for garbage and trash collection?               | <p>(202) <input type="checkbox"/> Yes</p> <p>2 <input type="checkbox"/> No — Skip to Check Item T</p>   |
| b. What was the YEARLY cost?   | (203) \$ <u>00</u>  |
| CHECK ITEM T   | (See item 91, page 27)  |
| 100a. Did . . . (you) (head) rent the apartment (house) furnished or unfurnished?                      | <p>(204) <input type="checkbox"/> Furnished</p> <p>2 <input type="checkbox"/> Unfurnished — Ask 100c</p>  |
| b. Was the cost of the furniture included in the rent or did . . . (you) (head) pay for it separately? | <p>(205) <input type="checkbox"/> Included in rent — Skip to 101j</p> <p>2 <input type="checkbox"/> Separately — Ask 100d</p>   |
| c. Did . . . (you) (head) rent furniture from some other source?                                       | <p>(206) <input type="checkbox"/> Yes</p> <p>2 <input type="checkbox"/> No — Skip to 101a</p>   |
| d. What was the MONTHLY cost?  | (207) \$ <u>00</u>  |

| Section IIIC — OCCUPIED UNITS (Include URE) — Continued  |  |
|--|--|
| 101a. Were offstreet parking facilities available in connection with the building?   | (208) <input type="checkbox"/> Yes                               |
| b. Did . . . (you) (head) rent such a space?   | (209) <input type="checkbox"/> Yes                               |
| c. What was the MONTHLY cost for that parking space?   | (210) \$ <u>00</u>   |
| d. Was the cost of the parking space included in the \$ . . . (rent entered in 95), or did . . . (you) (head) pay for it separately?   | (211) <input type="checkbox"/> Included in rent } Skip to 102a   |
| e. Did . . . (you) (head) rent a parking space in the neighborhood other than that connected with the building?  | (212) <input type="checkbox"/> Yes                               |
|  | 2 <input type="checkbox"/> No                                    |
| NOTE — Ask all categories in 102a before proceeding to 102b.   |  |
| 102a. The following questions are concerned with different aspects of your PRESENT neighborhood. Here is a list of conditions which many people have on their streets. Which, if any, do you have? |  |
| (1) Street or highway noise? . . . . .   | (213) <input type="checkbox"/> Yes 2 <input type="checkbox"/> No |
| (2) Heavy traffic? . . . . .   | (214) <input type="checkbox"/> Yes 2 <input type="checkbox"/> No |
| (3) Streets or roads continually in need of repair, or open ditches? . . . . .   | (215) <input type="checkbox"/> Yes 2 <input type="checkbox"/> No |
| (4) Roads impassable due to snow, water, etc.? . . . . .   | (216) <input type="checkbox"/> Yes 2 <input type="checkbox"/> No |
| (5) Poor street lighting? . . . . .  | (217) <input type="checkbox"/> Yes 2 <input type="checkbox"/> No |
| (6) Neighborhood crime? . . . . .  | (218) <input type="checkbox"/> Yes 2 <input type="checkbox"/> No |
| (7) Trash, litter, or junk in the streets (roads), or on empty lots, or on properties in this neighborhood? . . . . .  | (219) <input type="checkbox"/> Yes 2 <input type="checkbox"/> No |
| (8) Boarded-up or abandoned structures? . . . . .  | (220) <input type="checkbox"/> Yes 2 <input type="checkbox"/> No |
| (9) Occupied housing in rundown condition? . . . . .   | (221) <input type="checkbox"/> Yes 2 <input type="checkbox"/> No |
| (10) Industries, businesses, stores, or other nonresidential activities? . . . . .   | (222) <input type="checkbox"/> Yes 2 <input type="checkbox"/> No |
| (11) Odors, smoke, or gas? . . . . .   | (223) <input type="checkbox"/> Yes 2 <input type="checkbox"/> No |
| (12) Noise from airplane traffic? . . . . .  | (224) <input type="checkbox"/> Yes 2 <input type="checkbox"/> No |
| NOTE — If "Yes" was answered for one or more of the categories in 102a, ask 102b.  |  |

Facsimile of the Annual Housing Survey Questionnaire: 1976 - Continued.

**Section III-C - OCCUPIED DWTS (Facsimile 2082) - Continued**

**NOTE - Ask ALL categories in 103a before proceeding to 103b.**  
 103. The following questions are concerned with neighborhood services.  
 a. Do you have adequate or satisfactory -

(1) Public transportation?  1 Yes  2 No  3 Don't know **(22)**

(2) Schools?  1 Yes  2 No  3 Don't know **(27)**

(3) Neighborhood shopping such as grocery stores or drug stores?  1 Yes  2 No  3 Don't know **(27)**

(4) Police protection?  1 Yes  2 No  3 Don't know **(31)**

(5) Fire protection?  1 Yes  2 No  3 Don't know **(31)**

(6) Hospitals or health clinics?  1 Yes  2 No  3 Don't know **(31)**

**NOTE - If "No" was answered for one or more categories in 103a, ask 103b.**

104a. In view of all the things we have talked about, how would you rate this NEIGHBORHOOD as a place to live - would you say it is excellent, good, fair or poor?  
 1 Excellent  2 Good  3 Fair  4 Poor **(37)**

b. How would you rate this HOUSE (building) as a place to live - would you say it is excellent, good, fair or poor?  
 1 Excellent  2 Good  3 Fair  4 Poor **(38)**

**OBSERVATION**  
 Are there any buildings that appear to be abandoned and/or one there any buildings with windows broken or boarded-up on this street?  
 1 Yes  2 No **(39)**

**CHECK ITEM U**  
 URE Household (See item 7, page 1) - Ask 106  
 A one-unit structure, or a mobile home or trailer - Skip to 109  
 Two-or-more-unit structure - Skip to 107a

**Section III-C - OCCUPIED DWTS (Facsimile 2082) - Continued**

106. (Ask for URE Households only)  
 Is this UNIT intended for year-round use, for occupancy only on a seasonal basis or for use by migrant workers?  
 Seasonal  
 8 Summers only  
 9 Winters only  
 10 Other seasonal - Specify in notes  
 7 Migratory  
 241  YEAR ROUND (occupied temporarily at time of interview)  
 Fill items 112 and 113 and Go to Central Card Item 34a

**OBSERVATION**  
 107a. Do the public halls in this building have light fixtures?  
 1 Yes  2 No  3 No public halls Skip to 108a

b. Are the light fixtures in working order?  
 1 All in working order  
 2 Some in working order  
 3 None in working order **(243)**

108a. Are there loose, broken, or missing steps on any common stairways inside this building or attached to this building?  
 1 Yes  2 No  3 No common stairways - Skip to 109 **(244)**

b. Are all stair railings firmly attached?  
 1 Yes  2 No  3 No stair railings **(245)**

109. In the last 12 months, how much did ... earn in wages, salaries, tips and commissions (before taxes and deductions)?  
 (Obtain family income for head and all persons 14+ in household related to head by blood, marriage, or adoption. If the family has more than six members 14+, combine the amounts for all other persons on the last "Amount" line.)  
 Line No. Amount (Dollars only)  
 246 \_\_\_\_\_ \$ \_\_\_\_\_ **(247)**  
 248 \_\_\_\_\_ \$ \_\_\_\_\_ **(249)**  
 250 \_\_\_\_\_ \$ \_\_\_\_\_ **(251)**  
 252 \_\_\_\_\_ \$ \_\_\_\_\_ **(253)**  
 254 \_\_\_\_\_ \$ \_\_\_\_\_ **(255)**  
 256 \_\_\_\_\_ \$ \_\_\_\_\_ **(257)**

110a. In the past 12 months, how much did this family (you) earn in net income from its (your) own business, professional practice or partnership? (Exclude income previously reported in item 109.)  
 238 \$ \_\_\_\_\_ **(239)**  
 239 1 None  2 Lost money (Enter amount LOST on line above)

b. In the past 12 months, how much did this family (you) earn in net income from its (your) own farm or ranch? (Exclude income previously reported in items 109 and 110a.)  
 240 \$ \_\_\_\_\_ **(241)**  
 241 1 None  2 Lost money (Enter amount LOST on line above)

Facsimile of the Annual Housing Survey Questionnaire: 1976 - Continued

**Section III C - OCCUPIED UNITS - Continued**

NOTE - Ask 111a for all categories before asking 111b.

(Obtain family income for head and all persons 14+ in household related to head by blood, marriage, or adoption.)

111a. In the past 12 months, did any member of this family (you) receive any money from -

|   |     |   |                              |   |                             |
|---|-----|---|------------------------------|---|-----------------------------|
| (1) Social Security or Railroad Retirement payments?                  | 262 | 1 | <input type="checkbox"/> Yes | 2 | <input type="checkbox"/> No |
| (2) Estates, trusts or dividends?                                     | 264 | 1 | <input type="checkbox"/> Yes | 2 | <input type="checkbox"/> No |
| (3) Interest on savings accounts or bonds?                            | 266 | 1 | <input type="checkbox"/> Yes | 2 | <input type="checkbox"/> No |
| (4) Net rental income?  | 268 | 1 | <input type="checkbox"/> Yes | 2 | <input type="checkbox"/> No |
| (5) Welfare payments or other public assistance?                      | 270 | 1 | <input type="checkbox"/> Yes | 2 | <input type="checkbox"/> No |
| (6) Unemployment compensation?  | 272 | 1 | <input type="checkbox"/> Yes | 2 | <input type="checkbox"/> No |
| (7) Workmen's compensation?   | 274 | 1 | <input type="checkbox"/> Yes | 2 | <input type="checkbox"/> No |
| (8) Government employee pensions?                                     | 276 | 1 | <input type="checkbox"/> Yes | 2 | <input type="checkbox"/> No |
| (9) Veterans payments?  | 278 | 1 | <input type="checkbox"/> Yes | 2 | <input type="checkbox"/> No |
| (10) Private pensions or annuities?                                   | 280 | 1 | <input type="checkbox"/> Yes | 2 | <input type="checkbox"/> No |
| (11) Alimony or child support?  | 282 | 1 | <input type="checkbox"/> Yes | 2 | <input type="checkbox"/> No |
| (12) Regular contributions from persons not living in this household? | 284 | 1 | <input type="checkbox"/> Yes | 2 | <input type="checkbox"/> No |
| (13) Anything else?   | 286 | 1 | <input type="checkbox"/> Yes | 2 | <input type="checkbox"/> No |

NOTE - If "Yes" was answered for one or more of the categories in 111a, ask 111b.

OBSERVATION - Fill for mobile home in group of 6 or more.

112. How many mobile homes are in this group?

|     |   |                                      |
|-----|---|--------------------------------------|
| 288 | 1 | <input type="checkbox"/> 6-99        |
|     | 2 | <input type="checkbox"/> 100 or more |

OBSERVATION - Fill for 2 or more unit structures

113. How many stories (floors) are there from the main entrance of the building to the main entrance of the apartment?

|     |   |   |
|-----|---|---|
| 289 | 1 | <input type="checkbox"/> None, on same floor      |
|     | 2 | <input type="checkbox"/> One (up or down)         |
|     | 3 | <input type="checkbox"/> Two or more (up or down) |

(See Control Card Item 11b)

CHECK ITEM V

Household contains only family members - Skip to Section IV, page 37

Household contains persons 14+ NOT RELATED TO THE HEAD by blood, marriage or adoption - Ask 114

**Section III C - OCCUPIED UNITS - Continued**

114. In the last 12 months, how much did ... earn in wages, salaries, tips and commissions (before taxes and deductions)?

(Obtain income for persons 14+ in household NOT RELATED TO HEAD by blood, marriage or adoption.)

115a. In the past 12 months, how much did ... earn in net income from his/her own business, professional practice or partnership?

b. In the past 12 months, how much did ... earn in net income from his/her own farm or ranch?

NOTE - Ask 116b for each "Yes" response in 116a. Ask 116a (and 116b, as appropriate) for all categories before asking 116c.

116a. In the past 12 months did ... (names of persons 14+ NOT RELATED TO HEAD by blood, marriage or adoption) receive any money from -

|   |     |   |                              |   |                             |
|---|-----|---|------------------------------|---|-----------------------------|
| (1) Social Security or Railroad Retirement payments?                  | 290 | 1 | <input type="checkbox"/> Yes | 2 | <input type="checkbox"/> No |
| (2) Estates, trusts or dividends?                                     | 291 | 1 | <input type="checkbox"/> Yes | 2 | <input type="checkbox"/> No |
| (3) Interest on savings accounts or bonds?                            | 292 | 1 | <input type="checkbox"/> Yes | 2 | <input type="checkbox"/> No |
| (4) Net rental income?  | 293 | 1 | <input type="checkbox"/> Yes | 2 | <input type="checkbox"/> No |
| (5) Welfare payments or other public assistance?                      | 294 | 1 | <input type="checkbox"/> Yes | 2 | <input type="checkbox"/> No |
| (6) Unemployment compensation?  | 295 | 1 | <input type="checkbox"/> Yes | 2 | <input type="checkbox"/> No |
| (7) Workmen's compensation?   | 296 | 1 | <input type="checkbox"/> Yes | 2 | <input type="checkbox"/> No |
| (8) Government employee pensions?                                     | 297 | 1 | <input type="checkbox"/> Yes | 2 | <input type="checkbox"/> No |
| (9) Veterans payments?  | 298 | 1 | <input type="checkbox"/> Yes | 2 | <input type="checkbox"/> No |
| (10) Private pensions or annuities?                                   | 299 | 1 | <input type="checkbox"/> Yes | 2 | <input type="checkbox"/> No |
| (11) Alimony or child support?  | 300 | 1 | <input type="checkbox"/> Yes | 2 | <input type="checkbox"/> No |
| (12) Regular contributions from persons not living in this household? | 301 | 1 | <input type="checkbox"/> Yes | 2 | <input type="checkbox"/> No |
| (13) Anything else?   | 302 | 1 | <input type="checkbox"/> Yes | 2 | <input type="checkbox"/> No |

116b. Who received this type of income? (Enter line numbers)

NOTES

303

Facsimile of the Annual Housing Survey Questionnaire: 1976 - Continued

NOTES

| Line No.  | Line No.  | Line No.  | Line No. |
|---|---|---|----------|
| 301   | 342   | 341   |          |
| 114. \$ 00  | 114. \$ 00  | 114. \$ 00  |          |
| 302 \$ 00   | 343 \$ 00   | 342 \$ 00   |          |
| 115a. \$ 00   | 115a. \$ 00   | 115a. \$ 00   |          |
| 303 1 None  | 344 1 None  | 343 1 None  |          |
| 304 2 Lost money (Enter amount LOST on line above)                              | 345 2 Lost money (Enter amount LOST on line above)                              | 344 2 Lost money (Enter amount LOST on line above)                              |          |
| b. 305 \$ 00  | b. 346 \$ 00  | b. 345 \$ 00  |          |
| 306 1 None  | 347 1 None  | 346 1 None  |          |
| 307 2 Lost money (Enter amount LOST on line above)                              | 348 2 Lost money (Enter amount LOST on line above)                              | 347 2 Lost money (Enter amount LOST on line above)                              |          |
| 116c. How much did . . . receive from (source of income) in the past 12 months? | 116c. How much did . . . receive from (source of income) in the past 12 months? | 116c. How much did . . . receive from (source of income) in the past 12 months? |          |
| (1) 308 \$ 00   | (1) 349 \$ 00   | (1) 348 \$ 00   |          |
| (2) 309 \$ 00   | (2) 350 \$ 00   | (2) 349 \$ 00   |          |
| (3) 310 \$ 00   | (3) 351 \$ 00   | (3) 350 \$ 00   |          |
| (4) 311 \$ 00   | (4) 352 \$ 00   | (4) 351 \$ 00   |          |
| (5) 312 \$ 00   | (5) 353 \$ 00   | (5) 352 \$ 00   |          |
| (6) 313 \$ 00   | (6) 354 \$ 00   | (6) 353 \$ 00   |          |
| (7) 314 \$ 00   | (7) 355 \$ 00   | (7) 354 \$ 00   |          |
| (8) 315 \$ 00   | (8) 356 \$ 00   | (8) 355 \$ 00   |          |
| (9) 316 \$ 00   | (9) 357 \$ 00   | (9) 356 \$ 00   |          |
| (10) 317 \$ 00  | (10) 358 \$ 00  | (10) 357 \$ 00  |          |
| (11) 318 \$ 00  | (11) 359 \$ 00  | (11) 358 \$ 00  |          |
| (12) 319 \$ 00  | (12) 360 \$ 00  | (12) 359 \$ 00  |          |
| (13) 320 \$ 00  | (13) 361 \$ 00  | (13) 360 \$ 00  |          |

Facsimile of the Annual Housing Survey Questionnaire: 1976 — Continued

| <b>Section IV — TRAVEL TO WORK</b><br>1. Section IV — Interview status<br><b>NOTE:</b> Fill item 1, after completing Section IV.<br>1 <input type="checkbox"/> Interview<br>NONINTERVIEW<br>2 <input type="checkbox"/> Refusal<br>3 <input type="checkbox"/> Other | 2b. Did . . . have a job last week?<br>(Include if temporarily absent from work<br>due to illness, vacation, furlough, etc.)<br>(Mark one box for each line number)<br>(cc item 1b)<br><table border="1"> <thead> <tr> <th>(a)</th> <th>Yes<sup>1</sup></th> <th>No<sup>2</sup></th> </tr> </thead> <tbody> <tr><td>1</td><td><input type="checkbox"/></td><td><input type="checkbox"/></td></tr> <tr><td>2</td><td><input type="checkbox"/></td><td><input type="checkbox"/></td></tr> <tr><td>3</td><td><input type="checkbox"/></td><td><input type="checkbox"/></td></tr> <tr><td>4</td><td><input type="checkbox"/></td><td><input type="checkbox"/></td></tr> <tr><td>5</td><td><input type="checkbox"/></td><td><input type="checkbox"/></td></tr> <tr><td>6</td><td><input type="checkbox"/></td><td><input type="checkbox"/></td></tr> <tr><td>7</td><td><input type="checkbox"/></td><td><input type="checkbox"/></td></tr> <tr><td>8</td><td><input type="checkbox"/></td><td><input type="checkbox"/></td></tr> <tr><td>9</td><td><input type="checkbox"/></td><td><input type="checkbox"/></td></tr> <tr><td>10</td><td><input type="checkbox"/></td><td><input type="checkbox"/></td></tr> <tr><td>11</td><td><input type="checkbox"/></td><td><input type="checkbox"/></td></tr> <tr><td>12</td><td><input type="checkbox"/></td><td><input type="checkbox"/></td></tr> </tbody> </table> | (a)                      | Yes <sup>1</sup> | No <sup>2</sup> | 1 | <input type="checkbox"/> | <input type="checkbox"/> | 2 | <input type="checkbox"/> | <input type="checkbox"/> | 3 | <input type="checkbox"/> | <input type="checkbox"/> | 4 | <input type="checkbox"/> | <input type="checkbox"/> | 5 | <input type="checkbox"/> | <input type="checkbox"/> | 6 | <input type="checkbox"/> | <input type="checkbox"/> | 7 | <input type="checkbox"/> | <input type="checkbox"/> | 8 | <input type="checkbox"/> | <input type="checkbox"/> | 9 | <input type="checkbox"/> | <input type="checkbox"/> | 10 | <input type="checkbox"/> | <input type="checkbox"/> | 11 | <input type="checkbox"/> | <input type="checkbox"/> | 12 | <input type="checkbox"/> | <input type="checkbox"/> |
|--|--|--------------------------|------------------|-----------------|---|--------------------------|--------------------------|---|--------------------------|--------------------------|---|--------------------------|--------------------------|---|--------------------------|--------------------------|---|--------------------------|--------------------------|---|--------------------------|--------------------------|---|--------------------------|--------------------------|---|--------------------------|--------------------------|---|--------------------------|--------------------------|----|--------------------------|--------------------------|----|--------------------------|--------------------------|----|--------------------------|--------------------------|
| (a)  | Yes <sup>1</sup>   | No <sup>2</sup>          |                  |                 |   |                          |                          |   |                          |                          |   |                          |                          |   |                          |                          |   |                          |                          |   |                          |                          |   |                          |                          |   |                          |                          |   |                          |                          |    |                          |                          |    |                          |                          |    |                          |                          |
| 1  | <input type="checkbox"/>   | <input type="checkbox"/> |                  |                 |   |                          |                          |   |                          |                          |   |                          |                          |   |                          |                          |   |                          |                          |   |                          |                          |   |                          |                          |   |                          |                          |   |                          |                          |    |                          |                          |    |                          |                          |    |                          |                          |
| 2  | <input type="checkbox"/>   | <input type="checkbox"/> |                  |                 |   |                          |                          |   |                          |                          |   |                          |                          |   |                          |                          |   |                          |                          |   |                          |                          |   |                          |                          |   |                          |                          |   |                          |                          |    |                          |                          |    |                          |                          |    |                          |                          |
| 3  | <input type="checkbox"/>   | <input type="checkbox"/> |                  |                 |   |                          |                          |   |                          |                          |   |                          |                          |   |                          |                          |   |                          |                          |   |                          |                          |   |                          |                          |   |                          |                          |   |                          |                          |    |                          |                          |    |                          |                          |    |                          |                          |
| 4  | <input type="checkbox"/>   | <input type="checkbox"/> |                  |                 |   |                          |                          |   |                          |                          |   |                          |                          |   |                          |                          |   |                          |                          |   |                          |                          |   |                          |                          |   |                          |                          |   |                          |                          |    |                          |                          |    |                          |                          |    |                          |                          |
| 5  | <input type="checkbox"/>   | <input type="checkbox"/> |                  |                 |   |                          |                          |   |                          |                          |   |                          |                          |   |                          |                          |   |                          |                          |   |                          |                          |   |                          |                          |   |                          |                          |   |                          |                          |    |                          |                          |    |                          |                          |    |                          |                          |
| 6  | <input type="checkbox"/>   | <input type="checkbox"/> |                  |                 |   |                          |                          |   |                          |                          |   |                          |                          |   |                          |                          |   |                          |                          |   |                          |                          |   |                          |                          |   |                          |                          |   |                          |                          |    |                          |                          |    |                          |                          |    |                          |                          |
| 7  | <input type="checkbox"/>   | <input type="checkbox"/> |                  |                 |   |                          |                          |   |                          |                          |   |                          |                          |   |                          |                          |   |                          |                          |   |                          |                          |   |                          |                          |   |                          |                          |   |                          |                          |    |                          |                          |    |                          |                          |    |                          |                          |
| 8  | <input type="checkbox"/>   | <input type="checkbox"/> |                  |                 |   |                          |                          |   |                          |                          |   |                          |                          |   |                          |                          |   |                          |                          |   |                          |                          |   |                          |                          |   |                          |                          |   |                          |                          |    |                          |                          |    |                          |                          |    |                          |                          |
| 9  | <input type="checkbox"/>   | <input type="checkbox"/> |                  |                 |   |                          |                          |   |                          |                          |   |                          |                          |   |                          |                          |   |                          |                          |   |                          |                          |   |                          |                          |   |                          |                          |   |                          |                          |    |                          |                          |    |                          |                          |    |                          |                          |
| 10   | <input type="checkbox"/>   | <input type="checkbox"/> |                  |                 |   |                          |                          |   |                          |                          |   |                          |                          |   |                          |                          |   |                          |                          |   |                          |                          |   |                          |                          |   |                          |                          |   |                          |                          |    |                          |                          |    |                          |                          |    |                          |                          |
| 11   | <input type="checkbox"/>   | <input type="checkbox"/> |                  |                 |   |                          |                          |   |                          |                          |   |                          |                          |   |                          |                          |   |                          |                          |   |                          |                          |   |                          |                          |   |                          |                          |   |                          |                          |    |                          |                          |    |                          |                          |    |                          |                          |
| 12   | <input type="checkbox"/>   | <input type="checkbox"/> |                  |                 |   |                          |                          |   |                          |                          |   |                          |                          |   |                          |                          |   |                          |                          |   |                          |                          |   |                          |                          |   |                          |                          |   |                          |                          |    |                          |                          |    |                          |                          |    |                          |                          |

**Section IV — TRAVEL TO WORK**

Line number of worker (38)    Line number of respondent (39)

3a. What is . . . 's principal means of transportation to work?

390 Truck . . . . . }  
 391 Car or carpool . . . . . }  
 392 Drives alone — Skip to 4a  
 393 Shares driving . . . . . }  
 394 Drives others . . . . . } Skip to 3c  
 395 Rides with someone else . . . . . }  
 396 Walks only — Skip to 4a  
 397 Works at home — Skip to 4a  
 398 Railroad  
 399 Subway or elevated  
 400 Bus or streetcar  
 401 Taxicab  
 402 Motorcycle  
 403 Bicycle  
 404 Other means — Specify \_\_\_\_\_

b. Does . . . usually ALSO use a car for part of the trip to work?

397 Yes     398 No — Skip to 4a

c. How many people, including . . . , usually ride in the car to work?

399 Number \_\_\_\_\_

4a. Does . . . usually WORK at the same location each day?

394 Yes — Skip to 4c     395 No

b. Does . . . usually REPORT to the same location to begin work each day?

396 Yes     397 No — Skip to 4a

c. (1) What is the street address at that location?  
 Note — If address (number and street name) are not known, enter building name, shopping center name, or other physical location description.  
 \_\_\_\_\_  
 \_\_\_\_\_

(2) What are the nearest intersecting streets?  
 \_\_\_\_\_  
 \_\_\_\_\_

(3) In what city, town, village, borough, is this located?  
 \_\_\_\_\_  
 \_\_\_\_\_

(4) What is the county, State, and ZIP code?  
 County \_\_\_\_\_  
 State \_\_\_\_\_ ZIP code \_\_\_\_\_

(5) For whom does . . . work?  
 Company or business establishment name  
 \_\_\_\_\_  
 \_\_\_\_\_

396  Yes    397  No    398  Don't know

397 Time \_\_\_\_\_  
 a.m.     p.m.

398 How many minutes does it usually take . . . to get from home to work?  
 \_\_\_\_\_ Minutes

399 How many miles does . . . usually travel from home to work?  
 \_\_\_\_\_ Miles    OR     Less than 1 mile

400 In the last year, has . . . changed his principal means of transportation to work?  
 401 Yes     402 No — Skip to 9

b. What was . . . 's principal means of transportation to work (prior to the change)?

403 Truck . . . . . }  
 404 Car or carpool . . . . . }  
 405 Drove alone     Shared driving  
 406 Drove others     Rode with someone else  
 407 Walked only     Worked at home  
 408 Railroad     Subway or elevated  
 409 Bus or streetcar  
 410 Taxicab  
 411 Motorcycle  
 412 Bicycle  
 413 Other means — Specify \_\_\_\_\_

414 If "Yes" marked in 4a — ASK:  
 Compared to a year ago, how satisfied is . . . now with his principal means of transportation to work — much more, more, about the same, less, or much less satisfied?  
 415 Much more satisfied  
 416 More satisfied  
 417 About the same satisfaction  
 418 Less satisfied  
 419 Much less satisfied  
 420 Don't know  
 421 Did not work last year

INTERVIEWER \_\_\_\_\_

Go to Check Item A, page 36 for the HEAD.

FORM AHS-2 10-21-75

Page 37

Facsimile of the Annual Housing Survey Questionnaire: 1976—Continued

**CHECK ITEM A**

(Mark all 3 parts)  
 (1) Head had job last week. ("Yes" in item 2b) .....  Yes\*  No  
 (2) Head reports to same location each day. ("Yes" in item 4c or 4b) .....  Yes\*  No  
 (3) Head works 5 miles or more from home. (Item 7 is 5 miles or more. If item 7 is blank, mark the "No" box.) .....  Yes\*  No

\* All "Yes" go to item 10a. Any other combination, go to the next worker, or if last worker, go to item I, Section IV.

10a. Does... (head) have any objections to the distance (he/she) travels to get to work? .....  Yes  No  
 Ask b

b. What would you say your reasons are for living 5 or more miles from... (head) place of work?  
 Is it because -  
 (1) You like the neighbors in your present neighborhood? .....  Yes  No  
 (2) You like your house (apartment)? .....  Yes  No  
 (3) Your present home is close to good schools, or church? .....  Yes  No  
 (4) Your present home is convenient to shops, recreation, and similar facilities? .....  Yes  No  
 (5) Your present home is close to the jobs of others (besides the head) in your family? .....  Yes  No  
 (6) You can afford your present home? .....  Yes  No  
 (7) You're used to your present home, or you're comfortable, or you've always lived here? .....  Yes  No  
 (8) Some other reason I have not already mentioned? .....  Yes  No  
 If "Yes," specify reason(s) - \_\_\_\_\_

c. What are the reasons you don't live closer to... (head) place of work?  
 Is it because -  
 (9) You don't like any houses which are closer to work? .....  Yes  No  
 (10) You would not like to live among the type of people in the neighborhoods which are closer to work? .....  Yes  No  
 (11) The neighborhoods closer to work have poor schools or lack churches? .....  Yes  No  
 (12) The neighborhoods closer to work are inconvenient to shops, recreation, or other similar facilities? .....  Yes  No  
 (13) The neighborhoods closer to... (head) work are too far from other family members' jobs? .....  Yes  No  
 (14) You cannot afford housing in neighborhoods closer to work? .....  Yes  No  
 (15) There is no closer housing available? .....  Yes  No  
 (16) You don't like change; it's trouble to move? .....  Yes  No  
 (17) ... (head's) present job is temporary, or... (head) expects to change jobs? .....  Yes  No  
 (18) Some other reason I have not already mentioned? .....  Yes  No  
 If "Yes," specify reason(s) - \_\_\_\_\_

NOTE: If 2 or more "Yes" answers in categories 1-18, ask item 11. If one "Yes" or all "No," go to next worker.  
 11. In view of all of the reasons we have talked about, (Specify "Yes" answers mentioned in 1-18 above). Which reason would you say is the most important reason you live 5 or more miles from... (head) work? ..... Reason number  
 (Go to next worker, or if last worker, go to item I, Section IV)

Line number of worker: **390** Line number of respondent: **389**

3a. What is... a principal means of transportation to work?  
 1  Truck  Car or carpool  Other means - Specify \_\_\_\_\_  
 2  Car or carpool  Other means - Specify \_\_\_\_\_  
 3  Walked only  Rode with someone else  
 4  Rides with someone else  Shared driving  
 5  Works at home - Skip to 8a  
 6  Walks only - Skip to 4a  
 7  Railroad  
 8  Drives alone - Skip to 4a  
 9  Shares driving  
 10  Rides with someone else  
 11  Works at home - Skip to 8a  
 12  Walks only - Skip to 4a  
 13  Subway or elevated  
 14  Bus or streetcar  
 15  Taxicab  
 16  Motorcycle  
 17  Bicycle  
 18  Other means - Specify \_\_\_\_\_

b. Does... usually use a car for part of the trip to work?  
 1  Yes  No - Skip to 4a  
 2  Yes  No - Skip to 4a

c. How many people, including..., usually ride in the car to work?  
 1  1  2  3  4  5  6  7  8  9  10  11  12  13  14  15  16  17  18  19  20  Other

4a. Does... usually WORK at the same location each day?  
 1  Yes - Skip to 4c  No  
 2  Yes - Skip to 4c  No

b. Does... usually REPORT to the same location to begin work each day?  
 1  Yes  No - Skip to 8a  
 2  Yes  No - Skip to 8a

c. (1) What is the street address at that location?  
 (If address (number and street name) are not known, enter building name, shopping center name, or other physical location description.)  
 \_\_\_\_\_

(2) What are the nearest intersecting streets?  
 \_\_\_\_\_

(3) In what city, town, village, borough, is this location?  
 \_\_\_\_\_

(4) What is the county, State, and ZIP code?  
 County \_\_\_\_\_ State \_\_\_\_\_ ZIP code \_\_\_\_\_

(5) For whom does... work?  
 Company or business establishment name \_\_\_\_\_

5. What time does... usually leave for work?  
 1  Time \_\_\_\_\_  
 2  a.m.  p.m.  
 3  Yes  No  Don't know

6. How many minutes does it usually take... to get from home to work?  
 1  Minutes \_\_\_\_\_

7. How many miles does... usually travel from home to work?  
 1  Miles \_\_\_\_\_ OR  Less than 1 mile

8a. In the last year, has... changed his principal means of transportation to work?  
 1  Yes  No - Skip to 9  
 2  Yes  No - Skip to 9

b. What was... principal means of transportation to work (prior to the change)?  
 1  Truck  Car or carpool  
 2  Drive alone  
 3  Shared driving  
 4  Rode with someone else  
 5  Walked only  
 6  Worked at home  
 7  Railroad  
 8  Subway or elevated  
 9  Bus or streetcar  
 10  Taxicab  
 11  Motorcycle  
 12  Bicycle  
 13  Other means - Specify \_\_\_\_\_

9. If "Yes" marked in 8a - ASK  
 Compared to... previous means of transportation to work (Given in 8b), how satisfied is... with his present means of transportation to work - much more, more, about the same, less or much less satisfied?  
 1  Much more satisfied  
 2  More satisfied  
 3  About the same satisfaction  
 4  Less satisfied  
 5  Much less satisfied  
 6  Don't know  
 7  Did not work last year

INTERVIEWER \_\_\_\_\_

Go to Check Item A, page 39 for the HEAD.  
 If last worker, go to item I, Section IV.

FORM HUD-22 (10-21-76) Page 40

Facsimile of the Annual Housing Survey Questionnaire: 1976 — Continued

|   |   |   |
|---|---|---|
| Line number of worker (389)<br>Line number of respondent (389)<br>PGH 1 | 3a. What is ... principal means of transportation to work?<br>(390) <input type="checkbox"/> Truck <input type="checkbox"/> Car or carpool <input type="checkbox"/> Other means - Specify _____<br>(391) <input type="checkbox"/> Drives alone - Skip to 4a <input type="checkbox"/> Shares driving <input type="checkbox"/> Drives others <input type="checkbox"/> Rides with someone else <input type="checkbox"/> Walks only - Skip to 4a <input type="checkbox"/> Works at home - Skip to 8a <input type="checkbox"/> Railroad <input type="checkbox"/> Subway or elevated <input type="checkbox"/> Bus or streetcar <input type="checkbox"/> Taxicab <input type="checkbox"/> Motorcycle <input type="checkbox"/> Bicycle <input type="checkbox"/> Other means - Specify _____<br>3b. Does ... usually ALSO use a car for part of the trip to work? (392) <input type="checkbox"/> Yes <input type="checkbox"/> No - Skip to 4a<br>c. How many people, including ... usually ride in the car to work? (393) _____ Number<br>4a. Does ... usually WORK at the same location each day? (394) <input type="checkbox"/> Yes - Skip to 4c <input type="checkbox"/> No<br>b. Does ... usually REPORT to the same location to begin work each day? (395) <input type="checkbox"/> Yes <input type="checkbox"/> No - Skip to 8a<br>c. (1) What is the street address at that location? Note - If address (number and street name) are not known, enter building name, shopping center name, or other physical location description.<br>_____<br>(2) What are the nearest intersecting streets?<br>_____<br>(3) In what city, town, village, borough, is this located?<br>_____<br>(4) What is the county, State, and ZIP code?<br>County _____ State _____ ZIP code _____<br>(5) For whom does ... work?<br>Company or business establishment name _____ | If last worker in this household, mark this box <input type="checkbox"/><br>4d. Is ... place of work inside the incorporated (legal) limits of (name of city, town, village, etc., listed in 4c)? (396) <input type="checkbox"/> Yes <input type="checkbox"/> No <input type="checkbox"/> Don't know<br>5. What time does ... usually leave for work? (397) _____ Time<br>(398) <input type="checkbox"/> a.m. <input type="checkbox"/> p.m.<br>6. How many minutes does it usually take ... to get from home to work? (399) _____ Minutes<br>7. How many miles does ... usually travel from home to work? (400) _____ Miles OR <input type="checkbox"/> Less than 1 mile<br>8a. In the last year, has ... changed his principal means of transportation to work? (401) <input type="checkbox"/> Yes <input type="checkbox"/> No - Skip to 9<br>b. What was ... principal means of transportation to work (prior to the change)? (402) <input type="checkbox"/> Truck <input type="checkbox"/> Car or carpool <input type="checkbox"/> Other means - Specify _____<br>(403) <input type="checkbox"/> Drove alone <input type="checkbox"/> Shared driving <input type="checkbox"/> Drove others <input type="checkbox"/> Rode with someone else <input type="checkbox"/> Walked only <input type="checkbox"/> Worked at home <input type="checkbox"/> Railroad <input type="checkbox"/> Subway or elevated <input type="checkbox"/> Bus or streetcar <input type="checkbox"/> Taxicab <input type="checkbox"/> Motorcycle <input type="checkbox"/> Bicycle<br>9. If "Yes" marked in 8a - ASK Compared to ... previous principal means of transportation to work (Given in 8b), how satisfied is ... with his present means of transportation to work - much more, more, about the same, less or much less satisfied? (404) <input type="checkbox"/> Much more satisfied <input type="checkbox"/> More satisfied <input type="checkbox"/> About the same satisfaction <input type="checkbox"/> Less satisfied <input type="checkbox"/> Much less satisfied <input type="checkbox"/> Don't know <input type="checkbox"/> Did not work last year<br>Go to Check Item A, page 39 for the HEAD.<br>OR<br>If last worker, go to Item I, Section IV. |
|---|---|---|

FORM 42427 (10-71-76) Page 42

|   |   |   |
|---|---|---|
| Line number of worker (388)<br>Line number of respondent (387)<br>PGH 1 | 3a. What is ... principal means of transportation to work?<br>(390) <input type="checkbox"/> Truck <input type="checkbox"/> Car or carpool <input type="checkbox"/> Other means - Specify _____<br>(391) <input type="checkbox"/> Drives alone - Skip to 4a <input type="checkbox"/> Shares driving <input type="checkbox"/> Drives others <input type="checkbox"/> Rides with someone else <input type="checkbox"/> Walks only - Skip to 4a <input type="checkbox"/> Works at home - Skip to 8a <input type="checkbox"/> Railroad <input type="checkbox"/> Subway or elevated <input type="checkbox"/> Bus or streetcar <input type="checkbox"/> Taxicab <input type="checkbox"/> Motorcycle <input type="checkbox"/> Bicycle <input type="checkbox"/> Other means - Specify _____<br>3b. Does ... usually ALSO use a car for part of the trip to work? (392) <input type="checkbox"/> Yes <input type="checkbox"/> No - Skip to 4a<br>c. How many people, including ... usually ride in the car to work? (393) _____ Number<br>4a. Does ... usually WORK at the same location each day? (394) <input type="checkbox"/> Yes - Skip to 4c <input type="checkbox"/> No<br>b. Does ... usually REPORT to the same location to begin work each day? (395) <input type="checkbox"/> Yes <input type="checkbox"/> No - Skip to 8a<br>c. (1) What is the street address at that location? Note - If address (number and street name) are not known, enter building name, shopping center name, or other physical location description.<br>_____<br>(2) What are the nearest intersecting streets?<br>_____<br>(3) In what city, town, village, borough, is this located?<br>_____<br>(4) What is the county, State, and ZIP code?<br>County _____ State _____ ZIP code _____<br>(5) For whom does ... work?<br>Company or business establishment name _____ | If last worker in this household, mark this box <input type="checkbox"/><br>4d. Is ... place of work inside the incorporated (legal) limits of (name of city, town, village, etc., listed in 4c)? (396) <input type="checkbox"/> Yes <input type="checkbox"/> No <input type="checkbox"/> Don't know<br>5. What time does ... usually leave for work? (397) _____ Time<br>(398) <input type="checkbox"/> a.m. <input type="checkbox"/> p.m.<br>6. How many minutes does it usually take ... to get from home to work? (399) _____ Minutes<br>7. How many miles does ... usually travel from home to work? (400) _____ Miles OR <input type="checkbox"/> Less than 1 mile<br>8a. In the last year, has ... changed his principal means of transportation to work? (401) <input type="checkbox"/> Yes <input type="checkbox"/> No - Skip to 9<br>b. What was ... principal means of transportation to work (prior to the change)? (402) <input type="checkbox"/> Truck <input type="checkbox"/> Car or carpool <input type="checkbox"/> Other means - Specify _____<br>(403) <input type="checkbox"/> Drove alone <input type="checkbox"/> Shared driving <input type="checkbox"/> Drove others <input type="checkbox"/> Rode with someone else <input type="checkbox"/> Walked only <input type="checkbox"/> Worked at home <input type="checkbox"/> Railroad <input type="checkbox"/> Subway or elevated <input type="checkbox"/> Bus or streetcar <input type="checkbox"/> Taxicab <input type="checkbox"/> Motorcycle <input type="checkbox"/> Bicycle<br>9. If "Yes" marked in 8a - ASK Compared to ... previous principal means of transportation to work (Given in 8b), how satisfied is ... now with his principal means of transportation to work - much more, more, about the same, less or much less satisfied? (404) <input type="checkbox"/> Much more satisfied <input type="checkbox"/> More satisfied <input type="checkbox"/> About the same satisfaction <input type="checkbox"/> Less satisfied <input type="checkbox"/> Much less satisfied <input type="checkbox"/> Don't know <input type="checkbox"/> Did not work last year<br>Go to Check Item A, page 39 for the HEAD.<br>OR<br>If last worker, go to Item I, Section IV. |
|---|---|---|

FORM 42427 (10-71-76) Page 41

Facsimile of the Annual Housing Survey Questionnaire: 1976 - Continued

|   |   |   |   |
|---|---|---|---|
| <p>Line number of worker: <b>388</b></p> <p>Line number of respondent: <b>389</b></p> <p>3a. What is ...'s principal means of transportation to work?</p> <p><input type="checkbox"/> Truck <input type="checkbox"/> Car or carpool</p> <p><input type="checkbox"/> Drives alone - Skip to 4a<br/> <input type="checkbox"/> Shares driving<br/> <input type="checkbox"/> Drives others<br/> <input type="checkbox"/> Rides with someone else</p> <p>4a. Does ... usually WORK at the same location each day?</p> <p><input type="checkbox"/> Yes - Skip to 4c<br/> <input type="checkbox"/> No</p> <p>b. Does ... usually REPORT to the same location to begin work each day?</p> <p><input type="checkbox"/> Yes<br/> <input type="checkbox"/> No - Skip to 8a</p> <p>c. (1) What is the street address at that location?<br/>         Note - If address (number and street name) are not known, enter building name, shopping center name, or other physical location description.</p>  | <p>Line number of worker: <b>389</b></p> <p>Line number of respondent: <b>390</b></p> <p>3a. What is ...'s principal means of transportation to work?</p> <p><input type="checkbox"/> Truck <input type="checkbox"/> Car or carpool</p> <p><input type="checkbox"/> Drives alone - Skip to 4a<br/> <input type="checkbox"/> Shares driving<br/> <input type="checkbox"/> Drives others<br/> <input type="checkbox"/> Rides with someone else</p> <p>4a. Does ... usually WORK at the same location each day?</p> <p><input type="checkbox"/> Yes - Skip to 4c<br/> <input type="checkbox"/> No</p> <p>b. Does ... usually REPORT to the same location to begin work each day?</p> <p><input type="checkbox"/> Yes<br/> <input type="checkbox"/> No - Skip to 8a</p> <p>c. (1) What is the street address at that location?<br/>         Note - If address (number and street name) are not known, enter building name, shopping center name, or other physical location description.</p>  | <p>Line number of worker: <b>390</b></p> <p>Line number of respondent: <b>391</b></p> <p>3a. What is ...'s principal means of transportation to work?</p> <p><input type="checkbox"/> Truck <input type="checkbox"/> Car or carpool</p> <p><input type="checkbox"/> Drives alone - Skip to 4a<br/> <input type="checkbox"/> Shares driving<br/> <input type="checkbox"/> Drives others<br/> <input type="checkbox"/> Rides with someone else</p> <p>4a. Does ... usually WORK at the same location each day?</p> <p><input type="checkbox"/> Yes - Skip to 4c<br/> <input type="checkbox"/> No</p> <p>b. Does ... usually REPORT to the same location to begin work each day?</p> <p><input type="checkbox"/> Yes<br/> <input type="checkbox"/> No - Skip to 8a</p> <p>c. (1) What is the street address at that location?<br/>         Note - If address (number and street name) are not known, enter building name, shopping center name, or other physical location description.</p>  | <p>Line number of worker: <b>391</b></p> <p>Line number of respondent: <b>392</b></p> <p>3a. What is ...'s principal means of transportation to work?</p> <p><input type="checkbox"/> Truck <input type="checkbox"/> Car or carpool</p> <p><input type="checkbox"/> Drives alone - Skip to 4a<br/> <input type="checkbox"/> Shares driving<br/> <input type="checkbox"/> Drives others<br/> <input type="checkbox"/> Rides with someone else</p> <p>4a. Does ... usually WORK at the same location each day?</p> <p><input type="checkbox"/> Yes - Skip to 4c<br/> <input type="checkbox"/> No</p> <p>b. Does ... usually REPORT to the same location to begin work each day?</p> <p><input type="checkbox"/> Yes<br/> <input type="checkbox"/> No - Skip to 8a</p> <p>c. (1) What is the street address at that location?<br/>         Note - If address (number and street name) are not known, enter building name, shopping center name, or other physical location description.</p>  |
| <p>44. Is ...'s place of work inside the incorporated (legal) limits of (name of city, town, village, etc., listed in 4c(3)?</p> <p><input type="checkbox"/> Yes <input type="checkbox"/> No <input type="checkbox"/> Don't know</p> <p>5. What time does ... usually leave for work?</p> <p>Time _____</p> <p><input type="checkbox"/> a.m. <input type="checkbox"/> p.m.</p> <p>6. How many minutes does it usually take ... to get from home to work?</p> <p>Minutes _____</p> <p>7. How many miles does ... usually travel from home to work?</p> <p>Miles _____ OR _____ Less than 1 mile</p> <p>8a. In the last year, has ... changed his principal means of transportation to work?</p> <p><input type="checkbox"/> Yes <input type="checkbox"/> No - Skip to 9</p> <p>b. What was ...'s principal means of transportation to work (prior to the change)?</p> <p><input type="checkbox"/> Truck <input type="checkbox"/> Car or carpool</p> <p><input type="checkbox"/> Drove alone<br/> <input type="checkbox"/> Shared driving<br/> <input type="checkbox"/> Drove others<br/> <input type="checkbox"/> Rode with someone else<br/> <input type="checkbox"/> Walked only<br/> <input type="checkbox"/> Worked at home<br/> <input type="checkbox"/> Railroad<br/> <input type="checkbox"/> Subway or elevated<br/> <input type="checkbox"/> Bus or streetcar<br/> <input type="checkbox"/> Taxicab<br/> <input type="checkbox"/> Motorcycle<br/> <input type="checkbox"/> Bicycle</p> <p>12. Other means - Specify _____</p> <p>b. Does ... usually ALSO use a car for part of the trip to work?</p> <p><input type="checkbox"/> Yes <input type="checkbox"/> No - Skip to 4a</p> <p>c. How many people, including ... usually ride in the car to work?</p> <p>Number _____</p> <p>4a. Does ... usually WORK at the same location each day?</p> <p><input type="checkbox"/> Yes - Skip to 4c<br/> <input type="checkbox"/> No</p> <p>b. Does ... usually REPORT to the same location to begin work each day?</p> <p><input type="checkbox"/> Yes <input type="checkbox"/> No - Skip to 8a</p> <p>c. (1) What is the street address at that location?<br/>         Note - If address (number and street name) are not known, enter building name, shopping center name, or other physical location description.</p> | <p>44. Is ...'s place of work inside the incorporated (legal) limits of (name of city, town, village, etc., listed in 4c(3)?</p> <p><input type="checkbox"/> Yes <input type="checkbox"/> No <input type="checkbox"/> Don't know</p> <p>5. What time does ... usually leave for work?</p> <p>Time _____</p> <p><input type="checkbox"/> a.m. <input type="checkbox"/> p.m.</p> <p>6. How many minutes does it usually take ... to get from home to work?</p> <p>Minutes _____</p> <p>7. How many miles does ... usually travel from home to work?</p> <p>Miles _____ OR _____ Less than 1 mile</p> <p>8a. In the last year, has ... changed his principal means of transportation to work?</p> <p><input type="checkbox"/> Yes <input type="checkbox"/> No - Skip to 9</p> <p>b. What was ...'s principal means of transportation to work (prior to the change)?</p> <p><input type="checkbox"/> Truck <input type="checkbox"/> Car or carpool</p> <p><input type="checkbox"/> Drove alone<br/> <input type="checkbox"/> Shared driving<br/> <input type="checkbox"/> Drove others<br/> <input type="checkbox"/> Rode with someone else<br/> <input type="checkbox"/> Walked only<br/> <input type="checkbox"/> Worked at home<br/> <input type="checkbox"/> Railroad<br/> <input type="checkbox"/> Subway or elevated<br/> <input type="checkbox"/> Bus or streetcar<br/> <input type="checkbox"/> Taxicab<br/> <input type="checkbox"/> Motorcycle<br/> <input type="checkbox"/> Bicycle</p> <p>12. Other means - Specify _____</p> <p>b. Does ... usually ALSO use a car for part of the trip to work?</p> <p><input type="checkbox"/> Yes <input type="checkbox"/> No - Skip to 4a</p> <p>c. How many people, including ... usually ride in the car to work?</p> <p>Number _____</p> <p>4a. Does ... usually WORK at the same location each day?</p> <p><input type="checkbox"/> Yes - Skip to 4c<br/> <input type="checkbox"/> No</p> <p>b. Does ... usually REPORT to the same location to begin work each day?</p> <p><input type="checkbox"/> Yes <input type="checkbox"/> No - Skip to 8a</p> <p>c. (1) What is the street address at that location?<br/>         Note - If address (number and street name) are not known, enter building name, shopping center name, or other physical location description.</p> | <p>44. Is ...'s place of work inside the incorporated (legal) limits of (name of city, town, village, etc., listed in 4c(3)?</p> <p><input type="checkbox"/> Yes <input type="checkbox"/> No <input type="checkbox"/> Don't know</p> <p>5. What time does ... usually leave for work?</p> <p>Time _____</p> <p><input type="checkbox"/> a.m. <input type="checkbox"/> p.m.</p> <p>6. How many minutes does it usually take ... to get from home to work?</p> <p>Minutes _____</p> <p>7. How many miles does ... usually travel from home to work?</p> <p>Miles _____ OR _____ Less than 1 mile</p> <p>8a. In the last year, has ... changed his principal means of transportation to work?</p> <p><input type="checkbox"/> Yes <input type="checkbox"/> No - Skip to 9</p> <p>b. What was ...'s principal means of transportation to work (prior to the change)?</p> <p><input type="checkbox"/> Truck <input type="checkbox"/> Car or carpool</p> <p><input type="checkbox"/> Drove alone<br/> <input type="checkbox"/> Shared driving<br/> <input type="checkbox"/> Drove others<br/> <input type="checkbox"/> Rode with someone else<br/> <input type="checkbox"/> Walked only<br/> <input type="checkbox"/> Worked at home<br/> <input type="checkbox"/> Railroad<br/> <input type="checkbox"/> Subway or elevated<br/> <input type="checkbox"/> Bus or streetcar<br/> <input type="checkbox"/> Taxicab<br/> <input type="checkbox"/> Motorcycle<br/> <input type="checkbox"/> Bicycle</p> <p>12. Other means - Specify _____</p> <p>b. Does ... usually ALSO use a car for part of the trip to work?</p> <p><input type="checkbox"/> Yes <input type="checkbox"/> No - Skip to 4a</p> <p>c. How many people, including ... usually ride in the car to work?</p> <p>Number _____</p> <p>4a. Does ... usually WORK at the same location each day?</p> <p><input type="checkbox"/> Yes - Skip to 4c<br/> <input type="checkbox"/> No</p> <p>b. Does ... usually REPORT to the same location to begin work each day?</p> <p><input type="checkbox"/> Yes <input type="checkbox"/> No - Skip to 8a</p> <p>c. (1) What is the street address at that location?<br/>         Note - If address (number and street name) are not known, enter building name, shopping center name, or other physical location description.</p> | <p>44. Is ...'s place of work inside the incorporated (legal) limits of (name of city, town, village, etc., listed in 4c(3)?</p> <p><input type="checkbox"/> Yes <input type="checkbox"/> No <input type="checkbox"/> Don't know</p> <p>5. What time does ... usually leave for work?</p> <p>Time _____</p> <p><input type="checkbox"/> a.m. <input type="checkbox"/> p.m.</p> <p>6. How many minutes does it usually take ... to get from home to work?</p> <p>Minutes _____</p> <p>7. How many miles does ... usually travel from home to work?</p> <p>Miles _____ OR _____ Less than 1 mile</p> <p>8a. In the last year, has ... changed his principal means of transportation to work?</p> <p><input type="checkbox"/> Yes <input type="checkbox"/> No - Skip to 9</p> <p>b. What was ...'s principal means of transportation to work (prior to the change)?</p> <p><input type="checkbox"/> Truck <input type="checkbox"/> Car or carpool</p> <p><input type="checkbox"/> Drove alone<br/> <input type="checkbox"/> Shared driving<br/> <input type="checkbox"/> Drove others<br/> <input type="checkbox"/> Rode with someone else<br/> <input type="checkbox"/> Walked only<br/> <input type="checkbox"/> Worked at home<br/> <input type="checkbox"/> Railroad<br/> <input type="checkbox"/> Subway or elevated<br/> <input type="checkbox"/> Bus or streetcar<br/> <input type="checkbox"/> Taxicab<br/> <input type="checkbox"/> Motorcycle<br/> <input type="checkbox"/> Bicycle</p> <p>12. Other means - Specify _____</p> <p>b. Does ... usually ALSO use a car for part of the trip to work?</p> <p><input type="checkbox"/> Yes <input type="checkbox"/> No - Skip to 4a</p> <p>c. How many people, including ... usually ride in the car to work?</p> <p>Number _____</p> <p>4a. Does ... usually WORK at the same location each day?</p> <p><input type="checkbox"/> Yes - Skip to 4c<br/> <input type="checkbox"/> No</p> <p>b. Does ... usually REPORT to the same location to begin work each day?</p> <p><input type="checkbox"/> Yes <input type="checkbox"/> No - Skip to 8a</p> <p>c. (1) What is the street address at that location?<br/>         Note - If address (number and street name) are not known, enter building name, shopping center name, or other physical location description.</p> |
| <p>9. If "Yes" marked in 8a - ASK<br/>         Compared to ...'s previous means of transportation to work (Given in 8b), how satisfied is ... with his present means of transportation to work - much more, more, about the same, less or much less satisfied?</p> <p><input type="checkbox"/> Much more satisfied<br/> <input type="checkbox"/> More satisfied<br/> <input type="checkbox"/> About the same satisfaction<br/> <input type="checkbox"/> Less satisfied<br/> <input type="checkbox"/> Much less satisfied<br/> <input type="checkbox"/> Don't know<br/> <input type="checkbox"/> Did not work last year</p> <p>Go to Check Item A, page 39 for the HEAD.<br/>         OR<br/>         If last worker, go to item I, Section IV.</p> <p>INTERVIEWER _____</p>   | <p>9. If "Yes" marked in 8a - ASK<br/>         Compared to ...'s previous means of transportation to work (Given in 8b), how satisfied is ... with his present means of transportation to work - much more, more, about the same, less or much less satisfied?</p> <p><input type="checkbox"/> Much more satisfied<br/> <input type="checkbox"/> More satisfied<br/> <input type="checkbox"/> About the same satisfaction<br/> <input type="checkbox"/> Less satisfied<br/> <input type="checkbox"/> Much less satisfied<br/> <input type="checkbox"/> Don't know<br/> <input type="checkbox"/> Did not work last year</p> <p>Go to Check Item A, page 39 for the HEAD.<br/>         OR<br/>         If last worker, go to item I, Section IV.</p> <p>INTERVIEWER _____</p>   | <p>9. If "Yes" marked in 8a - ASK<br/>         Compared to ...'s previous means of transportation to work (Given in 8b), how satisfied is ... with his present means of transportation to work - much more, more, about the same, less or much less satisfied?</p> <p><input type="checkbox"/> Much more satisfied<br/> <input type="checkbox"/> More satisfied<br/> <input type="checkbox"/> About the same satisfaction<br/> <input type="checkbox"/> Less satisfied<br/> <input type="checkbox"/> Much less satisfied<br/> <input type="checkbox"/> Don't know<br/> <input type="checkbox"/> Did not work last year</p> <p>Go to Check Item A, page 39 for the HEAD.<br/>         OR<br/>         If last worker, go to item I, Section IV.</p> <p>INTERVIEWER _____</p>   | <p>9. If "Yes" marked in 8a - ASK<br/>         Compared to ...'s previous means of transportation to work (Given in 8b), how satisfied is ... with his present means of transportation to work - much more, more, about the same, less or much less satisfied?</p> <p><input type="checkbox"/> Much more satisfied<br/> <input type="checkbox"/> More satisfied<br/> <input type="checkbox"/> About the same satisfaction<br/> <input type="checkbox"/> Less satisfied<br/> <input type="checkbox"/> Much less satisfied<br/> <input type="checkbox"/> Don't know<br/> <input type="checkbox"/> Did not work last year</p> <p>Go to Check Item A, page 39 for the HEAD.<br/>         OR<br/>         If last worker, go to item I, Section IV.</p> <p>INTERVIEWER _____</p>   |



# Appendix B

## Source and Reliability of the Estimates

|   |        |
|---|--------|
| SAMPLE DESIGN . . . . .   | App-42 |
| Annual Housing Survey . . . . .   | App-42 |
| Selection of the sample . . . . .   | App-42 |
| Coverage improvement sample selection . . . . .   | App-43 |
| Coverage improvement for deficiency 1 . . . . .   | App-43 |
| Coverage improvement for deficiency 2 . . . . .   | App-43 |
| Coverage improvement for deficiencies 3-6 . . . . .   | App-44 |
| Building loss sample selection . . . . .  | App-44 |
| 1970 Census of Population and Housing . . . . .   | App-44 |
| ESTIMATION . . . . .  | App-44 |
| 1976 housing inventory . . . . .  | App-44 |
| 1970-1976 lost units . . . . .  | App-45 |
| Ratio estimation procedure of the 1970 Census of Population and Housing . . . . .           | App-45 |
| RELIABILITY OF THE ESTIMATES . . . . .  | App-45 |
| Nonsampling errors . . . . .  | App-45 |
| 1970 census . . . . .   | App-45 |
| AHS-SMSA . . . . .  | App-45 |
| Coverage errors . . . . .   | App-46 |
| Rounding errors . . . . .   | App-46 |
| Sampling errors for the AHS-SMSA sample . . . . .   | App-46 |
| Illustration of the use of the standard error tables . . . . .                              | App-47 |
| Differences . . . . .   | App-49 |
| Illustration of the computation of the standard error of a difference . . . . .             | App-49 |
| Medians . . . . .   | App-49 |
| Illustration of the computation of the 95-percent confidence interval of a median . . . . . | App-49 |

### SAMPLE DESIGN

**Annual Housing Survey.**—The estimates for each of the 20 SMSA's are based on data collected from the 1976 Annual Housing Survey (AHS) which was conducted by the Bureau of the Census acting as collection agent for the Department of Housing and Urban Development. In each of the 20 SMSA's, the data were collected for the 12-month period from April 1976 through March 1977 with one-twelfth of the sample units being visited each month.

Data for the first group of 19 SMSA's were collected for the AHS from April 1974 through March 1975, and data for a second group of 21 SMSA's were collected from April 1975 through March 1976. The sample housing units for each group of the AHS SMSA's are interviewed on a rotating basis.

For each group of SMSA's, the largest SMSA from each of the four geographic regions is represented by a sample of about 15,000 designated housing units evenly divided between the central city and the balance of the respective SMSA. All remaining SMSA's are each represented by a sample of about 5,000 designated housing units distributed proportionately between the central city and the balance of the respective SMSA based on the distribution of total housing units in each sector.

The largest SMSA's in the third group (1976-77) are: Houston, Tex., New York, N.Y., St. Louis, Mo.-Ill., and Seattle-Everett, Wash.

The remaining SMSA's in the third group are: Allentown-Bethlehem-Easton, Pa.-N.J., Baltimore, Md., Birmingham, Ala., Buffalo, N.Y., Cleveland, Ohio, Denver, Colo., Grand Rapids, Mich., Honolulu, Hawaii, Indianapolis, Ind., Las Vegas, Nev., Louisville, Ky.-Ind., Oklahoma City, Okla., Omaha, Nebr.-Iowa, Providence-Pawtucket-Warwick, R.I.-Mass., Raleigh, N.C., and Sacramento, Calif.

In this SMSA, 4,813 units were eligible for interview. Of these sample units, 196 interviews were not obtained because, for occupied sample units, the occupants were not at home after repeated visits or were unavailable for some other reason; or, for vacant units, no informed respondent could be found after repeated visits. In addition to the units eligible for interview, 452 units were visited but were not eligible for interview, because they were found to be condemned, unfit, demolished, converted to group quarters use, etc.

**Selection of the sample.**—The sample for the SMSA's which are 100-percent

permit-issuing (Honolulu, Las Vegas, New York, and Sacramento) was selected from two sample frames—units enumerated in the 1970 Census of Population and Housing in areas under the jurisdiction of permit-issuing offices (the permit-issuing universe) and units constructed in permit-issuing areas since the 1970 census (the new construction universe). In addition, the sample for the 16 SMSA's which are *not* 100-percent permit-issuing included a sample selected from a third frame—those units located in areas not under the jurisdiction of permit-issuing offices (the nonpermit universe).

Sampling operations, described in the following paragraphs, were performed separately within the central city and the balance of the SMSA for each of the sample frames. The overall sampling rate used to select the sample for each SMSA was determined by the size of the sample. Thus, for the four largest SMSA's, the overall sampling rate differed by central city and balance of the SMSA, since the sample was divided equally between the central city and the balance of the SMSA. The remaining SMSA's had an overall sampling rate about the same for the sample selected from both the central city and balance of the SMSA, since the sample was distributed proportionately between the central city and the balance of the SMSA according to the distribution of total housing units in each sector.

The major portion of the sample was selected from a file which represented the 20-percent sample of units enumerated in permit-issuing areas of the SMSA during the 1970 Census of Population and Housing. This file contained records for occupied housing units, vacant housing units, and units in certain special places or group quarters. Sampling operations were done separately for the special place and group quarters records and for the occupied and vacant housing unit records. Before the sample was selected from the occupied and vacant housing unit records, the occupied housing unit records were stratified by race of head (non-Black/Black) and the vacant housing unit

50 000.00 =  
152.00 =  
328.94 =  
0.00 ↓

0.00 C

0.00 C

0.00 C

731 100.00 ÷  
4 813.00 +1  
4 813.00 =  
151.90 =  
0.00 ↓

4 813.00

APPENDIX B—Continued

records were stratified into four categories pertaining to the value or rent associated with the vacant housing units. The occupied housing unit records were further stratified so that each unit was assigned to 1 of 50 strata according to its tenure, family size, and household income category as illustrated by the following table:

| Household income        | Tenure            |   |   |   |    |                    |   |   |   |    |
|-------------------------|-------------------|---|---|---|----|--------------------|---|---|---|----|
|                         | Owner—Family size |   |   |   |    | Renter—Family size |   |   |   |    |
|                         | 1                 | 2 | 3 | 4 | 5+ | 1                  | 2 | 3 | 4 | 5+ |
| Under \$3,000 . . .     |                   |   |   |   |    |                    |   |   |   |    |
| \$3,000-\$5,999 . . .   |                   |   |   |   |    |                    |   |   |   |    |
| \$6,000-\$9,999 . . .   |                   |   |   |   |    |                    |   |   |   |    |
| \$10,000-\$14,999 . . . |                   |   |   |   |    |                    |   |   |   |    |
| \$15,000 and over . . . |                   |   |   |   |    |                    |   |   |   |    |

Thus, for this SMSA, the occupied housing unit records from this universe were assigned to 1 of 100 strata for either the central city or for the balance, and the vacant housing unit records were assigned to 1 of the 4 vacant strata for either the central city or for the balance of the SMSA. A sample of housing unit records was then selected to produce one-half of the desired sample size. However, the housing unit record adjacent to each of the above sample housing unit records was also selected to be in sample, thereby insuring the necessary designated sample size.

Before the sample was selected from the group quarters and special place records, the records were stratified by census tract and census enumeration district (ED) within the central city and within the balance of the SMSA. A sample of special place records was then selected to produce one-quarter of the desired sample size. However, at the time of the interview, the units at each of the sample special places were listed and subsampled at a rate to produce an expected four sample units, thereby insuring the necessary designated sample size.

The second frame from which this SMSA sample was selected was a list of new construction building permits issued since January 1970 (i.e., the new construction universe). The sample selection

from the list of new construction building permits was an independent operation within this SMSA. Prior to sample selection, the list of permits was chronologically stratified by the date the permits were issued and clusters of an expected four (usually adjacent) housing units were formed. These clusters were then sampled for inclusion at the overall sampling rate.

For those SMSA's which are not 100-percent permit-issuing, the remainder of the AHS sample was selected from a frame consisting of areas not under the jurisdiction of permit-issuing offices (i.e., the nonpermit universe). The first step in the sampling operation for the universe was the selection, using the overall sampling rate, of a sample of census enumeration districts within these areas. Prior to this sample selection, the ED's were stratified by census tract within the central city and within the balance of the SMSA. The probability of selection of an ED was proportionate to the following measure of size:

$$\frac{\text{Number of housing units in 1970 census ED} + \frac{\text{Group quarters population in 1970 census ED}}{3}}{4}$$

The sample ED's were then divided into segments; i.e., small land areas with well-defined boundaries having an expected size of four, or a multiple of four housing units. At the time of the survey, those segments that did not have an expected size of four were further subdivided to produce an expected four sample housing units.

The next step was the selection of one of these segments within each sample ED. In the sample segments, all units in existence at the time of interview are in sample. Thus, units enumerated in the 1970 census as well as units built since the 1970 census are included.

**Coverage improvement sample selection.**—The Coverage Improvement Program was undertaken to correct certain deficiencies in the AHS-SMSA sample from the permit-issuing and new construction universes. The coverage deficiencies included the following units:

1. New construction from building permits issued prior to January 1970,

but completed after April 1, 1970.

2. Mobile homes placed in parks either missed during the 1970 census or established since the census.

3. Units missed in the 1970 census.

4. Units converted to residential use that were nonresidential at the time of the 1970 census.

5. Houses that have been moved onto their present site since the 1970 census.

6. Mobile homes placed outside parks since the 1970 census or vacant at the time of the 1970 census.

*Coverage improvement for deficiency*

1.—A sample of new construction units whose permits were issued before January 1970, but completed after April 1970, was selected independently for each SMSA. The sampling was carried out in two stages for one-and-two-unit structures and in three stages for three-or-more-unit structures. These units were sampled at one-fourth the rate of units originally selected for the AHS-SMSA sample (regular AHS units).

The first stage was a sample of permit offices and the second stage a sample of the 1969 permits within each of the selected permit offices. In the New York, N.Y., SMSA, Honolulu, Hawaii, SMSA, and Grand Rapids, Mich., SMSA, an additional sample of 1968 permits for three-or-more-unit structures was included in the second stage sampling. For the third stage, structures of size three or more were divided into clusters of an expected size of four units and a sample of clusters was selected. This procedure added an estimated 1,767 new construction units to the coverage of the housing inventory of this SMSA.

*Coverage improvement for deficiency*

2.—In permit-issuing areas, a sample of mobile homes placed in a park missed by the census or established after the census was selected in two stages. First, for each 1976-77 SMSA, a sample of tracts was selected and canvassed. All parks were listed and then matched back to the 1970 census to identify parks missed by the census and parks established after the census. Second, the parks were divided into clusters of an expected size of four

sites and a sample of clusters was selected and interviewed. Each of the sample units represented the same number of units that the regular AHS sample units represented. This procedure added an estimated 1,960 units to the coverage of the housing inventory of this SMSA.

*Coverage improvement for deficiencies 3-6.*—The remaining missed units were sampled by one of two procedures. The first procedure was designed to represent units from the following types of missed structures (structures that had no chance of selection for the AHS):

1. Structures missed in the 1970 census.
2. Structures that were completely nonresidential in the 1970 census but contain units converted to residential use.
3. Mobile homes that had been placed outside parks since the 1970 census and had a utility hookup, or were on the site but not occupied on April 1, 1970, or had no utility hookup but were occupied by persons with no usual residence elsewhere.
4. Houses that had been moved onto their present site since the 1970 census.

Initially, a subsample of regular AHS units was selected at a rate of 1 in 22,2152. Then succeeding structures, in a defined path of travel to the right of the structure containing the sample unit, were listed until eight structures (excluding the sample unit structure) were found that had been eligible to be selected for the AHS. Finally, the intervening structures that did not have a chance of selection in the AHS were identified and units within these structures were interviewed. In cases where the interviewer workload would have been too great, a representative subsample of units within these structures was selected. This procedure added an estimated 9,244 units to the coverage of the housing inventory of this SMSA.

The second procedure was designed to represent missed units from structures represented in the AHS. These missed units were:

1. Units missed in the 1970 census.
2. Units converted to residential use

since the 1970 census in structures that contained some residential units in 1970.

First, a subsample of regular AHS units in multi-unit structures of less than 10 units was selected from the permit-issuing universe. Second, for the multi-unit structures selected, all units were listed and matched to the 1970 census. Any missed units were then assigned for interview. This procedure added an estimated 2,060 units to the coverage of the housing inventory of this SMSA.

**Building loss sample selection.**—Some tables in this report show estimates of characteristics of housing units removed from the housing inventory since 1970 (i.e., units enumerated in the 1970 census that no longer existed as part of the housing inventory at the time of the AHS interview). For the permit-issuing universe, the sample upon which these estimates were based was the regular AHS sample previously described. Since the addresses of these sample units were known to exist in 1970, the AHS interviewers could determine which of the sample units were no longer considered to be part of the housing inventory. From these units, estimates were obtained for both whole structure losses (i.e., lost units in structures in which all housing units were removed from the inventory) and part structure losses (i.e., lost units in structures in which some, but not all, of the units were removed from the inventory).

For each of the SMSA's with a non-permit universe, it was necessary to select an independent sample with which to measure lost units because of the area sample technique employed for the regular AHS sample. For this independent sample, a cluster of four (usually adjacent) housing unit addresses was selected from the 1970 census listing of addresses for each sample ED. Since these addresses were known to exist in 1970, the AHS interviewer determined those sample units that were no longer considered part of the housing inventory. From these units, only estimates of whole structure losses were obtained (i.e., lost units in structures in which all housing units were removed from the inventory).

**1970 Census of Population and Housing.**—The estimates pertaining to the 1970 housing inventory (i.e., the housing inventory that existed at the time of the 1970 census) are based on either 20-, 15-, or 5-percent sample data collected in April 1970 for the Decennial Census of Population and Housing. A detailed description of the sample design employed for the 1970 census can be obtained in the 1970 Census of Housing report, Volume I, *Housing Characteristics for States, Cities, and Counties, Part 1.*

### ESTIMATION

The AHS sample produced two types of estimates for each SMSA: Estimates pertaining to characteristics of the housing inventory at the time of the interview (i.e., the 1976 housing inventory) and estimates pertaining to characteristics of units removed from the housing inventory since 1970 (i.e., 1970-1976 lost units). Each type of estimate employed separate, although similar, estimation procedures.

**1976 housing inventory.**—The AHS estimates of characteristics of the 1976 housing inventory employed a one-stage ratio estimation procedure. Prior to the implementation of the ratio estimation procedure, the basic weight (i.e., the inverse of the probability of selection) for each interviewed sample housing unit was adjusted to account for the 196 non-interviews previously mentioned. The noninterview adjustment factor was equal to the following ratio:

$$\frac{\text{Weighted count of interviewed housing units} + \text{Weighted count of noninterviewed housing units}}{\text{Weighted count of interviewed housing units}}$$

Within each sector of each SMSA, a noninterview factor was computed separately for 50 noninterview cells for sample housing units from the permit-issuing universe, (where the cells consisted of 1 or more of the different strata used in the stratification of the universe as previously illustrated). In addition, a non-interview factor was computed for one noninterview cell for new construction sample housing units from both the permit-issuing universe and the coverage

improvement universe, one noninterview cell for mobile homes, and one noninterview cell for sample units from both the nonpermit universe (if applicable) and the coverage improvement universe (if units were not included above).

The following ratio estimation procedure was employed for all sample housing units from the permit-issuing universe. This factor was computed separately for all sample housing units within each permit-issuing universe noninterview cell mentioned previously. The ratio estimation factor for each cell was equal to the following:

$$\frac{\text{1970 census count of housing units from permit-issuing universe in a cell}}{\text{AHS sample estimate of 1970 housing units from the cell}}$$

For each SMSA, the numerators of the ratios were obtained from the 1970 Census of Population and Housing 20-percent file of units enumerated in areas under the jurisdiction of permit-issuing offices. The denominators of the ratios were obtained from weighted estimates of all the AHS sample units within the corresponding ratio estimation categories using the existing weight (i.e., the basic weight times the noninterview factor). The computed ratio estimation factor was then applied to the existing weight for each sample unit within the corresponding ratio estimation category.

The effect of this ratio estimation procedure was to somewhat reduce the variance due to the variation in sample size of strata used in the sample selection of the permit-issuing universe, thereby reducing the sampling error below what would have been obtained by simply weighting the results of the sample by the inverse of the probability of selection. Ordinarily, this would have been controlled by sampling within the strata during the sample selection process. However, prior to the AHS sample selection within each SMSA, units already selected for other Census Bureau surveys were deleted from the permit-issuing universe. Thus, some variation in sample size was introduced during the AHS sample selection process.

**1970-1976 lost units.**—The AHS estimate of characteristics of the 1970-1976 lost

units employed a one-stage ratio estimation procedure which is similar to the ratio estimation procedure described previously. The file of 1970-1976 lost units was matched to the 1970 census file to obtain the 1970 characteristics of the lost units. Some lost units did not match. Thus, following the implementation of the ratio estimation procedure, the weight for each matched lost unit was adjusted to account for the nonmatched lost units. The nonmatch adjustment factor was equal to the following ratio:

$$\frac{\text{Weighted count of matched lost units} + \text{Weighted count of nonmatched lost units}}{\text{Weighted count of matched lost units}}$$

Within each sector of the SMSA, this factor was computed separately for whole structure losses and part structure losses. The effect of this estimation procedure was to reduce the sampling error below what would have been obtained by simply weighting the results of the sample by the inverse of the probability of selection.

**Ratio estimation procedure of the 1970 Census of Population and Housing.**—This report presents data on the housing characteristics of the 1970 housing inventory from the 1970 Census of Population and Housing. The statistics based on 1970 census sample data employed a ratio estimation procedure which was applied separately for each of the three census samples. A detailed description of this ratio estimation procedure can be found in the 1970 Census of Housing report, Volume I, *Housing Characteristics for States, Cities, and Counties*, Part 1.

#### RELIABILITY OF THE ESTIMATES

There are two types of possible errors associated with estimates based on data from sample surveys—sampling and nonsampling errors. The following is a description of the sampling and nonsampling errors associated with the AHS-SMSA sample and of the nonsampling errors associated with the 1970 census estimates. A description of the sampling errors associated with the sample estimates from the 1970 census can be found in the 1970 Census of Housing report,

Volume I, *Housing Characteristics for States, Cities, and Counties*, Part 1.

**Nonsampling errors.**—In general, nonsampling errors can be attributed to many sources: Inability to obtain information about all cases, definitional difficulties, differences in the interpretation of questions, inability or unwillingness to provide correct information on the part of respondents, mistakes in recording or coding the data, and other errors of collection, response, processing, coverage, and estimation for missing data. Nonsampling errors are not unique to sample surveys since they can, and do, occur in complete censuses as well.

Obtaining a measurement of the total nonsampling error associated with the estimates from a survey is very difficult, considering the number of possible sources of error. However, an attempt was made to measure some of the nonsampling errors associated with the estimates for both the 1970 Census of Population and Housing and the 1976 AHS-SMSA sample.

**1970 census.**—A number of studies were conducted to measure two types of general errors associated with 1970 census estimates—"coverage" and "content" errors. The "coverage" errors determined how completely housing units were counted in the census and included space errors, definitional errors, and occupancy errors. The "content" errors measured the accuracy of the data collected for enumerated housing units. These errors were measured by reinterviews, record checks, and other surveys.

The detailed results of these studies, as well as the methodology employed, are presented in the 1970 Census of Population and Housing Evaluation and Research Program Reports, Series PHC(E)-5, *The Coverage of Housing in the 1970 Census*, and PHC(E)-10, *Accuracy of Data for Selected Housing Characteristics as Measured by Reinterviews*.

**AHS-SMSA.**—For the 1976 AHS-SMSA sample, a study was conducted to obtain a measurement of some of the components of the nonsampling error associated with the AHS estimates. A rein-

interview program was conducted for a sample of the AHS households. These households were revisited and answers to some of the questions on the AHS questionnaire were obtained again. The original interview and the reinterview were assumed to be two independent readings and thus, were the basis for the measurement of the accuracy of the AHS data collected from interviewed households.

As part of the reinterview, a check was made at each of these households to determine if the following was done during the original interview:

1. The correct unit was visited.
2. The correct number of housing units were interviewed at that address.
3. The correct information on "Year Built" was obtained.
4. The correct information on "Tenure" was obtained.
5. The correct information on "Household Composition" was obtained.
6. The correct information on "Type of Housing Unit" was obtained.
7. The correct information on "Occupancy Status" was obtained.

This check was made for interviewer evaluation and control. That is, tolerance limits were derived to determine which interviewers passed or failed this reinterview check. The results of this study are available and are presented in the following Census Bureau memorandum, "Response Error in the Annual Housing Survey as Measured by Reinterviews—Year III (1976-1977) SMSA Sample."

Some of the results of this study are presented below (note that these results are based on the reinterviews across all Year III SMSA's and not for any specific SMSA):

1. For attitudinal items which were not reconciled (i.e., after the question is answered in the reinterview, the enumerator does not present the previous response and then ask the respondent to decide upon the best answer), approximately 67 percent of the indices of inconsistency showed moderate levels of response disagreement while the remaining 33 percent showed high levels.

2. Some differences beyond those due to sampling error did occur. Most of the categories affected by bias were categories of attitudinal items.

The range for evaluating inconsistency is from 0–100. The rule of thumb is that indices below 20 are low, indices from 20–50 are moderate, indicating that there is some problem with inconsistent reporting; those over 50 are high, indicating that improvements are needed in the method used to collect these data or that the category concepts themselves are ambiguous.

The results of this study were based on sample data so there is sampling error associated with these estimates of non-sampling error. Therefore, the possibility of such errors should be taken into account when considering the results of this study.

*Coverage errors.*—With respect to errors of coverage and estimation for missing data, the AHS new construction sample had deficiencies in the representation of conventional new construction. Due to time constraints, only those building permits issued more than five months before the survey ended were eligible to be sampled to represent conventional new construction in permit-issuing areas for this SMSA. Also, permits were sampled on a monthly basis and were divided equally among the 12 panels in which interviews were conducted. Due to this procedure, some of the permits issued in November 1975 through October 1976 were not interviewed because they were assigned to panels in which the interviewing had already been completed. In this SMSA, 6.2 percent of the permits sampled were not interviewed because of this procedure. This percentage does not include permits issued during the last 5 months of the survey. However, these permits issued during the last 5 months of the survey do not necessarily represent missed housing units since, due to the relatively short time span involved, it is possible that construction of these units was not completed at the time the survey was conducted and they were not eligible for interview. In addition to these deficiencies, new construction in special places that do not require building per-

mits, such as military bases, are also not adequately represented.

The Coverage Improvement Program also had certain deficiencies. It appears that the listing procedure used to find units missed in the 1970 census, units converted from nonresidential to residential, houses moved onto their present site, and mobile homes placed outside parks, was not very efficient for finding nonresidential conversions. Such conversions were primarily in business districts, whereas the listing procedure started from a residential unit.

Deficiencies also exist in ED's where area sampling methods are used. It had been assumed that all units located inside these ED's would be represented in the sample. However, it has been estimated that the 1976 AHS sample missed as much as 2 percent of all housing units in these ED's because they were not listed during the canvassing.

*Rounding errors.*—For errors associated with processing, the rounding of estimates introduces another source of error in the data, the severity of which depends on the statistic being measured. The effect of rounding is significant relative to the sampling error only for small percentages or small medians, when these figures are derived from relatively large bases (e.g., median number of persons per household). This means that confidence intervals formed from the standard errors given may be distorted and this should be taken into account when considering the results of the survey.

*Sampling errors for the AHS-SMSA sample.*—The particular sample used for this survey is one of a large number of possible samples of the same size that could have been selected using the same sample design. Even if the same schedules, instructions, and interviewers were used, estimates from each of the different samples would differ from each other. The deviation of a sample estimate from the average of all possible samples is defined as the sampling error. The standard error of a survey estimate attempts to provide a measure of this variation among the estimates from the possible samples and thus, is a measure of the precision

with which an estimate from a sample approximates the average result of all possible samples.

As calculated for this report, the standard error also partially measures the variance in the estimates due to response and interviewer errors (nonsampling errors), but it does not measure, as such, any systematic biases in the data. Therefore, the accuracy of the estimates depends on both the sampling and nonsampling error measured by the standard error, biases, and some additional nonsampling errors not measured by the standard error.

The sample estimate and its estimated standard error enable one to construct interval estimates in which the interval includes the average result of all possible samples with a known probability. For example, if all possible samples were selected, each of these surveyed under essentially the same general conditions, and an estimate and its estimated standard error were calculated from each sample, then:

1. Approximately 68 percent of the intervals from one standard error below the estimate to one standard error above the estimate would include the average result of all possible samples.
2. Approximately 90 percent of the intervals from 1.6 standard errors below the estimate to 1.6 standard errors above the estimate would include the average result of all possible samples.
3. Approximately 95 percent of the intervals from two standard errors below the estimate to two standard errors above the estimate would include the average result of all possible samples.

The average result of all possible samples either is or is not contained in any particular computed interval. However, for a particular sample, one can say with specified confidence that the average result of all possible samples is included in the constructed interval.

The figures presented in the following tables are approximations to the standard errors of various estimates shown in this report for this SMSA. In order to derive standard errors that would be applicable to a wide variety of items and also could

be prepared at a moderate cost, a number of approximations were required. As a result, the tables of standard errors provide an indication of the order of magnitude of the standard errors rather than precise standard errors for any specific items.

Table I presents the standard errors applicable to estimates of characteristics of the 1976 housing inventory as well as estimates of characteristics of the 1970-1976 lost units. Linear interpolation should be used to determine the standard errors for estimates not specifically shown in this table. The standard errors on the AHS estimates of the population in housing units shown in tables A-1, B-1, and C-1 of part A of this

**TABLE I. Standard Errors for Estimated Number of Housing Units in the 1976 Housing Inventory and for Estimated Number of 1970-1976 Lost Units for the Baltimore, Md., SMSA, for the Central City, and for the Balance of the SMSA.**

| Size of estimate | (68 chances out of 100) |                 |                     |
|------------------|-------------------------|-----------------|---------------------|
|                  | Standard error          |                 |                     |
|                  | SMSA                    | In central city | Not in central city |
| 0                | 190                     | 170             | 190                 |
| 100              | 190                     | 170             | 190                 |
| 200              | 190                     | 180             | 190                 |
| 500              | 310                     | 290             | 310                 |
| 700              | 360                     | 350             | 360                 |
| 1,000            | 430                     | 410             | 430                 |
| 2,500            | 690                     | 650             | 680                 |
| 5,000            | 970                     | 920             | 960                 |
| 10,000           | 1,370                   | 1,290           | 1,350               |
| 25,000           | 2,140                   | 1,990           | 2,120               |
| 50,000           | 2,990                   | 2,700           | 2,930               |
| 75,000           | 3,610                   | 3,170           | 3,520               |
| 100,000          | 4,100                   | 3,490           | 3,980               |
| 150,000          | 4,870                   | 3,830           | 4,650               |
| 200,000          | 5,440                   | 3,840           | 5,100               |
| 250,000          | 5,870                   | 3,510           | 5,380               |
| 300,000          | 6,190                   | —               | 5,520               |
| 400,000          | 6,550                   | —               | 5,420               |
| 500,000          | 6,590                   | —               | —                   |
| 600,000          | 6,310                   | —               | —                   |
| 700,000          | 5,670                   | —               | —                   |

report are 21,480 for the total SMSA, 14,200 for the central city of the SMSA, and 16,810 for the balance of the SMSA.

The reliability of an estimated percentage, computed by using sample data for both numerator and denominator, depends upon both the size of the percentage and the size of the total upon which the percentage is based. Estimated percentages are relatively more reliable than the corresponding estimates of the numerators of the percentages, particularly if the percentages are 50 percent or more.

Table II presents the standard errors of estimated percentages of the 1976 housing inventory as well as estimated percentages of the 1970-1976 lost units. Two-way interpolation should be used to determine standard errors for estimated percentages not specifically shown in table II.

Included in tables I and II are estimates of standard errors for estimates of zero and zero percent. These estimates of standard errors are considered as overestimates of the true standard errors and should be used primarily for construction of confidence intervals for characteristics when an estimate of zero is obtained.

For ratios,  $100(x/y)$ , where  $x$  is not a subclass of  $y$ , table II underestimates the standard error of the ratio when there is little or no correlation between  $x$  and  $y$ . For this type of ratio, a better approximation of the standard error may be obtained by letting the standard error of the ratio be approximately equal to:

$$100 \left( \frac{x}{y} \right) \sqrt{\left( \frac{\sigma_x}{x} \right)^2 + \left( \frac{\sigma_y}{y} \right)^2}$$

- where:  $x$  = the numerator of the ratio  
 $y$  = the denominator of the ratio  
 $\sigma_x$  = the standard error of the numerator  
 $\sigma_y$  = the standard error of the denominator

*Illustration of the use of the standard error tables.*—Table A-1 of part A of this report shows that in 1976 there were 413,200 owner-occupied housing units in

**TABLE II. Standard Errors for Estimated Percentages of Housing Units in the 1976 Housing Inventory and for Estimated Percentages of 1970-1976 Lost Units for the Baltimore, Md., SMSA, for the Central City, and for the Balance of the SMSA.**

(68 chances out of 100)

| Base of percentage | Estimated percentage <sup>1</sup> |         |         |          |          |      |
|--------------------|-----------------------------------|---------|---------|----------|----------|------|
|                    | 0 or 100                          | 1 or 99 | 5 or 95 | 10 or 90 | 25 or 75 | 50   |
| 100                | 65.4                              | 65.4    | 65.4    | 65.4     | 65.4     | 68.7 |
| 200                | 48.6                              | 48.6    | 48.6    | 48.6     | 48.6     | 48.6 |
| 500                | 27.4                              | 27.4    | 27.4    | 27.4     | 27.4     | 30.7 |
| 700                | 21.2                              | 21.2    | 21.2    | 21.2     | 22.5     | 26.0 |
| 1,000              | 15.9                              | 15.9    | 15.9    | 15.9     | 18.8     | 21.7 |
| 2,500              | 7.0                               | 7.0     | 7.0     | 8.2      | 11.9     | 13.7 |
| 5,000              | 3.6                               | 3.6     | 4.2     | 5.8      | 8.4      | 9.7  |
| 10,000             | 1.9                               | 1.9     | 3.0     | 4.1      | 5.9      | 6.9  |
| 25,000             | .7                                | .9      | 1.9     | 2.6      | 3.8      | 4.3  |
| 50,000             | .4                                | .6      | 1.3     | 1.8      | 2.7      | 3.1  |
| 75,000             | .3                                | .5      | 1.1     | 1.5      | 2.2      | 2.5  |
| 100,000            | .2                                | .4      | .9      | 1.3      | 1.9      | 2.2  |
| 150,000            | .13                               | .4      | .8      | 1.1      | 1.5      | 1.8  |
| 200,000            | .09                               | .3      | .7      | .9       | 1.3      | 1.5  |
| 250,000            | .08                               | .3      | .6      | .8       | 1.2      | 1.4  |
| 300,000            | .06                               | .2      | .5      | .8       | 1.1      | 1.3  |
| 400,000            | .05                               | .2      | .5      | .7       | .9       | 1.1  |
| 500,000            | .04                               | .2      | .4      | .6       | .8       | 1.0  |
| 600,000            | .03                               | .2      | .4      | .5       | .8       | .9   |
| 700,000            | .03                               | .2      | .4      | .5       | .7       | .8   |

<sup>1</sup> Standard errors are presented to the nearest one-tenth of one percentage point except when the standard error is less than fifteen-hundredths of one percentage point; in those cases, the standard error is shown to the nearest one-hundredth of one percentage point.

this SMSA. Interpolation in table I of this appendix shows that the standard error of an estimate of this size is approximately 6,560. The following interpolation procedure was used:

The information presented in the following table was extracted from table I. The entry for "x" is the one sought.

| Size of estimate | Standard error |
|------------------|----------------|
| 400,000          | 6,550          |
| 413,200          | x              |
| 500,000          | 6,590          |

The entry for x is determined by vertically interpolating between 6,550 and 6,590.

$$413,200 - 400,000 = 13,200$$

$$500,000 - 400,000 = 100,000$$

$$6,550 + \frac{13,200}{100,000} (6,590 - 6,550) = 6,560$$

Consequently, the 68-percent confidence interval, as shown by these data, is from 406,640 to 419,760 housing units. Therefore, a conclusion that the average estimate, derived from all possible samples, of 1976 owner-occupied housing units lies within a range computed in this way would be correct for roughly 68 percent of all possible samples. Similarly, we could conclude that the average estimate derived from all possible samples, lies within the interval from 402,700 to 423,700 housing units with 90 percent confidence; and that the average estimate lies within the interval from 400,080 to

426,320 housing units with 95 percent confidence.

Table A-1 of part A also shows that of the 413,200 owner-occupied housing units, 88,400, or 21.4 percent, had two bedrooms. Interpolation in table II of the appendix (i.e., interpolation on both the base and percent) shows that the standard error of the 21.4 percent is approximately 0.8 percentage points. The following interpolation procedure was used:

The information presented in the table below was extracted from table II. The entry for "p" is the one sought.

| Base of percentage | Estimated percentage |      |          |
|--------------------|----------------------|------|----------|
|                    | 10 or 90             | 21.4 | 25 or 75 |
| 400,000            | .7                   | a    | .9       |
| 413,200            |                      | p    |          |
| 500,000            | .6                   | b    | .8       |

1. The entry for cell "a" is determined by horizontal interpolation between 0.7 and 0.9.

$$21.4 - 10.0 = 11.4$$

$$25.0 - 10.0 = 15.0$$

$$0.7 + \frac{11.4}{15.0} (0.9 - 0.7) = .85$$

2. The entry for cell "b" is determined by horizontal interpolation between 0.6 and 0.8.

$$21.4 - 10.0 = 11.4$$

$$25.0 - 10.0 = 15.0$$

$$0.6 + \frac{11.4}{15.0} (0.8 - 0.6) = .75$$

3. The entry for "p" was then determined by vertical interpolation between .75 and .85.

$$413,200 - 400,000 = 13,200$$

$$500,000 - 400,000 = 100,000$$

$$.85 - \frac{13,200}{100,000} (.85 - .75) = 0.8$$



Consequently, the 68-percent confidence interval, as shown by these data, is from 20.6 to 22.2 percent; the 90-percent confidence interval is from 20.1 to 22.7 percent; and the 95-percent confidence interval is from 19.8 to 23.0 percent.

**Differences.**—The standard errors shown are not directly applicable to differences between two sample estimates. The standard error of a difference between estimates is approximately equal to the square root of the sum of the squares of the standard error of each estimate considered separately. This formula is quite accurate for the difference between estimates of the same characteristic in two different SMSA's or the difference between separate and uncorrelated characteristics in the same SMSA. However, if there is a high positive correlation between the two characteristics, the formula will overestimate the true standard error; but, if there is a high negative correlation, the formula will underestimate the true standard error.

**Illustration of the computation of the standard error of a difference.**—Table A-1 of part A of this report shows that in 1976 there were 232,500 owner-occupied units with three bedrooms in this SMSA. Thus, the apparent difference, as shown by these data, between owner-occupied units with two bedrooms and owner-occupied units with three bedrooms is 144,100. Table I shows the standard error of 88,400 is approximately 3,870 and the standard error of 232,500 is approximately 5,720. Therefore, the standard error of the estimated difference of 144,100 is about:

$$6,910 = \sqrt{(3,870)^2 + (5,720)^2}$$

Consequently, the 68-percent confidence interval for the 144,100 difference is from 137,190 to 151,010 housing units. Therefore, a conclusion that the average

estimate, derived from all possible samples, of this difference lies within a range computed in this way would be correct for roughly 68 percent of all possible samples. Similarly, the 90-percent confidence interval is from 133,040 to 155,160 housing units, and the 95-percent confidence interval is from 130,280 to 157,920. Thus, we can conclude with 95 percent confidence that the number of 1976 owner-occupied units with three bedrooms is greater than the number of owner-occupied units with two bedrooms since the 95-percent confidence interval does not include zero or negative values.

**Medians.**—For medians presented in certain tables, the sampling error depends on the size of the base and on the distribution upon which the median is based. An approximate method for measuring the reliability of the estimated median is to determine an interval about the estimated median so that there is a stated degree of confidence that the average median from all possible samples lies within the interval. The following procedure may be used to estimate confidence limits of a median based on sample data:

1. From table II determine the standard error of a 50-percent characteristic on the base of the median.
2. Add to and subtract from 50 percent, the standard error determined in step 1.
3. Using the distribution of the characteristic, read off the confidence interval corresponding to the two points established in step 2.

For about 68 out of 100 possible samples, the average median from all possible samples would lie between these two values.

A two-standard error confidence interval may be determined by finding the values corresponding to 50 percent plus and minus twice the standard error determined in step 1. For about 95 out of 100 possible samples, the average median

from all possible samples would lie between these two values.

**Illustration of the computation of the 95-percent confidence interval of a median.**—Table A-1 of part A of this report shows the median number of persons for owner-occupied housing units is 3.0. The base of the distribution from which this median was determined is 413,200 housing units.

1. Interpolation in table II shows that the standard error of 50 percent on a base of 413,200 is approximately 1.1 percentage points.
2. To obtain a 95-percent confidence interval on the estimated median, initially add to and subtract from 50 percent twice the standard error determined in step 1. This yields percentage limits of 47.8 and 52.2.
3. From table A-1 of part A, it can be seen by cumulating the frequencies for the first two categories that 166,000 owner-occupied housing units, or 40.2 percent, had one or two persons (for purposes of calculating the median, the category of two persons is considered to be from 1.5 to 2.5 persons) and that an additional 83,600 owner-occupied housing units, or 20.2 percent, had three persons (i.e., 2.5 to 3.5 persons).

By linear interpolation, the lower limit of the 95-percent confidence interval is found to be about:

$$2.5 + (3.5 - 2.5) \left( \frac{47.8 - 40.2}{20.2} \right) = 2.9$$

Similarly, the upper limit of the 95-percent confidence interval is found to be about:

$$2.5 + (3.5 - 2.5) \left( \frac{52.2 - 40.2}{20.2} \right) = 3.1$$

Thus, the 95-percent confidence interval ranges from 2.9 to 3.1 persons.

# Table Finding Guide, Part A

## Subjects by Type of Area and Table Number

This guide lists all subjects covered in this part but does not indicate all cross-classifications; for example, by owner- and renter-occupied units (tenure).

In the tables, the prefix letter "A" indicates data for the total SMSA, prefix letter "B" indicates data for inside central cities, and prefix letter "C" indicates data for not inside central cities.

| Subject   | All housing units<br>(1976 and 1970) | New construction units<br>(1976) | Units removed from<br>the inventory (1970) | Units occupied by households with—      |  |
|---|--------------------------------------|----------------------------------|--|---|--|
|   |                                      |                                  |  | Black household<br>head (1976 and 1970) | Spanish-origin head<br>(1976 and 1970) |
| All housing units . . . . .   | A-1,B-1,C-1                          | A-3,B-3,C-3                      | A-4,B-4,C-4                                | —                                       | —                                      |
| <b>OCCUPANCY AND VACANCY CHARACTERISTICS</b>                          |                                      |                                  |  |   |  |
| Occupied housing units . . . . .                                      | } A-1,B-1,C-1                        | A-3,B-3,C-3                      | A-4,B-4,C-4                                | A-5,B-5,C-5                             | A-7,B-7,C-7                            |
| Tenure . . . . .  |                                      |                                  |  |   |  |
| Race . . . . .  |                                      |                                  |  |   |  |
| Year head moved into unit . . . . .                                   | A-1,B-1,C-1                          | A-3,B-3,C-3                      | A-4,B-4,C-4                                | —                                       | —                                      |
| Vacant housing units . . . . .  | } A-1,B-1,C-1                        | A-3,B-3,C-3                      | A-4,B-4,C-4                                | A-5,B-5,C-5                             | A-7,B-7,C-7                            |
| Vacancy status . . . . .  |                                      |                                  |  |   |  |
| Homeowner vacancy rate . . . . .                                      |                                      |                                  |  |   |  |
| Rental vacancy rate . . . . .   | A-1,B-1,C-1                          | —                                | —  | —                                       | —                                      |
| <b>UTILIZATION CHARACTERISTICS</b>                                    |                                      |                                  |  |   |  |
| Persons . . . . .   | } A-1,B-1,C-1                        | A-3,B-3,C-3                      | A-4,B-4,C-4                                | A-5,B-5,C-5                             | A-7,B-7,C-7                            |
| Rooms . . . . .   |                                      |                                  |  |   |  |
| Persons per room . . . . .  |                                      |                                  |  |   |  |
| Bedrooms . . . . .  | A-1,B-1,C-1                          | A-3,B-3,C-3                      | —  | A-5,B-5,C-5                             | A-7,B-7,C-7                            |
| <b>STRUCTURAL AND PLUMBING CHARACTERISTICS</b>                        |                                      |                                  |  |   |  |
| Complete kitchen facilities . . . . .                                 | A-1,B-1,C-1                          | —                                | A-4,B-4,C-4                                | A-5,B-5,C-5                             | A-7,B-7,C-7                            |
| Basement . . . . .  | A-1,B-1,C-1                          | A-3,B-3,C-3                      | —  | A-5,B-5,C-5                             | A-7,B-7,C-7                            |
| Year structure built . . . . .  | A-1,B-1,C-1                          | —                                | —  | A-5,B-5,C-5                             | A-7,B-7,C-7                            |
| Units in structure . . . . .  | A-1,B-1,C-1                          | A-3,B-3,C-3                      | A-4,B-4,C-4                                | A-5,B-5,C-5                             | A-7,B-7,C-7                            |
| Elevator in structure . . . . .                                       | A-1,B-1,C-1                          | A-3,B-3,C-3                      | —  | A-5,B-5,C-5                             | A-7,B-7,C-7                            |
| Storm windows or other protective window covering . . . . .           | } A-1*,B-1*,C-1*                     | —                                | —  | A-5*,B-5*,C-5*                          | A-7*,B-7*,C-7*                         |
| Storm doors . . . . .   |                                      |                                  |  |   |  |
| Attic or roof insulation . . . . .                                    |                                      |                                  |  |   |  |
| Plumbing facilities . . . . .   | } A-1,B-1,C-1                        | A-3,B-3,C-3                      | A-4,B-4,C-4                                | A-5,B-5,C-5                             | A-7,B-7,C-7                            |
| Complete bathrooms . . . . .  |                                      |                                  |  |   |  |
| Source of water . . . . .   |                                      |                                  |  |   |  |
| Sewage disposal . . . . .   | A-1,B-1,C-1                          | A-3,B-3,C-3                      | —  | A-5,B-5,C-5                             | A-7,B-7,C-7                            |
| <b>EQUIPMENT AND FUELS</b>  |                                      |                                  |  |   |  |
| Telephone available . . . . .   | A-1,B-1,C-1                          | —                                | —  | A-5,B-5,C-5                             | A-7,B-7,C-7                            |
| Heating equipment . . . . .   | } A-1,B-1,C-1                        | A-3,B-3,C-3                      | —  | A-5,B-5,C-5                             | A-7,B-7,C-7                            |
| Air conditioning . . . . .  |                                      |                                  |  |   |  |
| Automobiles and trucks available . . . . .                            |                                      |                                  |  |   |  |
| Fuels used for house heating and cooking . . . . .                    | A-1,B-1,C-1                          | A-3,B-3,C-3                      | —  | A-5,B-5,C-5                             | A-7,B-7,C-7                            |
| Owned second home . . . . .   | —                                    | —                                | —  | —                                       | —                                      |
| <b>FINANCIAL CHARACTERISTICS</b>                                      |                                      |                                  |  |   |  |
| Value . . . . .   | A-2,B-2,C-2                          | A-3,B-3,C-3                      | A-4,B-4,C-4                                | A-6,B-6,C-6                             | A-8,B-8,C-8                            |
| Value-income ratio . . . . .  | A-2,B-2,C-2                          | A-3,B-3,C-3                      | —  | A-6,B-6,C-6                             | A-8,B-8,C-8                            |
| Mortgage insurance . . . . .  | } A-2*,B-2*,C-2*                     | A-3,B-3,C-3                      | —  | A-6*,B-6*,C-6*                          | A-8*,B-8*,C-8*                         |
| Real estate taxes last year . . . . .                                 |                                      |                                  |  |   |  |
| Selected monthly housing costs . . . . .                              |                                      |                                  |  |   |  |
| Selected monthly housing costs as percentage of income . . . . .      | } A-2*,B-2*,C-2*                     | —                                | —  | A-6*,B-6*,C-6*                          | A-8*,B-8*,C-8*                         |
| Acquisition of property . . . . .                                     |                                      |                                  |  |   |  |
| Alterations and repairs during last 12 months . . . . .               |                                      |                                  |  |   |  |
| Plans for improvements during next 12 months . . . . .                | } A-2*,B-2*,C-2*                     | A-3,B-3,C-3                      | A-4,B-4,C-4                                | A-6,B-6,C-6                             | A-8,B-8,C-8                            |
| Contract rent . . . . .   |                                      |                                  |  |   |  |
| Gross rent . . . . .  |                                      |                                  |  |   |  |
| Gross rent in nonsubsidized housing . . . . .                         | A-2,B-2,C-2                          | A-3,B-3,C-3                      | —  | A-6,B-6,C-6                             | A-8,B-8,C-8                            |
| Gross rent as percentage of income . . . . .                          | A-2,B-2,C-2                          | A-3,B-3,C-3                      | —  | A-6,B-6,C-6                             | A-8,B-8,C-8                            |
| Gross rent in nonsubsidized housing as percentage of income . . . . . | A-2,B-2,C-2                          | —                                | —  | A-6,B-6,C-6                             | A-8,B-8,C-8                            |

\*1970 data are not available.

TABLE FINDING GUIDE, PART A—Continued

| Subject   | All housing units<br>(1976 and 1970) | New construction units<br>(1976) | Units removed from<br>the inventory (1970) | Units occupied by households with—      |  |
|---|--------------------------------------|----------------------------------|--|---|--|
|   |                                      |                                  |  | Black household<br>head (1976 and 1970) | Spanish-origin head<br>(1976 and 1970) |
| <b>HOUSEHOLD CHARACTERISTICS</b>                                |                                      |                                  |  |   |  |
| Household composition by age of<br>head . . . . .               | A-1,B-1,C-1                          | A-3,B-3,C-3                      | A-4,B-4,C-4                                | A-5,B-5,C-5                             | A-7,B-7,C-7                            |
| Presence of subfamilies . . . . .                               | A-1*,B-1*,C-1*                       | —                                | —  | A-5*,B-5*,C-5*                          | A-7*,B-7*,C-7*                         |
| Persons 65 years old and over . . . . .                         | A-1,B-1,C-1                          | —                                | —  | A-5,B-5,C-5                             | A-7,B-7,C-7                            |
| Own children under 18 years old<br>by age group . . . . .       | A-1,B-1,C-1                          | A-3,B-3,C-3                      | —  | A-5,B-5,C-5                             | A-7,B-7,C-7                            |
| Presence of other relatives or<br>nonrelatives . . . . .        | A-1*,B-1*,C-1*                       | —                                | —  | A-5*,B-5*,C-5*                          | A-7*,B-7*,C-7*                         |
| Years of school completed by head . . . . .                     | A-1,B-1,C-1                          | A-3,B-3,C-3                      | —  | A-5,B-5,C-5                             | A-7,B-7,C-7                            |
| Head's principal means of trans-<br>portation to work . . . . . | } A-1*,B-1*,C-1*                     | —                                | —  | A-5*,B-5*,C-5*                          | A-7*,B-7*,C-7*                         |
| Distance from home to work . . . . .                            |                                      | —                                | —  | —                                       | —                                      |
| Travel time from home to work . . . . .                         | } A-2,B-2,C-2                        | —                                | —  | A-6,B-6,C-6                             | A-8,B-8,C-8                            |
| Income . . . . .  |                                      | A-3,B-3,C-3                      | —  | —                                       | —                                      |

\*1970 data are not available.

# Table Finding Guide, Part B

## Subjects by Type of Area and Table Number

This guide lists all subjects covered in this part but does not indicate all cross-classifications; for example, by owner- and renter-occupied units (tenure).

In the tables, the prefix letter "A" indicates data for the total SMSA, prefix letter "B" indicates data for inside central cities, and prefix letter "C" indicates data for not inside central cities.

| Subject  | All housing units   | Units occupied by households with—  |  |
|--|---|---|--|
|  |   | Black household head  | Spanish-origin head  |
| <b>OCCUPANCY AND UTILIZATION CHARACTERISTICS</b><br>Duration of occupancy . . . . .<br>Bedrooms . . . . .  | } A-1,B-1,C-1   | A-5,B-5,C-5   | A-9,B-9,C-9  |
| <b>SELECTED CHARACTERISTICS OF OCCUPIED UNITS</b><br>Complete kitchen facilities . . . . .<br>Condition of kitchen facilities . . . . .<br>Basement . . . . .<br>Stories between main and apartment entrances . . . . .<br>Roof . . . . .<br>Interior ceilings and walls . . . . .<br>Interior floors . . . . .<br>Structural deficiencies and wish to move . . . . .<br>Overall opinion of structure . . . . .<br>Common stairways . . . . .<br>Light fixtures in public halls . . . . .<br>Electric wiring . . . . .<br>Electric wall outlets . . . . .<br>Electric fuse blowouts . . . . .<br>Plumbing facilities . . . . .<br>Water supply . . . . .<br>Sewage disposal . . . . .<br>Flush toilet . . . . .<br>Heating equipment . . . . .<br>Insufficient heat . . . . .<br>Garbage collection service . . . . .<br>Exterminator service . . . . .<br>Neighborhood conditions . . . . .<br>Neighborhood conditions and wish to move . . . . .<br>Neighborhood services . . . . .<br>Neighborhood services and wish to move . . . . .<br>Overall opinion of neighborhood . . . . . | } A-1,B-1,C-1<br><br>A-2,B-2,C-2<br><br>A-3,B-3,C-3<br><br>A-1,B-1,C-1<br><br>A-4,B-4,C-4 | A-5,B-5,C-5<br><br>A-6,B-6,C-6<br><br>A-7,B-7,C-7<br><br>A-5,B-5,C-5<br><br>A-8,B-8,C-8 | A-9,B-9,C-9<br><br>A-10,B-10,C-10<br><br>A-11,B-11,C-11<br><br>A-9,B-9,C-9<br><br>A-12,B-12,C-12 |
| <b>VACANCY CHARACTERISTICS</b><br>Vacant housing units . . . . .<br>Duration of vacancy . . . . .  | } A-13,B-13,C-13  | —   | —  |
| <b>SELECTED CHARACTERISTICS OF VACANT UNITS</b><br>Owner or manager on property . . . . .<br>Rooms . . . . .<br>Bedrooms . . . . .<br>Basement . . . . .<br>Year structure built . . . . .<br>Units in structure . . . . .<br>Elevator in structure . . . . .<br>Stories between main and apartment entrances . . . . .<br>Complete bathrooms . . . . .<br>Heating equipment . . . . .<br>Selected facilities and equipment . . . . .<br>Selected deficiencies . . . . .<br>Sales price asked . . . . .<br>Garage or carport on property . . . . .<br>Rent asked . . . . .<br>Public, private, or subsidized housing . . . . .   | } A-13,B-13,C-13  | —   | —  |

# Table Finding Guide, Part C

## Subjects by Type of Area and Table Number

This guide lists all subjects covered in this part but does not indicate all cross-classifications; for example, by owner- and renter-occupied units (tenure).

In the tables, the prefix letter "A" indicates data for the total SMSA, prefix letter "B" indicates data for inside central cities, and prefix letter "C" indicates data for not inside central cities.

| Subject   | All occupied housing units |                 |                 | Units occupied by households with— |                 |                 |                     |                 |                 |
|---|----------------------------|-----------------|-----------------|------------------------------------|-----------------|-----------------|---------------------|-----------------|-----------------|
|   |                            |                 |                 | Black household head               |                 |                 | Spanish-origin head |                 |                 |
|   | Income                     | Value           | Gross rent      | Income                             | Value           | Gross rent      | Income              | Value           | Gross rent      |
| <b>OCCUPANCY AND UTILIZATION CHARACTERISTICS</b>                            |                            |                 |                 |                                    |                 |                 |                     |                 |                 |
| Year head moved into unit . . . . .   | A-1,B-1,<br>C-1            | A-2,B-2,<br>C-2 | A-3,B-3,<br>C-3 | A-4,B-4,<br>C-4                    | A-5,B-5,<br>C-5 | A-6,B-6,<br>C-6 | A-7,B-7,<br>C-7     | A-8,B-8,<br>C-8 | A-9,B-9,<br>C-9 |
| Owner or manager on property . . . . .                                      | —                          | —               | A-3,B-3,<br>C-3 | —                                  | —               | A-6,B-6,<br>C-6 | —                   | —               | A-9,B-9,<br>C-9 |
| Persons . . . . .   | A-1,B-1,<br>C-1            | A-2,B-2,<br>C-2 | A-3,B-3,<br>C-3 | A-4,B-4,<br>C-4                    | A-5,B-5,<br>C-5 | A-6,B-6,<br>C-6 | A-7,B-7,<br>C-7     | A-8,B-8,<br>C-8 | A-9,B-9,<br>C-9 |
| Rooms . . . . .   |                            |                 |                 |                                    |                 |                 |                     |                 |                 |
| Persons per room . . . . .  |                            |                 |                 |                                    |                 |                 |                     |                 |                 |
| Bedrooms . . . . .  |                            |                 |                 |                                    |                 |                 |                     |                 |                 |
| <b>STRUCTURAL CHARACTERISTICS</b>   |                            |                 |                 |                                    |                 |                 |                     |                 |                 |
| Complete kitchen facilities . . . . .                                       | A-1,B-1,<br>C-1            | A-2,B-2,<br>B-3 | A-3,B-3,<br>C-3 | A-4,B-4,<br>C-4                    | A-5,B-5,<br>C-5 | A-6,B-6,<br>C-6 | A-7,B-7,<br>C-7     | A-8,B-8,<br>C-8 | A-9,B-9,<br>C-9 |
| Basement . . . . .  |                            |                 |                 |                                    |                 |                 |                     |                 |                 |
| Year structure built . . . . .  | A-1,B-1,<br>C-1            | —               | A-3,B-3,<br>C-3 | A-4,B-4,<br>C-4                    | —               | A-6,B-6,<br>C-6 | A-7,B-7,<br>C-7     | —               | A-9,B-9,<br>C-9 |
| Units in structure . . . . .  |                            |                 |                 |                                    |                 |                 |                     |                 |                 |
| Elevator in structure . . . . .   |                            |                 |                 |                                    |                 |                 |                     |                 |                 |
| <b>PLUMBING CHARACTERISTICS, EQUIPMENT, FUELS, AND SERVICES</b>             |                            |                 |                 |                                    |                 |                 |                     |                 |                 |
| Plumbing facilities by persons per room . . . . .                           | A-1,B-1,<br>C-1            | A-2,B-2,<br>C-2 | A-3,B-3,<br>C-3 | A-4,B-4,<br>C-4                    | A-5,B-5,<br>C-5 | A-6,B-6,<br>C-6 | A-7,B-7,<br>C-7     | A-8,B-8,<br>C-8 | A-9,B-9,<br>C-9 |
| Complete bathrooms . . . . .  |                            |                 |                 |                                    |                 |                 |                     |                 |                 |
| Source of water . . . . .   |                            |                 |                 |                                    |                 |                 |                     |                 |                 |
| Sewage disposal . . . . .   |                            |                 |                 |                                    |                 |                 |                     |                 |                 |
| Heating equipment . . . . .   | A-1,B-1,<br>C-1            | A-2,B-2,<br>C-2 | A-3,B-3,<br>C-3 | A-4,B-4,<br>C-4                    | A-5,B-5,<br>C-5 | A-6,B-6,<br>C-6 | A-7,B-7,<br>C-7     | A-8,B-8,<br>C-8 | A-9,B-9,<br>C-9 |
| Breakdowns or failures in:  |                            |                 |                 |                                    |                 |                 |                     |                 |                 |
| Flush toilet . . . . .  |                            |                 |                 |                                    |                 |                 |                     |                 |                 |
| Water supply . . . . .  |                            |                 |                 |                                    |                 |                 |                     |                 |                 |
| Sewage disposal . . . . .   | A-1,B-1,<br>C-1            | A-2,B-2,<br>C-2 | A-3,B-3,<br>C-3 | A-4,B-4,<br>C-4                    | A-5,B-5,<br>C-5 | A-6,B-6,<br>C-6 | A-7,B-7,<br>C-7     | A-8,B-8,<br>C-8 | A-9,B-9,<br>C-9 |
| Heating equipment . . . . .   |                            |                 |                 |                                    |                 |                 |                     |                 |                 |
| Air conditioning . . . . .  |                            |                 |                 |                                    |                 |                 |                     |                 |                 |
| Automobiles available . . . . .   |                            |                 |                 |                                    |                 |                 |                     |                 |                 |
| Trucks available . . . . .  | A-1,B-1,<br>C-1            | A-2,B-2,<br>C-2 | A-3,B-3,<br>C-3 | —                                  | A-5,B-5,<br>C-5 | A-6,B-6,<br>C-6 | —                   | A-8,B-8,<br>C-8 | A-9,B-9,<br>C-9 |
| Fuels used for house heating and cooking . . . . .                          |                            |                 |                 |                                    |                 |                 |                     |                 |                 |
| Owned second home . . . . .   | A-1,B-1,<br>C-1            | A-2,B-2,<br>C-2 | A-3,B-3,<br>C-3 | A-4,B-4,<br>C-4                    | A-5,B-5,<br>C-5 | A-6,B-6,<br>C-6 | A-7,B-7,<br>C-7     | A-8,B-8,<br>C-8 | A-9,B-9,<br>C-9 |
| Units reporting payments for garbage and trash collection service . . . . . | —                          | —               | A-3,B-3,<br>C-3 | —                                  | —               | A-6,B-6,<br>C-6 | —                   | —               | A-9,B-9,<br>C-9 |
| <b>FINANCIAL CHARACTERISTICS</b>  |                            |                 |                 |                                    |                 |                 |                     |                 |                 |
| Value . . . . .   | A-1,B-1,<br>C-1            | —               | —               | A-4,B-4,<br>C-4                    | —               | —               | A-7,B-7,<br>C-7     | —               | —               |
| Value-income ratio . . . . .  |                            |                 |                 |                                    |                 |                 |                     |                 |                 |
| Gross rent . . . . .  | A-1,B-1,<br>C-1            | —               | A-3,B-3,<br>C-3 | A-4,B-4,<br>C-4                    | —               | A-6,B-6,<br>C-6 | A-7,B-7,<br>C-7     | —               | A-9,B-9,<br>C-9 |
| Gross rent as percentage of income . . . . .                                |                            |                 |                 |                                    |                 |                 |                     |                 |                 |
| Mortgage status . . . . .   | A-1,B-1,<br>C-1            | A-2,B-2,<br>C-2 | —               | A-4,B-4,<br>C-4                    | A-5,B-5,<br>C-5 | —               | A-7,B-7,<br>C-7     | A-8,B-8,<br>C-8 | —               |
| Mortgage insurance . . . . .  | —                          | A-2,B-2,<br>C-2 | —               | —                                  | A-5,B-5,<br>C-5 | —               | —                   | A-8,B-8,<br>C-8 | —               |
| Real estate taxes last year . . . . .                                       | A-1,B-1,<br>C-1            | A-2,B-2,<br>C-2 | —               | A-4,B-4,<br>C-4                    | A-5,B-5,<br>C-5 | —               | A-7,B-7,<br>C-7     | A-8,B-8,<br>C-8 | —               |
| Selected monthly housing costs . . . . .                                    |                            |                 |                 |                                    |                 |                 |                     |                 |                 |
| Selected monthly housing costs as percentage of income . . . . .            |                            |                 |                 |                                    |                 |                 |                     |                 |                 |
| Acquisition of property . . . . .   |                            |                 |                 |                                    |                 |                 |                     |                 |                 |
| Alterations and repairs during last 12 months . . . . .                     | —                          | A-2,B-2,<br>C-2 | —               | —                                  | A-5,B-5,<br>C-5 | —               | —                   | A-8,B-8,<br>C-8 | —               |
| Plans for improvements during next 12 months . . . . .                      | A-1,B-1,<br>C-1            | —               | —               | —                                  | —               | —               | —                   | —               | —               |
| Garage or carport on property . . . . .                                     |                            |                 |                 |                                    |                 |                 |                     |                 |                 |

TABLE FINDING GUIDE, PART C—Continued

| Subject  | All occupied housing units |                 |                 | Units occupied by households with— |                 |                 |                     |                 |                 |                 |
|--|----------------------------|-----------------|-----------------|------------------------------------|-----------------|-----------------|---------------------|-----------------|-----------------|-----------------|
|  |                            |                 |                 | Black household head               |                 |                 | Spanish-origin head |                 |                 |                 |
|  | Income                     | Value           | Gross rent      | Income                             | Value           | Gross rent      | Income              | Value           | Gross rent      |                 |
| <b>FINANCIAL CHARACTERISTICS—Con.</b>                  |                            |                 |                 |                                    |                 |                 |                     |                 |                 |                 |
| Inclusion in rent of:                                  |                            |                 |                 |                                    |                 |                 |                     |                 |                 |                 |
| Parking facilities . . . . .                           | }                          | —               | —               | A-3,B-3,<br>C-3                    | —               | —               | A-6,B-6,<br>C-6     | —               | —               | A-9,B-9,<br>C-9 |
| Garbage and trash collection . . . . .                 |                            |                 |                 |                                    |                 |                 |                     |                 |                 |                 |
| Furniture . . . . .                                    |                            |                 |                 |                                    |                 |                 |                     |                 |                 |                 |
| Public, private, or subsidized housing . . . . .       | A-1,B-1,<br>C-1            | —               | A-3,B-3,<br>C-3 | A-4,B-4,<br>C-4                    | —               | A-6,B-6,<br>C-6 | A-7,B-7,<br>C-7     | —               | A-9,B-9,<br>C-9 |                 |
| <b>HOUSEHOLD CHARACTERISTICS</b>                       |                            |                 |                 |                                    |                 |                 |                     |                 |                 |                 |
| Household composition by age of head . . . . .         | }                          |                 |                 |                                    |                 |                 |                     |                 |                 |                 |
| Own children under 18 years old by age group . . . . . |                            |                 |                 |                                    |                 |                 |                     |                 |                 |                 |
| Units with:  |                            | A-1,B-1,<br>C-1 | A-2,B-2,<br>C-2 | A-3,B-3,<br>C-3                    | A-4,B-4,<br>C-4 | A-5,B-5,<br>C-5 | A-6,B-6,<br>C-6     | A-7,B-7,<br>C-7 | A-8,B-8,<br>C-8 | A-9,B-9,<br>C-9 |
| Subfamilies . . . . .                                  |                            |                 |                 |                                    |                 |                 |                     |                 |                 |                 |
| Nonrelatives . . . . .                                 |                            |                 |                 |                                    |                 |                 |                     |                 |                 |                 |
| Years of school completed by head . . . . .            |                            |                 |                 |                                    |                 |                 |                     |                 |                 |                 |
| Income . . . . .                                       | —                          | A-1,B-1,<br>C-1 | A-1,B-1,<br>C-1 | —                                  | A-4,B-4,<br>C-4 | A-4,B-4,<br>C-4 | —                   | A-7,B-7,<br>C-7 | A-7,B-7,<br>C-7 |                 |

# Table Finding Guide, Part D

## Subjects by Type of Area and Table Number

This guide lists all subjects covered in this part but does not indicate all cross-classifications; for example, by owner- and renter-occupied units (tenure).

In contrast to parts A, B, C, and F, data in part D appear on the same table for the total SMSA, in central cities, and not in central cities.

| Subject   | All occupied housing units  | Units occupied by households with Black household head                          | Units occupied by households with Spanish-origin head                           |
|---|---|---|---|
| <p><b>CHARACTERISTICS OF ALL OCCUPIED AND RECENT MOVER UNITS</b></p> <p>Occupancy, Utilization and Structural Characteristics</p> <p>Occupied housing units . . . . .</p> <p>Tenure . . . . .</p> <p>Year head moved into unit . . . . .</p> <p>Main reason for move into present unit . . . . .</p> <p>Persons . . . . .</p> <p>Rooms . . . . .</p> <p>Persons per room . . . . .</p> <p>Bedrooms . . . . .</p> <p>Basement . . . . .</p> <p>Year structure built . . . . .</p> <p>Units in structure . . . . .</p> <p>Parking facilities . . . . .</p> <p>Plumbing Characteristics, Equipment, and Services</p> <p>Plumbing facilities . . . . .</p> <p>Complete bathrooms . . . . .</p> <p>Sewage disposal . . . . .</p> <p>Air conditioning . . . . .</p> <p>Automobiles and trucks available . . . . .</p> <p>Garbage and trash collection service . . . . .</p> <p>Financial Characteristics</p> <p>Value . . . . .</p> <p>Garage or carport on property, median . . . . .</p> <p>Mortgage insurance . . . . .</p> <p>Gross rent . . . . .</p> <p>Public, private, or subsidized housing . . . . .</p> <p>Household Characteristics</p> <p>Household composition by age of head . . . . .</p> <p>Own children under 18 years old by age group . . . . .</p> <p>Income . . . . .</p> | <p>1</p>  | <p>10</p>   | <p>19</p>   |
| <p><b>CROSS-TABULATIONS OF PREVIOUS UNIT BY PRESENT UNIT FOR RECENT MOVERS</b></p> <p>Tenure and location . . . . .</p> <p>Units in structure . . . . .</p> <p>Age of head and presence of persons 65 years old and over . . . . .</p> <p>Bedrooms . . . . .</p> <p>Plumbing facilities . . . . .</p> <p>Persons per room . . . . .</p> <p>Value . . . . .</p> <p>Gross rent . . . . .</p>  | <p>2</p> <p>3</p> <p>4</p> <p>5</p> <p>6</p> <p>7</p> <p>8</p> <p>9</p> | <p>11</p> <p>12</p> <p>13</p> <p>14</p> <p>15</p> <p>16</p> <p>17</p> <p>18</p> | <p>20</p> <p>21</p> <p>22</p> <p>23</p> <p>24</p> <p>25</p> <p>26</p> <p>27</p> |

# Table Finding Guide, Part F

## Cross-Classifications of Subjects by Type of Area and Table Number

This guide lists all subjects covered in this part but does not indicate all cross-classifications, for example, by owner- and renter-occupied units (tenure).

In the tables, the prefix letter "A" indicates data for the total SMSA, prefix letter "B" indicates data for inside central cities, and prefix letter "C" indicates data for not inside central cities.

| Subject   | Income                     |                                     |                      | Value                      |                                     |                      | Gross rent                 |                                     |                      |
|---|----------------------------|-------------------------------------|----------------------|----------------------------|-------------------------------------|----------------------|----------------------------|-------------------------------------|----------------------|
|   | All occupied housing units | Units occupied by households with-- |                      | All occupied housing units | Units occupied by households with-- |                      | All occupied housing units | Units occupied by households with-- |                      |
|   |                            | Black house- hold head              | Spanish- origin head |                            | Black house- hold head              | Spanish- origin head |                            | Black house- hold head              | Spanish- origin head |
| <b>OCCUPANCY AND UTILIZATION CHARACTERISTICS</b>  |                            |                                     |                      |                            |                                     |                      |                            |                                     |                      |
| Duration of occupancy                             | A-1,B-1,C-1                | A-13,B-13,C-13                      | A-25,B-25,C-25       | A-5,B-5,C-5                | A-17,B-17,C-17                      | A-29,B-29,C-29       | A-9,B-9,C-9                | A-21,B-21,C-21                      | A-33,B-33,C-33       |
| Bedrooms  |                            |                                     |                      |                            |                                     |                      |                            |                                     |                      |
| <b>SELECTED CHARACTERISTICS OF OCCUPIED UNITS</b> |                            |                                     |                      |                            |                                     |                      |                            |                                     |                      |
| Complete kitchen facilities                       | A-1,B-1,C-1                | A-13,B-13,C-13                      | A-25,B-25,C-25       | A-5,B-5,C-5                | A-17,B-17,C-17                      | A-29,B-29,C-29       | A-9,B-9,C-9                | A-21,B-21,C-21                      | A-33,B-33,C-33       |
| Condition of kitchen facilities                   | A-2,B-2,C-2                | A-14,B-14,C-14                      | A-26,B-26,C-26       | A-6,B-6,C-6                | A-18,B-18,C-18                      | A-30,B-30,C-30       | A-10,B-10,C-10             | A-22,B-22,C-22                      | A-34,B-34,C-34       |
| Basement  | A-2,B-2,C-2                | A-14,B-14,C-14                      | A-26,B-26,C-26       | A-6,B-6,C-6                | A-18,B-18,C-18                      | A-30,B-30,C-30       | A-10,B-10,C-10             | A-22,B-22,C-22                      | A-34,B-34,C-34       |
| Stories between main and apartment entrances      | A-2,B-2,C-2                | A-14,B-14,C-14                      | A-26,B-26,C-26       | A-6,B-6,C-6                | A-18,B-18,C-18                      | A-30,B-30,C-30       | A-10,B-10,C-10             | A-22,B-22,C-22                      | A-34,B-34,C-34       |
| Roof  |                            |                                     |                      |                            |                                     |                      |                            |                                     |                      |
| Interior ceilings and walls                       | A-2,B-2,C-2                | A-14,B-14,C-14                      | A-26,B-26,C-26       | A-6,B-6,C-6                | A-18,B-18,C-18                      | A-30,B-30,C-30       | A-10,B-10,C-10             | A-22,B-22,C-22                      | A-34,B-34,C-34       |
| Interior floors                                   |                            |                                     |                      |                            |                                     |                      |                            |                                     |                      |
| Selected structural deficiencies and wish to move | A-2,B-2,C-2                | A-14,B-14,C-14                      | A-26,B-26,C-26       | A-6,B-6,C-6                | A-18,B-18,C-18                      | A-30,B-30,C-30       | A-10,B-10,C-10             | A-22,B-22,C-22                      | A-34,B-34,C-34       |
| Overall opinion of structure                      |                            |                                     |                      |                            |                                     |                      |                            |                                     |                      |
| Common stairways                                  | A-2,B-2,C-2                | A-14,B-14,C-14                      | A-26,B-26,C-26       | A-6,B-6,C-6                | A-18,B-18,C-18                      | A-30,B-30,C-30       | A-10,B-10,C-10             | A-22,B-22,C-22                      | A-34,B-34,C-34       |
| Light fixtures in public halls                    | A-2,B-2,C-2                | A-14,B-14,C-14                      | A-26,B-26,C-26       | A-6,B-6,C-6                | A-18,B-18,C-18                      | A-30,B-30,C-30       | A-10,B-10,C-10             | A-22,B-22,C-22                      | A-34,B-34,C-34       |
| Electric wiring                                   | A-2,B-2,C-2                | A-14,B-14,C-14                      | A-26,B-26,C-26       | A-6,B-6,C-6                | A-18,B-18,C-18                      | A-30,B-30,C-30       | A-10,B-10,C-10             | A-22,B-22,C-22                      | A-34,B-34,C-34       |
| Electric wall outlets                             |                            |                                     |                      |                            |                                     |                      |                            |                                     |                      |
| Electric fuse blowouts                            |                            |                                     |                      |                            |                                     |                      |                            |                                     |                      |
| Breakdowns or failures in:                        |                            |                                     |                      |                            |                                     |                      |                            |                                     |                      |
| Water supply                                      | A-3,B-3,C-3                | A-15,B-15,C-15                      | A-27,B-27,C-27       | A-7,B-7,C-6                | A-19,B-19,C-18                      | A-31,B-31,C-31       | A-11,B-11,C-11             | A-23,B-23,C-23                      | A-35,B-35,C-35       |
| Sewage disposal                                   |                            |                                     |                      |                            |                                     |                      |                            |                                     |                      |
| Flush toilet                                      |                            |                                     |                      |                            |                                     |                      |                            |                                     |                      |
| Heating equipment                                 |                            |                                     |                      |                            |                                     |                      |                            |                                     |                      |
| Insufficient heat                                 |                            |                                     |                      |                            |                                     |                      |                            |                                     |                      |
| Garbage collection service                        | A-1,B-1,C-1                | A-13,B-13,C-13                      | A-25,B-25,C-25       | A-5,B-5,C-5                | A-17,B-17,C-17                      | A-29,B-29,C-29       | A-9,B-9,C-9                | A-21,B-21,C-21                      | A-33,B-33,C-33       |
| Exterminator service                              |                            |                                     |                      |                            |                                     |                      |                            |                                     |                      |
| Neighborhood conditions and wish to move          | A-4,B-4,C-4                | A-16,B-16,C-16                      | A-28,B-28,C-28       | A-8,B-8,C-8                | A-20,B-20,C-20                      | A-32,B-32,C-32       | A-12,B-12,C-12             | A-24,B-24,C-24                      | A-36,B-36,C-36       |
| Neighborhood services                             |                            |                                     |                      |                            |                                     |                      |                            |                                     |                      |
| Neighborhood services and wish to move            |                            |                                     |                      |                            |                                     |                      |                            |                                     |                      |
| Overall opinion of neighborhood                   |                            |                                     |                      |                            |                                     |                      |                            |                                     |                      |