

Current Population Survey, November 1991 (Telephone Availability) Technical Documentation

D1-C91-NOVF-14-TECH

Note: This technical documentation was issued at the same time as the corresponding data file and does not necessarily reflect changes to the data file that may have been made later. The documentation is provided in "As Is" condition, and may contain omissions of pages or attachments. User Notes may or may not be included with the documentation.

We offer this as a service to our customers who have purchased the corresponding data file, but we do not in general offer technical support for past data files. Note that although the documentation may refer to data on tape, the U.S. Census Bureau no longer releases data on magnetic tape; customers purchasing data files previously released on tape would receive the files on CD-ROM. For information about this and other technical documentation, please contact the Customer Services Center at 301-763-INFO (4636).

Additionally, Census Bureau organization, telephone numbers, and staff cited in this technical documentation are not current. For updated information, see our Telephone Contacts site at <http://www.census.gov/contacts/www/contacts.html> or Staff Search at <http://www.census.gov/cgi-bin/main/email.cgi>.


To find information about Census Bureau products and programs, be sure to try our online "Question and Answer Center" where you can search our FAQs and submit a question if you can't find an answer. Look for the "Search FAQs" link at <http://ask.census.gov> on the Census Bureau home page.

This Technical Documentation was scanned in February 2006.

U.S. Census
Bureau
Marketing Services
Office

USCENSUSBUREAU
Helping You Make Informed Decisions

U.S. Department of
Commerce
Economic and Statistics
Administration
U.S. Census Bureau



Background Note for Users

The Current Population Survey (CPS) is a monthly household survey conducted by the U.S. Census Bureau for the U. S. Bureau of Labor Statistics, part of the Department of Labor. Each month the survey collects data on employment, days spent looking for work, hours working, reasons not looking for work, occupation, industry, and the like. These data are the main reason we use the CPS. Every CPS file has these "basic" monthly data.

In many months, however, the Census Bureau adds "supplements" to the basic data dealing with a variety of topics – fertility, food security, income, health, voting and registration, and many others. These supplements often become an important source of Census Bureau files and reports.

In the title of the file cited on the previous page, we cite the supplement name in parentheses. Users should keep in mind that the basic employment and income data are always included in a CPS file, along with the supplemental data.

The CPS files contain microdata. Microdata are household, family, and individual records showing how people responded to the questions asked in the survey. The March (ASEC) files are hierarchal in nature and contain all three records. Other CPS files are rectangular and contain all data in a person-based format.

Names, addresses, and other confidential information have been removed from the records; other precautions also have been taken to preserve the confidentiality of the records. By law the Census Bureau cannot disclose information that would identify the identification of a respondent. The microdata form allows users to access the records according to their own criteria and create the tabulations they need.

For more information on the CPS, go to the CPS web site:
<<http://www.bls.census.gov/cps/cpsmain.htm>>.

C

This file document:

Attachr

Attachr

Attachr

Attachr

Attachr

Attachr

Attachr

Attachr

Attachr

Attachr

Attachr

Attachr

Attachr

Questions about the
of the Census, Wa

Questions about a
Data Access and U
2074.

Questions about the
Bureau of the Cen

*Current Pop
readable data
Communicati
distributor], 1:*

Type of File

Microdata; unit of observat

Universe Description

The universe consists of all
in households. The probab
57,000 households.

Subject-Matter Description

Data are provided on labor
available on the employe
shown are personal charac
tationship, educational backg

Geographic Coverage

State of residence is uniqu
largest metropolitan areas
cities in multi-central city M
tions, indicators are provid
farm/nonfarm, and MSA/

Technical Description

File Structure: Rectangula

File Size: The file has 161

File Sort Sequence: State
ber.

Reference Materials

Current Population Survey,
Documentation contains th
questionnaire facsimile, cc
Additional copies are avai
Bureau of the Census, Wa

1. MSA's = Metropolitan Statistical Area
Areas.

Bureau of the Census. *T/*
of print). Describes in de
mates and sampling error
Depository Libraries. It i
Division, Bureau of the C
(paperprints)—\$33.] Mak

File Availability

Current Population Surve
either 6250 or 1600 bpi, A
compatible tape cartridge

Census Bureau Order Forms

*0003

PUBLICATIONS — *Use only if not in stock at the Government Printing Office (GPO).*

Please Type or Print. (Form is aligned for typewriter use.) Prices include regular domestic postage and handling. International customers please add 25%.

Qty.	Series number	Title	Price each	Total price
Total for publications				

 (Company or personal name) (Please type or print)

 (Additional address/attention line)

 (Street address)

 (City, State, ZIP Code)

 ()

 (Daytime phone including area code) (Date)

Please Choose Method of Payment:

- Check payable to **Superintendent of Documents**
Mail To: Bureau of the Census, DPD—Publications Unit, 1201 E. Tenth St., Jeffersonville, IN 47132
- GPO deposit account -
Mail To: Customer Services, Bureau of the Census, Washington, DC 20233-8300
 [or call 301-763-4100; fax 301-763-4794]

*0004


ELECTRONIC MEDIA, MICROFICHE, DOCUMENTATION, AND OTHER — *Use for computer tape (TAPE), computer tape cartridge (CART), technical documentation (TD), compact disc—read-only memory (CD-ROM), diskette (DISK), microfiche (FICHE), or paper reproductions — “blowbacks” (BB).*

Please Type or Print. (Form is aligned for typewriter use.) All prices include regular domestic postage and handling. International customers, please add 25%.

Charge your order. It's easy!



To fax your orders 301-763-4794



Qty.	Media (See abbrev. above)	Title	Price each	Total price
Total for products listed (minimum order: \$10)				

COMPUTER TAPE INSTRUCTIONS	Characteristics of 9-Track Tape Reels: <input type="checkbox"/> 6250 bpi, EBCDIC <input type="checkbox"/> 1600 bpi, EBCDIC <input type="checkbox"/> 6250 bpi, ASCII <input type="checkbox"/> 1600 bpi, ASCII Labeling: <input type="checkbox"/> Standard <input type="checkbox"/> Unlabeled Maximum block size (if less than 32K bytes)? _____		Characteristics of IBM 3480-Compatible Tape Cartridges: Language: <input type="checkbox"/> EBCDIC <input type="checkbox"/> ASCII Labeling: <input type="checkbox"/> Standard <input type="checkbox"/> Unlabeled Maximum block size (if less than 32K bytes)? _____	
-----------------------------------	---	--	--	--

 (Company or personal name) (Please type or print)

 (Additional address/attention line)

 (Street address)

 (City, State, ZIP Code)

 ()

 (Daytime phone including area code) (Date)

Please Choose Method of Payment:

- Check payable to **Commerce—Census**
- Census deposit account
- VISA or MasterCard Account

--

 (Name on card) Expiration date

 (Signature)

Mail to: Customer Services, Bureau of the Census, Washington, DC 20233-8300; 301-763-4100.
 To fax your orders and inquiries—301-763-4794

Superintendent of Documents Publications Order Form

P4

Order Processing Code:
* **6150**

**Charge your order.
It's Easy!**



Please Type or Print (Form is aligned for typewriter use.)

To fax your orders (202) 512-2250

Prices include regular domestic postage and handling and are subject to change. International customers please add 25%.

Qty.	Stock Number	Title	Price Each	Total Price
Total				

(Company or Personal Name) (Please type or print)

(Additional address/attention line)

(Street address)

(City, State, ZIP Code)

(Daytime phone including area code)

(Purchase Order No.)

May we make your name/address available to other mailers? YES NO

Please Choose Method of Payment:

Check Payable to the Superintendent of Documents

GPO Deposit Account -

VISA or MasterCard Account

(Credit card expiration date)

**Thank you for
your order!**

(Authorizing Signature)

**Mail To: New Orders, Superintendent of Documents
P.O. Box 371954, Pittsburgh, PA 15250-7954**

ATTACHMENT 2

OVERVIEW

Current Population Survey

Introduction

The Current Population Survey (CPS) is the source of the official Government statistics on employment and unemployment. The CPS has been conducted monthly for over 50 years. Currently, we interview about 57,000 households monthly, scientifically selected on the basis of area of residence to represent the Nation as a whole, individual States, and other specified areas. Each household is interviewed once a month for four consecutive months one year, and again for the corresponding time period a year later. This technique enables us to obtain month-to-month and year-to-year comparisons at a reasonable cost while minimizing the inconvenience to any one household.

Although the main purpose of the survey is to collect information on the employment situation, a very important secondary purpose is to collect information on the demographic status of the population, information such as age, sex, race, marital status, educational attainment, and family structure. From time to time additional questions are included on such important subjects as health, education, income, and previous work experience. The statistics resulting from these questions serve to update similar information collected once every 10 years through the decennial census, and are used by Government policymakers and legislators as important indicators of our Nation's economic situation and for planning and evaluating many Government programs.

The CPS provides current estimates of the economic status and activities of the population of the United States. Because it is not possible to develop one or two overall figures (such as the number of unemployed) that would adequately describe the whole complex of labor market phenomena, the CPS is designed to provide a large amount of detailed and supplementary data. Such data are made available to meet a wide variety of needs on the part of users of labor market information.

Thus, the CPS is the only source of monthly estimates of total employment (both farm and nonfarm); nonfarm self-employed persons, domestics, and unpaid helpers in nonfarm family enterprises; wage and salaried employees; and, finally, estimates of total unemployment.

It provides the only available distribution of workers by the number of hours worked (as distinguished from aggregate or average hours for an industry), permitting separate analyses of part-time workers, workers on overtime, etc. The survey is also the only comprehensive current source of information on the occupation of workers and the industries in which they work. Information is available from the survey not only for persons currently in the labor force but also for those who are outside the labor force. The characteristics of such persons – whether married women with or without young children, disabled persons, students, older retired workers, etc., can be determined. Information on their current desire for work, their past work experience, and their intentions as to job seeking are also available.

CPS Sample

The CPS sample is based on the civilian noninstitutional population of the United States. The sample is located in 729 sample areas comprising 1,973 counties and independent cities with coverage in every State and in the District of Columbia.

In all, some 71,000 housing units or other living quarters are assigned for interview each month; about 57,000 of them containing approximately 114,500 persons 15 years old and over are interviewed. Also included are demographic data for approximately 33,500 children 0-14 years old and 650 Armed Forces members living with civilians either on or off base within these households. The remainder of the assigned housing units are found to be vacant, converted to nonresidential use, contain persons with residence elsewhere, or are not interviewed because the residents are not found at home after repeated calls, are

temporarily absent, or are unavailable for other reasons. Approximately 14,000 noninterview households are present each month. The resulting file size is approximately 163,000 records. A more precise explanation regarding the CPS sample design is provided in Technical Paper 40, *The Current Population Survey: Design and Methodology*.

For a more detailed discussion about the basic labor force data gathered on a monthly basis in the CPS survey, see the Bureau of Labor Statistics Report No. 463 and the Current Population Report P-23, No. 62, issued jointly by the Bureau of Labor Statistics and the Bureau of the Census in October, 1976, and entitled *Concepts and Methods Used In Labor Statistics Derived from the Current Population Survey*.

Relationship of Current Population Survey Files to Publications

Each month, a significant amount of information about the labor force is published by the Bureau of Labor Statistics in the *Employment and Earnings and Monthly Labor Review* reports.

As mentioned previously, the CPS also serves as a vehicle for supplemental inquiries on subjects other than employment, which are periodically added to the questionnaire. From the basic and supplemental data the Bureau of the Census issues four series of publications under the general title *Current Population Reports*:

P-20 Population Characteristics
P-23 Special Studies
P-27 Farm Population
P-60 Consumer Income

All *Current Population Reports*, including the other series for population estimates and projections and special censuses, may be obtained by subscription from the Government Printing Office. They are available in the following subscription packages: Population Characteristics, Special Studies, Farm Population, and Consumer Income series (P-20, P-23, P-27, P-60) combined, \$71.00 per year; Population Estimates and Projections, (P-25), \$25.00 per year. A customer interested in all reports must subscribe to both subscription packages. Alternatively, single issues may be ordered separately; ordering information and prices are provided in the *Bureau of the Census Catalog*, the *Monthly Product Announcement (MPA)*, and in the *Data User News*.

Geographic Limitations

It should be kept in mind that the sample design and methods of weighting CPS data are geared towards producing estimates for the entire Nation. In producing estimates for States, the user should be aware that the primary sampling units (PSU's) are drawn from strata which may or may not cross State lines. Consequently, the data would not be as reliable as national data, and the file may lose some of its utility in certain applications. For further discussion of such considerations, the user should consult Technical Paper 40, *The Current Population Survey: Design and Methodology*.

The nature of the work done by each individual investigator using the microdata file will determine to what extent his/her requirements for precision will allow using some of the smaller geographic areas identified on the file.

Weights

Under the estimating methods used in the CPS, all of the results for a given month become available simultaneously and are based on returns for the entire panel of respondents. The CPS estimation procedure involves weighting the data from each sample person. The basic weight, which is the inverse of the probability of the person being in the sample, is a rough measure of the number of actual persons that the sample person represents. In States supplemented in the 1978 and 1980 expansions, almost all sample persons within the same sample area have the same basic weight, but the weight may differ across sample areas. The basic weight is the same for almost all sample persons in unsupplemented States. The basic weights are then adjusted for noninterview, and the ratio estimation procedure is applied.

1. **Noninterview adjustment.** The weights for all interviewed households are adjusted to the extent needed to account for occupied sample households for which no information was obtained because of absence, impassable roads, refusals, or unavailability of the respondent for other reasons. This adjustment is made separately by combinations of sample areas within each State and the District of Columbia, and within these, for six groups--two race categories (White, and Black and other) within three residence categories. For sample areas which are Standard Metropolitan Statistical Areas (SMSA's), these residence categories are the central cities, and the urban and the rural balance of the SMSA's. For other sample areas, the residence categories are urban, rural nonfarm, and rural farm. The proportion of sample households not interviewed varies from 4 to 5 percent depending on weather, vacations, season, etc.
2. **Ratio estimates.** The distribution of the population selected for the sample may differ somewhat, by chance, from that of the population as a whole, in such characteristics as age, race, sex, and residence. Since these characteristics are closely correlated with labor force participation and other principal measurements made from the sample, the latter estimates can be substantially improved when weighted appropriately by the known distribution of these population characteristics. This is accomplished through two stages of ratio estimates as follows:
 - a. *First-stage ratio estimate.* In the CPS, a portion of the 729 sample areas is chosen to represent both itself and other areas not in the sample; the remainder of the sample areas represent only themselves. The first-stage ratio estimation procedure was designed to reduce the portion of the variance resulting from requiring sample areas to represent nonsample areas. Therefore, this procedure is not applied to sample areas which represent only themselves. The procedure is performed at two geographic levels: First, by the four census regions (Northeast, Midwest, South, and West), and second, for each of the 46 States which contains nonsample areas. The procedure corrects for the differences that existed at the time of the 1970 census between the distribution by race and residence of the population in the sample areas and the known race-residence distribution in the portions of the census region or State represented by these areas. The regional adjustment is performed by metropolitan/nonmetropolitan residence and race, while the State adjustment is done by urban-rural status and race.
 - b. *Second-stage ratio estimate.* In this stage, the sample estimates of the U.S. population in the categories described below are adjusted to independently derived current estimates of the population in the same categories. The second-stage ratio estimate is performed in order to increase the reliability of the estimates and is carried out in two steps. In the first step, the sample estimates are adjusted for each State and the District of Columbia to an independent control for the civilian noninstitutional population 16 years and over, for the State. The second step of the adjustment is applied to all sample persons and is a weighting to nationwide independent population estimates of the civilian noninstitutional population, 15 years and over, within 68 age-sex-race groups. The entire second-stage ratio estimation procedure is iterated six times, each time beginning at the weights developed the previous time. This iteration ensures that the sample estimates both of State population and of the National age-sex-race categories will be virtually equal to the independent population estimates. This second-stage adjustment procedure incorporates changes instituted in January 1982. The nature of these changes is discussed in detail in "Revisions in the Current Population Survey beginning in January 1982," Employment and Earnings, February 1982.

The controls by State for the civilian noninstitutional population 16 years and over are an arithmetic extrapolation of the trend in the growth of this segment of the population from the April 1, 1980 census through the latest available July 1 estimate, adjusted as a last step to a current estimate of the U.S. population of this group. State estimates by age July 1 are published annually in Current Population Reports, Series P-25. For a description of the methodology used in developing the State total, see Report 640 of that series. Descriptions of the age estimates methodology are available on request from the Chief of the Population Division, U.S. Bureau of the Census, Washington, D.C. 20233.

Beginning with the January 1982 estimates, the independent national controls used for the age-sex-race groups in the final step of the second-stage ratio adjustment are prepared by carrying forward the April 1, 1980 total population by age, race, and sex, taking account of the subsequent aging of the population, fertility, mortality, and net immigration, and then subtracting the estimate for the institutional population and Armed Forces. The April 1, 1980 total population was computed by adding together the resident population, consistent with that published in the 1980 census *Advance* Reports, Series PHC80-V, and the Armed Forces overseas, as compiled from Department of Defense reports. Data on births and deaths between April 1, 1980 and the estimate date are based on tabulations of vital statistics for the resident population made by the National Center for Health Statistics and data on deaths of military personnel overseas from the Department of Defense. Estimates of net civilian immigration are based on data provided by the Immigration and Naturalization Service, the Department of Defense, the Office of Personnel Management, and the Puerto Rico Planning Board. The civilian noninstitutional population is derived by subtracting the Armed Forces and the institutional population for the estimate date from the total, including Armed Forces overseas. The institutional population is computed by applying institutional proportions derived from the 1980 census to the total population, including Armed Forces overseas, for the estimate date. All computations described above are performed in cells defined by single year of age, race, and sex. The independent national control totals are then obtained by collapsing these cells into broader age groups for the population 15 years old and older.

Comparability of CPS from Microdata Files with Published Sources.

Although total estimates of the population will equal published estimates, labor force estimates produced from a microdata file will not be directly comparable or identical with the published nonseasonally adjusted labor force data. The major reason for this is due to a final estimation procedure incorporated into the production of the published nonseasonally adjusted data. This procedure, known as a composite estimator, is a weighted average of two estimates for the current month for any particular item. The first estimate is the two-stage ratio estimate that includes all the estimation steps given above. The second estimate consists of the composite estimate for the preceding month to which has been added an estimate of the change from the preceding month, based on that part of the sample which is common to the two months (about 75 percent). This procedure is primarily used to increase the reliability of estimates of month-to-month change, although other reliability gains are also realized. As noted above, the composite estimation procedure does not affect estimates of the total population.

Another factor also inhibits microdata comparison with published labor force data. This is the seasonal adjustment that is applied to many published statistics. These adjustments are used to adjust for normal seasonal variations to help distinguish the underlying economic situation in month-to-month changes. Shown below are data from January and July 1982 which demonstrate how estimates compiled using the final weights from the microdata file may differ from the published composited estimates, with and without seasonal adjustment. (Refer to Technical Paper 40 for a further description of both the composite estimator and seasonal adjustments.)

	Civilian Noninstitutional Population	Civilian Labor Force	Employed	Unemployed	Not in Labor Force
<u>January 1982 Data (000's)</u>					
Final Weights	171,335	108,161	97,928	10,234	63,174
Composited (Not seasonally Adjusted)	171,335	108,014	97,831	10,183	63,321
Composited (Seasonally Adjusted)	171,335	108,879	99,581	9,298	62,456
<u>July 1982 Data (000's)</u>					
Final Weights	172,364	112,850	101,904	10,946	59,513
Composited (Not seasonally Adjusted)	172,364	112,526	101,490	11,036	59,838
Composited (Seasonally Adjusted)	172,364	110,522	99,732	10,790	61,842

ATTACHMENT 3

GLOSSARY

Subject Concepts

Age. Age classification is based on the age of the person at his/her last birthday. The adult universe (i.e., population of marriageable age) is comprised of persons 15 years and over for CPS labor force data.

Armed Forces. Armed Forces members enumerated in off-base housing or on base with their families are included on the CPS data file in March. Only supplemental data on income are included for Armed Forces members.

Base Weight. The constant weight assigned to the sample (inverse of the sampling fraction) which is adjusted to produce the final weight.

Civilian Labor Force. (See Labor Force.)

Class of Worker. This refers to the broad classification of the person's employer. On the March file, these broad classifications for current jobs are private, government, self-employed, without pay, and never worked. Private and government workers are considered "wage and salary workers;" this classification scheme includes self-employed, incorporated persons in with "private" workers. For the longest job held last year, this class of worker scheme includes private; government by level--Federal, State, and local; self-employed incorporated farm/nonfarm; and without pay. The wage and salary category for longest job held includes private, government (all levels), and self-employed, incorporated.

Duration of Unemployment. Duration of unemployment represents the length of time (through the current survey week) during which persons classified as unemployed are continuously looking for work. For persons on layoff, duration of unemployment represents the number of full weeks since the termination of their most recent employment. A period of two weeks or more during which a person is employed or ceased looking for work is considered to break the continuity of the present period of seeking work. Average duration is an arithmetic mean computed from a distribution by single weeks of unemployment.

Earners, Number of. The file includes all persons 15 years old and over in the household with \$1 or more in wages and salaries, or \$1 or more of a loss in net income from farm or nonfarm self-employment during the preceding year.

Earnings Weight. Each person record allows for an earnings weight for current earnings.

Education. (See Years of School Completed.)

Employed. (See Labor Force.)

ESR (Employment Status Recode). This classification is available for each civilian 15 years old and over according to his/her responses to the monthly (basic) labor force items in March.

Family. A family is a group of two persons or more (one of whom is the householder) residing together and related by birth, marriage, or adoption. All such persons (including related subfamily members) are considered as members of one family. Beginning with the 1980 CPS, unrelated subfamilies (referred to in the past as secondary families) are no longer included in the count of families, nor are the members of unrelated subfamilies included in the count of family members.

Family Household. A family household is a household maintained by a family (as defined above), and may include among the household members any unrelated persons (unrelated subfamily members and/or secondary individuals) who may be residing there. The number of family households is equal to the number of families. The count of family household members differs from the count of family members, however, in

that the family household members include only the householder and his/h

Family Weight. The weight on the family reference person.

Final Weight. Used in tabulating monthly tabulating March supplement data.

Full-Time Worker. Persons on full-time worked 1-34 hours for noneconomic job but not at work" who usually work

Group Quarters. Group quarters are non-conventional housing units or groups living with the person in charge.

Head Versus Householder. Beginning with the use of the terms "head of household" "family householder" are used.

Highest Grade of School Attended. (S)

Hispanic Origin. Persons of Hispanic origin asked for self-identification of the person (or the origin of some other household member) of Hispanic origin, in particular, are those of Mexican, Mexicano, Puerto Rican, Cuban

Hours of Work. Hours of work statistics are reported for a normal week. For example, a person who normally works 32 hours a week and is on holiday is reported as working 32 hours

For persons working in more than one job during the week. However, all the hours

Household. A household consists of all persons living in a house, apartment, or room, which constitutes a housing unit when it is occupied as separate living quarters with any other person in the structure, common hall. The count of household members in military barracks, and institutions. (Institutions, etc.) are not included in the household count.

Household Weight. Household weight

Householder. The householder refers to the person who owns or rents (maintained) or, if a boarder, or paid employee. If the householder is married, he may be either the husband or the wife, or the person to whom the relationship of all other household members is traced.

Householder With No Other Relatives. This is the entry for a person living in an apartment shared by two or more persons.

Householder With Other
householder if he/she has

Industry, Occupation, and
job is the job held in the r
classified in the job at whi
classified according to the
part-time). The I & O qu
eighth months in sample a
system for the 1980 Censu
file.

Industry, Occupation, and
held longest during the pr
employment status.

Subject

Industry

Occupation

Class of Worker

Job Seekers. All unempl
period preceding the surv

Keeping House. Persons
the "not in labor force" c

Labor Force. Persons ar
Forces during the survey
unemployed. The file inc
definition of the civilian l

1. **Employed**
week, do
profession
workers o
all those v
weather, v
time off f
These per

respectively in character 12 of the and "with a job, but not at work." once. Those persons who held mo which they worked the greatest nu they worked an equal number of h counted at the job they held the lo

2. **Unemployed.** Unemployed person survey week, have no employment engaged in any specific job seeking registering at a public or private e employers, checking with friends c advertisements, writing letters of a professional register; (2) are waiti they had been laid off; or (3) are v within 30 days. These persons wo of the person record. The unempl job entrants, and job reentrants.

a. **Job Leavers.** Persons who employment voluntarily an

b. **Job Losers.** Persons whos immediately begin looking on layoff.

c. **New Job Entrants.** Person job lasting two weeks or lo

d. **Job Reentrants.** Persons v job lasting two weeks or lo beginning to look for work

3. **Not in Labor Force.** All civilians 1 classified as employed or unempl as major activity: keeping house, long-term physical or mental illne for the most part, retired persons. a family farm or business for less t the labor force.

For persons not in the labor force intentions to seek work again, des reasons for not looking for work a in the fourth and eighth months o those which had been in the samp be in for the subsequent month.

These items are asked in question persons have an ESR code of 4-7

Finally, it should be noted that th number of persons unemployed a years old and over. This measure

labor force classified by sex, age, marital status, race, etc. The job loser, job leaver, reentrant, and new entrant rates are each calculated as a percent of the civilian labor force 16 years old and over; the sum of the rates for the four groups thus equals the total unemployment rate.

Layoff. A person who is unemployed but expects to be called back to a specific job. If he/she expects to be called back within 30 days, it is considered a temporary layoff; otherwise, it is an indefinite layoff.

Looking for Work. A person who is trying to get work or trying to establish a business or profession.

Marital Status. The marital status classification identifies four major categories: single (never married), married, widowed, and divorced. These terms refer to the marital status at the time of enumeration.

The category "married" is further divided into "married, civilian spouse present," "married, Armed Force spouse present," "married, spouse absent," "married, Armed Force spouse absent," and "separated." A person is classified as "married, spouse present" if the husband or wife is reported as a member of the household even though he or she may be temporarily absent on business or on vacation, visiting, in a hospital, etc., at the time of the enumeration. Persons reported as "separated" included those with legal separations, those living apart with intentions of obtaining a divorce, and other persons permanently or temporarily estranged from their spouses because of marital discord.

For the purpose of this file, the group "other marital status" includes "widowed and divorced," "separated," and "other married, spouse absent."

Month-In-Sample. The term is defined as the number of times a unit is interviewed. Each unit is interviewed eight times during the life of the sample.

Never Worked. A person who has never held a full-time civilian job lasting two consecutive weeks or more.

Nonfamily Householder. A nonfamily householder (formerly called a primary individual) is a person maintaining a household while living alone or with nonrelatives only.

Nonworker. A person who does not do any work in the calendar year preceding the survey.

Nonrelative of Householder With No Own Relatives in Household. A nonrelative of the householder who has no relative(s) of his own in the household. This category includes such nonrelatives as a foster child, a ward, a lodger, a servant, or a hired hand, who has no relatives of his own living with him in the household.

Nonrelative of Householder With Own Relatives (Including Spouse) in Household. Any household member who is not related to the householder but has relatives of his own in the household; for example, a lodger, his spouse, and their son.

Other Relative of Householder. Any relative of the householder other than his spouse or child; for example, father, mother, grandson, daughter-in-law, etc.

Own Child. A child related by birth, marriage, or adoption to the family householder.

Part-Time, Economic Reasons. The item includes slack work, material shortages, repairs to plant or equipment, start or termination of job during the week, and inability to find full-time work. (See also Full-Time Worker.)

Part-Time Other Reasons. The item includes labor dispute, bad weather, own illness, vacation, demands of home housework, school, no desire for full-time work, and full-time worker only during peak season.

Part-Time Work. Persons who work between 1 and 34 hours are designated as working "part-time" in the current job held during the reference week. For the March supplement, a person is classified as having worked part-time during the preceding calendar year if he worked less than 35 hours per week in a majority of the weeks in which he worked during the year. Conversely, he is classified as having worked full-time if he worked 35 hours or more per week during a majority of the weeks in which he worked.

Part-Year Work. Part-year work is classified as less than 50 weeks' work.

Population Coverage. Population coverage includes the civilian population of the United States plus approximately 820,000 members of the Armed Forces in the United States living off post or with their families on post but excludes all other members of the Armed Forces. This file excludes inmates of institutions. The labor force and work experience data are not collected for Armed Forces members.

Race. The population is divided into three groups on the basis of race: White, Black, and Other races. The last category includes Indians, Japanese, Chinese, and any other race except White and Black. In most of the published tables, "Other Races" are shown in total population.

Reentrants. Persons who previously worked at a full-time job lasting two weeks or longer but who are out of the labor force prior to beginning to look for work.

Related Children. Related children in a family include own children and all other children in the household who are related to the householder by birth, marriage, or adoption. For each type of family unit identified in the CPS, the count of own children under 18 years old is limited to single (never married) children; however, "own children under 25" and "own children of any age," include all children regardless of marital status. The totals include never-married children living away from home in college dormitories.

Related Subfamily. A related subfamily is a married couple with or without children, or one parent with one or more own single (never married) children under 18 years old, living in a household and related to, but not including, the householder or spouse. The most common example of a related subfamily is a young married couple sharing the home of the husband's or wife's parents. The number of related subfamilies is not included in the number of families.

School. A person who spent most of his time during the survey week attending any kind of public or private school, including trade or vocational schools in which students receive no compensation in money or kind.

Secondary Individual. A secondary individual is a person in a household or group quarters such as a guest, roomer, boarder, or resident employee (excluding nonfamily households and inmates of institutions) who is not related to any other person in the household or group quarters.

Self-Employed. Self-employed persons are those who work for profit or fees in their own business, profession or trade, or operate a farm.

Stretches of Unemployment. A continuous stretch is one that is not interrupted by the person getting a job or leaving the labor market to go to school, to keep house, etc. A period of two weeks or more during which a person is employed or ceased looking for work is considered to break the continuity of the period of seeking work.

Unable to Work. A person is classified as unable to work because of long-term physical or mental illness, lasting six months or longer.

Unemployed. (See Labor Force.)

Unpaid Family Workers. Unpaid family workers are persons working without pay for 15 hours a week or more on a farm or in a business operated by a member of the household to whom they are related by birth or marriage.

Unrelated Individuals. Unrelated individuals are persons of any age (other than inmates of institutions who are not living with any relatives. An unrelated individual may be (1) a nonfamily householder alone or with nonrelatives only, (2) a roomer, boarder, or resident employee with no relatives in the household, or (3) a group quarters member who has no relatives living with him/her. Thus, a person who occupies her house alone or with one or more other persons not related to her, a roomer not related to anyone else in the housing unit, a maid living as a member of her employer's household but with no relatives in the household, and a resident staff member in a hospital living apart from any relatives are examples of unrelated individuals.

Unrelated Subfamily. An unrelated subfamily is a family that does not include among its members the householder and relatives of the householder. Members of unrelated subfamilies may include as guests, roomers, boarders, or resident employees and their relatives living in a household. The number of unrelated subfamily members is included in the number of household members but is not included in the count of family members.

Persons living with relatives in group quarters were formerly considered as members of families. Because the number of such unrelated subfamilies became so small (37,000 in 1967) that beginning with the 1968 (and beginning with the census data for 1960) the Bureau of the Census includes persons living in unrelated subfamilies in the count of secondary individuals.

Veteran Status. If a male served at any time during the four major wars of this century, the code for the most recent wartime service is entered. The following codes are used:

- | | |
|---|----------------------------|
| 0 | Females, children under 15 |
| 1 | Vietnam era |
| 2 | Korean |
| 3 | WWI |
| 4 | WWII |
| 5 | Other Service |
| 6 | Nonveteran |

Wage and Salary Workers. Wage and salary workers receive wages, salary, commission, tips, or other income from a private employer or from a governmental unit. Also included are persons who are self-employed in an incorporated business.

Workers. (See Labor Force--Employed.)

Work Experience. Includes those persons who during the preceding calendar year did any work for profit or worked without pay on a family-operated farm or business at any time during the year on a part-time or full-time basis.

Year-Round Full-Time Worker. A year-round full-time worker is one who usually worked 35 hours per week for 50 weeks or more during the preceding calendar year.

Years of School Completed. Data on years of school completed are derived from the combination of answers to questions concerning the highest grade of school attended by the person and whether the grade is finished. Educational attainment applies only to progress in "regular" school. Such schools include public, private, and parochial elementary and high schools (both junior and senior high schools), universities, and professional schools, whether day schools or night schools. Thus, regular school attendance which may advance a person toward an elementary school certificate or high school diploma, university, or professional school degree. Schooling in other than regular schools is counted only if the credits obtained are regarded as transferable to a school in the regular school system.

GLOSSARY

Geographic Concepts

Geographic Division. An area composed of contiguous States, with Alaska and Hawaii also included in one of the divisions. (A State is one of the 51 major political units in the United States.) The nine geographic divisions have been largely unchanged for the presentation of summary statistics since the 1910 census.

Regions. There are four regions: Northeast, Midwest (formerly North Central), ¹ West, and South. States and divisions within regions are presented below.

NORTHEAST REGION

New England Division

Connecticut
Maine
Massachusetts
New Hampshire
Rhode Island
Vermont

Middle Atlantic Division

New Jersey
New York
Pennsylvania

MIDWEST REGION

East North Central Division

Illinois
Indiana
Michigan
Ohio
Wisconsin

West North Central Division

Iowa
Kansas
Minnesota
Missouri
Nebraska
North Dakota
South Dakota

WEST REGION

Mountain Division

Arizona
Colorado
Idaho
Montana
Nevada
Utah
Wyoming

Pacific Division

Alaska
California
Hawaii
Oregon
Washington

1. The Midwest Region was designated as the North Central Region until June 1984.

SOUTH REGION

East South Central Division

Alabama
Kentucky
Mississippi
Tennessee

West South Central Division

Arkansas
Louisiana
Oklahoma
Texas

South Atlantic Division

Delaware
District of Columbia
Florida
Georgia
Maryland
North Carolina
South Carolina
Virginia
West Virginia

ATTACHMENT 4

How to Use the Data Dictionary

The Data Dictionary describes the contents and record layout of the public-use computer tape file. The first line of each data item description gives the data name, size of the data field, and relative begin position of the field.

The next few lines contain descriptive text and any applicable notes. Categorical value codes and labels are given where needed. Comment notes marked by an (*) are provided throughout.

Data. Alphabetic, numeric, and the special characters (- and %). No other special characters are used. It may be a mnemonic such as "H-DAYCMP" or "H-LIVQRT," or a sequential identifier such as "H-INTRV1" or "A-WHYNL1". Data item names are unique throughout the entire file (all 3 record types).

Size. Numeric. The size of a data item is given in characters. Indication of implied decimal places is provided in notes.

Begin. Numeric. Contains the location in the data record of the first character position of the data item field.

Decimal. Numeric. Contains the number of decimal places, where applicable.

The first line of each data item description begins with the character "D" (left-justified, two characters). The "D" flag indicates lines in the data dictionary containing the name, size, and begin position of each data item. This information can be used to help access the data file. The line beginning with the character "U" describes the universe for that item. Lines containing categorical value codes and labels follow next and begin with the character "V". The special character (.) denotes the start of the value labels. An example from the data dictionary follows:

Data	Size	Begin	Data	Size	Begin
D H-DAYCMP	1	8	U NLFROT (I-24)=2		
Day interview complete			A-WANT JB (I-24C)=1 or 2		
U All			V -1 .Not in universe		
V -1 .Blank			V 1 .Yes		
V 1 .Sunday			V 2 .Maybe-it depends		
V 2 .Monday			V 3 .No		
V 3 .Tuesday			V 4 .Don't know		
V 4 .Wednesday			Item 24D - What are the reasons		
V 5 .Thursday			... is not looking for work		
V 6 .Friday			(Multiple entries possible)		
V 7 .Saturday			D A-WHYNL1 1 172		
V 8 .After interview			Believes no work available		
.week			V -1 .Not in universe		
D A-WANTJB 1 171			V 1 .Entry		
Item 24C - Does ... want a regular					
job now, either full or part-time					

Machine-Readable Data Dictionary Layout

Data dictionary lines are 46 characters. The character on the first position determines the type of lines. Each variable may have the following lines:

1. COMMENTS (" * ") lines
2. DATA DICTIONARY (" D "); line and DATA DESCRIPTION
3. UNIVERSE (" U ") lines
4. VALUE DESCRIPTION lines
5. One blank line at the end

FORMAT

"*" Line – Comments

- a. " * " in the first position indicates that this is a comment line. This line can appear any place in the dictionary. It will be used for short comments or to nullify any value codes.
- b. " ** " in the first two positions is also comments but it has additional meaning. It indicates this is a block of comments which will be applied to several variables.

"D" Line – Data Dictionary

This line contains the following information:

ID	"D"	COL.	1- 1
NAME	Variable name	COL.	3-10
SIZE	Size of data field	COL.	14-15
BEGIN	Begin position of data field	COL.	19-22
CATEGORY VALUE	Range of Values in parentheses	COL.	26-46

Text describing the variable will follow this "D" line. Use COL. 6-4 and repeat as many lines as necessary.

"U" Line – Universe Definition

This line contains the universe definition. Use COL. 3-46 and repeat as many lines as necessary.

ID	" U "	COL.	1- 1
DESCRIPTION	Universe description	COL.	3-46

(For continuation use COL. 3-46 and repeat as many lines as necessary.)

"V" Line – Value Definition

ID	" V "	COL.	1- 1
VALUE	Value code-right justified	COL.	3-12
	" "	COL.	14
DESCRIPTION	Value description	COL.	15-46

Repeat COL. 14-46 format for continued value description.)

ATTACHMENT 5

Current Population Survey Adult Interview Data Dictionary

DATA	SIZE	BEGIN	DATA	SIZE	BEGIN
D HSPAD1	1	1	V	12	.Other not HU
D HSPAD2	1	2	D H-FARM	1	11
D H-MONTH	2	3	Farm def'n - edited using urban/rural code		
Month of survey			U All	From MST and CPS-1 Items 5A and 5B	
U All			V	1	.Nonfarm
V	01-12	.Month	V	2	.Farm
D H-YEAR	1	5	D H-TYPINT	1	12
Year of survey - last digit			Item 13 - Type interview		
U All			U All		
V	0-9	.Last digit of year	V	-1	.Blank or impossible
D H-HHNUM	1	6	V	1	.Noninterview
Household number			V	2	.Personal
U All			V	3	.Tel. - regular
V	-1	.Blank	V	4	.Tel. - callback
V	1-8	.Household number	V	5	.ICR filled
D H-CPSCHK	1	7	D H-RESPNM	1	13
Item 1 - Interviewer check item			Item 12 - Line no. HHLd resp.		
U All			U All		
V	-1	.Blank	V	-1	.Blank or impossible
V	1	.Only CPS-1 for household	V	1-6	.Line no.
V	2	.First CPS-1 of continuation	V	7	.Non HHLd resp.
V		.household	D H-AREASN	1	14
V	3	.Second CPS-1 of continuation	Item 14 - Reason for type A		
V		.household	U H-HHTYPE=2		
V	4	.Third, fourth, etc. CPS-1	V	-1	.Not in universe
D H-DAYCMP	1	8	V	1	.No one home
Day interview complete			V	2	.Temporarily absent
U All			V	3	.Refused
V	-1	.Blank	V	4	.Other - occ.
V	1	.Sunday	D H-ARACE	1	15
V	2	.Monday	Item 14 - Race for type A		
V	3	.Tuesday	U H-HHTYPE=2		
V	4	.Wednesday	V	-1	.Not in universe
V	5	.Thursday	V	1	.White
V	6	.Friday	V	2	.Black
V	7	.Saturday	V	3	.Other
V	8	.After interview week	D H-TYPEBC	2	16
D H-LIVQRT	2	9	Item 15 - Type B/C		
Item 4 - Type of living quarters (Recode)			U H-HHTYPE=3		
U All			V	-1	.Not in universe
Housing unit			Type B		
V	01	.House, apt., flat	V	01	.Vacant - regular
V	02	.HU in nontransient hotel, etc.	V	02	.Vacant - storage of HHLd furniture
V	03	.HU, perm., in trans. hotel, motel etc.	V	03	.Temp occ. by persons with URE
V	04	.HU in rooming house	V	04	.Unfit or to be demolished
V	05	.Mobile home or trailer with no permanent room added	V	05	.Under construction, not ready
V	06	.Mobile home or trailer with 1 or more perm. rooms added	V	06	.Converted to temp. business or storage
V	07	.HU not specified above	V	07	.Occ. by AF members or persons under 15
Other unit			V	08	.Unocc. tent or trailer site
V	08	.Qtrs not HU in rooming or boarding house	V	09	.Permit granted, construction not started
V	09	.Unit not perm. in trans. hotel, motel, etc.	V	10	.Other
V	10	.Tent or trailer site	Type C		
V	11	.Student quarters in college dormitory	V	11	.Demolished
			V	12	.House or trailer moved
			V	13	.Outside segment

CURRENT POPULATION SURVEY - ADULT INTERVIEW

DATA SIZE BEGIN

V 14 .Converted to perm. business or
V .storage

V 15 .Merged

V 16 .Condemned

V 17 .Built after April 1, 1980

V 18 .Unused line of listing sheet

V 19 .Other

D H-SEASON 1 18
Item 16 - Seasonal status

U H-TYPEBC=1-3

V -1 .Not in universe

V 1 .Year round

V 2 .By migratory workers

V 3 .Seasonally

D H-OCCINT 1 19
Item 17 - This unit is intended for
occupancy

U H-SEASON=2 or 3 and H-LIVQRT=1-7

V -1 .Not in universe

V 1 .Summers only

V 2 .Winters only

V 3 .Other

D H-INTRV1 2 20
Interviewer code
Blank or impossible in any digit
interviewer code A00-M99 excluding IXX

V -1 .Blank

V 00 .A

V 01 .B

V 02 .C

V 03 .D

V 04 .E

V 05 .F

V 06 .G

V 07 .H

V 08 .J

V 09 .K

V 10 .L

V 11 .M

V 12 .N

V 13 .P

V 14 .Q

V 15 .R

V 16 .S

V 17 .T

V 18 .U

V 19 .V

V 20 .W

V 21 .X

V 22 .Y

V 23 .Z

D H-INTRV2 1 22
Interviewer Code - digit 2

V -1 .Blank

V 0-9 .Interviewer code digit 2

D H-INTRV3 1 23
Interviewer Code - digit 3

V -1 .Blank

V 0-9 .Interviewer code digit 3

D H-STATUS 1 24
Item 27B - HHLd status change -
replacement household

U All

V -1 .Blank

V 1 .Yes

V 2 .No

D H-TENURE 1 25
Tenure

U All

DATA SIZE BEGIN

V -1 .Not in universe

V 1 .Owned or being bought

V 2 .Rent

V 3 .No cash rent

D H-FAMINC 2 26
Family income
Note: If a nonfamily household
(H-FAMIND=0), income includes only
that of householder.

U All

V -1 .Not in universe

V 0 .Less than \$5,000

V 1 .\$5,000 to \$7,499

V 2 .\$7,500 to \$9,999

V 3 .\$10,000 to \$12,499

V 4 .\$12,500 to \$14,999

V 5 .\$15,000 to \$19,999

V 6 .\$20,000 to \$24,999

V 7 .\$25,000 to \$29,999

V 8 .\$30,000 to \$34,999

V 9 .\$35,000 to \$39,999

V 10 .\$40,000 to \$49,999

V 11 .\$50,000 to \$59,000

V 12 .\$60,000 to \$74,999

V 13 .\$75,000 and Over

V 19 .Not answered

D H-TELHHD 1 28
Telephone in household

U All (March, July, Nov. only)

V -1 .Not in universe (noninterview)

V 1 .Yes

V 2 .No

D H-TELAVL 1 29
Telephone available

U H-TELHHD=2 (March, July, Nov. only)

V -1 .Not in universe

V 1 .Yes

V 2 .No

D H-TELINT 1 30
Telephone interview acceptable

U H-TELHHD=1 or H-TELAVL=1 (March, July,
Nov. only)

V -1 .Not in universe

V 1 .Yes

V 2 .No

D H-PRSCNT 1 31
Item 30 - Number of contacts - actual
and attempted -- personal

U March, July, Nov. only

V -1 .Blank

V 1-6 .# of personal contacts

V .(6 = 6+)

D H-TELCNT 1 32
Item 30 - Number of contacts - actual
and attempted -- telephone

U March, July, Nov. only

V -1 .Blank

V 1-9 .# of telephone contacts

V .(9 = 9+)

D H-TIMINT 1 33
Item 31 - Time of interview

U March, July, Nov. only

V -1 .Blank

V 1 .Midnight to 6 A.M.

V 2 .6 to 9 A.M.

V 3 .9 A.m. to noon

V 4 .Noon to 3 P.M.

DATA	SIZE	BEGIN
V	5	.3 to 6 P.M.
V	6	.6 to 9 P.M.
V	7	.9 P.M. to midnight

* Household recodes *		

D H-HHTYPE	1	34
Type of household		
U All		
V	1	.Interview
V	2	.Type A non-interview
V	3	.Type B/C non-interview
D H-MIS	1	35
Month in sample		
U All		
V	1-8	.Month in sample
D H-NUMPER	2	36
Number of persons in household		
U All		
V	00	.Noninterview household
V	1-39	.Number of persons in HHLd
D H-TYPE	1	38
Household type		
U All		
V	0	.Non-interview household
V	1	.Husband/wife primary family
V		.(neither husband or wife in
V		.Armed Forces)
V	2	.Husband/wife primary family
V		.(husband and/or wife in armed
V		.forces)
V	3	.Unmarried civilian male
V		.primary family householder
V	4	.Unmarried civilian female
V		.primary family householder
V	5	.Primary family household -
V		.reference person in
V		.Armed Forces and unmarried
V	6	.Civilian male primary
V		.individual
V	7	.Civilian female primary
V		.individual
V	8	.Primary individual household -
V		.reference person in Armed Forces
V	9	.Group quarters
D H-TYPERP	1	39
Type of reference person		
U H-HHTYPE=1		
V	0	.Not in universe
V	1	.Civilian
V	2	.Armed Forces
V	3	.Group quarters
D H-NUMFAM	2	40
Number of families in HHLd		
U H-HHTYPE=1		
V	00	.Not in universe
V	00-39	.Number of families
D H-HHDSEQ	2	42
Householder sequence number		
(reference person)		
(Will be first adult record for		
group quarters)		
U H-HHTYPE=1		
V	00	.Not in universe
V	01-39	.Sequence number
D H-MSTIND	5	44
Master segment tape index		

DATA	SIZE	BEGIN
Unique segment identifier		
D H-HHWGT	9	49 2
Household weight (2 implied		
decimal places)		
Final household weight equivalent to		
the weight of the wife in husband-wife		
households and the reference person		
in all other households		

* Allocation flags *		

D HXTENURE	1	58
V	0	.No change
V	1	.Value to blank
V	4	.Allocated
D HXFAMINC	1	59
V	0	.No change
V	2	.Blank to value
V	6	.Refusal to value, allocated,
V		.no error
D HXRACE	1	60
V	0	.No change
V	1	.Value to blank
V	4	.Allocated
D HXCPSCHK	1	61
V	0	.No change
V	2	.Blank to value
D HXDAYCMP	1	62
V	0	.No change
V	2	.Blank to value
D HXHHNUM	1	63
V	0	.No change
V	2	.Blank to value
V	8	.Blank to NA - error
D HXINTRV	1	64
V	0	.No change
V	2	.Blank to value
D HXLIVQRT	1	65
V	0	.No change
V	4	.Allocated
V	7	.Blank to NA - no error
D HXOCCINT	1	66
V	0	.No change
V	1	.Value to blank
V	4	.Allocated
D HXRESPNM	1	67
V	0	.No change
V	2	.Blank to value
D HXSEASON	1	68
V	0	.No change
V	1	.Value to blank
V	4	.Allocated
D HXSTATUS	1	69
V	0	.No change
V	1	.Value to blank
V	2	.Blank to value
V	3	.Value to value
V	8	.Blank to NA - error

CURRENT POPULATION SURVEY - ADULT INTERVIEW

DATA SIZE BEGIN

D HXAREASH 1 70
V 0 .No change
V 1 .Value to blank

D HXTYPEBC 1 71
V 0 .No change
V 1 .Value to blank

D HXTELHHD 1 72
V 0 .No change
V 1 .Value to blank
V 4 .Allocated

D HXTELAVL 1 73
V 0 .No change
V 1 .Value to blank
V 4 .Allocated

D HXTELINT 1 74
V 0 .No change
V 1 .Value to blank
V 4 .Allocated

D HXPRSCNT 1 75
V 0 .No change
V 2 .Blank to value

D HXTIMINT 1 76
V 0 .No change
V 2 .Blank to value

D HXTELCNT 1 77
V 0 .No change
V 7 .Blank to NA - no error

* Master Segment Tape (M.S.T.) items *
* for M.S.T. variables whose ranges are *
* not defined here, see geographic *
* appendix to this DDL. *

D HG-REG 1 78
Region
V 1 .Northeast
V 2 .Midwest
V 3 .South
V 4 .West

D HG-ST60 2 79
1960 Census state code (first
digit = geog. division code)
Northeast Region (Region 1)
New England Division (Div. 1)
V 11 .Maine
V 12 .New Hampshire
V 13 .Vermont
V 14 .Massachusetts
V 15 .Rhode Island
V 16 .Connecticut
Middle Atlantic Division (Div. 2)
V 21 .New York
V 22 .New Jersey
V 23 .Pennsylvania
Midwest Region (Region 2)
East North Central Division (Div. 3)
V 31 .Ohio
V 32 .Indiana
V 33 .Illinois
V 34 .Michigan
V 35 .Wisconsin
West North Central Division (Div. 4)
V 41 .Minnesota
V 42 .Iowa
V 43 .Missouri
V 44 .North Dakota

DATA SIZE BEGIN

V 45 .South Dakota
V 46 .Nebraska
V 47 .Kansas
South Region (Region 3)
South Atlantic Division (Div. 5)
V 51 .Delaware
V 52 .Maryland
V 53 .District of Columbia
V 54 .Virginia
V 55 .West Virginia
V 56 .North Carolina
V 57 .South Carolina
V 58 .Georgia
V 59 .Florida
East South Central Division (Div. 6)
V 61 .Kentucky
V 62 .Tennessee
V 63 .Alabama
V 64 .Mississippi
West South Central Division (Div. 7)
V 71 .Arkansas
V 72 .Louisiana
V 73 .Oklahoma
V 74 .Texas
West Region (Region 4)
Mountain Division (Div. 8)
V 81 .Montana
V 82 .Idaho
V 83 .Wyoming
V 84 .Colorado
V 85 .New Mexico
V 86 .Arizona
V 87 .Utah
V 88 .Nevada
Pacific Division (Div. 9)
V 91 .Washington
V 92 .Oregon
V 93 .California
V 94 .Alaska
V 95 .Hawaii

D HG-STRN 2 81
1980 State rank
(See Geographic Appendix)

D HG-FIPS 2 83
FIPS State code
(See Geographic Appendix)

D HG-MSAS 1 85
MSA status
V 1 .In MSA, in CC
V 2 .In MSA, not in CC
V 3 .Not in MSA
V 4 .Not identified

D HG-MSAC 4 86
MSA or PMSA FIPS code
V 0000 .Not MSA/PMSA, not identified
V 0040-9340 .MST/PMSA code
(See Geographic Appendix)

D HG-PMSA 2 90
PMSA rank
V 00 .Not a PMSA, not identified
V 01-12 .Ranking of PMSA within its CMSA
(See Geographic Appendix)

D HG-MSAR 3 92
MSA or CMSA rank
V 000 .Not an MSA, not identified
V 001-252 .Ranking of MSAs or CMSAs by
population
(See Geographic Appendix)

DATA SIZE BEGIN

D HG-MSSZ 2 95
MSA size
First character -- padding
Second character -- pop. size MSA/CMSA

V 1 .Not identified, not an MSA
V 2 .100,000 - 249,999
V 3 .250,000 - 499,999
V 4 .500,000 - 999,999
V 5 .1 million - 2,499,999
V 6 .2.5 million - 4,999,999
V 7 .5 million - 9,999,999
V 8 .10 million or more

D HG-CMSA 2 97
V 00 .Not in CMSA, not identified
V 07-91 .CMSA code
(See Geographic Appendix)

D H-METSTA 1 99
V 1 .Metropolitan
V 2 .Nonmetropolitan
V 3 .Not identified

D H-INDVCC 1 100
Individual central city identifier
(See Geographic Appendix)

D H-RECTYP 1 101
V 1 .Interviewed adult
V 2 .Type A noninterview
V 3 .Type B/C noninterview
V 4 .Armed Forces record
V 5 .Childrens record

D H-ID 12 102
Unique household identifier

D A-LINENO 2 114
Item 18A - Line number
U All
V 01-39 .Line number

D A-RRP 2 116
Item 18B - Relationship to
reference person
U All
V 1 .Reference person with other
relatives in HHLd
V 2 .Reference person with no other
relatives in HHLd
V 3 .Husband
V 4 .Wife
V 5 .Own child
V 6 .Parent
V 7 .Brother/sister
V 8 .Other Relative of Reference
person
V 9 .Non-relative of reference
person with own relatives in HHLd
V 10 .Non-relative of reference
person-no own relatives in HHLd

D A-PARENT 2 118
Item 18C - Parent's line number
U All
V 00 .None
V 01-39 .Parent's line number

D A-AGE 2 120
Item 18D - Age
U All
V 15-90 .Adult age (Age topcoded
at 90)

D A-MARITL 1 122
Item 18E - Marital status

DATA SIZE BEGIN

U All
V 1 .Married - civilian spouse
.present
V 2 .Married - AF spouse present
V 3 .Married - spouse absent
(Exc. separated)
V 4 .Widowed
V 5 .Divorced
V 6 .Separated
V 7 .Never married

D A-SPOUSE 2 123
Item 18F - Spouse's line number
U All
V 00 .None
V 01-39 .Spouse's line number

D A-SEX 1 125
Item 18G - Sex
U All
V 1 .Male
V 2 .Female

D A-VET 1 126
Item 18G - Veteran status
U All
V 1 .Vietnam era
V 2 .Korean War
V 3 .World War II
V 4 .World War I
V 5 .Other service
V 6 .Nonveteran

D A-HGA 2 127
Item 18h - Highest grade attended
U All
V 00 .None
V 01 .E1
V 02 .E2
V 03 .E3
V 04 .E4
V 05 .E5
V 06 .E6
V 07 .E7
V 08 .E8
V 09 .H1
V 10 .H2
V 11 .H3
V 12 .H4
V 13 .C1
V 14 .C2
V 15 .C3
V 16 .C4
V 17 .C5
V 18 .C6+

D A-HGC 1 129
Item 18I - Grade completed
U All
V 1 .Yes
V 2 .No

D A-RACE 1 130
Item 18J - Race
U All
V 1 .White
V 2 .Black
V 3 .Amer Indian, Aleut Eskimo
V 4 .Asian or Pacific Island
V 5 .Other

CURRENT POPULATION SURVEY - ADULT INTERVIEW

DATA SIZE BEGIN

D A-MAJACT 1 131
 Item 19 - What was ... doing most
 of last week

U ALL

V 1 .Working
 V 2 .With job but not at work
 V 3 .Looking for work
 V 4 .Keeping house
 V 5 .Going to school
 V 6 .Unable to work
 V 7 .Retired
 V 8 .Other

D A-ANYWK 1 132
 Item 20 - Did ... do any work at
 all last week, not counting work
 around the house

U A-MAJACT (I-19)=2,3,4,5,7 or 8 (NE 1,6)

V -1 .Not in universe
 V 1 .Yes
 V 2 .No

D A-HRS1 2 133
 Item 20a - How many hours did ...
 work last week at all jobs

U A-MAJACT (I-19)=1 or A-ANYWK (I-20)=Yes

V -1 .Not in universe
 V 00:99 .Number of hours

D A-HRSCHK 1 135
 Item 20B - Interviewer check of
 item 20A

U Same as A-HRS1 (I-20A)

V -1 .Not in universe
 V 1 .49+
 V 2 .1-34
 V 3 .35-48

D A-USLFT 1 136
 U A-HRSCHK (I-20B)=2
 Item 20C - Does ... usually work
 35 hours or more a week at this
 job (Part 1)

V -1 .Not in universe
 V 1 .Yes
 V 2 .No

D A-FTREAS 2 137
 Item 20C - Does ... usually work
 35 Hours or more a week at this
 job (Part 2)

U A-HRSCHK (I-20B)=2

V -1 .Not in universe
 V 1 .Slack work
 V 2 .Material shortage
 V 3 .Plant or machine repair
 V 4 .New job started during week
 V 5 .Job terminated during week
 V 6 .Could find only part time work
 V 7 .Holiday
 V 8 .Labor dispute
 V 9 .Bad weather
 V 10 .Own illness
 V 11 .On vacation
 V 12 .Too busy with house, school,
 V .etc.
 V 13 .Did not want full time work
 V 14 .Full-time work weeks < 35 hrs
 V 15 .Other

D A-LOSTIM 1 139
 Item 20D - Did ... lose any time or
 take any time off last week for any
 reason such as illness, holiday or
 slack work

U A-HRSCHK (I-20B)=3

DATA SIZE BEGIN

V -1 .Not in universe
 V 1 .Yes
 V 2 .No

D A-OVRTIM 1 140
 Item 20E - Did ... work any overtime
 or at more than one job last week

U A-LOSTIM (I-200)=2

V -1 .Not in universe
 V 1 .Yes
 V 2 .No

D A-JOBABS 1 141
 Item 21 - Did ... have a job or
 business from which he/she was
 temporarily absent or on layoff
 last week

U A-ANYWK (I-20)=2

V -1 .Not in universe
 V 1 .Yes
 V 2 .No

D A-WHYABS 1 142
 Item 21A - Why was ... absent from
 work last week

U A-JOBABS (I-21)=1

V -1 .Not in universe
 V 1 .Own illness
 V 2 .On vacation
 V 3 .Bad weather
 V 4 .Labor dispute
 V 5 .New job to begin within
 V .30 days
 V 6 .Temporary layoff (Under 30
 V .days)
 V 7 .Indefinite layoff (30 days or
 V .more)
 V 8 .Other

D A-PAYABS 1 143
 Item 21B - Is ... receiving wages
 or salary for any of the time off
 last week

U A-WHYABS (I-21A)=1-4,8

V -1 .Not in universe
 V 1 .Yes
 V 2 .No
 V 3 .Self-employed

D A-FTABS 1 144
 Item 21C - Does ... usually work 35
 hours or more a week at this job

U A-WHYABS (I-21A)=1-4,8

V -1 .Not in universe
 V 1 .Yes
 V 2 .No

D A-LKWK 1 145
 Item 22 - Has ... been looking for
 work during the past 4 weeks

U A-JOBABS (I-21)=2

V -1 .Not in universe
 V 1 .Yes
 V 2 .No

 * Item 22A - What has ... been doing in *
 * the last 4 weeks to find work *
 * Method use - Multiple entries possible*

D A-MTHD1 1 146
 Checked with public employment agency

U A-LKWK (I-22)=1

V -1 .Not in universe
 V 1 .Entry

DATA SIZE BEGIN

D A-MTHD2 1 147
Checked with private employment agency

U A-LKWK (I-22)=1
V -1 .Not in universe
V 1 .Entry

D A-MTHD3 1 148
Checked with employer directly

U A-LKWK (I-22)=1
V -1 .Not in universe
V 1 .Entry

D A-MTHD4 1 149
Checked with friends or relatives

U A-LKWK (I-22)=1
V -1 .Not in universe
V 1 .Entry

D A-MTHD5 1 150
Placed or answered ads

U A-LKWK (I-22)=1
V -1 .Not in universe
V 1 .Entry

D A-MTHD6 1 151
Nothing

U A-LKWK (I-22)=1
V -1 .Not in universe
V 1 .Entry

D A-MTHD7 1 152
Other

U A-LKWK (I-22)=1
V -1 .Not in universe
V 1 .Entry

D A-WHYLK 1 153
Item 22B - Why did ... start looking
for work was it because ...

U A-LKWK (I-22)=1 or A-WHYABS (I-21A)=5
V -1 .Not in universe
V 1 .Lost job
V 2 .Quit job
V 3 .Left school
V 4 .Wanted temporary work
V 5 .Change in home or family
responsibilities
V 6 .Left military service
V 7 .Other

D A-WKSLK 2 154
Item 22C - 1) How many weeks has ...
been looking for work 2) how many
weeks ago did ... start looking
3) how many weeks ago was ...
laid off

U A-WHYLK (I-22B)=ENTRY or A-WHYABS
(I-21A)=6 or 7
V -1 .Not in universe
V 00-99 .Entry

D A-LKFTPT 1 156
Item 22D - Has ... been looking for
full-time or part-time work

U Same as A-WKSLK (I-22C)
V -1 .Not in universe
V 1 .Full-time
V 2 .Part-time

D A-AVAIL 1 157
Item 22E1 - Could ... have taken a
job if one had been offered

U Same as A-WKSLK (I-22C)
V -1 .Not in universe
V 1 .Yes

DATA

V

D A

U A

V

V

V

D A

U S

V

V

V

V

D A

U A

V

V

V

V

D

U

V

V

D

U

V

V

V

V

D

U

V

V

V

V

D

U

V

V

CURRENT POPULATION

DATA SIZE

D A-NLFLJ 1
 Item 24A - W
 for pay at a
 either full-
 U A-NLFROT (I-24)
 V -1 .Not
 V 1 .With
 V 2 .1 U
 V 3 .2 U
 V 4 .3 U
 V 5 .4 U
 V 6 .5 o
 V 7 .Nev

D A-WHYLFT 1
 Item 24B - W
 U A-NLFLJ (I-24)
 V -1 .Not
 V 1 .Per
 V 2 .Hea
 V 3 .Ret
 V 4 .Sea
 V 5 .Sla
 V .con
 V 6 .Tem
 V .com
 V 7 .Uns
 V 8 .Oth

D A-WANTJB 1
 Item 24C - D
 job now, eit
 U A-NLFROT (I-24)
 V -1 .Not
 V 1 .Yes
 V 2 .May
 V 3 .No
 V 4 .Don

 * Item24D - Wha
 * not looking f
 * (Multiple ent

D A-WHYNL1 1
 Believes no
 U A-WANTJB (I-24)
 V -1 .Not
 V 1 .Ent

D A-WHYNL2 1
 Couldn't fir
 U A-WANTJB (I-24)
 V -1 .Not
 V 1 .Ent

D A-WHYNL3 1
 Lacks nec. s
 U A-WANTJB (I-24)
 V -1 .No
 V 1 .Ent

D A-WHYNL4 1
 Employers th
 U A-WANTJB (I-24)
 V -1 .No
 V 1 .Ent

D A-WHYNL5 1
 Other perso
 U A-WANTJB (I-24)
 V -1 .No
 V 1 .Ent

DATA SIZE BEGIN

D A-UNMEM 1 188
Item 25E - On this job, is ... a member of a labor union or of an employee association similar to a union

U A-EARNRT (I-25)=2
V -1 .Not in universe
V 1 .Yes
V 2 .No

D A-UNCOV 1 189
Item 25F - On this job, is ... covered by a union or employee association contract

U A-UNMEM (I-25E)=2
V -1 .Not in universe
V 1 .Yes
V 2 .No

D A-ENRCHK 1 190
Item 26 - Interviewer check item

U All
V 1 .This person is 16-24 years of age
V 2 .All others

D A-ENRLW 1 191
Item 26A1 - Last week was ... attending or enrolled in a high school, college or university

U A-ENRCHK (I-26)=1
V -1 .Not in universe
V 1 .Yes
V 2 .No

D A-HSCOL 1 192
Item 26A2

U A-ENRLW (I-26A1)=1
V -1 .Not in universe
V 1 .High school
V 2 .College or university

D A-FTPT 1 193
Item 26B - Is ... enrolled in school as a full-time or part-time student

U A-ENRLW (I-26A1)=1
V -1 .Not in universe
V 1 .Full time
V 2 .Part time

* Adult Recodes *

D A-REORGN 2 194
Item 18K - Origin

U All
V 1 .Mexican American
V 2 .Chicano
V 3 .Mexican (Mexicano)
V 4 .Puerto Rican
V 5 .Cuban
V 6 .Central or South American
V 7 .Other Spanish
V 8 .All other
V 9 .Don't know
V 10 .NA

D A-EXPRRP 2 196
Expanded relationship code

U All
V 1 .Reference person with relatives
V 2 .Reference person without relatives
V 3 .Husband
V 4 .Wife

DATA SIZE BEGIN

V 5 .Natural/adopted child
V 6 .Step child
V 7 .Grandchild
V 8 .Parent
V 9 .Brother/sister
V 10 .Other relative
V 11 .Foster child
V 12 .Nonrelative with relatives
V 13 .Partner/roommate
V 14 .Nonrelative without relatives

D A-LFSR 1 198
Labor force status recode

U All
V 1 .Working
V 2 .With job,not at work
V 3 .Unemployed, looking for work
V 4 .Unemployed, on layoff
V 5 .NILF - working w/o pay < 15 hrs
V .Temp. absent from w/o pay job
V 6 .NILF - unavailable
V 7 .Other NILF

D A-UNTYPE 1 199
Reason for unemployment

U A-LFSR=3 or 4
V -1 .Not in universe
V 1 .Job loser - on layoff
V 2 .Other job loser
V 3 .Job leaver
V 4 .Re-entrant
V 5 .New entrant

D A-NLFREA 2 200
Current activity/reason not looking for NILF reason

U LFSR=5, 6 or 7 and MIS=4 or 8
V -1 .Not in universe
V 1 .School
V 2 .Ill, disabled
V 3 .Keeping house
V 4 .Retired or old age
V 5 .No desire
V 6 .Employers think too young or old
V 7 .Lacks education or training
V 8 .Other personal reason
V 9 .Could not find work
V 10 .Thinks no job available
V 11 .Other

D A-WKSTAT 1 202
Full/part-time status

U All
V 1 .Not in labor force
V 2 .Full-time schedules
V 3 .Part-time for economic reasons, usually full-time
V 4 .Part-time for non-economic reasons, usually part-time
V 5 .Part-time for economic reasons, usually part-time
V 6 .Unemployed full-time
V 7 .Unemployed part-time

D A-EXPLF 1 203
Experienced labor force employment status

U LFSR=1-4 and A-COW NE 8
V -1 .Not in experienced labor force
V 1 .Employed
V 2 .Unemployed

CURRENT POPULATION SURVEY - ADULT INTERVIEW

DATA	SIZE	BEGIN	DATA	SIZE	BEGIN
D A-WKSCH	1	204	V	04	.Job terminated
Labor force by time worked or lost			V	05	.Holiday
U LFSR=1-4			V	06	.Labor dispute
V	-1	.Not in universe	V	07	.Bad weather
V	1	.At work	V	08	.Own illness
V	2	.With job, not at work	V	09	.On vacation
V	3	.Unemployed, seeks full-time	V	10	.All other
V	4	.Unemployed, seeks part-time			Usually work part-time
			V	11	.Slack work
D A-CIVLF	1	205	V	12	.Could find only part-time
Civilian labor force			V	13	.Own illness
U LFSR=1-4			V	14	.Too busy or did not want
V	-1	.Not in universe	V		.full-time
V	1	.In universe	V	15	.Full-time under 35 hours
			V	16	.Other
D A-FTLF	1	206	D A-ABSREA	2	213
Full-time labor force			Reason not at work and pay status		
U LFSR=1-4 and Full-time			U LFSR=2		
V	-1	.Not in universe	V	-1	.Not in universe
V	1	.In universe			Usually work full-time paid
D A-EMPHRS	2	207	V	01	.Vacation
Reasons not at work or hours at work			V	02	.Illness
U LFSR=1 or 2			V	03	.All other
V	-1	.Not in universe			Not paid
With a job, but not at work			V	04	.Vacation
V	01	.Illness	V	05	.Illness
V	02	.Vacation	V	06	.All other
V	03	.Bad weather			Usually work part-time paid
V	04	.Labor dispute	V	07	.Vacation
V	05	.All other	V	08	.Illness
At work			V	09	.All other
V	06	.1-4 hours			Not paid
V	07	.5-14 hours	V	10	.Vacation
V	08	.15-21 hours	V	11	.Illness
V	09	.22-29 hours	V	12	.All other
V	10	.30-34 hours	D A-AG-NA	1	215
V	11	.35-39 hours	V	-1	.Not in universe
V	12	.40 hours	U All		
V	13	.41-47 hours	V	1	.Agriculture industry
V	14	.48 hours	V	2	.Nonagriculture industry
V	15	.49-59 hours	D A-MJIND	2	216
V	16	.60 hours or more	Major industry code		
D A-PTHRS	2	209	U A-CLSWKR=1-7		
At work 1-34 hours by hours at work			V	-1	.Not in universe
U LFSR=1 and I20A<35			V	01	.Agriculture
V	-1	.Not in universe	V	02	.Mining
V	00	.Usually full-time, part-time	V	03	.Construction
for non-economic reasons					Manufacturing
Usually work full-time, part-time			V	04	.Manufacturing-durable goods
for economic reasons			V	05	.Manufacturing-nondurable goods
V	01	.1-4 hours			Transportation,communications,and other
V	02	.5-14 hours			public utilities
V	03	.15-29 hours	V	06	.Transportation
V	04	.30-34 hours	V	07	.Communications
Usually work part-time, economic reasons			V	08	.Utilities and sanitary services
V	05	.1-4 hours			Wholesale and retail trade
V	06	.5-14 hours	V	09	.Wholesale trade
V	07	.15-29 hours	V	10	.Retail trade
V	08	.30-34 hours	V	11	.Finance,insurance and real
Usually work part-time, noneconomic reasons					.estate
V	09	.1-4 hours			Services (12-20)
V	10	.5-14 hours	V	12	.Private household
V	11	.15-29 hours			Miscellaneous services
V	12	.30-34 hours	V	13	.Business and repair
D A-PTREA	2	211	V	14	.Personal services, except
Detailed reason for part-time			V		.private household
U LFSR=1 and I20A < 35			V	15	.Entertainment
V	-1	.Not in universe			Professional and related services
Usually work full-time			V	16	.Hospital
V	01	.Slack work	V	17	.Medical, except hospital
V	02	.Material shortages, plant	V	18	.Educational
.repair			V	19	.Social services
V	03	.New job started			

DATA SIZE BEGIN

V 20 .Other professional
V 21 .Forestry and fisheries
V 22 .Public administration
V 23 .Armed Forces

D A-DTIND 2 218
Detailed industry code
See industry and occupation code
appendix for list of legal codes

U A-CLSWKR=1-7

D A-MJOCC 2 220
Major occupation code

U A-CLSWKR=1-7

V -1 .Not in universe
Managerial and professional

V 01 .Executive, admin. and
.managerial

V 02 .Professional specialty
Technical, sales and admin. support

V 03 .Technicians and related support

V 04 .Sales

V 05 .Administrative support,
.including clerical

Service

V 06 .Private household

V 07 .Protective service

V 08 .Other service

V 09 .Precision production, craft and
.repair

Operators, fabricators and laborers

V 10 .Machine operators, assemblers
.and inspectors

V 11 .Transportation and material
.moving

V 12 .Handlers, equip. cleaners, etc.

V 13 .Farming, forestry and fishing

V 14 .Armed Forces

V 15 .No previous experience - never
.worked

D A-DTOCC 2 222
Detailed occupation code
See industry and occupation code
appendix for list of legal codes

U A-CLSWKR=1-7

D A-ERNEL 1 224
Earnings eligibility flag

U All

V 0 .Not earnings eligible

V 1 .Earnings eligible

D A-IOELIG 1 225
U All
Industry and occupation eligibility
flag

V 0 .Not I and O eligible

V 1 .I and O eligible

D A-DSCWK 1 226
Discouraged worker flag

U All

V 0 .Non-discouraged worker

V 1 .Discouraged worker

D A-DTCLWK 2 227
Detailed class of worker

U A-CLSWKR=1-7

V -1 .Not in universe

V 00 .Old Not in universe

Agriculture wage and salary

V 01 .Private

V 02 .Government

V 03 .Self-employed

V 04 .Unpaid family

DATA SIZE BEGIN

Non-agriculture wage and salary
Private industry

V 05 .Private household

V 06 .Other private
Government

V 07 .Federal

V 08 .State

V 09 .Local

V 10 .Self-employed

V 11 .Unpaid family

D A-EMP 1 229
Employed persons (excluding farm
workers and private household workers)

U All

V -1 .Not in universe

V 1 .In Universe

D A-NAGWS 1 230
U All
Non agricultural wage and salary
workers

V -1 .Not in universe

V 1 .In Universe

D A-RCOW 1 231
U All
Class of worker recode

V -1 .Not in universe

V 1 .Private

V 2 .Federal

V 3 .State

V 4 .Local

V 5 .Se-uninc.

V 6 .Without pay

V 7 .Never worked

D A-NCAGPWS 1 232
U All
Nonagricultural private wage and
salary workers (Except private
household)

V -1 .Not in universe

V 1 .In universe

D A-HERNTP 4 233
Hourly earnings top code

V -1 .Not in universe

V 0-9999 .Hourly earnings value
.(2 implied decimal places)

D A-WERNTP 4 237
Weekly earnings top code

V -1 .Not in universe

V 0-1927 .Weekly earnings value

D A-HERNTF 1 241
Hourly earnings top code flag

V -1 .Not in universe

V 0 .Not top coded

V 1 .Top coded

D A-WERNTF 1 242
Weekly earnings top code flag

V -1 .Not in universe

V 0 .Not top coded

V 1 .Top coded

D A-FERNTF 4 243
Family earnings top code

V -1 .Not in primary family or
.not in universe

V 0000-9999 .Family earnings value

CURRENT POPULATION SURVEY - ADULT INTERVIEW

DATA	SIZE	BEGIN
D A-FERNTF	1	247
	Family earnings top code flag	
V	-1	.Not in universe
V	0	.Not top codes
V	1	.Top Coded

* Adult Weights *		

D A-FNLWGT	8	248 2
	Adults final weight (2 implied decimal places)	
U All		
D A-ECRNLWT	8	256 2
	Earnings/not in labor force weight (2 implied decimal places)	
U H-MIS=4 or 8		
D A-VETWGT	8	264 2
	Veteran's weight (2 implied decimal places) family recodes	
U All		
D A-FAMNUM	2	272
	Family number	
U All		
V	00	.Not a family member
V	01	.Primary family member only
V	02-19	.Subfamily member
D A-FAMTYP	1	274
	Family type	
U All		
V	1	.Primary family
V	2	.Primary individual
V	3	.Related subfamily
V	4	.Unrelated subfamily
V	5	.Secondary Individual
D A-FAMREL	1	275
	Family relationship	
U All		
V	0	.Not a family member
V	1	.Reference person
V	2	.Spouse
V	3	.Child
V	4	.Other relative (primary family and unrelated subfamily only)
D A-PFNOCD	1	276
	Number of own children < 18 in primary family	
U All		
V	0	.Not in primary family
V	1	.No children
V	2	.1 child
V	3	.2 children
V	4	.3 children
V	5	.4 children
V	6	.5 children
V	7	.6 children
V	8	.7 children
V	9	.8+ children
D A-PFPRCD	2	277
	Presence of own children < 18 in primary family.	
U All		
V	0	.Not in primary family
V	1	.No children < 18 years old
V	2	.All children 0-2 years old
V	3	.All children 3-5 years old
V	4	.All children 6-13 years old

DATA	SIZE	BEGIN
V	5	.All children 14-17 years old
V	6	.Children 0-2 and 3-5
V		.(none 6-17)
V	7	.Children 0-2 and 6-13
V		.(none 3-5 or 14-17)
V	8	.Children 0-2 and 14-17
V		.(none 3-13)
V	9	.Children 3-5 and 6-13
V		.(none 0-2 or 14-17)
V	10	.Children 3-5 and 14-17
V		.(none 0-2 or 6-13)
V	11	.Children 6-13 and 14-17
V		.(none 0-5)
V	12	.Children 0-2, 3-5 and 6-13
V		.(none 14-17)
V	13	.Children 0-2, 3-5 and 14-17
V		.(none 6-13)
V	14	.Children 0-2, 6-13 and 14-17
V		.(none 3-5)
V	15	.Children 3-5, 6-13 and 14-17
V		.(none 0-2)
V	16	.Children from all age groups
D A-PFREL	1	279
	Primary family relationship	
V	0	.Not in primary family
U All		
V	1	.Husband
V	2	.Wife
V	3	.Own child
V	4	.Other relative
V	5	.Unmarried reference person
D A-PFSIZE	2	280
	Size of primary family	
U All		
V	00	.Not in primary family
V	02-39	.Number individuals
V		.(A-FAMTYP = 1 or 3)
D A-PFHHAG	1	282
	Age of primary family householder	
U All		
V	0	.Not a family member
V	1	.< 25 years old
V	2	.25-44 years old
V	3	.45-54 years old
V	4	.55-64 years old
V	5	.65+ years old
D A-LFESM	1	283
	Labor force and earner status (male) of husband of primary family or male householder	
U All		
V	0	.Not in primary family/no male
V	1	.Employed earner
V	2	.Self-employed
V	3	.Without pay
V	4	.Unemployed
V	5	.Not in labor force
V	6	.Armed Forces
D A-LFESF	1	284
	Labor force and earner status (female) of wife of primary family or female householder	
U All		
V	0	.Not in primary family/no female
V	1	.Employed earner
V	2	.Self-employed
V	3	.Without pay
V	4	.Unemployed
V	5	.Not in labor force
V	6	.Armed Forces

DATA SIZE BEGIN
D A-PFWS 1 285
Primary family earners wage and salary status (16+)
U All
V -1 .Not in primary family
V 0 .Not in primary family
V 1 .No one employed
V 2 .Some employed - no wage and .salary workers
V 3 .With wage and salary workers, .husband/wife or reference v .person self-employed
V 4 .With wage and salary workers, .husband/wife or reference person .not self-employed other
Household member self-employed
V 5 .With wage and salary workers .only
D A-PFFTPT 1 286
Usual full-time/part-time status of primary family earners (16+)
U H-MIS=4 or 8
V -1 .Not in universe (MIS 1,2,3,5,6,7)
V 0 .Not in primary family
V 1 .No earners
V 2 .All earners full-time
V 3 .Some full-time, some part-time
V 4 .All earners part-time
V 5 .Not in universe
D A-PFEARN 4 287
Total weekly family earnings (for members 16+)
U H-MIS=4 or 8
V -1 .Not in primary family or not .in universe
V 0000-9999 .Usual weekly family earnings
D A-PFNOER 1 291
Number of earners in primary family 16+
U All
V -1 .Not in universe (not in .primary family)
V 0 .No earners
V 1-8 .1-8 earners
V 9 .9+ earners
D A-PFNOEM 1 292
Number of employed in primary family 16+
V -1 .Not in universe
V 0 .No one employed
V 1-8 .1-8 employed
V 9 .9+ employed
D A-PFNOUN 1 293
Number of unemployed in primary family 16+
U All
V -1 .Not in universe (not in .primary family)
V 0 .No unemployed
V 1-8 .1-8 unemployed
V 9 .9+ unemployed
D A-FAMWGT 8 294 2
Family weight - two implied decimal places
U All
D A-FMEWGT 8 302 2
Family earnings weight (2 implied decimal places) allocation flags
U H-MIS=4 or 8

DATA SIZE BEGIN
D AXLINENO 1 310
Line number allocation flag
V 0 .No change
V 2 .Blank to value
V 3 .Value to value
D AXRRP 1 311
Relationship to reference person allocation flag
V 0 .No change
V 2 .Blank to value
V 3 .Value to value
V 5 .Value to value - no error
D AXSPARENT 1 312
Parent's line number allocation flag
V 0 .No change
V 2 .Blank to value
V 3 .Value to value
V 5 .Value to value - no error
D AXAGE 1 313
Age allocation flag
V 0 .No change
V 2 .Blank to value
V 4 .Allocated
D AXMARITL 1 314
Marital status allocation flag
V 0 .No change
V 2 .Blank to value
V 3 .Value to value
V 4 .Allocated
V 5 .Value to value - no error
D AXSPOUSE 1 315
Spouse's line number allocation flag
V 0 .No change
V 2 .Blank to value
V 3 .Value to value
V 5 .Value to value - no error
D AXSEX 1 316
Sex allocation flag
V 0 .No change
V 2 .Blank to value
V 3 .Value to value
V 4 .Allocated
D AXVET 1 317
Veteran status allocation flag
V 0 .No change
V 2 .Blank to value
V 3 .Value to value
V 4 .Allocated
D AXHGA 1 318
Highest grade attended allocation flag
V 0 .No change
V 4 .Allocated
D AXHGC 1 319
Highest grade completed allocation flag
V 0 .No change
V 2 .Blank to value
D AXRACE 1 320
Race allocation flag
V 0 .No change
V 2 .Blank to value
V 4 .Allocated

CURRENT POPULATION SURVEY - ADULT INTERVIEW

DATA SIZE BEGIN

D AXORIGIN 1 321
 Origin allocation flag

V 0 .No change
 V 2 .Blank to value
 V 5 .Value to value - no error
 V 8 .Blank to N/A code

D AXLFSR 1 322
 Labor force status recode allocation
 flag

V 0 .No change
 V 4 .Allocated

D AXMAJACT 1 323

V 0 .No change
 V 1 .Value to blank
 V 2 .Blank to value
 V 3 .Value to value
 V 4 .Allocated

D AXANYWK 1 324

V 0 .No change
 V 1 .Value to blank
 V 2 .Blank to value
 V 3 .Value to value
 V 4 .Allocated

D AXHRS 1 325

V 0 .No change
 V 1 .Value to blank
 V 2 .Blank to value
 V 3 .Value to value
 V 4 .Allocated

D AXHRSCHK 1 326

V 0 .No change
 V 1 .Value to blank
 V 2 .Blank to value
 V 3 .Value to value
 V 4 .Allocated

D AXUSLFT 1 327

V 0 .No change
 V 1 .Value to blank
 V 2 .Blank to value
 V 3 .Value to value
 V 4 .Allocated

D AXFTREAS 1 328

V 0 .No change
 V 1 .Value to blank
 V 2 .Blank to value
 V 3 .Value to value
 V 4 .Allocated

D AXLOSTIM 1 329

V 0 .No change
 V 1 .Value to blank
 V 2 .Blank to value
 V 3 .Value to value
 V 4 .Allocated

D AXOVRTIM 1 330

V 0 .No change
 V 1 .Value to blank
 V 2 .Blank to value
 V 3 .Value to value
 V 4 .Allocated

D AXJOBABS 1 331

V 0 .No change
 V 1 .Value to blank
 V 2 .Blank to value
 V 3 .Value to value
 V 4 .Allocated

DATA SIZE BEGIN

D AXWHYABS 1 332

V 0 .No change
 V 1 .Value to blank
 V 2 .Blank to value
 V 3 .Value to value
 V 4 .Allocated

D AXPAYABS 1 333

V 0 .No change
 V 1 .Value to blank
 V 2 .Blank to value
 V 3 .Value to value
 V 4 .Allocated

D AXFTABS 1 334

V 0 .No change
 V 1 .Value to blank
 V 2 .Blank to value
 V 3 .Value to value
 V 4 .Allocated

D AXLKWK 1 335

V 0 .No change
 V 1 .Value to blank
 V 2 .Blank to value
 V 3 .Value to value
 V 4 .Allocated

D AXMTHD 1 336

V 0 .No change
 V 1 .Value to blank
 V 2 .Blank to value
 V 3 .Value to value
 V 4 .Allocated

D AXWHYLK 1 337

V 0 .No change
 V 1 .Value to blank
 V 2 .Blank to value
 V 3 .Value to value
 V 4 .Allocated

D AXWKSJK 1 338

V 0 .No change
 V 1 .Value to blank
 V 2 .Blank to value
 V 3 .Value to value
 V 4 .Allocated

D AXLKFTPT 1 339

V 0 .No change
 V 1 .Value to blank
 V 2 .Blank to value
 V 3 .Value to value
 V 4 .Allocated

D AXAVAIL 1 340

V 0 .No change
 V 1 .Value to blank
 V 2 .Blank to value
 V 3 .Value to value
 V 4 .Allocated

D AXWHYNA 1 341

V 0 .No change
 V 1 .Value to blank
 V 2 .Blank to value
 V 3 .Value to value
 V 4 .Allocated

D AXWHENLJ 1 342

V 0 .No change
 V 1 .Value to blank
 V 2 .Blank to value
 V 3 .Value to value
 V 4 .Allocated

DATA	SIZE	BEGIN
D AXIND	1	343
V	0	.No change
V	1	.Value to blank
V	2	.Blank to value
V	3	.Value to value
V	4	.Allocated
D AXOCC	1	344
V	0	.No change
V	1	.Value to blank
V	2	.Blank to value
V	3	.Value to value
V	4	.Allocated
D AXCLSWKR	1	345
V	0	.No change
V	1	.Value to blank
V	2	.Blank to value
V	3	.Value to value
V	4	.Allocated
D AXNLFJ	1	346
V	0	.No change
V	1	.Value to blank
V	2	.Blank to value
V	3	.Value to value
V	4	.Allocated
D AXWHYLF	1	347
V	0	.No change
V	1	.Value to blank
V	2	.Blank to value
V	3	.Value to value
V	4	.Allocated
D AXWANTJB	1	348
V	0	.No change
V	1	.Value to blank
V	2	.Blank to value
V	3	.Value to value
V	4	.Allocated
D AXWHYNL	1	349
V	0	.No change
V	1	.Value to blank
V	2	.Blank to value
V	3	.Value to value
V	4	.Allocated
D AXINTEND	1	350
V	0	.No change
V	1	.Value to blank
V	2	.Blank to value
V	3	.Value to value
V	4	.Allocated
D AXJSLHRS	1	351
V	0	.No change
V	1	.Value to blank
V	2	.Blank to value
V	3	.Value to value
V	4	.Allocated

DATA	SIZE	BEGIN
D AXHRLYMK	1	352
V	-1	.Not in universe
V	0	.No change
V	1	.Value to blank
V	2	.Blank to value
V	3	.Value to value
V	4	.Allocated
D AXHRSPAY	1	353
V	-1	.Not in universe
V	0	.No change
V	1	.Value to blank
V	2	.Blank to value
V	3	.Value to value
V	4	.Allocated
D AXGRSWK	1	354
V	-1	.Not in Universe
V	0	.No change
V	1	.Value to blank
V	2	.Blank to value
V	3	.Value to value
V	4	.Allocated
D AXJNMEM	1	355
V	-1	.Not in universe
V	0	.No change
V	1	.Value to blank
V	2	.Blank to value
V	3	.Value to value
V	4	.Allocated
D AXJNCOV	1	356
V	-1	.Not in universe
V	0	.No change
V	1	.Value to blank
V	2	.Blank to value
V	3	.Value to value
V	4	.Allocated
D AXENRCHK	1	357
V	0	.No change
V	1	.Value to blank
V	2	.Blank to value
V	3	.Value to value
V	4	.Allocated
D AXENRLW	1	358
V	0	.No change
V	1	.Value to blank
V	2	.Blank to value
V	3	.Value to value
V	4	.Allocated
D AXHSCOL	1	359
V	0	.No change
V	1	.Value to blank
V	2	.Blank to value
V	3	.Value to value
V	4	.Allocated
D AXFTPT	1	360
V	0	.No change
V	1	.Value to blank
V	2	.Blank to value
V	3	.Value to value
V	4	.Allocated

ATTACHMENT 6

Current Population Survey Children Interview Data Dictionary

DATA	SIZE	BEGIN
D HSPAD1	1	1
D HSPAD2	1	2
D H-MONTH	2	3
Month of survey		
U All		
V	01-12	.Month
D H-YEAR	1	5
Year of survey - last digit		
U All		
V	0-9	.Last digit of year
D H-HHNUM	1	6
Household number		
U All		
V	-1	.Blank
V	1-8	.Household number
D H-CPSCHK	1	7
Item 1 - Interviewer check item		
U All		
V	-1	.Blank
V	1	.Only CPS-1 for household
V	2	.First CPS-1 of continuation household
V	3	.Second CPS-1 of continuation household
V	4	.Third, fourth, etc. CPS-1
D H-DAYCMP	1	8
Day interview complete		
U All		
V	-1	.Blank
V	1	.Sunday
V	2	.Monday
V	3	.Tuesday
V	4	.Wednesday
V	5	.Thursday
V	6	.Friday
V	7	.Saturday
V	8	.After interview week
D H-LIVQRT	2	9
Item 4 - Type of living quarters (Recode)		
U All		
Housing unit		
V	01	.House, apt., flat
V	02	.HU in nontransient hotel, etc.
V	03	.HU, perm., in trans. hotel, motel etc.
V	04	.HU in rooming house
V	05	.Mobile home or trailer with no permanent room added
V	06	.Mobile home or trailer with 1 or more perm. rooms added
V	07	.HU not specified above
Other unit		
V	08	.Qtrs not HU in rooming or boarding house
V	09	.Unit not perm. in trans. hotel, motel, etc.
V	10	.Tent or trailer site
V	11	.Student quarters in college dormitory
V		

DATA	SIZE	BEGIN
V	12	.Other not HU
D H-FARM	1	11
Farm def'n - edited using urban/rural code		
U All		
From MST and CPS-1 Items 5A and 5B		
V	1	.Nonfarm
V	2	.Farm
D H-TYPINT	1	12
Item 13 - Type interview		
U All		
V	-1	.Blank or impossible
V	1	.Noninterview
V	2	.Personal
V	3	.Tel. - regular
V	4	.Tel. - callback
V	5	.ICR filled
D H-RESPNM	1	13
Item 12 - Line no. HHLD resp.		
U All		
V	-1	.Blank or impossible
V	1-6	.Line no.
V	7	.Non HHLD resp.
D H-AREASN	1	14
Item 14 - Reason for type A		
U H-HHTYPE=2		
V	-1	.Not in universe
V	1	.No one home
V	2	.Temporarily absent
V	3	.Refused
V	4	.Other - occ.
D H-ARACE	1	15
Item 14 - Race for type A		
U H-HHTYPE=2		
V	-1	.Not in universe
V	1	.White
V	2	.Black
V	3	.Other
D H-TYPEBC	2	16
Item 15 - Type B/C		
U H-HHTYPE=3		
V	-1	.Not in universe
Type B		
V	01	.Vacant - regular
V	02	.Vacant - storage of HHLD furniture
V	03	.Temp occ. by persons with URE
V	04	.Unfit or to be demolished
V	05	.Under construction, not ready
V	06	.Converted to temp. business or storage
V	07	.Occ. by AF members or persons under 15
V	08	.Unocc. tent or trailer site
V	09	.Permit granted, construction not started
V	10	.Other
Type C		
V	11	.Demolished
V	12	.House or trailer moved
V	13	.Outside segment

CURRENT POPULATION SURVEY - CHILDREN INTERVIEW

DATA SIZE BEGIN
 V 14 .Converted to perm. business or
 V .storage
 V 15 .Merged
 V 16 .Condemned
 V 17 .Built after April 1, 1980
 V 18 .Unused line of listing sheet
 V 19 .Other

D H-SEASON 1 18
 Item 16 - Seasonal status

U H-TYPEBC=1-3
 V -1 .Not in universe
 V 1 .Year round
 V 2 .By migratory workers
 V 3 .Seasonally

D H-OCCINT 1 19
 Item 17 - This unit is intended for
 occupancy

U H-SEASON=2 or 3 and H-LIVQRT=1-7
 V -1 .Not in universe
 V 1 .Summers only
 V 2 .Winters only
 V 3 .Other

D H-INTRV1 2 20
 Interviewer code
 Blank or impossible in any digit
 interviewer code A00-M99 excluding IXX

V -1 .Blank
 V 00 .A
 V 01 .B
 V 02 .C
 V 03 .D
 V 04 .E
 V 05 .F
 V 06 .G
 V 07 .H
 V 08 .J
 V 09 .K
 V 10 .L
 V 11 .M
 V 12 .N
 V 13 .P
 V 14 .Q
 V 15 .R
 V 16 .S
 V 17 .T
 V 18 .U
 V 19 .V
 V 20 .W
 V 21 .X
 V 22 .Y
 V 23 .Z

D H-INTRV2 1 22
 Interviewer Code - digit 2
 V -1 .Blank
 V 0-9 .Interviewer code digit 2

D H-INTRV3 1 23
 Interviewer Code - digit 3
 V -1 .Blank
 V 0-9 .Interviewer code digit 3

D H-STATUS 1 24
 Item 27B - HHLHD status change -
 replacement household

U All
 V -1 .Blank
 V 1 .Yes
 V 2 .No

DATA SIZE BEGIN

D H-TENURE 1 25
 Tenure

U All
 V -1 .Not in universe
 V 1 .Owned or being bought
 V 2 .Rent
 V 3 .No cash rent

D H-FAMINC 2 26
 Family income

Note: If a nonfamily household
 (H-FAMIND=0), income includes only
 that of householder.

U All
 V -1 .Not in universe
 V 0 .Less than \$5,000
 V 1 . \$5,000 to \$7,499
 V 2 . \$7,500 to \$9,999
 V 3 . \$10,000 to \$12,499
 V 4 . \$12,500 to \$14,999
 V 5 . \$15,000 to \$19,999
 V 6 . \$20,000 to \$24,999
 V 7 . \$25,000 to \$29,999
 V 8 . \$30,000 to \$34,999
 V 9 . \$35,000 to \$39,999
 V 10 . \$40,000 to \$49,999
 V 11 . \$50,000 to \$59,000
 V 12 . \$60,000 to \$74,999
 V 13 . \$75,000 and Over
 V 19 .Not answered

D H-TELHHD 1 28
 Telephone in household

U All (March, July, Nov. only)
 V -1 .Not in universe (noninterview)
 V 1 .Yes
 V 2 .No

D H-TELAVL 1 29
 Telephone available

U H-TELHHD=2 (March, July, Nov. only)
 V -1 .Not in universe
 V 1 .Yes
 V 2 .No

D H-TELINT 1 30
 Telephone interview acceptable

U H-TELHHD=1 or H-TELAVL=1 (March, July,
 Nov. only)
 V -1 .Not in universe
 V 1 .Yes
 V 2 .No

D H-PRSCNT 1 31

Item 30 - Number of contacts - actual
 and attempted -- personal
 U March, July, Nov. only
 V -1 .Blank
 V 1-6 .# of personal contacts
 V .(6 = 6+)

D H-TELCNT 1 32

Item 30 - Number of contacts - actual
 and attempted -- telephone
 U March, July, Nov. only
 V -1 .Blank
 V 1-9 .# of telephone contacts
 V .(9 = 9+)

D H-TIMINT 1 33

Item 31 - Time of interview
 U March, July, Nov. only
 V -1 .Blank
 V 1 .Midnight to 6 A.M.
 V 2 .6 to 9 A.M.
 V 3 .9 A.m. to noon

```

DATA      SIZE  BEGIN
V         4  .Noon to 3 P.M.
V         5  .3 to 6 P.M.
V         6  .6 to 9 P.M.
V         7  .9 P.M. to midnight

*****
* Household recodes *
*****

D H-HHTYPE  1   34
      Type of household
U All
V         1  .Interview
V         2  .Type A non-interview
V         3  .Type B/C non-interview

D H-MIS     1   35
      Month in sample
U All
V         1-8 .Month in sample

D H-NUMPER  2   36
      Number of persons in household
U All
V         00 .Noninterview household
V         1-39 .Number of persons in HHL

D H-TYPE    1   38
      Household type
U All
V         0  .Non-interview household
V         1  .Husband/wife primary family
           .(neither husband or wife in
           .Armed Forces)
V         2  .Husband/wife primary family
           .(husband and/or wife in armed
           .forces)
V         3  .Unmarried civilian male
           .primary family householder
V         4  .Unmarried civilian female
           .primary family householder
V         5  .Primary family household -
           .reference person in
           .Armed Forces and unmarried
V         6  .Civilian male primary
           .individual
V         7  .Civilian female primary
           .individual
V         8  .Primary individual household -
           .reference person in Armed Forces
V         9  .Group quarters

D H-TYPERP  1   39
      Type of reference person
U H-HHTYPE=1
V         0  .Not in universe
V         1  .Civilian
V         2  .Armed Forces
V         3  .Group quarters

D H-NUMFAM  2   40
      Number of families in HHL
U H-HHTYPE=1
V         00 .Not in universe
V         00-39 .Number of families

D H-HHSEQ   2   42
      Householder sequence number
           (reference person)
           (Will be first adult record for
           group quarters)
U H-HHTYPE=1
V         00 .Not in universe
V         01-39 .Sequence number

```

```

DATA      SIZE  BEGIN
D H-MSTIND  5   44
      Master segment tape index
      Unique segment identifier

D H-HHWGT   9   49      2
      Household weight (2 implied
      decimal places)
      Final household weight equivalent to
      the weight of the wife in husband-wife
      households and the reference person
      in all other households

*****
* Allocation flags *
*****

D HXTENURE  1   58
V         0  .No change
V         1  .Value to blank
V         4  .Allocated

D HXFAMINC  1   59
V         0  .No change
V         2  .Blank to value
V         6  .Refusal to value, allocated,
           .no error

D HXRACE    1   60
V         0  .No change
V         1  .Value to blank
V         4  .Allocated

D HXCPSCHK  1   61
V         0  .No change
V         2  .Blank to value

D HXDAYCMP  1   62
V         0  .No change
V         2  .Blank to value

D HXHHNUM   1   63
V         0  .No change
V         2  .Blank to value
V         8  .Blank to NA - error

D HXINTRV   1   64
V         0  .No change
V         2  .Blank to value

D HXLIVQRT  1   65
V         0  .No change
V         4  .Allocated
V         7  .Blank to NA - no error

D HXOCCINT  1   66
V         0  .No change
V         1  .Value to blank
V         4  .Allocated

D HXRESPNM  1   67
V         0  .No change
V         2  .Blank to value

D HXSEASON  1   68
V         0  .No change
V         1  .Value to blank
V         4  .Allocated

D HXSTATUS  1   69
V         0  .No change
V         1  .Value to blank
V         2  .Blank to value
V         3  .Value to value
V         8  .Blank to NA - error

```

CURRENT POPULATION SURVEY - CHILDREN INTERVIEW

DATA	SIZE	BEGIN
D HXAREASN	1	70
V	0	.No change
V	1	.Value to blank
D HXTYPEBC	1	71
V	0	.No change
V	1	.Value to blank
D HXTELHHD	1	72
V	0	.No change
V	1	.Value to blank
V	4	.Allocated
D HXTELAVL	1	73
V	0	.No change
V	1	.Value to blank
V	4	.Allocated
D HXTELINT	1	74
V	0	.No change
V	1	.Value to blank
V	4	.Allocated
D HXPRSCNT	1	75
V	0	.No change
V	2	.Blank to value
D HXTIMINT	1	76
V	0	.No change
V	2	.Blank to value
D HXTELCNT	1	77
V	0	.No change
V	7	.Blank to NA - no error

 * Master Segment Tape (M.S.T.) items *
 * for M.S.T. variables whose ranges are *
 * not defined here, see geographic *
 * appendix to this DDL. *

D HG-REG	1	78
		Region
V	1	.Northeast
V	2	.Midwest
V	3	.South
V	4	.West
D HG-ST60	2	79
		1960 Census state code (first digit = geog. division code)
		Northeast Region (Region 1)
		New England Division (Div. 1)
V	11	.Maine
V	12	.New Hampshire
V	13	.Vermont
V	14	.Massachusetts
V	15	.Rhode Island
V	16	.Connecticut
		Middle Atlantic Division (Div. 2)
V	21	.New York
V	22	.New Jersey
V	23	.Pennsylvania
		Midwest Region (Region 2)
		East North Central Division (Div. 3)
V	31	.Ohio
V	32	.Indiana
V	33	.Illinois
V	34	.Michigan
V	35	.Wisconsin
		West North Central Division (Div. 4)
V	41	.Minnesota
V	42	.Iowa
V	43	.Missouri
V	44	.North Dakota

DATA	SIZE	BEGIN
V	45	.South Dakota
V	46	.Nebraska
V	47	.Kansas
		South Region (Region 3)
		South Atlantic Division (Div. 5)
V	51	.Delaware
V	52	.Maryland
V	53	.District of Columbia
V	54	.Virginia
V	55	.West Virginia
V	56	.North Carolina
V	57	.South Carolina
V	58	.Georgia
V	59	.Florida
		East South Central Division (Div. 6)
V	61	.Kentucky
V	62	.Tennessee
V	63	.Alabama
V	64	.Mississippi
		West South Central Division (Div. 7)
V	71	.Arkansas
V	72	.Louisiana
V	73	.Oklahoma
V	74	.Texas
		West Region (Region 4)
		Mountain Division (Div. 8)
V	81	.Montana
V	82	.Idaho
V	83	.Wyoming
V	84	.Colorado
V	85	.New Mexico
V	86	.Arizona
V	87	.Utah
V	88	.Nevada
		Pacific Division (Div. 9)
V	91	.Washington
V	92	.Oregon
V	93	.California
V	94	.Alaska
V	95	.Hawaii
D HG-STRN	2	81
		1980 State rank
		(See Geographic Appendix)
D HG-FIPS	2	83
		FIPS State code
		(See Geographic Appendix)
D HG-MSAS	1	85
		MSA status
V	1	.In MSA, in CC
V	2	.In MSA, not in CC
V	3	.Not in MSA
V	4	.Not identified
D HG-MSAC	4	86
		MSA or PMSA FIPS code
V	0000	.Not MSA/PMSA, not identified
V	0040-9340	.MST/PMSA code
		(See Geographic Appendix)
D HG-PMSA	2	90
		PMSA rank
V	00	.Not a PMSA, not identified
V	01-12	.Ranking of PMSA within its CMSA
		(See Geographic Appendix)
D HG-MSAR	3	92
		MSA or CMSA rank
V	000	.Not an MSA, not identified
V	001-252	.Ranking of MSAs or CMSAs by population
		(See Geographic Appendix)

DATA SIZE BEGIN
 D HG-MSSZ 2 95
 MSA size
 First character -- padding
 Second character -- pop. size MSA/CMSA
 V 1 .Not identified, not an MSA
 V 2 .100,000 - 249,999
 V 3 .250,000 - 499,999
 V 4 .500,000 - 999,999
 V 5 .1 million - 2,499,999
 V 6 .2.5 million - 4,999,999
 V 7 .5 million - 9,999,999
 V 8 .10 million or more

D HG-CMSA 2 97
 V 00 .Not in CMSA, not identified
 V 07-91 .CMSA code
 (See Geographic Appendix)

D H-METSTA 1 99
 V 1 .Metropolitan
 V 2 .Nonmetropolitan
 V 3 .Not identified

D H-INDVCC 1 100
 Individual central city identifier
 (See Geographic Appendix)

D H-RECTYP 1 101
 V 1 .Interviewed adult
 V 2 .Type A noninterview
 V 3 .Type B/C noninterview
 V 4 .Armed Forces record
 V 5 .Childrens record

D H-ID 12 102
 Unique household identifier

 * Edited Children's Control Card Items *

D C-LINENO 2 114
 Item 18A - Line number
 U All
 V 01-39 .line number

D C-RRP 2 116
 Item 18B - Relationship to
 reference person
 U All
 V 5 .Own child
 V 7 .Brother/sister
 V 8 .Other relative of ref. person
 V 9 .Non-rel. of reference person with
 own relatives in HHLd
 V 10 .Non-rel. of reference person-no
 own relatives in HHLd

D C-PARENT 2 118
 Item 18C - Parent's line number
 U All
 V 00 .None
 V 01-39 .Parent's line number

D C-AGE 2 120
 Item 18D - Age
 U All
 V 00-14 .Child age

D PADDING 3 122

D C-SEX 1 125
 Item 18G - Sex
 U All
 V 1 .Male
 V 2 .Female

DATA SIZE BEGIN
 D PADDING 4 126
 D C-RACE 1 130
 Item 18J - Race
 U All
 V 1 .White
 V 2 .Black
 V 3 .Amer. Indian, Aleut Eskimo
 V 4 .Asian or Pacific Islander
 V 5 .Other

D PADDING 63 131

 * Child recodes *

D C-REORGN 2 194
 Item 18K - Origin
 U All
 V 1 .Mexican American
 V 2 .Chicano
 V 3 .Mexican (Mexicano)
 V 4 .Puerto Rican
 V 5 .Cuban
 V 6 .Central or South American
 V 7 .Other Spanish
 V 8 .All other
 V 9 .Don't know
 V 10 .NA

D C-EXPRRP 2 196
 Expanded relationship code
 U All
 V 5 .Natural/adopted child
 V 6 .Step child
 V 7 .Grandchild
 V 9 .Brother/sister
 V 10 .Other relative
 V 11 .Foster child
 V 12 .Nonrelative with relatives
 V 14 .Nonrelative without relatives

D PADDING 50 198

 * Child weights *

D C-FNLWGT 8 248 2
 Childs final weight
 (2 implied decimal places)

U All

D PADDING 16 256

 * Family recodes *

D C-FAMNUM 2 272
 Family number
 U All
 V 00 .Not a family member
 V 01 .Primary family member only
 V 02-19 .Subfamily member

D C-FAMTYP 1 274
 Family type
 U All
 V 1 .Primary family
 V 2 .Primary individual
 V 3 .Related subfamily
 V 4 .Unrelated subfamily
 V 5 .Secondary individual

CURRENT POPULATION SURVEY - CHILDREN INTERVIEW

DATA SIZE BEGIN

D C-FAMREL 1 275

Family relationship

U All

- V 0 .Not a family member
- V 1 .Reference person
- V 2 .Spouse
- V 3 .Child
- V 4 .Other relative (primary family and unrelated subfamily only)

D C-PFNOCD 1 276

Number of own children < 18 in primary family

U All

- V 0 .Not in primary family
- V 1 .No children
- V 2 .1 child
- V 3 .2 children
- V 4 .3 children
- V 5 .4 children
- V 6 .5 children
- V 7 .6 children
- V 8 .7 children
- V 9 .8+ children

D C-PFPRCD 2 277

Presence of own children < 18 in primary family.

U All

- V 0 .Not in primary family
- V 1 .No children < 18 years old
- V 2 .All children 0-2 years old
- V 3 .All children 3-5 years old
- V 4 .All children 6-13 years old
- V 5 .All children 14-17 years old
- V 6 .Children 0-2 and 3-5 (none 6-17)
- V 7 .Children 0-2 and 6-13 (none 3-5 or 14-17)
- V 8 .Children 0-2 and 14-17 (none 3-13)
- V 9 .Children 3-5 and 6-13 (none 0-2 or 14-17)
- V 10 .Children 3-5 and 14-17 (none 0-2 or 6-13)
- V 11 .Children 6-13 and 14-17 (none 0-5)
- V 12 .Children 0-2, 3-5 and 6-13 (none 14-17)
- V 13 .Children 0-2, 3-5 and 14-17 (none 6-13)
- V 14 .Children 0-2, 6-13 and 14-17 (none 3-5)
- V 15 .Children 3-5, 6-13 and 14-17 (none 0-2)
- V 16 .Children from all age groups

D C-PFREL 1 279

Primary family relationship

U All

- V 0 .Not in primary family
- V 1 .Husband
- V 2 .Wife
- V 3 .Own child
- V 4 .Other relative
- V 5 .Unmarried reference person

D C-PFSIZE 2 280

Size of primary family

U All

- V 00 .Not in primary family
- V 02-39 .Number individuals (A-FAMTYP = 1 or 3)

DATA SIZE BEGIN

D C-PFHAG 1 282

Age of primary family householder

U All

- V 0 .Not a family member
- V 1 .< 25 years old
- V 2 .25-44 years old
- V 3 .45-54 years old
- V 4 .55-64 years old
- V 5 .65+ years old

D C-LFESM 1 283

Labor force and earner status (male) of husband of primary family or male householder

U All

- V 0 .Not in primary family/no male
- V 1 .Employed earner
- V 2 .Self-employed
- V 3 .Without pay
- V 4 .Unemployed
- V 5 .Not in labor force
- V 6 .Armed Forces

D C-LFESF 1 284

Labor force and earner status (female) of wife of primary family or female householder

U All

- V 0 .Not in primary family/no female
- V 1 .Employed earner
- V 2 .Self-employed
- V 3 .Without pay
- V 4 .Unemployed
- V 5 .Not in labor force
- V 6 .Armed Forces

D C-PFWS 1 285

Primary family earners wage and salary status (16+)

U All

- V 0 .Not in primary family
- V 1 .No one employed
- V 2 .Some employed - no wage and salary workers
- V 3 .With wage and salary workers, husband/wife or reference person self-employed
- V 4 .With wage and salary workers, husband/wife or reference person not self-employed other household member self-employed
- V 5 .With wage and salary workers only

D C-PFFTPT 1 286

Usual full-time/part-time status of primary family earners (16+)

U H-MIS=4 or 8

- V -1 .Not in universe (MIS 1,2,3,5,6,7)
- V 0 .Not in primary family
- V 1 .No earners
- V 2 .All earners full time
- V 3 .Some full time, some part time
- V 4 .All earners part time
- V 5 .Not in universe

D C-PFEARN 4 287

Total weekly family earnings (for members 16+)

U H-MIS=4 or 8

- V -1 .Not in primary family or not in universe
- V 0000-9999 .Usual weekly family earnings

DATA SIZE BEGIN

D C-PFNOER 1 291
 Number of earners in primary family 16+

U All

V -1 .Not in universe (not in
 .primary family)

V 0 .No earners

V 1-8 .1-8 Earners

V 9 .9+ Earners

D C-PFNOEM 1 292
 Number of employed in primary
 family 16+

V -1 .Not in universe

V 0 .No one employed

V 1-8 .1-8 Employed

V 9 .9+ Employed

D C-PFNOUN 1 293
 Number of unemployed in primary
 family 16+

U All

V -1 .Not in universe (not in
 .primary family)

V 0 .No unemployed

V 1-8 .1-8 Unemployed

V 9 .9+ Unemployed

D C-FAMWGT 8 294 2
 Family weight - two implied
 decimal places

U All

D C-FMEWGT 8 302 2
 Family earnings weight
 (2 implied decimal places)

U H-MIS=4 or 8

 * Allocation flags *

D C%LINENO 1 310
 Line number allocation flag

V 0 .No change

V 2 .Blank to value

V 3 .Value to value

DATA SIZE BEGIN

D CXRRP 1 311
 Relationship to reference person
 allocation flag

V 0 .No change

V 2 .Blank to value

V 3 .Value to value

V 5 .Value to value - no error

D CXSPARENT 1 312
 Parent's line number allocation flag

V 0 .No change

V 2 .Blank to value

V 3 .Value to value

V 5 .Value to value - no error

D CXAGE 1 313
 Age allocation flag

V 0 .No change

V 2 .Blank to value

V 4 .Allocated

D PADDING 2 314

D CXSEX 1 316
 Sex allocation flag

V 0 .No change

V 2 .Blank to value

V 3 .Value to value

V 4 .Allocated

D PADDING 3 317

D CXRACE 1 320
 Race allocation flag

V 0 .No change

V 2 .Blank to value

V 4 .Allocated

D CXORIGIN 1 321
 Origin allocation flag

V 0 .No change

V 2 .Blank to value

V 5 .Value to value - no error

V 8 .Blank to n/a code

D PADDING 39 322

ATTACHMENT 7

Current Population Survey Armed Forces Interview Data Dictionary

DATA	SIZE	BEGIN	DATA	SIZE	BEGIN
D HSPAD1	1	1	V	12	.Other not HU
D HSPAD2	1	2	D H-FARM	1	11
D H-MONTH	2	3	Farm def'n - edited using urban/rural code		
Month of survey			U All	From MST and CPS-1 Items 5A and 5B	
U All			V	1	.Nonfarm
V	01-12	.Month	V	2	.Farm
D H-YEAR	1	5	D H-TYPINT	1	12
Year of survey - last digit			Item 13 - Type interview		
U All			U All		
V	0-9	.Last digit of year	V	-1	.Blank or impossible
D H-HHNUM	1	6	V	1	.Noninterview
Household number			V	2	.Personal
U All			V	3	.Tel. - regular
V	-1	.Blank	V	4	.Tel. - callback
V	1-8	.Household number	V	5	.ICR filled
D H-CPSCHK	1	7	D H-RESPNM	1	13
Item 1 - Interviewer check item			Item 12 - Line no. HHLD resp.		
U All			U All		
V	-1	.Blank	V	-1	.Blank or impossible
V	1	.Only CPS-1 for household	V	1-6	.Line no.
V	2	.First CPS-1 of continuation household	V	7	.Non HHLD resp.
V	3	.Second CPS-1 of continuation household	D H-AREASN	1	14
V	4	.Third, fourth, etc. CPS-1	Item 14 - Reason for type A		
D H-DAYCMP	1	8	U H-HHTYPE=2		
Day interview complete			V	-1	.Not in universe
U All			V	1	.No one home
V	-1	.Blank	V	2	.Temporarily absent
V	1	.Sunday	V	3	.Refused
V	2	.Monday	V	4	.Other - occ.
V	3	.Tuesday	D H-ARACE	1	15
V	4	.Wednesday	Item 14 - Race for type A		
V	5	.Thursday	U H-HHTYPE=2		
V	6	.Friday	V	-1	.Not in universe
V	7	.Saturday	V	1	.White
V	8	.After interview week	V	2	.Black
D H-LIVQRT	2	9	V	3	.Other
Item 4 - Type of living quarters (Recode)			D H-TYPEBC	2	16
U All			Item 15 - Type B/C		
Housing unit			U H-HHTYPE=3		
V	01	.House, apt., flat	V	-1	.Not in universe
V	02	.HU in nontransient hotel, etc.	Type B		
V	03	.HU, perm., in trans. hotel, motel etc.	V	01	.Vacant - regular
V	04	.HU in rooming house	V	02	.Vacant - storage of HHLD furniture
V	05	.Mobile home or trailer with no permanent room added	V	03	.Temp occ. by persons with URE
V	06	.Mobile home or trailer with 1 or more perm. rooms added	V	04	.Unfit or to be demolished
V	07	.HU not specified above	V	05	.Under construction, not ready
Other unit			V	06	.Converted to temp. business or storage
V	08	.Qtrs not HU in rooming or boarding house	V	07	.Occ. by AF members or persons under 15
V	09	.Unit not perm. in trans. hotel, motel, etc.	V	08	.Unocc. tent or trailer site
V	10	.Tent or trailer site	V	09	.Permit granted, construction not started
V	11	.Student quarters in college dormitory	V	10	.Other
			Type C		
			V	11	.Demolished
			V	12	.House or trailer moved
			V	13	.Outside segment

CURRENT POPULATION SURVEY - ARMED FORCES INTERVIEW

DATA SIZE BEGIN
 V 14 .Converted to perm. business or
 V .storage
 V 15 .Merged
 V 16 .Condemned
 V 17 .Built after April 1, 1980
 V 18 .Unused line of listing sheet
 V 19 .Other

D H-SEASON 1 18
 Item 16 - Seasonal status

U H-TYPEBC=1-3
 V -1 .Not in universe
 V 1 .Year round
 V 2 .By migratory workers
 V 3 .Seasonally

D H-OCCINT 1 19
 Item 17 - This unit is intended for
 occupancy

U H-SEASON=2 or 3 and H-LIVQRT=1-7
 V -1 .Not in universe
 V 1 .Summers only
 V 2 .Winters only
 V 3 .Other

D H-INTRV1 2 20
 Interviewer code
 Blank or impossible in any digit
 interviewer code A00-M99 excluding IXX

V -1 .Blank
 V 00 .A
 V 01 .B
 V 02 .C
 V 03 .D
 V 04 .E
 V 05 .F
 V 06 .G
 V 07 .H
 V 08 .J
 V 09 .K
 V 10 .L
 V 11 .M
 V 12 .N
 V 13 .P
 V 14 .Q
 V 15 .R
 V 16 .S
 V 17 .T
 V 18 .U
 V 19 .V
 V 20 .W
 V 21 .X
 V 22 .Y
 V 23 .Z

D H-INTRV2 1 22
 Interviewer Code - digit 2
 V -1 .Blank
 V 0-9 .Interviewer code digit 2

D H-INTRV3 1 23
 Interviewer Code - digit 3
 V -1 .Blank
 V 0-9 .Interviewer code digit 3

D H-STATUS 1 24
 Item 27B - HHLd status change -
 replacement household

U All
 V -1 .Blank
 V 1 .Yes
 V 2 .No

D H-TENURE 1 25
 Tenure

U All

DATA SIZE BEGIN

V -1 .Not in universe
 V 1 .Owned or being bought
 V 2 .Rent
 V 3 .No cash rent

D H-FAMINC 2 26
 Family income
 Note: If a nonfamily household
 (H-FAMIND=0), income includes only
 that of householder.

U All
 V -1 .Not in universe
 V 0 .Less than \$5,000
 V 1 . \$5,000 to \$7,499
 V 2 . \$7,500 to \$9,999
 V 3 . \$10,000 to \$12,499
 V 4 . \$12,500 to \$14,999
 V 5 . \$15,000 to \$19,999
 V 6 . \$20,000 to \$24,999
 V 7 . \$25,000 to \$29,999
 V 8 . \$30,000 to \$34,999
 V 9 . \$35,000 to \$39,999
 V 10 . \$40,000 to \$49,999
 V 11 . \$50,000 to \$59,000
 V 12 . \$60,000 to \$74,999
 V 13 . \$75,000 and Over
 V 19 .Not answered

D H-TELHHD 1 28
 Telephone in household
 U All (March, July, Nov. only)
 V -1 .Not in universe (noninterview)
 V 1 .Yes
 V 2 .No

D H-TELAVL 1 29
 Telephone available
 U H-TELHHD=2 (March, July, Nov. only)
 V -1 .Not in universe
 V 1 .Yes
 V 2 .No

D H-TELINT 1 30
 Telephone interview acceptable
 U H-TELHHD=1 or H-TELAVL=1 (March, July,
 Nov. only)
 V -1 .Not in universe
 V 1 .Yes
 V 2 .No

D H-PRSCNT 1 31
 Item 30 - Number of contacts - actual
 and attempted -- personal
 U March, July, Nov. only
 V -1 .Blank
 V 1-6 .# of personal contacts
 V .(6 = 6+)

D H-TELCNT 1 32
 Item 30 - Number of contacts - actual
 and attempted -- telephone
 U March, July, Nov. only
 V -1 .Blank
 V 1-9 .# of telephone contacts
 V .(9 = 9+)

D H-TIMINT 1 33
 Item 31 - Time of interview
 U March, July, Nov. only
 V -1 .Blank
 V 1 .Midnight to 6 A.M.
 V 2 .6 to 9 A.M.
 V 3 .9 A.m. to noon
 V 4 .Noon to 3 P.M.

DATA	SIZE	BEGIN
V	5	.3 to 6 P.M.
V	6	.6 to 9 P.M.
V	7	.9 P.M. to midnight

* Household recodes *		

D H-HHTYPE	1	34
Type of household		
U All		
V	1	.Interview
V	2	.Type A non-interview
V	3	.Type B/C non-interview
D H-MIS	1	35
Month in sample		
U All		
V	1-8	.Month in sample
D H-NUMPER	2	36
Number of persons in household		
U All		
V	00	.Noninterview household
V	1-39	.Number of persons in HHLd
D H-TYPE	1	38
Household type		
U All		
V	0	.Non-interview household
V	1	.Husband/wife primary family
V		.(neither husband or wife in
V		.Armed Forces)
V	2	.Husband/wife primary family
V		.(husband and/or wife in armed
V		.forces)
V	3	.Unmarried civilian male
V		.primary family householder
V	4	.Unmarried civilian female
V		.primary family householder
V	5	.Primary family household -
V		.reference person in
V		.Armed Forces and unmarried
V	6	.Civilian male primary
V		.individual
V	7	.Civilian female primary
V		.individual
V	8	.Primary individual household -
V		.reference person in Armed Forces
V	9	.Group quarters
D H-TYPERP	1	39
Type of reference person		
U H-HHTYPE=1		
V	0	.Not in universe
V	1	.Civilian
V	2	.Armed Forces
V	3	.Group quarters
D H-NUMFAM	2	40
Number of families in HHLd		
U H-HHTYPE=1		
V	00	.Not in universe
V	00-39	.Number of families
D H-HHDSEQ	2	42
Householder sequence number		
(reference person)		
(Will be first adult record for		
group quarters)		
U H-HHTYPE=1		
V	00	.Not in universe
V	01-39	.Sequence number

DATA	SIZE	BEGIN
D H-MSTIND	5	44
Master segment tape index		
Unique segment identifier		
D H-HHWGT	9	49 2
Household weight (2 implied		
decimal places)		
Final household weight equivalent to		
the weight of the wife in husband-wife		
households and the reference person		
in all other households		

* Allocation flags *		

D HXTENURE	1	58
V	0	.No change
V	1	.Value to blank
V	4	.Allocated
D HXFAMINC	1	59
V	0	.No change
V	2	.Blank to value
V	6	.Refusal to value, allocated,
V		.no error
D HXRACE	1	60
V	0	.No change
V	1	.Value to blank
V	4	.Allocated
D HXCPSCHK	1	61
V	0	.No change
V	2	.Blank to value
D HXDAYCMP	1	62
V	0	.No change
V	2	.Blank to value
D HXHNUM	1	63
V	0	.No change
V	2	.Blank to value
V	8	.Blank to NA - error
D HXINTRV	1	64
V	0	.No change
V	2	.Blank to value
D HXLIVQRT	1	65
V	0	.No change
V	4	.Allocated
V	7	.Blank to NA - no error
D HXOCCINT	1	66
V	0	.No change
V	1	.Value to blank
V	4	.Allocated
D HXRESPNM	1	67
V	0	.No change
V	2	.Blank to value
D HXSEASON	1	68
V	0	.No change
V	1	.Value to blank
V	4	.Allocated
D HXSTATUS	1	69
V	0	.No change
V	1	.Value to blank
V	2	.Blank to value
V	3	.Value to value
V	8	.Blank to NA - error

CURRENT POPULATION SURVEY - ARMED FORCES INTERVIEW

DATA	SIZE	BEGIN
D HXAREASN	1	70
V	0	.No change
V	1	.Value to blank
D HXTYPEBC	1	71
V	0	.No change
V	1	.Value to blank
D HXTELHHD	1	72
V	0	.No change
V	1	.Value to blank
V	4	.Allocated
D HXTELA VL	1	73
V	0	.No change
V	1	.Value to blank
V	4	.Allocated
D HXTELINT	1	74
V	0	.No change
V	1	.Value to blank
V	4	.Allocated
D HXPRSCNT	1	75
V	0	.No change
V	2	.Blank to value
D HXTIMINT	1	76
V	0	.No change
V	2	.Blank to value
D HXTELCNT	1	77
V	0	.No change
V	7	.Blank to NA - no error

 * Master Segment Tape (M.S.T.) items *
 * for M.S.T. variables whose ranges are *
 * not defined here, see geographic *
 * appendix to this DDL. *

D HG-REG	1	78
		Region
V	1	.Northeast
V	2	.Midwest
V	3	.South
V	4	.West
D HG-ST60	2	79
		1960 Census state code (first digit = geog. division code)
		Northeast Region (Region 1)
		New England Division (Div. 1)
V	11	.Maine
V	12	.New Hampshire
V	13	.Vermont
V	14	.Massachusetts
V	15	.Rhode Island
V	16	.Connecticut
		Middle Atlantic Division (Div. 2)
V	21	.New York
V	22	.New Jersey
V	23	.Pennsylvania
		Midwest Region (Region 2)
		East North Central Division (Div. 3)
V	31	.Ohio
V	32	.Indiana
V	33	.Illinois
V	34	.Michigan
V	35	.Wisconsin
		West North Central Division (Div. 4)
V	41	.Minnesota
V	42	.Iowa
V	43	.Missouri
V	44	.North Dakota

DATA	SIZE	BEGIN
V	45	.South Dakota
V	46	.Nebraska
V	47	.Kansas
		South Region (Region 3)
		South Atlantic Division (Div. 5)
V	51	.Delaware
V	52	.Maryland
V	53	.District of Columbia
V	54	.Virginia
V	55	.West Virginia
V	56	.North Carolina
V	57	.South Carolina
V	58	.Georgia
V	59	.Florida
		East South Central Division (Div. 6)
V	61	.Kentucky
V	62	.Tennessee
V	63	.Alabama
V	64	.Mississippi
		West South Central Division (Div. 7)
V	71	.Arkansas
V	72	.Louisiana
V	73	.Oklahoma
V	74	.Texas
		West Region (Region 4)
		Mountain Division (Div. 8)
V	81	.Montana
V	82	.Idaho
V	83	.Wyoming
V	84	.Colorado
V	85	.New Mexico
V	86	.Arizona
V	87	.Utah
V	88	.Nevada
		Pacific Division (Div. 9)
V	91	.Washington
V	92	.Oregon
V	93	.California
V	94	.Alaska
V	95	.Hawaii
D HG-STRN	2	81
		1980 State rank (See Geographic Appendix)
D HG-FIPS	2	83
		FIPS State code (See Geographic Appendix)
D HG-MSAS	1	85
		MSA status
V	1	.In MSA, in CC
V	2	.In MSA, not in CC
V	3	.Not in MSA
V	4	.Not identified
D HG-MSAC	4	86
		MSA or PMSA FIPS code
V	0000	.Not MSA/PMSA, not identified
V	0040-9340	.MST/PMSA code (See Geographic Appendix)
D HG-PMSA	2	90
		PMSA rank
V	00	.Not a PMSA, not identified
V	01-12	.Ranking of PMSA within its CMSA (See Geographic Appendix)
D HG-MSAR	3	92
		MSA or CMSA rank
V	000	.Not an MSA, not identified
V	001-252	.Ranking of MSAs or CMSAs by population (See Geographic Appendix)

DATA SIZE BEGIN

D HG-MSSZ 2 95
MSA size
First character -- padding
Second character -- pop. size MSA/CMSA

V 1 .Not identified, not an MSA
V 2 .100,000 - 249,999
V 3 .250,000 - 499,999
V 4 .500,000 - 999,999
V 5 .1 million - 2,499,999
V 6 .2.5 million - 4,999,999
V 7 .5 million - 9,999,999
V 8 .10 million or more

D HG-CMSA 2 97
V 00 .Not in CMSA, not identified
V 07-91 .CMSA code
(See Geographic Appendix)

D H-METSTA 1 99
V 1 .Metropolitan
V 2 .Nonmetropolitan
V 3 .Not identified

D H-INDVCC 1 100
Individual central city identifier
(See Geographic Appendix)

D H-RECTYP 1 101
V 1 .Interviewed adult
V 2 .Type A noninterview
V 3 .Type B/C noninterview
V 4 .Armed Forces record
V 5 .Childrens record

D H-ID 12 102
Unique household identifier

* Edited Armed Force's Control Card Items *

D M-LINENO 2 114
Item 18A - Line number
U All
V 01-39 .Line number

D M-RRP 2 116
Item 18B - Relationship to reference person
U All
V 1 .Reference person with other relatives in household
V 2 .Reference person with no other relatives in household
V 3 .Husband
V 4 .Wife
V 5 .Own child
V 6 .Parent
V 7 .Brother/sister
V 8 .Other relative of reference person
V 9 .Nonrelative of reference person with own relatives in household
V 10 .Nonrelative of reference person-no own relatives in household

D M-PARENT 2 118
Item 18C - Parent's line number
U All
V 00 .None
V 01-39 .Parent's line number

DATA SIZE BEGIN

D M-AGE 2 120
Item 18D - Age
U All
V 15-90 .AF Age (Age topcoded at 90)

D M-MARITL 1 122
Item 18E - Marital status
U All
V 1 .Married - civilian spouse
V .present
V 2 .Married - Armed Forces spouse
V .present
V 3 .Married - spouse absent
V .(exc. separated)
V 4 .Widowed
V 5 .Divorced
V 6 .Separated
V 7 .Never married

D M-SPOUSE 2 123
Item 18F - Spouse's line number
U All
V 00 .None
V 01-39 .Spouse's line number

D M-SEX 1 125
Item 18G - Sex
U All
V 1 .Male
V 2 .Female

D PADDING 1 126

D M-HGA 2 127
Item 18H - Highest grade attended
U All
V 00 .None
V 01 .E1
V 02 .E2
V 03 .E3
V 04 .E4
V 05 .E5
V 06 .E6
V 07 .E7
V 08 .E8
V 09 .H1
V 10 .H2
V 11 .H3
V 12 .H4
V 13 .C1
V 14 .C2
V 15 .C3
V 16 .C4
V 17 .C5
V 18 .C6+

D M-HGC 1 129
Item 18I - Grade completed
U All
V 1 .Yes
V 2 .No

D M-RACE 1 130
Item 18J - Race
U All
V 1 .White
V 2 .Black
V 3 .Amer Indian, Aleut Eskimo
V 4 .Asian or Pacific Islander
V 5 .Other

D PADDING 63 131

CURRENT POPULATION SURVEY - ARMED FORCES INTERVIEW

DATA SIZE BEGIN

 * Armed Forces - Recodes *

D M-REORGN 2 194
 Item 18K - Origin

- U All
- V 1 .Mexican American
- V 2 .Chicano
- V 3 .Mexican (Mexicano)
- V 4 .Puerto Rican
- V 5 .Cuban
- V 6 .Central or South American
- V 7 .Other Spanish
- V 8 .All other
- V 9 .Don't know
- V 10 .NA

D M-EXPRP 2 196
 Expanded relationship code

- U All
- V 1 .Reference person with relatives
- V 2 .Reference person without relatives
- V 3 .Husband
- V 4 .Wife
- V 5 .Natural/adopted child
- V 6 .Step child
- V 7 .Grandchild
- V 8 .Parent
- V 9 .Brother/sister
- V 10 .Other relative
- V 11 .Foster child
- V 12 .Nonrelative with relatives
- V 13 .Partner/roommate
- V 14 .Nonrelative without relatives

D PADDING 50 198

 * Armed Forces - Weights *

D M-FNLWGT 8 248 2
 Armed Forces - S Final Weight
 (2 Implied Decimal Places)

U All

D PADDING 16 256

 * Family recodes *

D M-FAMNUM 2 272
 Family number

- U All
- V 00 .Not a family member
- V 01 .Primary family member only
- V 02-19 .Subfamily member

D M-FAMTYP 1 274
 Family type

- U All
- V 1 .Primary family
- V 2 .Primary individual
- V 3 .Related subfamily
- V 4 .Unrelated subfamily
- V 5 .Secondary individual

D M-FAMREL 1 275
 Family relationship

- U All
- V 0 .Not a family member
- V 1 .Reference person
- V 2 .Spouse

DATA SIZE BEGIN

- V 3 .Child
- V 4 .Other relative (primary family and unrelated subfamily only)

D M-PFNOCD 1 276
 Number of own Children < 18 in primary family

- U All
- V 0 .Not in primary family
- V 1 .No children
- V 2 .1 child
- V 3 .2 children
- V 4 .3 children
- V 5 .4 children
- V 6 .5 children
- V 7 .6 children
- V 8 .7 children
- V 9 .8+ children

D M-PFPRCD 2 277

- U All
- V 0 .Not in primary family
- V 1 .No children < 18 years old
- V 2 .All children 0-2 years old
- V 3 .All children 3-5 years old
- V 4 .All children 6-13 years old
- V 5 .All children 14-17 years old
- V 6 .Children 0-2 and 3-5 (none 6-17)
- V 7 .Children 0-2 and 6-13 (none 3-5 or 14-17)
- V 8 .Children 0-2 and 14-17 (none 3-13)
- V 9 .Children 3-5 and 6-13 (none 0-2 or 14-17)
- V 10 .Children 3-5 and 14-17 (none 0-2 or 6-13)
- V 11 .Children 6-13 and 14-17 (none 0-5)
- V 12 .Children 0-2, 3-5 and 6-13 (none 14-17)
- V 13 .Children 0-2, 3-5 and 14-17 (none 6-13)
- V 14 .Children 0-2, 6-13 and 14-17 (none 3-5)
- V 15 .Children 3-5, 6-13 and 14-17 (none 0-2)
- V 16 .Children from all age groups

D M-PFREL 1 279
 Primary family relationship

- U All
- V 0 .Not in primary family
- V 1 .Husband
- V 2 .Wife
- V 3 .Own child
- V 4 .Other relative
- V 5 .Unmarried reference person

D M-PFSIZE 2 280
 Size of primary family

- U All
- V 00 .Not in primary family
- V 02-39 .Number individuals (A-FAMTYP = 1 or 3)

D M-PFHAG 1 282
 Age of primary family householder

- U All
- V 0 .Not a family member
- V 1 .< 25 years old
- V 2 .25-44 years old
- V 3 .45-54 years old
- V 4 .55-64 years old
- V 5 .65+ years old

DATA SIZE BEGIN

D M-LFESH 1 283
 Labor force and earner status
 (male) of husband of primary
 family or male householder

U All
 V 0 .Not in primary family/no male
 V 1 .Employed earner
 V 2 .Self-employed
 V 3 .Without pay
 V 4 .Unemployed
 V 5 .Not in labor force
 V 6 .Armed Forces

D M-LFESH 1 284
 Labor force and earner status (female)
 of wife of primary family or female
 householder

U All
 V 0 .Not in primary family/no female
 V 1 .Employed earner
 V 2 .Self-employed
 V 3 .Without pay
 V 4 .Unemployed
 V 5 .Not in labor force
 V 6 .Armed Forces

D M-PFWS 1 285
 Primary family earners wage and salary
 status (16+)

U All
 V -1 .Not in primary family
 V 0 .Not in primary family
 V 1 .No one employed
 V 2 .Some employed - no wage
 .and salary workers
 V 3 .With wage and salary workers,
 .husband/wife or reference person
 .self-employed
 V 4 .With wage and salary workers,
 .husband/wife or reference
 .person not self-employed, other
 .household member self-employed
 V 5 .With wage and salary workers
 .only

D M-PFFTPT 1 286
 Usual full-time/part-time status of
 primary family earners (16+)

U H-MIS=4 or 8
 V -1 .Not in universe (MIS 1,2,3,5,6,7)
 V 0 .Not in primary family
 V 1 .No earners
 V 2 .All earners full time
 V 3 .Some full time, some part time
 V 4 .All earners part time
 V 5 .Not in universe

D M-PFEARN 4 287
 Total weekly family earnings
 (for members 16+)

U H-MIS=4 or 8
 V -1 .Not in primary family or
 .not in universe
 V 0000-9999 .Usual weekly family earnings

D M-PFNOER 1 291
 Number of earners in primary family 16+

U All
 V -1 .Not in universe (not in
 .primary family)
 V 0 .No earners
 V 1-8 .1-8 earners
 V 9 .9+ earners

DATA

D M-PF
 V
 V
 V
 V
 D M-PF
 U All
 V
 V
 V
 V
 D M-F
 U All
 D M-F

 * A

 D M%L
 V
 V
 V
 D M%R
 V
 V
 V
 D M%
 V
 V
 V
 V
 D M%
 V
 V
 V
 V
 D M%
 V
 V
 V
 V
 D M%
 V
 V
 V
 V

CURRENT POPULATION SURVEY - ARMED FORCES INTERVIEW

DATA SIZE BEGIN

D MXSEX 1 316
 Sex allocation flag
 V 0 .No change
 V 2 .Blank to value
 V 3 .Value to value
 V 4 .Allocated

D PADDING 1 317

D MXHGA 1 318
 Highest grade attended allocation flag
 V 0 .No change
 V 4 .Allocated

D MXHGC 1 319
 Highest grade completed allocation flag
 V 0 .No change
 V 2 .Blank to value


DATA SIZE BEGIN

D MXRACE 1 320
 Race allocation flag
 V 0 .No change
 V 2 .Blank to value
 V 4 .Allocated

D MXORIGIN 1 321
 Origin allocation flag
 V 0 .No change
 V 2 .Blank to value
 V 5 .Value to value - no error
 V 8 .Blank to N/A code

D PADDING 39 322

Questionnaire Facsimile

<p>CHECK ITEM</p> <p>Only CPS-1 for household <input type="checkbox"/></p> <p>First CPS-1 of continuation h'hd ... <input type="checkbox"/></p> <p>Second CPS-1 of continuation h'hd ... <input type="checkbox"/></p> <p>Third, fourth, and 5th CPS-1 <input type="checkbox"/></p>	<p>FORM CPS-1</p>  <p>U.S. DEPARTMENT OF COMMERCE Bureau of the Census</p> <p>CURRENT POPULATION SURVEY</p> <p>Form Approved - O.M.B. No. 1220-0100 - Expires 11-30-91</p> <p>Foadic 26.1:1</p>	<p>CONTROL NUMBER</p> <p>PSU SEGMENT SERIAL</p>
---	---	--

LINE NO. OF H'HD RESP. _____

NON H'HD RESPONDENT
(Specify and Send Intercomm for interviewed household)

INTERVIEW
Do ITEMS 23A-E in this CPS-1 contain ANY ENTRY OTHER THAN NEVER WORKED Yes No

NONINTERVIEW

TYPE A

TYPE B

TYPE C

(SEND INTER COMM FOR TYPE A AND C)

TELEPHONE HOLD
(Mark this box for office "telephone hold" cases only)

CURRENT

POPULATION

SURVEY

NOVEMBER 1991

CHILDREN'S (0-14 years old) TRANSCRIPTION ITEMS
 (If more than 4 children in household, use continuation CPS-1 document.)

FIRST CHILD				
18B. RELATIONSHIP TO REFERENCE PERSON (Control Card item 14b)	18C. PARENT'S LINE NUMBER	18D. AGE	18G1. SEX Male Female	18K. ORIGIN
Natural/Adopted Child.....05				
Step Child.....06				
Grandchild.....07				
Brother/Sister.....09				
Other Rel. of ref. person.....10				
Foster Child.....11				
Non-rel. of Ref. Person WITH OWN rel. in H'hld.....12				
Non-rel. of Ref. Person with NO OWN rel. in H'hld.....14	None			
			18J. RACE White Black Amer. Indian, Aleut, Eskimo Asian or Pacific Islander Other	

SECOND CHILD				
18B. RELATIONSHIP TO REFERENCE PERSON (Control Card item 14b)	18C. PARENT'S LINE NUMBER	18D. AGE	18G1. SEX Male Female	18K. ORIGIN
Natural/Adopted Child.....05				
Step Child.....06				
Grandchild.....07				
Brother/Sister.....09				
Other Rel. of ref. person.....10				
Foster Child.....11				
Non-rel. of Ref. Person WITH OWN rel. in H'hld.....12				
Non-rel. of Ref. Person with NO OWN rel. in H'hld.....14	None			
			18J. RACE White Black Amer. Indian, Aleut, Eskimo Asian or Pacific Islander Other	

THIRD CHILD				
18B. RELATIONSHIP TO REFERENCE PERSON (Control Card item 14b)	18C. PARENT'S LINE NUMBER	18D. AGE	18G1. SEX Male Female	18K. ORIGIN
Natural/Adopted Child.....05				
Step Child.....06				
Grandchild.....07				
Brother/Sister.....09				
Other Rel. of ref. person.....10				
Foster Child.....11				
Non-rel. of Ref. Person WITH OWN rel. in H'hld.....12				
Non-rel. of Ref. Person with NO OWN rel. in H'hld.....14	None			
			18J. RACE White Black Amer. Indian, Aleut, Eskimo Asian or Pacific Islander Other	

FOURTH CHILD				
18B. RELATIONSHIP TO REFERENCE PERSON (Control Card item 14b)	18C. PARENT'S LINE NUMBER	18D. AGE	18G1. SEX Male Female	18K. ORIGIN
Natural/Adopted Child.....05				
Step Child.....06				
Grandchild.....07				
Brother/Sister.....09				
Other Rel. of ref. person.....10				
Foster Child.....11				
Non-rel. of Ref. Person WITH OWN rel. in H'hld.....12				
Non-rel. of Ref. Person with NO OWN rel. in H'hld.....14	None			
			18J. RACE White Black Amer. Indian, Aleut, Eskimo Asian or Pacific Islander Other	

ARMED FORCES MEMBERS TRANSCRIPTION ITEMS
 (Fill only in interviewed households for persons with "AF" in C.C. item 22.
 If more than 2 AF persons in household, use continuation CPS-1 document.)

FIRST ARMED FORCES MEMBER					
18A. LINE NO.	18B. RELATIONSHIP TO REFERENCE PERSON	18C. PARENT'S LINE NUMBER	18D. AGE	18E. MARITAL STATUS	
	Ref. Person WITH rel. in H'hld.....01			Married — spouse present	
	Ref. person with NO rel. in H'hld.....02			Married — spouse absent (Exclude separated).....	
	Husband.....03			Widowed.....	
	Wife.....04			Divorced.....	
	Natural/Adopted Child.....05			Separated.....	
	Step Child.....06			Never married.....	
	Grandchild.....07				
	Parent.....08				
	Brother/Sister.....09				
	Other rel. of Ref. Person.....10				
	Foster Child.....11				
	Non-rel. of Ref. Person WITH OWN rel. in H'hld.....12	None			
	Partner/Roommate.....13				
	Non-rel. of Ref. Person (other than partner/roommate) with NO OWN rel. in H'hld.....14				

18F. SPOUSE'S LINE NO.	18G1. SEX Male Female	18H. HIGHEST GRADE ATTENDED	18I. GRADE COMPLETED Yes No	18J. RACE White Black Amer. Indian, Aleut, Eskimo Asian or Pacific Isl. Other	18K. ORIGIN
None					

SECOND ARMED FORCES MEMBER					
18A. LINE NO.	18B. RELATIONSHIP TO REFERENCE PERSON	18C. PARENT'S LINE NUMBER	18D. AGE	18E. MARITAL STATUS	
	Ref. Person WITH rel. in H'hld.....01			Married — spouse present	
	Ref. person with NO rel. in H'hld.....02			Married — spouse absent (Exclude separated).....	
	Husband.....03			Widowed.....	
	Wife.....04			Divorced.....	
	Natural/Adopted Child.....05			Separated.....	
	Step Child.....06			Never married.....	
	Grandchild.....07				
	Parent.....08				
	Brother/Sister.....09				
	Other rel. of Ref. Person.....10				
	Foster Child.....11				
	Non-rel. of Ref. Person WITH OWN rel. in H'hld.....12	None			
	Partner/Roommate.....13				
	Non-rel. of Ref. Person (other than partner/roommate) with NO OWN rel. in H'hld.....14				

18F. SPOUSE'S LINE NO.	18G1. SEX Male Female	18H. HIGHEST GRADE ATTENDED	18I. GRADE COMPLETED Yes No	18J. RACE White Black Amer. Indian, Aleut, Eskimo Asian or Pacific Isl. Other	18K. ORIGIN
None					

NOVEMBER 1991

U.S. Department of Commerce
BUREAU OF THE CENSUS



CURRENT POPULATION SURVEY

FORM CPS-1

1. CHECK ITEM

- Only CPS-1 for household 1 (Fill all applicable items on this page)
- First CPS-1 of continuation H'hld 2
- Second CPS-1 of continuation H'hld 3 (Transcribe items 1-13 from first CPS-1)
- Third, fourth, etc. CPS-1 4

2. CONTROL NUMBER

MONTH: ● C
YEAR: ● C

10. FIELD REPRESENTATIVE CODE
A B C D E F G H J K L M
..... ●

11. DAY COMPLETED
S M T W T H F S
..... ● After interview week

12. LINE NO. OF H'HLD RESP.
..... ●
Non. H'hld resp. (Specify) (Send Inter Comm Interviewed Households Only)

4. TYPE OF LIVING QUARTERS

HOUSING UNIT	OTHER UNIT
House, apartment, flat 1 ●	Quarters not HU in rooming or boarding house 8
HU in nontransient hotel, motel, etc. 2 ○	Unit not permanent in transient hotel, motel, etc. 9
HU, permanent, in transient hotel, motel, etc. 3 ○	Tent site or trailer site 10
HU in rooming house 4 ○	Student quarters in college dormitory 11
Mobile home or trailer with no permanent room added 5 ○	Other not HU (Describe below) 12
Mobile home or trailer with one or more permanent rooms added 6 ○	
HU not specified above (Describe below) 7 ○	

5a. LAND USAGE
Urban
Rural (Fill 5b) ●

5b. FARM SALES
\$1000 or more (Yes) ●
Less than \$1000 (No) ○

6. PSU NO.
7. SEGMENT NO.
8. SERIAL NO.
9. HOUSEHOLD NO. (Go to 10)

13. TYPE INTERVIEW

Noninterview
Personal
Tel. — regular
Tel. — callback
ICR filled ●

NONINTERVIEW

TYPE A	TYPE B	TYPE C (Send Inter Comm)	SEASONAL STATUS
14. (Mark reason and race.) REASON RACE No one home ● Temporarily absent White Refused Black Other — Occ. (Describe below) All other ●	15. Vacant — regular Vacant — storage of h'hld furniture Temp. occ. by persons with URE Unfit or to be demolished Under construction, not ready to temp. business or storage Occ. by Armed Force members or persons under 15. Converted to temp. business or storage Occ. by Armed Force members or persons under 15. Unoccupied tent site or trailer site Permit granted, construction not started Other (Specify below) (Fill 16) (Omit 16-17)	Demolished House or trailer moved Outside segment Converted to permanent business or storage Merged Condemned Built after April 1, 1980 Unused line of listing sheet Other (Describe below) (Omit 16-17)	16. This unit is intended for occupancy: Year round (Fill HVS if HU in Item 4) By migratory workers (Fill Item 17 below if HU in Item 4) Seasonally 17. This unit is intended for occupancy: Summers only (Transcribe as instructed on back of Control Card) Winters only Other (Describe below)

13A. CHECK ITEM
Telephone Hold
(Fill circle for office "telephone hold" cases only)

..... ●

TRANSCRIPTION ITEMS
Fill for interviewed households only. (If continuation CPS-1's required, only fill on first CPS-1 each month.)

27A. TENURE (Transcribe from C.C. item 10)
Owned or being bought
Rented
No cash rent

27B. HOUSEHOLD STATUS CHANGE
Is this a replacement household this month?
Yes ●
No ○

28. TOTAL FAMILY INCOME (Transcribe from C.C. item 29)
01 : 06 : 11 :
02 : 07 : 12 :
03 : 08 : 13 :
04 : 09 : 14 :
05 : 10 : 29 :

(Fill for noninterviewed and interviewed households)

USE OF TELEPHONE

29A. Telephone in Household (Transcribe from C.C. item 27a)
Yes : (Skip to 29c)
No : (Fill 29b)

29B. Telephone Available (Transcribe from C.C. item 27b)
Yes : (Fill 29c) ●
No : (Skip to 30)

29C. Telephone Interview Acceptable (Transcribe from C.C. item 27c)
Yes : (Fill 30)
No : ○

30. NUMBER OF CONTACTS — ACTUAL AND ATTEMPTED (Transcribe from C.C. item 31)
Personal (C.C. item 31c) ●
Telephone (C.C. items 31 d & e)

31. TIME OF INTERVIEW (Mark the time period in which the majority of the labor force interview was obtained or noninterview classification was determined.)
Midnight to 6 a.m. 3 to 6 p.m.
6 to 9 a.m. 6 to 9 p.m.
9 a.m. to Noon 9 p.m. to Midnight
Noon to 3 p.m.

REMINDER
Fill items 18A-18K on pages 2, 5, 7, 9, and 11.

CODER NUMBER
..... ●
A B C D E F G H J K L M
.....
0 1 2 3 4 5 6 7 8 9

18. LINE NUMBER

19. What was ... doing most of LAST WEEK -

Working Keeping house Going to school or something else?

Working (Skip to 20A) ... WK
 With a job but not at work ... J
 Looking for work ... LK
 Keeping house ... H
 Going to school ... S
 Unable to work (Skip to 24) ... U
 Retired ... R
 Other (Specify) ... OT

20C. Does ... USUALLY work 35 hours or more a week at this job?

Yes What is the reason ... worked less than 35 hours LAST WEEK?

No What is the reason ... USUALLY works less than 35 hours a week?

(Mark the appropriate reason)

Slack work
 Material shortage
 Plant or machine repair
 New job started during week
 Job terminated during week
 Could find only part-time work
 Holiday (Legal or religious)
 Labor dispute
 Bad weather
 Own illness
 On vacation
 Too busy with housework, school, personal bus., etc.
 Did not want full-time work
 Full-time work week under 35 hours
 Other reason (Specify)

23. DESCRIPTION OF JOB OR BUSINESS

23A. For whom did ... work? (Name of company, business, organization or other employer.)

23B. What kind of business or industry is this? (For example: TV and radio mfg., retail shoe store, State Labor Dept.)

23C. What kind of work was ... doing? (For example: electrical engineer, stock clerk, typist, farmer.)

23D. What were ...'s most important activities or duties at this job? (For example: types, keeps account books, files, sells cars, operates printing press, finishes concrete.)

20. Did ... do any work at all LAST WEEK, not counting work around the house? (Note: If farm or business operator in hh., ask about unpaid work.)

Yes No (Go to 21)

20A. How many hours did ... work LAST WEEK at all jobs?

49+ (Skip to item 23)
 1-34 (Go to 20C)
 35-48 (Go to 20D)

20B. CHECK ITEM

49+ (Skip to item 23)
 1-34 (Go to 20C)
 35-48 (Go to 20D)

20D. Did ... lose any time or take any time off LAST WEEK for any reason such as illness, holiday or slack work?

Yes How many hours did ... take off?

(Correct 20A if last time not already deducted: if 20A reduced below 35, correct 20B and fill 20C)

No

20E. Did ... work any overtime or at more than one job LAST WEEK?

Yes How many extra hours did ... work?

(Correct 20A and 20B as necessary if extra hours not already included and skip to 23.)

No (Skip to 23)

INDUSTRY	OCCUPATION
OFFICE	
USE	
ONLY	
Ref.	Ref.
Unc.	Unc.

21. (If J in 19, skip to 21A.) Did ... have a job or business from which he/she was temporarily absent or on layoff LAST WEEK?

Yes No (Go to 22)

21A. Why was ... absent from work LAST WEEK?

Own illness
 On vacation
 Bad weather
 Labor dispute
 New job to begin within 30 days (Skip to 22B and 22C2)
 Temporary layoff (Under 30 days)
 Indefinite layoff (30 days or more or no def. recall date) (Skip to 22C3)
 Other (Specify)

21B. Is ... receiving wages or salary from his/her employer for any of the time off LAST WEEK?

Yes
 No

21C. Does ... usually work 35 hours or more a week at this job?

Yes
 No (Skip to 23 and enter job held last week)

22. (If LK in 19, Skip to 22A.) Has ... been looking for work during the past 4 weeks?

Yes No (Go to 24)

22A. What has ... been doing in the last 4 weeks to find work? (Mark all methods used; do not read list.)

Checked pub. emp. agency with - pvt. emp. agency employer directly
 friends or relatives
 Placed or answered ads.
 Nothing (Skip to 24)
 Other (Specify in notes, e.g., JTPA, union or prof. register, etc.)

22B. At the time ... started looking for work, was it because he/she lost or quit a job or was there some other reason?

Lost job
 Quit job
 Left school
 Wanted temporary work
 Change in home or family responsibilities
 Left military service
 Other (Specify in notes)

22C. 1) How many weeks has ... been looking for work?

2) How many weeks ago did ... start looking for work?

3) How many weeks ago was ... laid off?

22D. Has ... been looking for full-time or part-time work?

Full Part

22E. Could ... have taken a job LAST WEEK if one had been offered?

Yes No Why not?

Already has a job
 Temporary illness
 Going to school
 Other (Specify in notes)

22F. When did ... last work at a full-time job or business lasting 2 consecutive weeks or more? Within last 12 months (Specify) (Month)

One to five years ago
 More than 5 years ago
 Never worked full-time 2 wks. or more
 Never worked at all
 (SKIP TO 23. If layoff entered in 21A, enter job, either full or part time, from which laid off. Else enter last full time job lasting 2 weeks or more, or "never worked.")

24. CHECK ITEM (Rotation number)

First digit of SEGMENT number is: 2, 3, 4, 6, 7 or 8 (Skip to 26)
 1 or 5 (Go to 24A)

24A. When did ... last work for pay at a regular job or business, either full- or part-time?

Within past 12 months
 1 up to 2 years ago
 2 up to 3 years ago
 3 up to 4 years ago
 4 up to 5 years ago
 5 or more years ago
 Never worked (Skip to 24C)

24B. Why did ... leave that job?

Personal, family (incl. pregnancy) or school
 Health
 Retirement or old age
 Seasonal job completed
 Slack work or business conditions
 Temporary nonseasonal job completed
 Unsatisfactory work arrangements (Hours, pay, etc.)
 Other

24C. Does ... want a regular job now, either full- or part-time?

Yes
 Maybe - it depends (Go to 24D)
 No
 Don't know (Skip to 24E)

24D. What are the reasons ... is not looking for work? (Mark each reason mentioned)

Believes no work available in line of work or area
 Couldn't find any work
 Lacks nec. schooling, training, skills or experience
 Employers think too young or too old
 Other pers. handicap in finding job
 Can't arrange child care
 Family responsibilities
 In school or other training
 Ill health, physical disability
 Other (Specify in notes)
 Don't know

24E. Does ... intend to look for work of any kind in the next 12 months?

Yes
 It depends (Specify in notes)
 No
 Don't know
 (If entry in 24B, describe job in 23, otherwise, skip to 26)

25. CHECK ITEM (Rotation number)

First digit of SEGMENT number is: 2, 3, 4, 6, 7 or 8 (Skip to 26)
 1 or 5 (Go to 25A)

25A. How many hours per week does ... USUALLY work at this job?

0 1 2 3 4 5 6 7 8 9 10 11 12 13 14 15 16 17 18 19 20 21 22 23 24 25 26 27 28 29 30 31 32 33 34 35 36 37 38 39 40 41 42 43 44 45 46 47 48 49 50

25B. Is ... paid by the hour on this job?

Yes (Go to 25C)
 No (Skip to 25D)

25C. How much does ... earn per hour?

Dollars	Cents
0	0
1	0
2	0
3	0
4	0
5	0
6	0
7	0
8	0
9	0
0	1
1	1
2	1
3	1
4	1
5	1
6	1
7	1
8	1
9	1
0	2
1	2
2	2
3	2
4	2
5	2
6	2
7	2
8	2
9	2
0	3
1	3
2	3
3	3
4	3
5	3
6	3
7	3
8	3
9	3
0	4
1	4
2	4
3	4
4	4
5	4
6	4
7	4
8	4
9	4
0	5
1	5
2	5
3	5
4	5
5	5
6	5
7	5
8	5
9	5
0	6
1	6
2	6
3	6
4	6
5	6
6	6
7	6
8	6
9	6
0	7
1	7
2	7
3	7
4	7
5	7
6	7
7	7
8	7
9	7
0	8
1	8
2	8
3	8
4	8
5	8
6	8
7	8
8	8
9	8
0	9
1	9
2	9
3	9
4	9
5	9
6	9
7	9
8	9
9	9

25D. How much does ... USUALLY earn per week at this job BEFORE deductions? Include any overtime pay, commissions, or tips usually received.

\$ REF

25E. On this job, is ... a member of a labor union or of an employee association similar to a union?

Yes (Skip to 26)
 No (Ask 25F)

25F. On this job, is ... covered by a union or employee association contract?

Yes
 No (Go to 26)

23E. Was this person an employee of a PRIVATE Co, bus., or individual for wages, salary or comm. ... P

A FEDERAL government employee ... F (Go to 23F)
 A STATE government employee ... S
 A LOCAL government employee ... L

Self-empl. in OWN bus., prof. practice, or farm

Is the business incorporated? Yes
 No SE (Skip to 26)

Working WITHOUT PAY in fam. bus. or farm ... WP
 NEVER WORKED ... NEV

23F. CHECK ITEM

Entry (or NA) in item 20A (Go to 25 at top of page)
 Entry (or NA) in item 21B

All other cases (Skip to 26)

18A. LINE	18B. RELATIONSHIP TO REFERENCE PERSON	18C. PAR'S LINE NO.	18D. AGE	18E. MARITAL STATUS	18F. SPOUSE'S LINE NUMBER	18G1. SEX	18G2. VETERAN STATUS	18H. HIGHEST GRADE ATTENDED	18I. GRADE COMPLETED	18J. RACE	18K. ORIGIN
	Ref. Person WITH rel. in H'hld..... 01			Married—spouse present		Male <input checked="" type="checkbox"/>				White.....	
	Ref. person with NO rel. in H'hld..... 02			Married—spouse absent (Exclude separated)		Female <input checked="" type="checkbox"/>				Black.....	
	Husband..... 03			Widowed			Veteran <input checked="" type="checkbox"/>			Amer. Indian, Aleut, Eskimo.....	
	Wife..... 04			Divorced						Asian or Pacific Isl.....	
	Natural/Adopted Child..... 05			Separated						Other.....	
	Step Child..... 06			Never married							
	Grandchild..... 07										
	Parent..... 08										
	Brother/Sister..... 09										
	Other Rel. of Ref. Person..... 10										
	Foster Child..... 11										
	Non-rel. of Ref. Person WITH OWN rel. in H'hld..... 12										
	Partner/Roommate..... 13	None			None						
	Non-rel. of Ref. Person (other than partner/roommate) with NO OWN rel. in H'hld..... 14										

26. CHECK ITEM
(Transcribe from control card item 18)
This person is
16–24 years of age (Ask 26A)
All others (Skip to 26C)

26A. (If 'School' in 19, Verify) LAST WEEK
was ... attending or enrolled in a high school, college, or university?
(Mark "Yes" if currently on holiday or seasonal vacation. Mark "No" for summer vacation.)
Yes (Verify) No (Skip to 26C)
High school (Ask 26B)
College or Univ. (Ask 26B)

26B. Is ... enrolled in school as a full-time or part-time student?
Full time (Fill 26C)
Part time (Fill 26C)

26C. CHECK ITEM Who responded to the labor force items for this person?
 Self
 Other
 Self/Other

18. LINE NUMBER

19. What was ... doing most of LAST WEEK -

- Working Keeping house
- Going to school or something else?
- Working (Skip to 20A) WK
- With a job but not at work J
- Looking for work LK
- Keeping house H
- Going to school S
- Unable to work (Skip to 24) U
- Retired R
- Other (Specify) OT

20C. Does ... USUALLY work 35 hours or more a week at this job?

- Yes What is the reason worked less than 35 hours LAST WEEK?
- No What is the reason USUALLY works less than 35 hours a week?

(Mark the appropriate reason)

- Slack work
- Material shortage
- Plant or machine repair
- New job started during week
- Job terminated during week
- Could find only part-time work
- Holiday (Legal or religious)
- Labor dispute
- Bad weather
- Own illness
- On vacation
- Too busy with housework, school, personal bus., etc.
- Did not want full-time work
- Full-time work week under 35 hours
- Other reason (Specify)

(Skip to 23 and enter job worked at last week)

20. Did ... do any work at all LAST WEEK, not counting work around the house? (Note: If farm or business operator in hhs., ask about unpaid work.)

Yes No (Go to 21)

20A. How many hours did ... work LAST WEEK at all jobs?

20B. CHECK ITEM

- 49+ (Skip to item 23)
- 1-34 (Go to 20C)
- 35-48 (Go to 20D)

20D. Did ... lose any time or take any time off LAST WEEK for any reason such as illness, holiday or slack work?

Yes How many hours did ... take off?

(Correct 20A if lost time not already deducted; if 20A reduced below 35, correct 20B and fill 20C)

No

20E. Did ... work any overtime or at more than one job LAST WEEK?

Yes How many extra hours did ... work?

(Correct 20A and 20B as necessary if extra hours not already included and skip to 23.)

No (Skip to 23)

INDUSTRY	OCCUPATION
Ref. Unc.	Ref. Unc.

21. (If in 19, skip to 21A.) Did ... have a job or business from which he/she was temporarily absent or on layoff LAST WEEK?

Yes No (Go to 22)

21A. Why was ... absent from work LAST WEEK?

- Own illness
- On vacation
- Bad weather
- Labor dispute
- New job to begin within 30 days (Skip to 22B and 22C2)
- Temporary layoff (Under 30 days)
- Indefinite layoff (30 days or more or no def. recall date) (Skip to 22C3)
- Other (Specify)

21B. Is ... receiving wages or salary from his/her employer for any of the time off LAST WEEK?

Yes No

21C. Does ... usually work 35 hours or more a week at this job?

Yes No

(Skip to 23 and enter job held last week)

22. (If LK in 19, Skip to 22A.) Has ... been looking for work during the past 4 weeks?

Yes No (Go to 24)

22A. What has ... been doing in the last 4 weeks to find work? (Mark all methods used; do not read list.)

- Checked pub. employ. agency with - pvt. employ. agency employer directly friends or relatives
- Placed or answered ads
- Nothing (Skip to 24)
- Other (Specify in notes, e.g., TPA, union or prof. register, etc.)

22B. At the time ... started looking for work, was it because he/she lost or quit a job or was there some other reason?

- Lost job
- Quit job
- Left school
- Wanted temporary work
- Change in home or family responsibilities
- Left military service
- Other (Specify in notes)

22C. 1) How many weeks has ... been looking for work?

2) How many weeks ago did ... start looking for work?

3) How many weeks ago was ... laid off?

22D. Has ... been looking for full-time or part-time work?

22E. Could ... have taken a job LAST WEEK if one had been offered?

- Yes No Why not?
- Already has a job
- Temporary illness
- Going to school
- Other (Specify in notes)

22F. When did ... last work at a full-time job or business lasting 2 consecutive weeks or more?

- Within last 12 months (Specify) (Month)
- One to five years ago
- More than 5 years ago
- Never worked full-time 2 wks. or more
- Never worked at all
- (SKIP to 23. If layoff entered in 21A, enter job, either full or part time, from which laid off. Else enter last full time job lasting 2 weeks or more, or "never worked.")

24. CHECK ITEM (Rotation number)

First digit of SEGMENT number is: 2, 3, 4, 6, 7 or 8 (Skip to 26) 1 or 5 (Go to 24A)

24A. When did ... last work for pay at a regular job or business, either full- or part-time?

- Within past 12 months
- 1 up to 2 years ago
- 2 up to 3 years ago
- 3 up to 4 years ago
- 4 up to 5 years ago
- 5 or more years ago
- Never worked

24B. Why did ... leave that job?

- Personal, family (incl. pregnancy) or school
- Health
- Retirement or old age
- Seasonal job completed
- Slack work or business conditions
- Temporary nonseasonal job completed
- Unsatisfactory work arrangements (Hours, pay, etc.)
- Other

24C. Does ... want a regular job now, either full- or part-time?

- Yes
- Maybe - it depends (Specify in notes)
- No
- Don't know

24D. What are the reasons ... is not looking for work? (Mark each reason mentioned)

- Believes no work available in line of work or area
- Couldn't find any work
- Lacks nec. schooling, training, skills or experience
- Employers think too young or too old
- Other pers. handicap in finding job
- Can't arrange child care
- Family responsibilities
- In school or other training
- Ill health, physical disability
- Other (Specify in notes)
- Don't know

24E. Does ... intend to look for work of any kind in the next 12 months?

- Yes
- It depends (Specify in notes)
- No
- Don't know
- (If entry in 24B, describe job in 23, otherwise, skip to 26)

25. CHECK ITEM (Rotation number)

First digit of SEGMENT number is: 2, 3, 4, 6, 7 or 8 (Skip to 26) 1 or 5 (Go to 25A)

25A. How many hours per week does ... USUALLY work at this job?

- 25B. Is ... paid by the hour on this job? Yes No (Go to 25C) (Skip to 25D)
- 25C. How much Dollars Cents does ... earn per hour?

25D. How much does ... USUALLY earn per week at this job BEFORE deductions? Include any overtime pay, commissions, or tips usually received.

25E. On this job, is ... a member of a labor union or of an employee association similar to a union? Yes No (Skip to 26) (Ask 25F)

25F. On this job, is ... covered by a union or employee association contract? Yes No (Go to 26)

23. DESCRIPTION OF JOB OR BUSINESS

23A. For whom did ... work? (Name of company, business, organization or other employer.)

23B. What kind of business or industry is this? (For example: TV and radio mfg., retail shoe store, State Labor Dept.)

23C. What kind of work was ... doing? (For example: electrical engineer, stock clerk, typist, farmer.)

23D. What were ...'s most important activities or duties at this job? (For example: types, keeps account books, files, sells cars, operates printing press, finishes concrete.)

23E. Was this person

- An employee of a PRIVATE Co, bus. or individual for wages, salary or comm. P
- A FEDERAL government employee F (Go to 23F)
- A STATE government employee S
- A LOCAL government employee L
- Self-empl. in OWN bus., prof. practice, or farm
- Is the business incorporated? Yes No SE (Skip to 26)
- Working WITHOUT PAY in fam. bus. or farm. WP
- NEVER WORKED. NEV

23F. CHECK ITEM

- Entry (or NA) in item 20A (Go to 25 at top of page)
- Entry (or NA) in item 21B
- All other cases (Skip to 26)

18A. LINE	18B. RELATIONSHIP TO REFERENCE PERSON	18C. PAR'S LINE NO.	18D. AGE	18E. MARITAL STATUS	18F. SPOUSE'S LINE NUMBER	18G1. SEX Male <input checked="" type="checkbox"/> Female <input type="checkbox"/>	18H. HIGHEST GRADE ATTENDED	18I. GRADE COMPLETED Yes <input type="checkbox"/> No <input type="checkbox"/>	18J. RACE White <input type="checkbox"/> Black <input type="checkbox"/> Amer. Indian, Aleut, Eskimo <input type="checkbox"/> Asian or Pacific Isl. <input type="checkbox"/> Other <input checked="" type="checkbox"/>	18K. ORIGIN
	Ref Person WITH rel. in H'hld. 01									
	Ref. person with NO rel. in H'hld. 02			Married—spouse present						
	Husband 03									
	Wife 04			Married—spouse absent (Exclude separated)						
	Natural/Adopted Child 05									
	Step Child 06			Widowed						
	Grandchild 07			Divorced						
	Parent 08			Separated						
	Brother/Sister 09			Never married						
	Other Rel. of Ref. Person 10									
	Foster Child 11									
	Non-rel. of Ref. Person WITH OWN rel. in H'hld. 12	None			None					
	Partner/Roommate 13									
	Non-rel. of Ref. Person (other than partner/roommate) with NO OWN rel. in H'hld. 14									

26. CHECK ITEM
(Transcribe from control card item 18)

This person is
16–24 years of age (Ask 26A)
All others (Skip to 26C)

26A. (If 'School' in 19, Verify) LAST WEEK
was . . . attending or enrolled in a high school, college, or university?
(Mark "Yes" if currently on holiday or seasonal vacation. Mark "No" for summer vacation).

Yes (Verify) No (Skip to 26C)
High school (Ask 26B)
College or Univ.

26B. Is . . . enrolled in school as a full-time or part-time student?
Full time (Fill 26C)
Part time

26C. CHECK ITEM Who responded to the labor force items for this person?
 Self
 Other
 Self/Other

18. LINE NUMBER

19. What was ... doing most of LAST WEEK -
 Working Keeping house
 Going to school or something else?

Working (Skip to 20A) ... WK
 With a job but not at work ... J
 Looking for work ... LK
 Keeping house ... H
 Going to school ... S
 Unable to work (Skip to 24) ... U
 Retired ... R
 Other (Specify) ... OT

20C. Does ... USUALLY work 35 hours or more a week at this job?
 Yes ... What is the reason ... worked less than 35 hours LAST WEEK?
 No ... What is the reason ... USUALLY works less than 35 hours a week?

(Mark the appropriate reason)
 Slack work
 Material shortage
 Plant or machine repair
 New job started during week
 Job terminated during week
 Could find only part-time work
 Holiday (Legal or religious)
 Labor dispute
 Bad weather
 Own illness
 On vacation
 Too busy with housework, school, personal bus., etc.
 Did not want full-time work
 Full-time work week under 35 hours
 Other reason (Specify)

20. Did ... do any work at all LAST WEEK, not counting work around the house?
 (Note: If farm or business operator in hlt., ask about unpaid work.)
 Yes No (Go to 21)
 20A. How many hours did ... work LAST WEEK at all jobs?
 0 1 2 3 4 5 6 7 8 9 10 11 12 13 14 15 16 17 18 19 20 21 22 23 24 25 26 27 28 29 30 31 32 33 34 35 36 37 38 39 40
 20B. CHECK ITEM
 49+ (Skip to item 23)
 1-34 (Go to 20C)
 35-48 (Go to 20D)
 20D. Did ... lose any time or take any time off LAST WEEK for any reason such as illness, holiday or slack work?
 Yes How many hours did ... take off?
 (Correct 20A if lost time not already deducted; if 20A reduced below 35, correct 20B and fill 20C)
 No
 20E. Did ... work any overtime or at more than one job LAST WEEK?
 Yes How many extra hours did ... work?
 (Correct 20A and 20B as necessary if extra hours not already included and skip to 23.)
 No (Skip to 23)

21. (If in 19, skip to 21A.)
 Did ... have a job or business from which he/she was temporarily absent or on layoff LAST WEEK?
 Yes No (Go to 22)

21A. Why was ... absent from work LAST WEEK?
 Own illness
 On vacation
 Bad weather
 Labor dispute
 New job to begin within 30 days
 Temporary layoff (Under 30 days)
 Indefinite layoff (30 days or more or no def. recall date)
 Other (Specify)

21B. Is ... receiving wages or salary from his/her employer for any of the time off LAST WEEK?
 Yes No

21C. Does ... usually work 35 hours or more a week at this job?
 Yes No

22. (If LK in 19, skip to 22A.)
 Has ... been looking for work during the past 4 weeks?
 Yes No (Go to 24)
 22A. What has ... been doing in the last 4 weeks to find work? (Mark all methods used; do not read list.)
 Checked pub. employ. agency with-
 ovt. employ. agency employer directly
 friends or relatives
 Placed or answered ads.
 Nothing (Skip to 24)
 Other (Specify in notes, e.g., JTPA, union or prof. register, etc.)

22B. At the time ... started looking for work, was it because he/she lost or quit a job or was there some other reason?
 Lost job
 Quit job
 Left school
 Wanted temporary work
 Change in home or family responsibilities
 Left military service
 Other (Specify in notes)

22C. 1) How many weeks has ... been looking for work?
 2) How many weeks ago did ... start looking for work?
 3) How many weeks ago was ... laid off?

22D. Has ... been looking for full-time or part-time work?
 Full Part

22E. Could ... have taken a job LAST WEEK if one had been offered?
 Yes No Why not?
 Already has a job
 Temporary illness
 Going to school
 Other (Specify in notes)

22F. When did ... last work at a full-time job or business lasting 2 consecutive weeks or more?
 Within last 12 months (Specify) ... (Month) _____
 One to five years ago
 More than 5 years ago
 Never worked full-time 2 wks. or more
 Never worked at all
 (SKIP to 23. If layoff entered in 21A, enter job, either full or part time, from which laid off. Else enter last full time job lasting 2 weeks or more, or "never worked.")

INDUSTRY	OCCUPATION
OFFICE	
UNEMPLOYED	
Ref.	Ref.
Unc.	Unc.

23. DESCRIPTION OF JOB OR BUSINESS
 23A. For whom did ... work? (Name of company, business, organization or other employer.)
 23B. What kind of business or industry is this? (For example: TV and radio mfg., retail shoe store, State Labor Dept.)
 23C. What kind of work was ... doing? (For example: electrical engineer, stock clerk, typist, farmer.)
 23D. What were ...'s most important activities or duties at this job? (For example: types, keeps account books, files, sells cars, operates printing press, finishes concrete.)

24. CHECK ITEM
 (Rotation number)
 First digit of SEGMENT number is:
 2, 3, 4, 6, 7 or 8 (Skip to 26)
 1 or 5 (Go to 24A)

24A. When did ... last work for pay at a regular job or business, either full- or part-time?
 Within past 12 months
 1 up to 2 years ago
 2 up to 3 years ago
 3 up to 4 years ago
 4 up to 5 years ago
 5 or more years ago
 Never worked

24B. Why did ... leave that job?
 Personal, family (incl. pregnancy) or school
 Health
 Retirement or old age
 Seasonal job completed
 Slack work or business conditions
 Temporary nonseasonal job completed
 Unsatisfactory work arrangements (Hours, pay, etc.)
 Other

24C. Does ... want a regular job now, either full- or part-time?
 Yes (Go to 24D)
 Maybe - it depends (Specify in notes)
 No (Skip to 24E)
 Don't know

24D. What are the reasons ... is not looking for work? (Mark each reason mentioned)
 Believes no work available in line of work or area
 Couldn't find any work
 Lacks nec. schooling, training, skills or experience
 Employers think too young or too old
 Other pers. handicap in finding job
 Can't arrange child care
 Family responsibilities
 In school or other training
 Ill health, physical disability
 Other (Specify in notes)
 Don't know

24E. Does ... intend to look for work of any kind in the next 12 months?
 Yes
 It depends (Specify in notes)
 No
 Don't know
 (If entry in 24B, describe job in 23, otherwise, skip to 26)

25. CHECK ITEM
 (Rotation number)
 First digit of SEGMENT number is:
 2, 3, 4, 6, 7 or 8 (Skip to 26)
 1 or 5 (Go to 25A)

25A. How many hours per week does ... USUALLY work at this job?
 0 1 2 3 4 5 6 7 8 9 10 11 12 13 14 15 16 17 18 19 20 21 22 23 24 25 26 27 28 29 30 31 32 33 34 35 36 37 38 39 40

25B. Is ... paid by the hour on this job?
 Yes (Go to 25C)
 No (Skip to 25D)

25C. How much does ... earn per hour?
 Dollars Cents
 \$

25D. How much does ... USUALLY earn per week at this job BEFORE deductions? Include any overtime pay, commissions, or tips usually received.
 \$ REF

25E. On this job, is ... a member of a labor union or of an employee association similar to a union?
 Yes (Skip to 26)
 No (Ask 25F)

25F. On this job, is ... covered by a union or employee association contract?
 Yes (Go to 26)
 No

26. CHECK ITEM
 (Rotation number)
 First digit of SEGMENT number is:
 2, 3, 4, 6, 7 or 8 (Skip to 26)
 1 or 5 (Go to 24A)

26A. Was this person an employee of a PRIVATE Co., bus. or individual for wages, salary or comm. ... P
 A FEDERAL government employee ... F
 A STATE government employee ... S
 A LOCAL government employee ... L
 Self-empl. in OWN bus., prof. practice, or farm
 Is the business incorporated? Yes No SE
 Working WITHOUT PAY in fam. bus. or farm ... WP
 NEVER WORKED ... NEV

26B. Was this person ...
 Entry (or NA) in item 20A
 Entry (or NA) in item 21B
 All other cases

26C. (Go to 25 at top of page)

26D. (Skip to 26)

26E. (Skip to 26)

26F. (Skip to 26)

26G. (Skip to 26)

26H. (Skip to 26)

26I. (Skip to 26)

26J. (Skip to 26)

26K. (Skip to 26)

26L. (Skip to 26)

26M. (Skip to 26)

18A. LINE	18B. RELATIONSHIP TO REFERENCE PERSON	18C. PAR'S LINE NO.	18D. AGE	18E. MARITAL STATUS	18F. SPOUSE'S LINE NUMBER	18G1. SEX	18G2. VETERAN STATUS	18H. HIGHEST GRADE ATTENDED	18I. GRADE COMPLETED	18J. RACE	18K. ORIGIN
	Ref Person WITH rel. in H'hld..... 01					Male <input type="checkbox"/>					
	Ref. person with NO rel. in H'hld..... 02			Married—spouse present		Female <input checked="" type="checkbox"/>					
	Husband..... 03								Yes <input type="checkbox"/>	White.....	
	Wife..... 04			Married—spouse absent (Exclude separated)			Veteran <input checked="" type="checkbox"/>		No <input type="checkbox"/>	Black.....	
	Natural/Adopted Child..... 05						Vietnam Era			Amer. Indian, Aleut, Eskimo	
	Step Child..... 06			Widowed			Korean War			Asian or Pacific Isl.	
	Grandchild..... 07			Divorced			World War II			Other.....	
	Parent..... 08			Separated			World War I				
	Brother/Sister..... 09			Never married			Other Service				
	Other Rel. of Ref. Person..... 10						Nonveteran				
	Foster Child..... 11										
	Non-rel. of Ref. Person WITH OWN rel. in H'hld..... 12	None			None						
	Partner/Roommate..... 13										
	Non-rel. of Ref. Person (other than partner/roommate) with NO OWN rel. in H'hld..... 14										

26. CHECK ITEM (Transcribe from control card item 18)
 This person is 16-24 years of age (Ask 26A)
 All others (Skip to 26C)

26A. (If 'School' in 19, Verify) LAST WEEK was ... attending or enrolled in a high school, college, or university?
 (Mark "Yes" if currently on holiday or seasonal vacation. Mark "No" for summer vacation).
 Yes (Verify) No (Skip to 26C)
 High school (Ask 26B)
 College or Univ.

26B. Is ... enrolled in school as a full-time or part-time student?
 Full time (Fill 26C)
 Part time

26C. CHECK ITEM Who responded to the labor force items for this person?
 Self
 Other
 Self/Other

18. LINE NUMBER

19. What was ... doing most of LAST WEEK -
 Working
 Keeping house
 Going to school or something else
 Working (Skip to 20A) ... WK
 With a job but not at work ... J
 Looking for work ... LK
 Keeping house ... H
 Going to school ... S
 Unable to work (Skip to 24) ... U
 Retired ... R
 Other (Specify) ... OT

20. Did ... do any work at all LAST WEEK, not counting work around the house?
 (Note: If farm or business operator in hh., ask about unpaid work.)
 Yes No (Go to 21)
20A. How many hours did ... work LAST WEEK at all jobs?
 49+ (Skip to item 23)
 1-34 (Go to 20C)
 35-48 (Go to 20D)
20B. CHECK ITEM
 49+ (Skip to item 23)
 1-34 (Go to 20C)
 35-48 (Go to 20D)
20C. Does ... USUALLY work 35 hours or more a week at this job?
 Yes What is the reason worked less than 35 hours LAST WEEK?
 No What is the reason USUALLY works less than 35 hours a week?
 (Mark the appropriate reason)
 Slack work ... S
 Material shortage ... S
 Plant or machine repair ... S
 New job started during week ... S
 Job terminated during week ... S
 Could find only part-time work ... S
 Holiday (Legal or religious) ... S
 Labor dispute ... S
 Bad weather ... S
 Own illness ... S
 On vacation ... S
 Too busy with housework, school, personal bus., etc. ... S
 Did not want full-time work ... S
 Full-time work week under 35 hours ... S
 Other reason (Specify) ... S
 (Skip to 23 and enter job worked at last week)

20D. Did ... lose any time or take any time off LAST WEEK for any reason such as illness, holiday or slack work?
 Yes How many hours did ... take off?
 (Correct 20A if lost time not already deducted; if 20A reduced below 35, correct 20B and fill 20C)
 No
20E. Did ... work any overtime or at more than one job LAST WEEK?
 Yes How many extra hours did ... work?
 (Correct 20A and 20B as necessary if extra hours not already included and skip to 23.)
 No (Skip to 23)

21. (If in 19, skip to 21A.)
 Did ... have a job or business from which he/she was temporarily absent or on layoff LAST WEEK?
 Yes No (Go to 22)
21A. Why was ... absent from work LAST WEEK?
 Own illness ...
 On vacation ...
 Bad weather ...
 Labor dispute ...
 New job to begin within 30 days (Skip to 22B and 22C2)
 Temporary layoff (Under 30 days)
 Indefinite layoff (30 days or more or no def. recall date) (Skip to 22C3)
 Other (Specify) ...
21B. Is ... receiving wages or salary from his/her employer for any of the time off LAST WEEK?
 Yes No
21C. Does ... usually work 35 hours or more a week at this job?
 Yes No
 (Skip to 23 and enter job held last week)

22. (If LK in 19, Skip to 22A.)
 Has ... been looking for work during the past 4 weeks?
 Yes No (Go to 24)
22A. What has ... been doing in the last 4 weeks to find work? (Mark all methods used; do not read list.)
 Checked pub. employ. agency with-
 pvt. employ. agency employer directly
 friends or relatives
 Placed or answered ads.
 Nothing (Skip to 24)
 Other (Specify in notes, e.g., TPA, union or prof. register, etc.)
22B. At the time ... started looking for work, was it because he/she lost or quit a job or was there some other reason?
 • Lost job
 • Quit job
 • Left school
 • Wanted temporary work
 • Change in home or family responsibilities
 • Left military service
 • Other (Specify in notes)
22C. 1) How many weeks has ... been looking for work?
 2) How many weeks ago did ... start looking for work?
 3) How many weeks ago was ... laid off?
22D. Has ... been looking for full-time or part-time work?
 Full Part
22E. Could ... have taken a job LAST WEEK if one had been offered?
 Yes No Why not?
 Already has a job ...
 Temporary illness ...
 Going to school ...
 Other (Specify in notes)
22F. When did ... last work at a full-time job or business lasting 2 consecutive weeks or more?
 Within last 12 months (Specify) (Month) _____
 One to five years ago ...
 More than 5 years ago ...
 Never worked full-time 2 wks. or more ...
 Never worked at all ...
 (SKIP TO 23. If layoff entered in 21A, enter job, either full or part time, from which laid off. Else enter last full time job lasting 2 weeks or more, or "never worked.")

23. DESCRIPTION OF JOB OR BUSINESS
 23A. For whom did ... work? (Name of company, business, organization or other employer.)
 23B. What kind of business or industry is this? (For example: TV and radio mtg., retail shoe store, State Labor Dept.)
 23C. What kind of work was ... doing? (For example: electrical engineer, stock clerk, typist, farmer.)
 23D. What were ...'s most important activities or duties at this job? (For example: types, keeps account books, files, sells cars, operates printing press, finishes concrete.)

24. CHECK ITEM
 (Rotation number)
 First digit of SEGMENT number is:
 2, 3, 4, 6, 7 or 8 (Skip to 26)
 1 or 5 (Go to 24A)
24A. When did ... last work for pay at a regular job or business, either full- or part-time?
 Within past 12 months
 1 up to 2 years ago ...
 2 up to 3 years ago ... (Go to 24B)
 3 up to 4 years ago ...
 4 up to 5 years ago ...
 5 or more years ago ... (Skip to 24C)
 Never worked ...
24B. Why did ... leave that job?
 Personal, family (incl. pregnancy) or school ...
 Health ...
 Retirement or old age ...
 Seasonal job completed ...
 Slack work or business conditions
 Temporary nonseasonal job completed ...
 Unsatisfactory work arrangements (Hours, pay, etc.)
 Other ...
24C. Does ... want a regular job now, either full- or part-time?
 Yes (Go to 24D)
 Maybe - it depends (Specify in notes)
 No (Skip to 24E)
 Don't know ...
24D. What are the reasons ... is not looking for work? (Mark each reason mentioned)
 • Believes no work available in line of work or area
 • Couldn't find any work
 • Lacks nec. schooling, training, skills or experience
 • Employers think too young or too old
 • Other pers. handicap in finding job
 • Can't arrange child care
 • Family responsibilities
 • In school or other training
 • Ill health, physical disability
 • Other (Specify in notes)
 • Don't know
24E. Does ... intend to look for work of any kind in the next 12 months?
 Yes
 It depends (Specify in notes)
 No
 Don't know (If entry in 24B, describe job in 23, otherwise, skip to 26)

25. CHECK ITEM
 (Rotation number)
 First digit of SEGMENT number is:
 2, 3, 4, 6, 7 or 8 (Skip to 26)
 1 or 5 (Go to 25A)
25A. How many hours per week does ... USUALLY work at this job?
25B. Is ... paid by the hour on this job?
 Yes (Go to 25C)
 No (Skip to 25D)
25C. How much Dollars Cents does ... earn per hour?
 \$ _____
 (Ask 25D) REF
25D. How much does ... USUALLY earn per week at this job BEFORE deductions? Include any overtime pay, commissions, or tips usually received.
 \$ _____ REF
25E. On this job, is ... a member of a labor union or of an employee association similar to a union?
 Yes (Skip to 26)
 No (Ask 25F)
25F. On this job, is ... covered by a union or employee association contract?
 Yes (Go to 26)
 No

INDUSTRY OFFICE
OCCUPATION USE
 Ref. :
 Unc. :

23. DESCRIPTION OF JOB OR BUSINESS

23A. For whom did ... work? (Name of company, business, organization or other employer.)

23B. What kind of business or industry is this? (For example: TV and radio mtg., retail shoe store, State Labor Dept.)

23C. What kind of work was ... doing? (For example: electrical engineer, stock clerk, typist, farmer.)

23D. What were ...'s most important activities or duties at this job? (For example: types, keeps account books, files, sells cars, operates printing press, finishes concrete.)

23E. Was this person
 An employee of a PRIVATE Co, bus., or individual for wages, salary or comm. ... P
 A FEDERAL government employee ... F (Go to 23F)
 A STATE government employee ... S
 A LOCAL government employee ... L
 Self-empl. in OWN bus., prof. practice, or farm
 Is the business incorporated? Yes ... I
 No ... SE (Skip to 26)
 Working WITHOUT PAY in fam. bus. or farm ... WP
 NEVER WORKED ... NEV

23F. CHECK ITEM
 Entry (or NA) in item 20A (Go to 25 at top of page)
 Entry (or NA) in item 21B
 All other cases (Skip to 26)

18A. LINE	18B. RELATIONSHIP TO REFERENCE PERSON	18C. PAR'S LINE NO.	18D. AGE	18E. MARITAL STATUS	18F. SPOUSE'S LINE NUMBER	18G1. SEX	18H. HIGHEST GRADE ATTENDED	18I. GRADE COMPLETED	18J. RACE	18K. ORIGIN
	Ref. Person WITH rel. in H'hld. 01					Male			White.....	
	Ref. person with NO rel. in H'hld. 02			Married—spouse present		Female		Yes <input type="checkbox"/>	Black.....	
	Husband 03			Married—spouse absent (Exclude separated)				No <input type="checkbox"/>	Amer. Indian, Aleut, Eskimo	
	Wife 04			Widowed					Asian or Pacific Isl.	
	Natural/Adopted Child 05			Divorced					Other.....	
	Step Child 06			Separated						
	Grandchild 07			Never married						
	Parent 08									
	Brother/Sister 09									
	Other Rel. of Ref. Person 10									
	Foster Child 11									
	Non-rel. of Ref. Person WITH OWN rel. in H'hld. 12	None			None					
	Partner/Roommate 13									
	Non-rel. of Ref. Person (other than partner/roommate) with NO OWN rel. in H'hld. 14									

26. CHECK ITEM
(Transcribe from control card item 18)

This person is
 16–24 years of age (Ask 26A)
 All others (Skip to 26C)

26A. (If 'School' in 19, Verify) LAST WEEK
 was ... attending or enrolled in a high school, college, or university?
 (Mark "Yes" if currently on holiday or seasonal vacation. Mark "No" for summer vacation).

Yes (Verify) No (Skip to 26C)
 High school (Ask 26B)
 College or Univ.

26B. Is ... enrolled in school as a full-time or part-time student?

Full time
 Part time (Fill 26C)

26C. CHECK ITEM Who responded to the labor force items for this person?

Self
 Other
 Self/Other

ATTACHMENT 9

INDUSTRY CLASSIFICATIONS

Detailed Industry Classification Codes

(Numbers in parentheses are the 1972 SIC code equivalent; see Executive Office of the President, Office of Management and Budget, Standard Industrial Classification Manual, 1972 and the 1977 Supplement. "Pt" means part; "n.e.c." means not elsewhere classified.)

Code	Industries
000-009	not used
010-031	AGRICULTURE, FORESTRY, AND FISHERIES
010	Agricultural production, crops (01)
011	Agricultural production, livestock (02)
012-019	not used
020	Agricultural services, except horticultural (07, except 078)
021	Horticultural services (078)
022-029	not used
030	Forestry (08)
031	Fishing, hunting, and trapping (09)
032-039	not used
040-050	MINING
040	Metal mining (10)
041	Coal mining (11,12)
042	Crude petroleum and natural gas extraction (13)
043-049	not used
050	Nonmetallic mining and quarrying, except fuel (14)
051-059	not used
060	CONSTRUCTION (15, 16, 17)
061-099	not used
100-392	MANUFACTURING
100-222	Nondurable Goods
100-122	Food and kindred products
100	Meat products (201)
101	Dairy products (202)
102	Canned and preserved fruits and vegetables (203)
103-109	not used
110	Grain mill products (204)
111	Bakery products (205)
112	Sugar and confectionery products (206)
113-119	not used
120	Beverage industries (208)
121	Miscellaneous food preparations and kindred products (207, 209)
122	Not specified food industries
123-129	not used
130	Tobacco manufactures (21)
131	not used
132-150	Textile mill products
132	Knitting mills (225)
133-139	not used
140	Dyeing and finishing textiles, except wool and knit goods (226)
141	Floor coverings, except hard surface (227)
142	Yarn, thread, and fabric mills (228, 221-224)

Code	Industry
143-149	not u
150	Misc
151-152	Appar
151	App
152	Misc
153-159	not us
160-162	Paper
160	Pulp
161	Misc
162	Pape
163-170	not us
171-172	Printi
171	New
172	Prin
173-179	not us
180-192	Chem
180	Plas
181	Dru
182	Soap
183-189	not u
190	Pain
191	Agr
192	Indu
193-199	not us
200-201	Petro
200	Petr
201	Misc
202-209	not us
210-212	Rubb
210	Tire
211	Oth
212	Misc
213-219	not us
220-222	Leath
220	Lea
221	Foo
222	Lea
223-229	not us
230-391	Dural
230-241	Lumb
230	Log
231	Saw
232	Woo
233-240	not
241	Mis
242	Furni
243-249	not u
250-262	Stone
250	Gla
251	Cent
252	Stru
253-260	not
261	Pott
262	Mis
263-269	not u
270-301	Meta
270	Blas

Coc

271
272
273
280

281
282
283
290
291
292
293
300

301
302
310
310

311
312
313
320

321
322
322
322

33
33
33
34

34
34
34
34

35
35
35
35

36
36
36
36

37
37
37
37

38
38
38
38

39
39
39
39

—
1.
ta

271					
272					
273					
280					
281					
282					
283					
290					
291					
292					
293					
300					
301					
302					
310					
310					
311					
312					
313					
320					
321					
322					
322					
322					
33					
33					
33					
34					
34					
34					
34					
34					
35					
35					
35					
35					
35					
36					
36					
36					
36					
37					
37					
37					
37					
37					
38					
38					
38					
38					
39					
39					
39					
39					
—					
1.					
ta					

Code	Industries
400-472	TRANSPORTATION, COMMUNICATIONS, AND OTHER PUBLIC UTILITIES
400-432	Transportation
400	Railroads (40)
401	Bus service and urban transit (41 except 412)
402	Taxicab service (412)
403-409	not used
410	Trucking service (421, 423)
411	Warehousing and storage (422)
412	U.S. Postal Service (43)
413-419	not used
420	Water transportation (44)
421	Air transportation (45)
422	Pipe lines, except natural gas (46)
423-431	not used
432	Services incidental to transportation (47)
433-439	not used
440-442	Communications
440	Radio and television broadcasting (483)
441	Telephone (wire and radio) (481)
442	Telegraph and miscellaneous communication services (482, 489)
443-459	not used
460-472	Utilities and sanitary services
460	Electric light and power (491)
461	Gas and steam supply systems (492, 496)
462	Electric and gas, and other combinations (493)
463-469	not used
470	Water supply and irrigation (494, 497)
471	Sanitary services (495)
472	Not specified utilities
473-499	not used
500-571	WHOLESALE TRADE
500-532	Durable Goods
500	Motor vehicles and equipment (501)
501	Furniture and home furnishings (502)
502	Lumber and construction materials (503)
503-509	not used
510	Sporting goods, toys, and hobby goods (504)
511	Metals and minerals, except petroleum (505)
512	Electrical goods (506)
513-520	not used
521	Hardware, plumbing and heating supplies (507)
522	Not specified electrical and hardware products
523-529	not used
530	Machinery, equipment, and supplies (508)
531	Scrap and waste materials (5093)
532	Miscellaneous wholesale, durable goods (5094, 5099)
533-539	not used
540-571	Nondurable Goods
540	Paper and paper products (511)
541	Drugs, chemicals, and allied products (512, 516)
542	Apparel, fabrics, and notions (513)
543-549	not used
550	Groceries and related products (514)
551	Farm products - raw materials (515)
552	Petroleum products (517)

Code	Industries
553-559	not used
560	Alcoholic
561	Farm sup
562	Miscellar
563-570	not used
571	Not speci
572-579	not used
580-691	RETAIL T
580	Lumber :
581	hardware
582	retail nur
583-589	not used
590	Mobile h
591	Departm
592	Variety s
593-599	not used
600	Miscellar
601	Grocery
602	Dairy pr
603-609	not used
610	Retail ba
611	Food sto
612	Motor ve
613-619	not used
620	Auto anc
621	Gasoline
622	Miscella
623-629	not used
630	Apparel
631	Shoe sto
632	Furnitur
633-639	not used
640	Househo
641	Eating a
642	Drug sto
643-649	not used
650	Liquor s
651	Sporting
652	Book an
653-659	not used
660	Jewelry
661	Sewing,
662	Mail orc
663-669	not used
670	Vending
671	Direct s
672	Fuel anc
673-680	not used
681	Retail fl
682	Miscella
683-690	not usec
691	Not spe
692-699	not usec

Code	Industries
700-712	FINANCE, INSURANCE, AND REAL ESTATE
700	Banking (60)
701	Savings and loan associations (612)
702	Credit agencies, n.e.c. (61, except 612)
703-709	not used
710	Security, commodity brokerage, and investment companies (62, 67)
711	Insurance (63, 64)
712	Real estate: including real estate-insurance-law offices (65, 66)
713-720	not used
721-760	BUSINESS AND REPAIR SERVICES
721	Advertising (731)
722	Services to dwellings and other buildings (734)
723-729	not used
730	Commercial research, development, and testing labs (7391, 7397)
731	Personnel supply services (736)
732	Business management and consulting services (7392)
733-739	not used
740	Computer and data processing services (737)
741	Detective and protective services (7393)
742	Business services, n.e.c. (732, 733, 735, 7394, 7395, 7396, 7399)
743-749	not used
750	Automotive services, except repair (751, 752, 754)
751	Automotive repair shops (753)
752	Electrical repair shops (762, 7694)
753-759	not used
760	Miscellaneous repair services (763, 764, 7692, 7699)
761-791	PERSONAL SERVICES
761	Private households (88)
762	Hotels and motels (701)
763-769	not used
770	Lodging places, except hotels and motels (702, 703, 704)
771	Laundry, cleaning, and garment services (721)
772	Beauty shops (723)
773-779	not used
780	Barber shops (724)
781	Funeral service and crematories (726)
782	Shoe repair shops (725)
783-789	not used
790	Dressmaking shops (part 729)
791	Miscellaneous personal services (722, part 729)
792-799	not used
800-802	ENTERTAINMENT AND RECREATION SERVICES
800	Theaters and motion pictures (78, 792)
801	Bowling alleys, billiard and pool parlors (793)
802	Miscellaneous entertainment and recreation services (791, 794, 799)
803-811	not used
812-892	PROFESSIONAL AND RELATED SERVICES
812	Offices of physicians (801, 803)
813-819	not used
820	Offices of dentists (802)
821	Offices of chiropractors (8041)
822	Offices of optometrists (8042)
823-829	not used

Code	Industries
830	Offices of health practitioners, n.e.c. (8049)
831	Hospitals (806)
832	Nursing and personal care facilities (805)
833-839	not used
840	Health services, n.e.c. (807, 808, 809)
841	Legal services (81)
842	Elementary and secondary schools (821)
843-849	not used
850	Colleges and universities (822)
851	Business, trade, and vocational schools (824)
852	Libraries (823)
853-859	not used
860	Educational services, n.e.c. (829)
861	Job training and vocational rehabilitation services (833)
862	Child day care services (835)
863-869	not used
870	Residential care facilities, without nursing (836)
871	Social services, n.e.c. (832, 839)
872	Museums, art galleries, and zoos (84)
873-879	not used
880	Religious organizations (866)
881	Membership organizations (861-865, 869)
882	Engineering, architectural, and surveying services (891)
883-889	not used
890	Accounting, auditing, and bookkeeping services (893)
891	Noncommercial educational and scientific research (892)
892	Miscellaneous professional and related services (899)
893-899	not used
900-932	PUBLIC ADMINISTRATION
900	Executive and legislative offices (911-913)
901	General government, n.e.c. (919)
902-909	not used
910	Justice, public order, and safety (92)
911-920	not used
921	Public finance, taxation, and monetary policy (93)
922	Administration of human resources programs (94)
923-929	not used
930	Administration of environmental quality and housing programs (95)
931	Administration of economic programs (96)
932	National security and international affairs (97)
933-990	not used
991	Assigned to persons whose labor force status is unemployed and whose last job was Armed forces.

INDUSTRY CLASSIFICATIONS

Detailed Industry Recodes (01-51)

Detailed Industry	Recode	Industry
Agriculture Service	01	01
Other Agriculture	02	02
Mining	03	03
Construction	04	
Manufacturing (Durable Goods)		
Lumber and wood products, except furniture	05	23
Furniture and fixtures	06	
Stone clay, glass, and concrete product	07	24
Primary metals	08	25
Fabricated metal	09	26
Not specified metal industries	10	
Machinery, except electrical	11	31
Electrical machinery, equipment, and supplies	12	32
Motor vehicles and equipment	13	
Aircraft and parts	14	
Other transportation equipment	15	33
Professional and photographic equipment, and watches	16	34
Toys, amusements, and sporting goods	17	
Miscellaneous and not specified manufacturing industries	18	35
Manufacturing (Nondurable Goods)		
Food and kindred products	19	10
Tobacco manufactures	20	
Textile mill products	21	11
Apparel and other finished textile products	22	12
Paper and allied products	23	13
Printing, publishing and allied industries	24	14
Chemicals and allied products	25	15
Petroleum and coal products	26	20
Rubber and miscellaneous plastics products	27	21
Leather and leather products	28	22
Transportation	29	40
Communications	30	41
Utilities and Sanitary Services	31	42
Wholesale Trade	32	50
Retail Trade	33	51
Banking and Other Finance	34	70
Insurance and Real Estate	35	71
Private Household Services	36	
Business Services	37	72

Detailed Industry	Recode	Industry Code
Repair Services	38	750-760
Personal Services, Except Private Household	39	762-791
Entertainment and Recreation Services	40	800-802
Hospitals	41	831
Health Services, Except Hospitals	42	812-830 832-840
Educational Services	43	842-860
Social Services	44	861-871
Other Professional Services	45	841,872-892
Forestry and Fisheries	46	030-031
Justice, Public Order and Safety	47	910
Administration of Human Resource Programs	48	922
National Security and Internal Affairs	49	932
Other Public Administration	50	900,901,921,930,931
Armed Forces	51	991

INDUSTRY CLASSIFICATIONS

Major Industry Recodes (01-14)

Major Industry	Recode	Industry Code
Agriculture, Forestry, and Fisheries	01	10-31
Mining	02	40-50
Construction	03	60
Manufacturing (Durable Goods)	04	230-392
Nondurable Goods	05	100-222
Transportation, Communications and Other Public Utilities	06	400-472
Wholesale Trade	07	500-571
Retail Trade	08	580-691
Finance, Insurance, and Real Estate	09	700-712
Business and Repair Services	10	721-760
Personal Services Including Private Households	11	761-791
Entertainment and Recreation Services	12	800-802
Professional and Related Services	13	812-892
Public Administration	14	900-932

ATTACHMENT 10

OCCUPATION CLASSIFICATIONS

Occupational Classification Codes for Detailed Occupational Categories

(Numbers in parentheses are the 1980 SIC code equivalent; see U.S. Department of Commerce, Office of Federal Statistical Policy and Standards, *Standard Occupational Classification Manual, 1980*. "Pt" means part; "n.e.c." means not elsewhere classified.)

Code	Occupations
000-002	not used
003-199	MANAGERIAL AND PROFESSIONAL SPECIALTY OCCUPATIONS
003-037	Executive, Administrative, and Managerial Occupations
003	Legislators (111)
004	Chief executives and general administrators, public administration (112)
005	Administrators and officials, public administration (1132-1139)
006	Administrators, protective services (1131)
007	Financial managers (122)
008	Personnel and labor relations managers (123)
009	Purchasing managers (124)
010-012	not used
013	Managers, marketing, advertising, and public relations (125)
014	Administrators, education and related fields (128)
015	Managers, medicine and health (131)
016	Managers, properties and real estate (1353)
017	Postmasters and mail superintendents (1344)
018	Funeral directors (pt 1359)
019	Managers and administrators, n.e.c. (121, 126, 127, 132-139, exc. 1344, 1353, pt 1359)
020-022	not used
023-037	Management Related Occupations
023	Accountants and auditors (1412)
024	Underwriters (1414)
025	Other financial officers (1415, 1419)
026	Management analysts (142)
027	Personnel, training, and labor relations specialists (143)
028	Purchasing agents and buyers, farm products (1443)
029	Buyers, wholesale and retail trade except farm products (1442)
030-032	not used
033	Purchasing agents and buyers, n.e.c. (1449)
034	Business and promotion agents (145)
035	Construction inspectors (1472)
036	Inspectors and compliance officers, exc. construction (1473)
037	Management related occupations, n.e.c. (149)
038-042	not used
043-199	Professional Specialty Occupations
043-063	Engineers, Architects, and Surveyors
043	Architects (161)
044-059	Engineers
044	Aerospace (1622)
045	Metallurgical and materials (1623)
046	Mining (1624)
047	Petroleum (1625)
048	Chemical (1626)
049	Nuclear (1627)
050-052	not used
053	Civil (1628)

Code	Occupations
054	Agricultural (1632)
055	Electrical and electronic (1633, 1636)
056	Industrial (1634)
057	Mechanical (1635)
058	Marine and naval architects (1637)
059	Engineers, n.e.c. (1639)
060-062	not used
063	Surveyors and Mapping Scientists (164)
064-068	Mathematical and Computer Scientists
064	Computer systems analysts and scientists (171)
065	Operations and systems researchers and analysts (172)
066	Actuaries (1732)
067	Statisticians (1733)
068	Mathematical scientists, n.e.c. (1739)
069-083	Natural Scientists
069	Physicists and astronomers (1842, 1843)
070-072	not used
073	Chemists, except biochemists (1845)
074	Atmospheric and space scientists (1846)
075	Geologists and geodesists (1847)
076	Physical scientists, n.e.c. (1849)
077	Agricultural and food scientists (1853)
078	Biological and life scientists (1854)
079	Forestry and conservation scientists (1852)
080-082	not used
083	Medical scientists (1855)
084-089	Health Diagnosing Occupations
084	Physicians (261)
085	Dentists (262)
086	Veterinarians (27)
087	Optometrists (281)
088	Podiatrists (283)
089	Health diagnosing practitioners, n.e.c. (289)
090-094	not used
095-106	Health Assessment and Treating Occupations
095	Registered nurses (29)
096	Pharmacists (301)
097	Dietitians (302)
098-105	Therapists
098	Inhalation therapists (3031)
099	Occupational therapists (3032)
100-102	not used
103	Physical therapists (3033)
104	Speech therapists (3034)
105	Therapists, n.e.c. (3039)
106	Physicians' assistants (304)
107-112	not used
113-154	Teachers, Postsecondary
113	Earth, environmental, and marine science teachers (2212)
114	Biological science teachers (2213)
115	Chemistry teachers (2214)
116	Physics teachers (2215)
117	Natural science teachers, n.e.c. (2216)
118	Psychology teachers (2217)
119	Economics teachers (2218)
120-122	not used
123	History teachers (2222)
124	Political science teachers (2223)

Code	Occupations
125	Sociology teachers (2224)
126	Social science teachers, n.e.c. (2225)
127	Engineering teachers (2226)
128	Mathematical science teachers (2227)
129	Computer science teachers (2228)
130-132	not used
133	Medical science teachers (2231)
134	Health specialties teachers (2232)
135	Business, commerce, and marketing teachers (2233)
136	Agriculture and forestry teachers (2234)
137	Art, drama, and music teachers (2235)
138	Physical education teachers (2236)
139	Education teachers (2237)
140-142	not used
143	English teachers (2238)
144	Foreign language teachers (2242)
145	Law teachers (2243)
146	Social work teachers (2244)
147	Theology teachers (2245)
148	Trade and industrial teachers (2246)
149	Home economics teachers (2247)
150-152	not used
153	Teachers, postsecondary, n.e.c. (2249)
154	Postsecondary teachers, subject not specified
155-159	Teachers, Except Postsecondary
155	Teachers, prekindergarten and kindergarten (231)
156	Teachers, elementary school (232)
157	Teachers, secondary school (233)
158	Teachers, special education (235)
159	Teachers, n.e.c. (236, 239)
160-162	not used
163	Counselors, educational and vocational (24)
164-165	Librarians, Archivists, and Curators
164	Librarians (251)
165	Archivists and curators (252)
166-173	Social Scientists and Urban Planners
166	Economists (1912)
167	Psychologists (1915)
168	Sociologists (1916)
169	Social scientists, n.e.c. (1913, 1914, 1919)
170-172	not used
173	Urban planners (192)
174-177	Social, Recreation, and Religious Workers
174	Social workers (2032)
175	Recreation workers (2033)
176	Clergy (2042)
177	Religious workers, n.e.c. (2049)
178-179	Lawyers and Judges
178	Lawyers (211)
179	Judges (212)
180-182	not used
183-199	Writers, Artists, Entertainers, and Athletes
183	Authors (321)
184	Technical writers (398)
185	Designers (322)
186	Musicians and composers (323)
187	Actors and directors (324)
188	Painters, sculptors, craft-artists, and artists print-makers (325)

Code	Occupations
189	Photographers (326)
190-192	not used
193	Dancers (327)
194	Artists, performers, and related workers, n.e.c. (328, 329)
195	Editors and reporters (331)
196	not used
197	Public relations specialists (332)
198	Announcers (333)
199	Athletes (34)
200-202	not used
203-389	TECHNICAL, SALES, AND ADMINISTRATIVE SUPPORT OCCUPATIONS
203-235	Technicians and Related Support Occupations
203-208	Health Technologists and Technicians
203	Clinical laboratory technologists and technicians (362)
204	Dental hygienists (363)
205	Health record technologists and technicians (364)
206	Radiologic technicians (365)
207	Licensed practical nurses (366)
208	Health technologists and technicians, n.e.c. (369)
209-212	not used
213-235	Technologists and Technicians, Except Health
213-218	Engineering and Related Technologists and Technicians
213	Electrical and electronic technicians (3711)
214	Industrial engineering technicians (3712)
215	Mechanical engineering technicians (3713)
216	Engineering technicians, n.e.c. (3719)
217	Drafting occupations (372)
218	Surveying and mapping technicians (373)
219-222	not used
223-225	Science Technicians
223	Biological technicians (382)
224	Chemical technicians (3831)
225	Science technicians n.e.c. (3832, 3833, 384, 389)
226-235	Technicians; Except Health, Engineering, and Science
226	Airplane pilots and navigators (825)
227	Air traffic controllers (392)
228	Broadcast equipment operators (393)
229	Computer programmers (3971, 3972)
230-232	not used
233	Tool programmers, numerical control (3974)
234	Legal assistants (396)
235	Technicians, n.e.c. (399)
236-242	not used
243-285	Sales Occupations
243	Supervisors and proprietors, sales occupations (40)
244-252	not used
253-257	Sales Representatives, Finance and Business Services
253	Insurance sales occupations (4122)
254	Real estate sales occupations (4123)
255	Securities and financial services sales occupations (4124)
256	Advertising and related sales occupations (4153)
257	Sales occupations, other business services (4152)
258-259	Sales Representatives, Commodities Except Retail
258	Sales engineers (421)
259	Sales representatives, mining, manufacturing, and wholesale (423, 424)
260-262	not used
263-278	Sales Workers, Retail and Personal Services

Code	Occupations
263	Sales workers, motor vehicles and boats (4342, 4344)
264	Sales workers, apparel (4346)
265	Sales workers, shoes (4351)
266	Sales workers, furniture and home furnishings (4348)
267	Sales workers, radio, TV, hi-fi, and appliances (4343, 4352)
268	Sales workers, hardware and building supplies (4353)
269	Sales workers, parts (4367)
270-273	not used
274	Sales workers, other commodities (4345, 4347, 4354, 4356, 4359, 4362, 4369)
275	Sales counter clerks (4363)
276	Cashiers (4364)
277	Street and door-to-door sales workers (4366)
278	News vendors (4365)
279-282	not used
283-285	Sales Related Occupations
283	Demonstrators, promoters and models, sales (445)
284	Auctioneers (447)
285	Sales support occupations, n.e.c. (444, 446, 449)
286-302	not used
303-389	Administrative Support Occupations, Including Clerical
303-307	Supervisors, Administrative Support Occupations
303	Supervisors, general office (4511, 4513-4519, 4529)
304	Supervisors, computer equipment operators (4512)
305	Supervisors, financial records processing (4521)
306	Chief communications operators (4523)
307	Supervisors; distribution, scheduling, and adjusting clerks (4522, 4524-4528)
308-309	Computer Equipment Operators
308	Computer operators (4612)
309	Peripheral equipment operators (4613)
310-312	not used
313-315	Secretaries, Stenographers and Typists
313	Secretaries (4622)
314	Stenographers (4623)
315	Typists (4624)
316-323	Information Clerks
316	Interviewers (4642)
317	Hotel clerks (4643)
318	Transportation ticket and reservation agents (4644)
319	Receptionists (4645)
320-322	not used
323	Information clerks, n.e.c. (4649)
324	not used
325-336	Records Processing Occupation, Except Financial
325	Classified-ad clerks (4662)
326	Correspondence clerks (4663)
327	Order clerks (4664)
328	Personnel clerks, except payroll and timekeeping (4692)
329	Library clerks (4694)
330-334	not used
335	File clerks (4696)
336	Records clerks (4699)
337-344	Financial Records Processing Occupations
337	Bookkeepers, accounting, and auditing clerks (4712)
338	Payroll and timekeeping clerks (4713)
339	Billing clerks (4715)
340-342	not used
343	Cost and rate clerks (4716)
344	Billing, posting, and calculating machine operators (4718)

Code	Occupations
345-347	Duplicating, Mail and Other Machine Operators
345	Duplicating machine operators (4722)
346	Mail preparing and paper handling machine operators (4723)
347	Office machine operators, n.e.c. (4729)
348-353	Communications Equipment Operators
348	Telephone operators (4732)
349	Telegraphers (4733)
350-352	not used
353	Communications equipment operators, n.e.c. (4739)
354-357	Mail and Message Distributing Occupations
354	Postal clerks, exc. mail carriers (4742)
355	Mail carriers, postal service (4743)
356	Mail clerks, exc. postal service (4744)
357	Messengers (4745)
358	not used
359-374	Material Recording, Scheduling, and Distributing Clerks, n.e.c.
359	Dispatchers (4751)
360-362	not used
363	Production coordinators (4752)
364	Traffic, shipping, and receiving clerks (4753)
365	Stock and inventory clerks (4754)
366	Meter readers (4755)
367	not used
368	Weighers, measurers, and checkers (4756)
369	Samplers (4757)
370-372	not used
373	Expeditors (4758)
374	Material recording, scheduling, and distributing clerks, n.e.c. (4759)
375-378	Adjusters and Investigators
375	Insurance adjusters, examiners, and investigators (4782)
376	Investigators and adjusters, except insurance (4783)
377	Eligibility clerks, social welfare (4784)
378	Bill and account collectors (4786)
379-389	Miscellaneous Administrative Support Occupations
379	General office clerks (463)
380-382	not used
383	Bank tellers (4791)
384	Proofreaders (4792)
385	Data-entry keyers (4793)
386	Statistical clerks (4794)
387	Teachers aides (4795)
388	not used
389	Administrative support occupations, n.e.c. (4787, 4799)
390-402	not used
403-469	SERVICE OCCUPATIONS
403-407	Private Household Occupations
403	Launderers and ironers (503)
404	Cooks, private household (504)
405	Housekeepers and butlers (505)
406	Child care workers, private household (506)
407	Private household cleaners and servants (502, 507, 509)
408-412	not used

Code	Occupations
413-427	Protective Service Occupations
413-415	Supervisors, protective service occupations
413	Supervisors, firefighting and fire prevention occupations (5111)
414	Supervisors, police and detectives (5112)
415	Supervisors, guards (5113)
416-417	Firefighting and fire prevention occupations
416	Fire inspection and fire prevention occupations (5122)
417	Firefighting occupations (5123)
418-424	Police and detectives
418	Police and detectives, public service (5132)
423	Sheriffs, bailiffs, and other law enforcement officers (5134)
424	Correctional institution officers (5133)
425-427	Guards
425	Crossing guards (5142)
426	Guards and police, exc., public service (5144)
427	Protective service occupations, n.e.c. (5149)
433-469	Service Occupations, Except Protective and Household
433-444	Food preparation and service occupations
433	Supervisors, food preparation and service occupations (5211)
434	Bartenders (5212)
435	Waiters and waitresses (5213)
436	Cooks, except short order (5214)
437	Short-order cooks (5215)
438	Food counter, fountain and related occupations (5216)
439	Kitchen workers, food preparation (5217)
440-442	not used
443	Waiters'/waitresses' assistants (5218)
444	Miscellaneous food preparation occupations (5219)
445-447	Health Service Occupations
445	Dental assistants (5232)
446	Health aides, except nursing (5233)
447	Nursing aides, orderlies, and attendants (5236)
448-455	Cleaning and Building Service Occupations, except Household
448	Supervisors, cleaning and building service workers (5241)
449	Maids and housemen (5242, 5249)
450-452	not used
453	Janitors and cleaners (5244)
454	Elevator operators (5245)
455	Pest control occupations (5246)
456-469	Personal Service Occupations
456	Supervisors, personal service occupations (5251)
457	Barbers (5252)
458	Hairdressers and cosmetologists (5253)
459	Attendants, amusement and recreation facilities (5254)
460-462	not used
463	Guides (5255)
464	Ushers (5256)
465	Public transportation attendants (5257)
466	Baggage porters and bellhops (5262)
467	Welfare service aides (5263)
468	Child care workers, except private household (5264)
469	Personal service occupations, n.e.c. (5258, 5269)
470-472	not used

Code	Occupations
473-499	FARMING, FORESTRY, AND FISHING OCCUPATIONS
473-476	Farm Operators and Managers
473	Farmers, except horticulture (5512, 5514)
474	Horticultural specialty farmers (5515)
475	Managers, farms, except horticultural (5522-5524)
476	Managers, horticultural specialty farms (5525)
477-489	Other Agricultural and Related Occupations
477-484	Farm Occupations, Except Managerial
477	Supervisors, farm workers (5611)
478	not used
479	Farm workers (5612-5617)
480-482	not used
483	Marine life cultivation workers (5618)
484	Nursery workers (5619)
485-489	Related Agricultural Occupations
485	Supervisors, related agricultural occupations (5621)
486	Groundskeepers and gardeners, except farm (5622)
487	Animal caretakers, except farm (5624)
488	Graders and sorters, agricultural products (5625)
489	Inspectors, agricultural products (5627)
490-493	not used
494-496	Forestry and Logging Occupations
494	Supervisors, forestry and logging workers (571)
495	Forestry workers, except logging (572)
496	Timber cutting and logging occupations (573, 579)
497-499	Fishers, Hunters, and Trappers
497	Captains and other officers, fishing vessels (pt 8241)
498	Fishers (583)
499	Hunters and trappers (584)
500-502	not used
503-699	PRECISION PRODUCTION, CRAFT, AND REPAIR OCCUPATIONS
503-549	Mechanics and Repairers
503	Supervisors, Mechanics and Repairers (60)
504	not used
505-549	Mechanics and Repairers, Except Supervisors
505-517	Vehicle and Mobile Equipment Mechanics and Repairers
505	Automobile mechanics (pt 6111)
506	Automobile mechanic apprentices (pt 6111)
507	Bus, truck, and stationary engine mechanics (6112)
508	Aircraft engine mechanics (6113)
509	Small engine repairers (6114)
510-513	not used
514	Automobile body and related repairers (6115)
515	Aircraft mechanics, exc. engine (6116)
516	Heavy equipment mechanics (6117)
517	Farm equipment mechanics (6118)
518	Industrial machinery repairers (613)
519	Machinery maintenance occupations (614)
520-522	not used
523-533	Electrical and Electronic Equipment Repairers
523	Electronic repairers, communications and industrial equipment (6151, 6153, 6155)
524	not used
525	Data processing equipment repairers (6154)
526	Household appliance and power tool repairers (6156)
527	Telephone line installers and repairers (6157)
528	not used
529	Telephone installers and repairers (6158)

Code	Occupations
530-532	not used
533	Miscellaneous electrical and electronic equipment repairers (6152, 6159)
534	Heating, air conditioning, and refrigeration mechanics (616)
535-549	Miscellaneous Mechanics and Repairers
535	Camera, watch, and musical instrument repairers (6171, 6172)
536	Locksmiths and safe repairers (6173)
537	not used
538	Office machine repairers (6174)
539	Mechanical controls and valve repairers (6175)
540-542	not used
543	Elevator installers and repairers (6176)
544	Millwrights (6178)
545-546	not used
547	Specified mechanics and repairers, n.e.c. (6177, 6179)
548	not used
549	Not specified mechanics and repairers
550-552	not used
553-599	Construction Trades
553-558	Supervisors, Construction Occupations
553	Supervisors; brickmasons, stonemasons, and tile setters (6312)
554	Supervisors, carpenters and related workers (6313)
555	Supervisors, electricians and power transmission installers (6314)
556	Supervisors; painters, paperhangers, and plasterers (6315)
557	Supervisors: plumbers, pipefitters, and steamfitters (6316)
558	Supervisors, n.e.c. (6311, 6318)
559-562	not used
563-599	Construction Trades, Except Supervisors
563	Brickmasons and stonemasons (pt 6412, pt 6413)
564	Brickmason and stonemason apprentices (pt 6412, pt 6413)
565	Tile setters, hard and soft (6414, pt 6462)
566	Carpet installers (pt 6462)
567	Carpenters (pt 6422)
568	not used
569	Carpenter apprentices (pt 6422)
570-572	not used
573	Drywall installers (6424)
574	not used
575	Electricians (pt 6432)
576	Electrician apprentices (pt 6432)
577	Electrical power installers and repairers (6433)
578	not used
579	Painters, construction and maintenance (6442)
580-582	not used
583	Paperhangers (6443)
584	Plasterers (6444)
585	Plumbers, pipefitters, and steamfitters (pt 645)
586	not used
587	Plumber, pipefitter, and steamfitter apprentices (pt 645)
588	Concrete and terrazzo finishers (6463)
589	Glaziers (6464)
590-592	not used
593	Insulation workers (6465)
594	Paving, surfacing, and tamping equipment operators (6466)
595	Roofers (6468)
596	Sheetmetal duct installers (6472)
597	Structural metal workers (6473)
598	Drillers, earth (6474)
599	Construction trades, n.e.c. (6467, 6475, 6476, 6479)

Code	Occupations
600-612	not used
613-617	Extractive Occupations
613	Supervisors, extractive occupations (632)
614	Drillers, oil well (652)
615	Explosives workers (653)
616	Mining machine operators (654)
617	Mining occupations, n.e.c. (656)
618-632	not used
633-699	Precision Production Occupations
633	Supervisors, production occupations (67, 71)
634-655	Precision Metal Working Occupations
634	Tool and die makers (pt 6811)
635	Tool and die maker apprentices (pt 6811)
636	Precision assemblers, metal (6812)
637	Machinists (pt 6813)
638	not used
639	Machinist apprentices (pt 6813)
640-642	not used
643	Boilermakers (6814)
644	Precision grinders, filers, and tool sharpeners (6816)
645	Patternmakers and model makers, metal (6817)
646	Lay-out workers (6821)
647	Precious stones and metals workers (jewelers) (6822, 6866)
648	not used
649	Engravers, metal (6823)
650-652	not used
653	Sheet metal workers (pt 6824)
654	Sheet metal worker apprentices (pt 6824)
655	Miscellaneous precision metal workers (6829)
656-659	Precision Woodworking Occupations
656	Patternmakers and model makers, wood (6831)
657	Cabinet makers and bench carpenters (6832)
658	Furniture and wood finishers (6835)
659	Miscellaneous precision woodworkers (6839)
660-665	not used
666-674	Precision Textile, Apparel, and Furnishings Machine Workers
666	Dressmakers (pt 6852, pt 7752)
667	Tailors (pt 6852)
668	Upholsterers (6853)
669	Shoe repairers (6854)
670-672	not used
673	Apparel and fabric patternmakers (6856)
674	Miscellaneous precision apparel and fabric workers (6859, pt 7752)
675-684	Precision workers, assorted materials
675	Hand molders and shapers, except jewelers (6861)
676	Patternmakers, lay-out workers, and cutters (6862)
677	Optical goods workers (6864, pt 7477, pt 7677)
678	Dental laboratory and medical appliance technicians (6865)
679	Bookbinders (6844)
680-682	not used
683	Electrical and electronic equipment assemblers (6867)
684	Miscellaneous precision workers, n.e.c. (6869)
685	not used
686-688	Precision Food Production Occupations
686	Butchers and meat cutters (6871)
687	Bakers (6872)
688	Food batchmakers (6873, 6879)
689-693	Precision Inspectors, Testers, and Related Workers

Code	Occupations
689	Inspectors, testers, and graders (6881, 828)
690-692	not used
693	Adjusters and calibrators (6882)
694-699	Plant and System Operators
694	Water and sewage treatment plant operators (691)
695	Power plant operators (pt 693)
696	Stationary engineers (pt 693, 7668)
697-698	not used
699	Miscellaneous plant and system operators (692, 694, 695, 696)
700-702	not used
OPERATORS, FABRICATORS, AND LABORERS	
703-889	Machine Operators, Assemblers, and Inspectors
703-799	Machine Operators and Tenders, except Precision
703-779	Machine Operators and Tenders, except Precision
703-715	Metal Working and Plastic Working Machine Operators
703	Lathe and turning machine set-up operators (7312)
704	Lathe and turning machine operators (7512)
705	Milling and planing machine operators (7313, 7513)
706	Punching and stamping press machine operators (7314, 7317, 7514, 7517)
707	Rolling machine operators (7316, 7516)
708	Drilling and boring machine operators (7318, 7518)
709	Grinding, abrading, buffing, and polishing machine operators (7322, 7324, 7522)
710-712	not used
713	Forging machine operators (7319, 7519)
714	Numerical control machine operators (7326)
715	Miscellaneous metal, plastic, stone, and glass working machine operators (7329, 7529)
716	not used
717	Fabricating machine operators, n.e.c. (7339, 7539)
718	not used
719-725	Metal and plastic processing machine operators
719	Molding and casting machine operators (7315, 7342, 7515, 7542)
720-722	not used
723	Metal plating machine operators (7343, 7543)
724	Heat treating equipment operators (7344, 7544)
725	Miscellaneous metal and plastic processing machine operators (7349, 7549)
726-733	Woodworking Machine Operators
726	Wood lathe, routing, and planing machine operators (7431, 7432, 7631, 7632)
727	Sawing machine operators (7433, 7633)
728	Shaping and joining machine operators (7435, 7635)
729	Nailing and tacking machine operators (7636)
730-732	not used
733	Miscellaneous woodworking machine operators (7434, 7439, 7634, 7639)
734-737	Printing Machine Operators
734	Printing machine operators (7443, 7643)
735	Photoengravers and lithographers (6842, 7444, 7644)
736	Typesetters and compositors (6841, 7642)
737	Miscellaneous printing machine operators (6849, 7449, 7649)
738-749	Textile, Apparel and Furnishings Machine Operators
738	Winding and twisting machine operators (7451, 7651)
739	Knitting, looping, taping, and weaving machine operators (7452, 7652)
740-742	not used
743	Textile cutting machine operators (7654)
744	Textile sewing machine operators (7655)
745	Shoe machine operators (7656)
746	not used
747	Pressing machine operators (7657)
748	Laundry and dry cleaning machine operators (6855, 7658)

Code	Occupations
749	Miscellaneous textile machine operators (7459, 7659)
750-752	not used
753-779	Machine Operators, Assorted Materials
753	Cementing and gluing machine operators (7661)
754	Packaging and filling machine operators (7462, 7662)
755	Extruding and forming machine operators (7463, 7663)
756	Mixing and blending machine operators (7664)
757	Separating, filtering, and clarifying machine operators (7476, 7666, 7676)
758	Compressing and compacting machine operators (7467, 7667)
759	Painting and paint spraying machine operators (7669)
760-762	not used
763	Roasting and baking machine operators, food (7472, 7672)
764	Washing, cleaning, and pickling machine operators (7673)
765	Folding machine operators (7474, 7674)
766	Furnace, kiln, and oven operators, exc. food (7675)
767	not used
768	Crushing and grinding machine operators (pt 7477, pt 7677)
769	Slicing and cutting machine operators (7478, 7678)
770-772	not used
773	Motion picture projectionists (pt 7479)
774	Photographic process machine operators (6863, 6868, 7671)
775-776	not used
777	Miscellaneous machine operators, n.e.c. (pt 7479, 7665, 7679)
778	not used
779	Machine operators, not specified
780-782	not used
783-795	Fabricators, Assemblers, and Hand Working Occupations
783	Welders and cutters (7332, 7532, 7714)
784	Solderers and brazers (7333, 7533, 7717)
785	Assemblers (772, 774)
786	Hand cutting and trimming occupations (7753)
787	Hand molding, casting, and forming occupations (7754, 7755)
788	not used
789	Hand painting, coating, and decorating occupations (7756)
790-792	not used
793	Hand engraving and printing occupations (7757)
794	Hand grinding and polishing occupations (7758)
795	Miscellaneous hand working occupations (7759)
796-799	Production Inspectors, Testers, Samplers, and Weighers
796	Production inspectors, checkers, and examiners (782, 787)
797	Production testers (783)
798	Production samplers and weighers (784)
799	Graders and sorters, exc. agricultural (785)
800-802	not used
803-859	Transportation and Material Moving Occupations
803-814	Motor Vehicle Operators
803	Supervisors, motor vehicle operators (8111)
804	Truck drivers, heavy (8212, 8213)
805	Truck drivers, light (8214)
806	Driver-sales workers (8218)
807	not used
808	Bus drivers (8215)
809	Taxicab drivers and chauffeurs (8216)
810-812	not used
813	Parking lot attendants (874)
814	Motor transportation occupations, n.e.c. (8219)
815-822	not used

Code	Occupations
823-834	Transportation Occupations, Except Motor Vehicles
823-826	Rail Transportation Occupations
823	Railroad conductors and yardmasters (8113)
824	Locomotive operating occupations (8232)
825	Railroad brake, signal, and switch operators (8233)
826	Rail vehicle operators, n.e.c. (8239)
827	not used
828-834	Water Transportation Occupations
828	Ship captains and mates, except fishing boats (pt 8241, 8242)
829	Sailors and deckhands (8243)
830-832	not used
833	Marine engineers (8244)
834	Bridge, lock, and lighthouse tenders (8245)
835-842	not used
843-859	Material Moving Equipment Operators
843	Supervisors, material moving equipment operators (812)
844	Operating engineers (8312)
845	Longshore equipment operators (8313)
846-847	not used
848	Hoist and winch operators (8314)
849	Crane and tower operators (8315)
850-852	not used
853	Excavating and loading machine operators (8316)
854	not used
855	Grader, dozer, and scraper operators (8317)
856	Industrial truck and tractor equipment operators (8318)
857-858	not used
859	Miscellaneous material moving equipment operators (8319)
860-862	not used
863-889	Handlers, Equipment Cleaners, Helpers, and Laborers
863	Supervisors, handlers, equipment cleaners, and laborers, n.e.c. (85)
864	Helpers, mechanics and repairers (863)
865-867	Helpers, Construction and Extractive Occupations
865	Helpers, construction trades (8641-8645, 8648)
866	Helpers, surveyor (8646)
867	Helpers, extractive occupations (865)
868	not used
869	Construction laborers (871)
870-872	not used
873	Production helpers (861, 862)
874	not used
875-883	Freight, Stock, and Material Handlers
875	Garbage collectors (8722)
876	Stevedores (8723)
877	Stock handlers and baggers (8724)
878	Machine feeders and offbearers (8725)
879-882	not used
883	Freight, stock, and material handlers, n.e.c. (8726)
884	not used
885	Garage and service station related occupations (873)
886	not used
887	Vehicle washers and equipment cleaners (875)
888	Hand packers and packagers (8761)
889	Laborers, except construction (8769)
890-904	not used
905	Assigned to persons whose labor force status is unemployed and whose last job was Armed Forces.

OCCUPATION CLASSIFICATIONS

Detailed Occupation Recodes (01-46)

Detailed Occupation	Recode	Occupation Code
Administrators and Officials, Public Administration	01	003-006
Other Executive, Administrators, and Managers	02	007-019
Management Related Occupations	03	023-037
Engineers	04	044-059
Mathematical and Computer Scientists	05	064-068
Natural Scientists	06	069-083
Health Diagnosing Occupations	07	084-089
Health Assessment and Treating Occupations	08	095-106
Teachers, College and University	09	113-154
Teachers, Except College and University	10	155-159
Lawyers and Judges	11	178-179
Other Professional Specialty Occupations	12	043-063 163-177, 183-199
Health Technologists and Technicians	13	203-208
Engineering and Science Technicians	14	213-225
Technicians, Except Health Engineering, and Science	15	226-235
Supervisors and Proprietors, Sales Occupations	16	243
Sales Representatives, Finance, and Business Service	17	253-257
Sales Representatives, Commodities, Except Retail	18	258-259
Sales Workers, Retail and Personal Services	19	263-278
Sales Related Occupations	20	283-285
Supervisors - Administrative Support	21	303-307
Computer Equipment Operators	22	308-309
Secretaries, Stenographers, and Typists	23	313-315
Financial Records, Processing Occupations	24	337-344
Mail and Message Distributing	25	354-357
Other Administrative Support Occupations, Including Clerical	26	316-336, 345-353, 359,389
Private Household Service Occupations	27	403-407
Protective Service Occupations	28	413-427
Food Service Occupations	29	433-444
Health Service Occupations	30	445-447
Cleaning and Building Service Occupations	31	448-455
Personal Service Occupations	32	456-469

Detailed Occupation	Recode	Occupation Code
Mechanics and Repairers	33	503-549
Construction Trades	34	553-599
Other Precision Production Occupations	35	613-699
Machine Operators and Tenders, Except Precision	36	703-779
Fabricators, Assemblers, Inspectors, and Samplers	37	783-799
Motor Vehicle Operators	38	803-814
Other Transportation Occupations and Material Moving	39	823-859
Construction Laborer	40	869
Freight, Stock and Material Handlers	41	875-883
Other Handlers, Equipment Cleaners, and Laborers	42	863-867 873, 885-889
Farm Operators and Managers	43	473-476
Farm Workers and Related Occupations	44	477-489
Forestry and Fishing Occupations	45	494-499
Armed Forces, Currently Civilian	46	905

OCCUPATION CLASSIFICATIONS

Major Occupation Group Recodes (01-14)

Occupation Group	Recode	Occupation Code
Executive, Administrative, and Managerial Occupations	01	003-037
Professional Specialty Occupations	02	043-199
Technicians and Related Support Occupations	03	203-235
Sales Occupations	04	243-285
Administrative Support Occupations, Including Clerical	05	303-389
Private Household Service Occupations	06	403-407
Protective Service Occupation	07	413-427
Service Occupations, Except Protective and Household	08	433-469
Farming, Forestry, and Fishing Occupations	09	473-499
Precision Production, Craft, and Repair Occupations	10	503-699
Machine Operators, Assemblers, and Inspectors	11	703-799
Transportation and Material Moving Equipment Occupations	12	803-859
Handlers, Equipment Cleaners, Helpers, and Laborers	13	863-889
Armed Forces, Currently Civilian	14	905

ATTACHMENT 11

Specific Metropolitan Identifiers

The specific metropolitan identifiers on this file are based on the Office of Management and Budget's June 30, 1984 definitions and are ranked according to Census Bureau population estimates for July 1, 1983. Identification of CMSA's is based solely on the CMSA/MSA rank code (See List 1). MSA's can be identified by using either the CMSA/MSA rank code (List 1) or the FIPS MSA/PMSA code (List 4). PMSA's can be identified by either the FIPS MSA/PMSA code (List 4) or a combination of the CMSA/MSA rank codes and the PMSA rank code (List 2). Identification of individual central cities is based on a combination of codes (See List 3). Individual central cities are identified by the appropriate central city code and the FIPS MSA/PMSA code or the appropriate central city code, the CMSA/MSA rank code, and, if necessary, the PMSA rank code. Some examples of the proper coding of specific metropolitan areas are given below.

<u>AREA</u>	<u>CMSA/ MSA RANK CODE (MSARANK)</u>	<u>PMSA RANK CODE (PMSARANK)</u>	<u>INDIVIDUAL CENTRAL CITY CODE (CCCODE)</u>	<u>FIPS MSA/PMSA CODE (SMSAFIPS)</u>
	List 1	List 2	List 3	List 4
Dallas-Fort Worth, TX CMSA	010	N/C	N/C	N/C
Fort Worth-Arlington, TX PMSA	010	02	N/C	N/C
OR	N/C	N/C	N/C	2800
Fort Worth, TX Central City	010	02	1	N/C
OR	N/C	N/C	1	2800
Phoenix, AZ MSA	023	N/C	N/C	N/C
OR	N/C	N/C	N/C	6200
Mesa, AZ Central City	023	N/C	2	N/C
OR	N/C	N/C	2	6200
Burlington, VT MSA	224	N/C	N/C	N/C
OR	N/C	N/C	N/C	1305

N/C = No Code Required

NOTES:

1. Do not attempt to tally CMSA totals by summing identified PMSA's. The specific PMSA identification for some PMSA's is suppressed while the specific CMSA for those areas is available. The New Hampshire portion of the Boston CMSA is an example of this. While specific identification of Nashua and the Lawrence-Haverill and Lowell portions is suppressed, all areas are coded as being in the Boston CMSA.

2. Many of the smaller metropolitan areas in sample do not contain central city/balance breakdowns and hence, are coded "not identifiable" in the central city metropolitan statistical area residence status code (CCCSMSA). It is recommended that this code in conjunction with the modified metropolitan statistical area residence status code (MSTSMSAR) be used for tallying metropolitan residence status for national and other grouped data.

LIST 1: CMSA/MSA 1983 RANK CODES (MSARANK)

<u>CMSA/ MSA RANK CODE</u>	<u>FIPS MSA/ PMSA CODE</u>	<u>CMSA/MSA TITLE</u>
001		New York-New Jersey-Long Island, NY-NJ CMSA
002		Los Angeles-Anaheim-Riverside, CA CMSA
003		Chicago-Gary-Lake County, IL-IN-WI CMSA (Wisconsin portion not in sample)
004		Philadelphia-Wilmington-Trenton, PA-NJ-DE-MD CMSA (Maryland portion suppressed)
005		San Francisco-Oakland-San Jose, CA CMSA
006		Detroit-Ann Arbor, MI CMSA
007		Boston-Laurence-Salem, MA-NH CMSA
000		Houston-Galveston-Brazoria, TX CMSA
009	8040	Washington, DC-VA MSA
010		Dallas-Fort Worth, TX CMSA
011		Cleveland-Akron-Lorain, OH CMSA
012		Miami-Fort Lauderdale, FL CMSA
013		Pittsburgh-Deaver Valley, PA CMSA
014		St. Louis, MO-IL CMSA
015	0520	Atlanta, GA MSA
016	0720	Baltimore, MD MSA
017	5120	Minneapolis-St. Paul, MN-WI MSA (Wisconsin portion not identified)
018		Seattle-Tacoma, WA CMSA
019	7320	San Diego, CA MSA
020	0280	Tampa-St. Petersburg-Clearwater, FL MSA
021		Denver-Boulder, CO CMSA
022		Cincinnati-Hamilton, OH-KY-IN CMSA (Indiana portion not identified)
023	6200	Phoenix, AZ MSA
024		Milwaukee-Racine, WI CMSA
025	3760	Kansas City, MO-KS MSA
026		Portland-Vancouver, OR-WA CMSA
027	5560	New Orleans, LA MSA
020	1040	Columbus, OH MSA
029	5720	Norfolk-Virginia Beach-Newport News, VA MSA
030		Buffalo-Niagara Falls, NY CMSA
031	6920	Sacramento, CA MSA
032	3480	Indianapolis, IN MSA
033	7240	San Antonio, TX MSA
034		Providence-Pawtucket-Fall River, RI-MA CMSA
035	1520	Charlotte-Gastonia-Rock Hill, NC-SC MSA
036		Hartford-New Britain-Middletown, CT CMSA
037	7160	Salt Lake City-Ogden, UT MSA
030	6840	Rochester, NY MSA
039	5880	Oklahoma City, OK MSA
040	4520	Louisville, KY-IN MSA
041	2000	Dayton-Springfield, OH MSA
042	4920	Memphis, TN-AR-MS MSA (Arkansas and Mississippi portions not identified)
043	1000	Birmingham, AL MSA
044	5360	Nashville, TN MSA
045	3120	Greenboro-Winston Salem-High Point, NC MSA

<u>CMSA/ MSA RANK CODE</u>	<u>FIPS MSA/ PMSA CODE</u>	<u>CMSA/MSA TITLE</u>
046	0160	Albany-Schenectady-Troy NY MSA
047	3320	Honolulu, HI MSA
048	5960	Orlando, FL MSA
049	6760	Richmond-Petersburg, VA MSA (Dinwiddie and Prince George counties and Colonial Heights, Hopewell, and Petersburg cities not in sample)
050	3600	Jacksonville, FL MSA
051	7560	Scranton-Wilkes Barre, PA MSA (Monroe county not in sample)
052	0560	Tulsa, OK MSA
053	8960	West Palm Beach-Boca Raton-Delray Beach, FL MSA
054	8160	Syracuse, NY MSA
055	0240	Allentown-Bethlehem, PA-NJ MSA (New Jersey portion not identified)
056	0640	Austin, TX MSA
057	3000	Grand Rapids, MI MSA
058	8400	Toledo, OH MSA
059	5920	Omaha, NE-IA MSA (Iowa portion not identified)
060	6640	Raleigh-Durham, NC MSA
061	3160	Greenville-Spartanburg, SC MSA
062	3840	Knoxville, TN MSA
063	8520	Tucson, AZ MSA
064	3240	Harrisburg-Lebanon-Carlisle, PA MSA (Lebanon county not in sample)
065	2840	Fresno, CA MSA
066	0760	Baton Rouge, LA MSA
067	9320	Youngstown-Warren, OH MSA
068	4120	Las Vegas, NV MSA
069	8000	Springfield, MA MSA
070	2320	El Paso, TX MSA
071	5480	New Haven-Meriden, CT MSA
072	4400	Little Rock-North Little Rock, AR MSA
073	1440	Charleston, SC MSA
074	5160	Mobile, AL MSA (Baldwin county not in sample)
075	0680	Bakersfield, CA MSA
076	3660	Johnson City-Kingsport-Bristol, TN-VA MSA (Virginia portion not identified)
077	2640	Flint, MI MSA
078	0200	Albuquerque, NM MSA
079	9040	Wichita, KS MSA
080	1760	Columbia, SC MSA
081	1560	Chattanooga, TN-GA MSA (Marion and Sequatchie counties Tennessee not in sample)
082	6960	Saginaw-Bay City-Midland, MI MSA
083	4040	Lansing-East Lansing, MI MSA
084	9240	Worcester, MA MSA
085	1320	Canton, OH MSA
086	0840	Beaumont-Port Arthur, TX MSA
087	9280	York, PA MSA
088	1960	Davenport-Rock Island-Moline, IA-IL MSA
089	8120	Stockton, CA MSA
090	2120	Des Moines, IA MSA (Dallas county not in sample)
091	4000	Lancaster, PA MSA
092	3560	Jackson, MS MSA
093	6120	Peoria, IL MSA
094	0600	Augusta, GA-SC, MSA
095	1880	Corpus Christi, TX MSA

<u>CMSA/ MSA RANK CODE</u>	<u>FIPS MSA/ PMSA CODE</u>	<u>CMSA/MSA TITLE</u>
096	7680	Shreveport, LA MSA
097	2760	Fort Wayne, IN MSA
098	7840	Spokane, WA MSA
099	3980	Lakeland-Winter Haven, FL MSA
100	1720	Colorado Springs, CO MSA
101	3400	Huntington-Ashland, WV-KY-OH MSA (Kentucky and Ohio portions not identified)
102	4720	Madison, WI MSA
103	4880	McAllen-Edinburg-Mission, TX MSA
104	4200	Lexington-Fayette, KY MSA
105	8680	Utica-Rome, NY MSA
106	7480	Santa Barbara-Santa Maria-Lompoc, CA MSA
107	6680	Reading, PA MSA
108	6080	Pensacola, FL MBA
109	7120	Salinas-Seaside-Monterey, CA MSA
110	4900	Melbourne-Titusville-Palm Bay, FL MSA
111	0460	Appleton-Oshkosh-Neenah, WI MSA
112	2020	Daytona Beach, FL MSA
113	5170	Modesto, CA MSA
115	5240	Montgomery, AL MSA
116	2360	Erie, PA MSA
117	6880	Rockford, IL MSA
118	2440	Evansville, IN-KY MSA (Kentucky portion not identified)
119	4600	Macon-Warner Robins, GA MSA
120	1400	Charleston, WV MSA
121	2400	Eugene-Springfield, OR MSA
122	0960	Binghamton, NY MSA
123	8700	Visalia-Tulare-Porterville, CA MSA
124	3680	Johnstown, PA MSA
125	2240	Duluth, MN-WI MSA (Wisconsin portion not identified)
126	5520	New London-Norwich, CT-RI MSA (Rhode Island portion suppressed)
127	7000	Salem, OR MSA
128	6460	Poughkeepsie, NY MSA
129	2560	Fayetteville, NC MSA
130	1800	Columbus, GA-AL MSA (Alabama portion not in sample)
131	2700	Fort Myers, FL MSA
132	7000	South Bend-Mishawaka, IN MSA
133	6520	Provo-Orem, UT MSA (Central City portion only identified)
134	1240	Brownsville-Harlingen, TX MSA
135	7520	Savannah, GA MSA
136	7510	Sarasota, FL MSA
137	6000	Roanoke, VA MSA
138	4600	Lubbock, TX MSA
139	3080	Lafayette, LA MSA
140	3810	Killeen-Temple, TX MSA
141	7920	Springfield, MO MSA
142	3720	Kalamazoo, MI MSA
143	0300	Anchorage, AK MSA
144	6720	Reno, NV MSA (Central City portion only identified)
145	3290	Hickory, NC MSA
146	3440	Huntsville, AL MSA
147	8000	Waterbury, CT MSA
148	8240	Tallahassee, FL MSA
149	6450	Portsmouth-Dover-Rochester, NH-ME MSA (Maine portion not entirely in sample and it is not identified)

<u>CMSA/ MSA RANK CODE</u>	<u>FIPS MSA/ PMSA CODE</u>	<u>CMSA/MSA TITLE</u>
150	6400	Portland, ME MSA
151	4360	Lincoln, NE MSA
152	0920	Biloxi-Gulfport, MS MSA
153	3350	Houma-Thibodaux, LA MSA
154	7080	Springfield, IL MSA
156	1000	Boise City, ID MSA
157	2900	Gainesville, FL MSA
158	9000	Wheeling, WV-OH MSA (Ohio portion not identified)
161	8000	Waco, TX MSA
163	3960	Lake Charles, LA MSA
164	1360	Cedar Rapids, IA MSA
165	5400	New Bedford, MA MSA
166	1400	Champaign-Urbana-Rantoul, IL MSA
169	2720	Fort Smith, AR-OK MSA (Oklahoma portion not in sample)
170	1140	Bradenton, FL MBA
171	0480	Asheville, NC MSA
172	0870	Benton Harbor, MI MSA
173	8920	Waterloo-Cedar Falls, IA MSA
174	2670	Fort Collins-Loveland, CO MBA
178	8440	Topeka, KS MSA (Central City portion only identified)
179	1620	Chico, CA MSA
180	5320	Muskegon, MI MSA
181	4320	Lima, OH MSA
184	5790	Ocala, FL MSA
185	3520	Jackson, MS MSA
186	5200	Monroe, LA MSA
192	8600	Tuscaloosa, AL MSA
193	0780	Battle Creek, MI MSA
194	0405	Anderson, SC MSA
197	5910	Olympia, WA MSA
198	8320	Terre Haute, IN MSA
199	2650	Florence, AL MSA
201	0280	Altoona, PA MSA
202	0400	Anderson, IN MSA
203	4760	Manchester, NH MSA
204	4890	Medford, OR MBA
207	3710	Joplin, MO MSA
209	4800	Mansfield, OH MSA
211	7610	Sharon, PA MSA
216	6560	Pueblo, CO MSA
219	4200	Lawton, OK MSA
221	1040	Bloomington-Normal, IL MSA
222	2750	Fort Walton Beach, FL MSA
224	1305	Burlington, VT MSA
225	9140	Williamsport, PA MSA
226	7720	Sioux City, IA-NE MSA (Nebraska portion not in sample)
231	7760	Sioux Falls, SD MSA
233	2655	Florence, SC MSA
240	0860	Bellingham, WA MSA
242	9340	Yuba City, CA MSA
246	1740	Colombia, MO MSA
247	2880	Gadsden, AL MSA
248	2580	Fayetteville-Springdale, AR MSA
252	3740	Kankakee, IL MSA

LIST 2: PMSA 1983 RANK CODES (PMSARANK)

Note: The PMSA Rank is assigned based on a PMSA's population when compared to other PMSA's within the parent CMSA,

<u>CMSA RANK CODE</u>	<u>PMSA RANK CODE</u>	<u>FIPS MSA PMSA CODE</u>	<u>PMSA TITLE</u>
001	01	5600	New York, NY
	02	5380	Nassau-Suffolk, NY
	03	5640	Newark, NJ
	04	0875	Bergen-Passaic, NJ
	05	5015	Middlesex-Somerset-Hunterdon, NJ
	06	5190	Monmouth-Ocean, NJ
	07	3640	Jersey City, NJ
	08	1160	Bridgeport-Milford, CT
	09	5950	Orange County, NY
	10	8040	Stamford, CT
	11	1930	Danbury, CT
	12	5760	Norwalk, CT
002	01	4480	Los Angeles-Long Beach, CA
	02	0360	Anaheim-Santa Ana, CA
	03	6700	Riverside-San Bernardino, CA
	04	6000	Oxnard-Ventura, CA
003	01	1600	Chicago, IL
	02	2960	Gary-Hammond, IN
	03	3965	Lake County, IL
	04	3690	Joliet, IL
	05	0620	Aurora-Elgin, IL
004	01	6160	Philadelphia, PA-NJ
	02	9160	Wilmington, DE-NJ-MD (New Jersey portion not identified, Maryland portion suppressed.)
	03	8400	Trenton, NJ
005	01	5775	Oakland, CA
	02	7360	San Francisco, CA
	03	7400	San Jose, CA
	04	8720	Vallejo-Fairfield-Napa, CA
	05	7500	Santa Rosa-Petaluma, CA
	06	7485	Santa Cruz, CA
006	01	2160	Detroit, MI
	02	0440	Ann Arbor, MS
007	01	1120	Boston, MA
	02	4160	Lawrence-Haverill, MA-NH (New Hampshire portion not identified)
	03	7090	Salem-Gloucester, MA
	04	4560	Lowell, MA-NH (New Hampshire portion not identified)
	05	1200	Brockton, MA
008	01	3360	Houston, TX
	02	2920	Galveston-Texas City, TX
	03	1145	Brazoria, TX

<u>CMSA RANK CODE</u>	<u>PMSA RANK CODE</u>	<u>FIPS MSA PMSA CODE</u>	<u>PMSA TITLE</u>
010	01	1920	Dallas, TX
	02	2800	Fort Worth-Arlington, TX
011	01	1680	Cleveland, OH
	02	0080	Akron, OH
	03	4440	Lorain-Elyria, OH
012	01	5000	Miami-Hialeah, FL
	02	2600	Fort Lauderdale-Hollywood-Pompano Beach, FL
013	01	6280	Pittsburgh, PA
	02	0845	Beaver County, PA
014	01	7040	St. Louis, MO-IL (Illinois portion not identified)
018	01	7600	Seattle, WA
	02	8200	Tacoma, WA
021	01	2080	Denver, CO
	02	1125	Boulder-Longmont, CO
022	01	1640	Cincinnati, OH-KY-IN (Indiana portion not identified)
	02	3200	Hamilton-Middletown, OH
024	01	5080	Milwaukee, WI
	02	6600	Racine, WI
026	01	6440	Portland, OR
	02	8725	Vancouver, WA
030	01	1200	Buffalo, NY
	02	5700	Niagara Falls, NY
034	01	6400	Providence, RI
	02	6060	Pawtuckett-Woonsocket-Attleboro, RI-MA (Rhode Island-Central City portion only identified)
036	01	3200	Hartford, CT
	02	5440	New Britain, CT

LIST 3: INDIVIDUAL CENTRAL CITY CODES (CCCODE)

<u>CMSA/MSA RANK CODE (MSARANK)</u>	<u>PMSA RANK CODE (PMSARANK)</u>	<u>INDIVIDUAL CENTRAL CITY CITY CODE (CCCODE)</u>	<u>CITY</u>
001	03	1	Newark, NJ
		2	Elizabeth, NJ
002	01	1	Los Angeles, CA
		2	Long Beach, CA
		3	Pasadena, CA
		0	Others
	02	1	Anaheim, CA
		2	Santa Ana, CA
		03	1
		0	Others
003	01	1	Chicago, IL
		0	Others
	02	1	Gary, IN
		0	Others
005	01	1	Oakland, CA
		0	Others
006	01	1	Detroit, MI
		0	Others
007	01	1	Boston, MA
		0	Others
010	01	1	Dallas, TX
		0	Others
		02	1
		2	Arlington, TX
012	01	1	Miami, FL
		0	Others
	02	1	Fort Lauderdale, FL
		0	Others
017	-	1	Minneapolis, MN
		0	Others
020	-	1	Tampa, FL
		0	Others
023	-	1	Phoenix, AZ
		2	Mesa, AZ
		0	Others
029	-	1	Norfolk, VA
		2	Virginia Beach, VA
		3	Newport News, VA
		4	Hampton, VA
		0	Others
045	-	1	Greensboro, NC
		0	Others
046	-	1	Albany, NY
		0	Others
060	-	1	Raleigh, NC
		0	Others
069	-	1	Springfield, MA
		0	Others

LIST 4: FIPS MSA/PMSA CODES (SMSAFIPS)

<u>CMSA/ MSA RANK CODE</u>	<u>PMSA RANK CODE</u>	<u>FIPS MSA/ PMSA CODE</u>	<u>MSA/PMSA TITLE</u>
011	02	0080	Akron, OH, PMSA
046		0160	Albany-Schenectady-Troy, NY MSA
078		0200	Albuquerque, NM MSA
055		0240	Allentown-Bethlehem, PA-NJ MSA (New Jersey portion not identified)
201		0280	Altoona, PA MSA
002	02	0360	Anaheim-Santa Ana, CA PMSA
143		0380	Anchorage, AK MSA
202		0400	Anderson, IN MSA
194		0405	Anderson, SC MSA
006	02	0440	Ann Arbor, MI PMSA
111		0460	Appleton-Oshkosh-Neenah, WI MSA
171		0480	Asheville, NC MSA
015		0520	Atlanta, GA MSA
094		0600	Augusta, GA-SC MSA
003	05	0620	Aurora-Elgin, IL PMSA
056		0640	Austin, TX MSA
075		0680	Bakersfield, CA MSA
016		0720	Baltimore, MD MSA
066		0760	Baton Rouge, LA MSA
193		0780	Battle Creek, MI MSA
086		0840	Beaumont-Port Arthur, FL MSA
013	02	0845	Beaver County, PA PMSA
240		0860	Bellingham, WA MSA
172		0870	Benton Harbor, MI MSA
001	04	0875	Bergen-Passaic, NJ PMSA
152		0920	Biloxi-Gulfport, MS MSA
122		0960	Binghamton, NY MSA
043		1000	Birmingham, AL MSA
221		1040	Bloomington-Normal, IL MSA
156		1080	Boise City, ID MSA
007	01	1120	Boston, MA PMSR
021	02	1125	Boulder-Longmont, CO PMSA
170		1140	Bradenton, FL MSA
008	03	1145	Brazoria, TX PMSA
001	08	1160	Bridgeport-Milford, CT PMSA
007	05	1200	Brockton, MA PMSA
134		1240	Brownsville-Harlingen, TX MSA
030	01	1280	Buffalo, NY PMSA
224		1305	Burlington, VT MSA
085		1320	Canton, OH MSA
164		1360	Cedar Rapids, IA MSA
166		1400	Champaign-Urbana-Rantoul, IL MSA
073		1440	Charleston, SC MSA
120		1480	Charleston, WV MSA
035		1520	Charlotte-Gastonia-Rock Hill, NC-SC MSA
081		1560	Chattanooga, TN-A MSA (Marion and Sequatchie counties Tennessee not in sample)

<u>CMSA/ MSA RANK CODE</u>	<u>PMSA RANK CODE</u>	<u>FIPS MSA/ PMSA CODE</u>	<u>MSA/PMSA TITLE</u>
003	01	1600	Chicago, IL PMSA
179		1620	Chico, CA MSA
022	01	1640	Cincinnati, OH-KY-IN PMSA (Indiana portion not identified)
011	01	1680	Cleveland, OH PMSA
100		1720	Colorado Springs, CO MSA
246		1740	Colombia, MO MSA
080		1760	Columbia, SC MSA
130		1800	Columbus, GA-AL MSA (Alabama portion not in sample)
020	-	1840	Columbus, OH MSA
095		1880	Corpus Christi, TX MSA
010	01	1920	Dallas, TX PMSA
001	11	1930	Danbury, CT PMSR
088		1960	Davenport-Rock Island-Moline, IA-IL MSA
041		2000	Dayton-Springfield, OH MSA
112		2020	Daytona Beach, FL MSA
021	01	2080	Denver, CO PMSA
090		2120	Des Moines, IA MSA (Dallas county not in sample)
006	01	2160	Detroit, MI PMSA
125		2240	Duluth, MN-WI MSA (Wisconsin portion not identified)
070		2320	El Paso, TX MSA
116		2360	Erie, PA MSA
121		2400	Eugene-Springfield, OR MSA
118		2440	Evansville, IN-KY MSA (Kentucky portion not identified)
129		2560	Fayetteville, NC MSA
248		2580	Fayetteville-Springdale, AR MSA
077		2640	Flint, MI MSA
199		2650	Florence, AL MSA
233		2655	Florence, SC MSA
174		2670	Fort Collins-Loveland, CO MSA
012	02	2680	Fort Lauderdale-Hollywood-Pompano Beach, FL PMSA
131		2700	Fort Myers, FL MSA
169		2720	Fort Smith, AR-OK MSA (Oklahoma portion not in sample)
222		2750	Fort Walton Beach, FL MSA
097		2760	Fort Wayne, IN MSA
010	02	2800	Fort Worth-Arlington, TX PMSA
065		2840	Fresno, CA MSA
247		2880	Gadsden, AL MSA
157		2900	Gainesville, FL MSA
008	02	2920	Galveston-Texas City, TX PMSA
003	02	2960	Gary-Hammond, IN PMSA
057		3000	Grand Rapids, MI MSA
045		3120	Greenboro-Winston Salem-High Point, NC MSA
061		3160	Greenville-Spartanburg, SC MSA
022	02	3200	Hamilton-Middletown, OH PMSA
064		3240	Harrisburg-Lebanon-Carlisle, PA MSA (Lebanon county not in sample)
036	01	3280	Hartford, CT PMSA

<u>CMSA/ MSA RANK CODE</u>	<u>PMSA RANK CODE</u>	<u>FIPS MSA/ PMSA CODE</u>	<u>MSA/PMSA TITLE</u>
145		3290	Hickory, NC MSA
047		3320	Honolulu, HI MSA
153		3350	Houma-Thibodaux, LA MSA
008	01	3360	Houston, TX PMSA
101		3400	Huntington-Ashland, WV-KY-OH MSA (Kentucky and Ohio portions not identified)
146		3440	Huntsville, AL MSA
032		3480	Indianapolis, IN MSA
185		3520	Jackson, MI MSA
092		3560	Jackson, MS MSA
050		3600	Jacksonville, FL MSA
001	07	3640	Jersey City, NJ PMSA
076		3660	Johnson City-Kingsport-Bristol, TN-VA MSA (Virginia portion not identified)
124		3680	Johnstown, PA MSA
003	04	3690	Joliet, IL PMSA
207		3710	Joplin, MO MSA
142		3720	Kalamazoo, MI MSA
252		3740	Kankakee, IL MSA
025		3760	Kansas City, MO-KS MSA
140		3810	Killeen-Temple, TX MSA
062		3840	Knoxville, TN MSA
139		3880	Lafayette, LA MSA
163		3960	Lake Charles, LA MSA
003	03	3965	Lake County, IL PMSA
099		3980	Lakeland-Winter Haven, FL MSA
091		4000	Lancaster, PA MSA
083		4040	Lansing-East Lansing, MI MSA
060		4120	Las Vegas, NV MSA
007	02	4160	Lawrence-Haverill, MA-NH PMSA (New Hampshire portion not identified)
219		4200	Lawton, OK MSA
104		4280	Lexington-Fayette, KY MSA
181		4320	Lima, OH MSA
151		4360	Lincoln, NE MSA
072		4400	Little Rock-North Little Rock, AR MSA
011	03	4440	Lorain-Elyria, OH PMSA
002	01	4480	Los Angeles-Long Beach, CA PMSA
040		4520	Louisville, KY-IN MSA
007	04	4560	Lowell, MA-NH PMSA (New Hampshire portion not identified)
138		4600	Lubbock, TX MSA
119		4680	Macon-Warner Robins, GA MSA
102		4720	Madison, WI MSA
203		4760	Manchester, NH MSA
209		4800	Mansfield, OH MSA
103		4880	McAllen-Edinburg-Mission, TX MSA
204		4890	Medford, OR MSA
110		4900	Melbourne-Titusville-Palm Bay, FL MSA
042		4920	Memphis, TN-AR-MS MSA (Arkansas and Mississippi portions not identified)
012	01	5000	Miami-Hialeah, FL PMSA
001	05	5015	Middlesex-Somerset-Hunterdon, NJ PMSA

<u>CMSA/ MSA RANK CODE</u>	<u>PMSA RANK CODE</u>	<u>FIPS MSA/ PMSA CODE</u>	<u>MSA/PMSA TITLE</u>
024	01	5080	Milwaukee, WI PMSA
017		5120	Minneapolis-St. Paul, MN-WI MSA (Wisconsin portion not identified)
074		5160	Mobile, AL MSA (Baldwin county not in sample)
113		5170	Modesto, CA MSA
001	06	5190	Monmouth-Ocean, NJ PMSA
106		5200	Monroe, LA MSA
115		5240	Montgomery, AL MSA
100		5320	Muskegon, MI MSA
044		5360	Nashville, TN MSA
001	02	5380	Nassau-Suffolk, NY PMSA
165		5400	New Bedford, MA MSA
036	02	5440	New Britain, CT PMSA
071		5480	New Haven-Meriden, CT MSA
126		5520	New London-Norwich, CT-RI MSA (Rhode Island portion suppressed)
027		5560	New Orleans, LA MSA
001	01	5600	New York, NY PMSA
001	03	5640	Newark, NJ PMSA
030	02	5700	Niagara Falls, NY PMSA
029		5720	Norfolk-Virginia Beach-Newport News, VA MSA
001	12	5760	Norwalk, CT PMSA
005	01	5775	Oakland, CA PMSA
184		5790	Ocala, FL MSA
039		5880	Oklahoma City, OK MSA
197		5910	Olympia, WA MSA
059		5920	Omaha, NE-IA MSA (Iowa portion not identified)
001	09	5950	Orange County, NY PMSA
048		5960	Orlando, FL MSA
002	04	6000	Oxnard-Ventura, CA PMSA
034	02	6060	Pawtuckett-Woonsocket-Attleboro, RI-MA PMSA (Rhode Island Central City portion only identified)
100		6080	Pensacola, FL MSA
093		6120	Peoria, IL MSA
004	01	6160	Philadelphia, PA-NJ PMSA
023		6200	Phoenix, AZ MSA
013	01	6280	Pittsburgh, PA PMSA
150		6400	Portland, ME MSA
026	01	6440	Portland, OR PMSA
149		6450	Portsmouth-Dover-Rochester, NH-ME MSA (Maine portion not entirely in sample and it is not identified)
128		6460	Poughkeepsie, NY MSA
034	01	6480	Providence, RI PMSA
133		6520	Provo-Orem, UT MSA (Central City portion only identified)
216		6560	Pueblo, CO MSA
024	02	6600	Racine, WI PMSA
060		6640	Raleigh-Durham, NC MSA
107		6680	Reading, PA MSA
144		6720	Reno, NV MSA (Central City portion only identified)

<u>CMSA/ MSA RANK CODE</u>	<u>PMSA RANK CODE</u>	<u>FIPS MSA/ PMSA CODE</u>	<u>MSA/PMSA TITLE</u>
049		6760	Richmond-Petersburg, VA MSA (Dinwiddie and Prince George counties and Colonial Heights, Hopewell, and Petersburg cities not in sample)
002	03	6780	Riverside-San Bernardino, CA PMSA
137		6800	Roanoke, VA MSA
038		6840	Rochester, NY MSA
117		6880	Rockford, IL MSA
031		6920	Sacramento, CA MSA
082		6960	Saginaw-Bay City-Midland, MI MSA
014	01	7040	St. Louis, FL PMSA (Illinois portion not identified)
127		7080	Salem, OR MSA
007	03	7090	Salem-Gloucester, MA PMSA
109		7120	Salinas-Seaside-Monterey, CA MSA
037		7160	Salt Lake City-Ogden, UT MSA
033		7240	San Antonio, TX MSA
019		7320	San Diego, CA MSA
005	02	7360	San Francisco, CA PMSA
005	03	7400	San Jose, CA PMSA
106		7480	Santa Barbara-Santa Maria-Lompoc, CA MSA
005	06	7485	Santa Cruz, CA PMSA
005	05	7500	Santa Rosa-Petaluma, CA PMSA
136		7510	Sarasota, FL MSA
135		7520	Savannah, GA MSA
051		7560	Scranton-Wilkes Barre, PA MSA (Monroe county not in sample)
018	01	7600	Seattle, WA PMSA
211		7610	Sharon, PA MSA
096		7680	Shreveport, LA MSA
226		7720	Sioux City, IA-NE MSA (Nebraska portion not in sample)
231		7760	Sioux Falls, SD MSA
132		7800	South Bend-Mishawaka, IN MSA
090		7840	Spokane, WA MSA
154		7880	Springfield, IL MSA
141		7920	Springfield, MO MSA
069		8000	Springfield, MA MSA
001	10	8040	Stamford, CT PMSA
089		8120	Stockton, CA MSA
054		8160	Syracuse, NY MSA
018	02	8200	Tacoma, WA PMSA
148		8240	Tallahassee, FL MSA
020		8280	Tampa-St. Petersburg-Clearwater, FL MSA
198		8320	Terre Haute, IN MSA
058		8400	Toledo, OH MSA
170		8440	Topeka, KS MSA (Central City portion only identified)
004	03	8480	Trenton, NJ PMSA
063		8520	Tucson, AZ MSA
052		8560	Tulsa, OK MSA
192		8600	Tuscaloosa, AL MSA
105		8680	Utica-Rome, NY MSA
005	04	8720	Vallejo-Fairfield-Napa, CA PMSA

<u>CMSA/ MSA RANK CODE</u>	<u>PMSA RANK CODE</u>	<u>FIPS MSA/ PMSA CODE</u>	<u>MSA/PMSA TITLE</u>
026	02	8725	Vancouver, WA PMSA
123		8780	Visalia-Tulare-Porterville, CA MSA
161		8800	Waco, TX MSA
009		8840	Washington, DC-MD-VA MSA
147		8880	Waterbury, CT MSA
173		8920	Waterloo-Cedar Falls, IA MSA
053		8960	West Palm Beach-Boca Raton-Delray Beach, FL MSA
158		9000	Wheeling, WV-OH MSA (Ohio portion not identified)
079		9040	Wichita, KS MSA
225		9140	Williamsport, PA MSA
004	02	9160	Wilmington, DE-NJ-MD PMSA (New Jersey portion not identified, Maryland portion suppressed.)
004		9240	Worcester, MA MSA
087		9280	York, PA MSA
067		9320	Youngstown-Warren, OH MSA
242		9340	Yuba City, CA MSA

ATTACHMENT 12

Topcoding of Usual Hourly Earnings

This variable will be topcoded based on an individual's usual hours worked variable, if the individual's edited usual weekly earnings variable is \$999. The topcode is computed such that the product of usual hours times usual hourly earnings does not exceed an annualized wage of \$100,000 (\$1,923.07 per week). Below is a list of the appropriate topcodes.

Hours	Topcode	Hours	Topcode	Hours	Topcode
1	None	34	\$56.56	67	\$28.70
2	None	35	\$54.94	68	\$28.28
3	None	36	\$53.41	69	\$27.87
4	None	37	\$51.97	70	\$27.47
5	None	38	\$50.60	71	\$27.08
6	None	39	\$49.30	72	\$26.70
7	None	40	\$48.07	73	\$26.34
8	None	41	\$46.90	74	\$25.98
9	None	42	\$45.78	75	\$25.64
10	None	43	\$44.72	76	\$25.30
11	None	44	\$43.70	77	\$24.97
12	None	45	\$42.73	78	\$24.65
13	None	46	\$41.80	79	\$24.34
14	None	47	\$40.91	80	\$24.03
15	None	48	\$40.06	81	\$23.74
16	None	49	\$39.24	82	\$23.45
17	None	50	\$38.46	83	\$23.16
18	None	51	\$37.70	84	\$22.89
19	None	52	\$36.98	85	\$22.62
20	\$96.15	53	\$36.28	86	\$22.36
21	\$91.57	54	\$35.61	87	\$22.10
22	\$87.41	55	\$34.96	88	\$21.85
23	\$83.61	56	\$34.34	89	\$21.60
24	\$80.12	57	\$33.73	90	\$21.36
25	\$76.92	58	\$33.15	91	\$21.13
26	\$73.96	59	\$32.59	92	\$20.90
27	\$71.22	60	\$32.05	93	\$20.67
28	\$68.68	61	\$31.52	94	\$20.45
29	\$66.31	62	\$31.01	95	\$20.24
30	\$64.10	63	\$30.52	96	\$20.03
31	\$62.03	64	\$30.04	97	\$19.82
32	\$60.09	65	\$29.58	98	\$19.62
33	\$58.27	66	\$29.13	99	\$19.42

ATTACHMENT 13

User Notes

This section will contain information relevant to the Current Population Survey, November 1991: Telephone Availability file that becomes available after the file is released. The cover letter to the updated information should be filed behind this page.

User notes will be sent to all users who (1) purchased their file or technical documentation from the Census Bureau and (2) returned the coupon on the following page.

UPDATE INFORMATION

Additional information concerning this file may be available at a later date. If you wish to receive the documentation supplements, please fill out the following coupon and mail to:

Data User Services Division
Data Access and Use Staff
Bureau of the Census
Washington, DC 20233

Name of File: Current Population Survey, November 1991: Telephone Availability

Please send me any information which might become available later concerning the file listed.

Name:

Address

Phone: