

Economic Highlights

Manufacturing

Production Indices 1

Housing

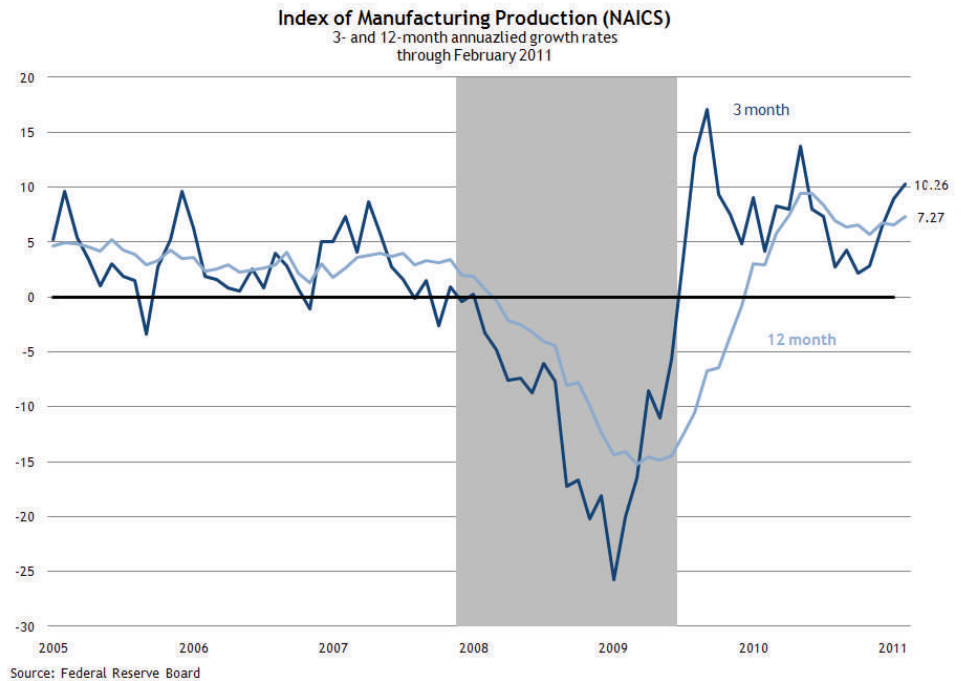
New Homes: Sales 2

Existing Homes: Sales and Months' Supply 2

Manufacturing

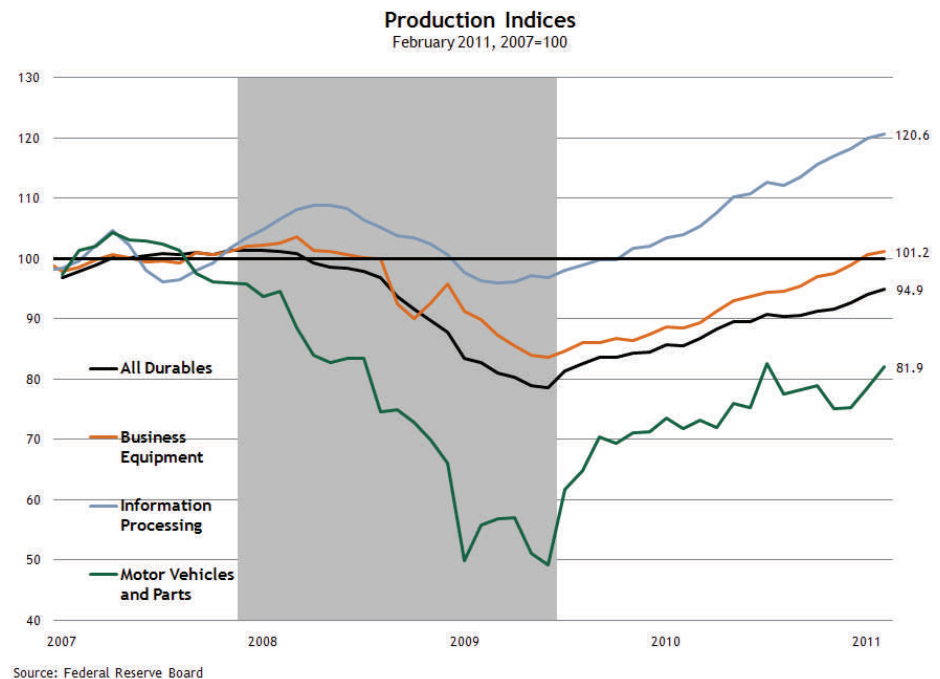
Summary

Unseasonably warm weather held back industrial production in February. Manufacturing production, however, increased 0.4 percentage point. Mining production added 0.8 percentage point, while the production of utilities lost 4.5 percentage points for the month.



- Capacity utilization for manufacturers was at 74.3% in February, 9 percentage points above its trough in June 2009.

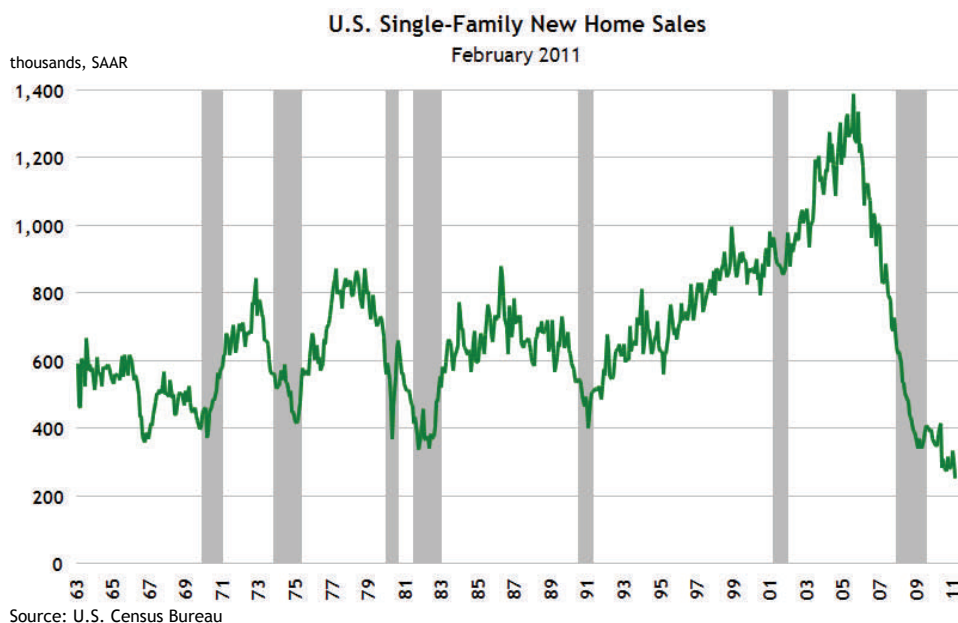
The production of durable goods advanced 0.9% in February, while business equipment added 0.5%. The production of information processing equipment added 0.6%. The output of motor vehicles rose 4.2% in February after a 4.5% increase in January.



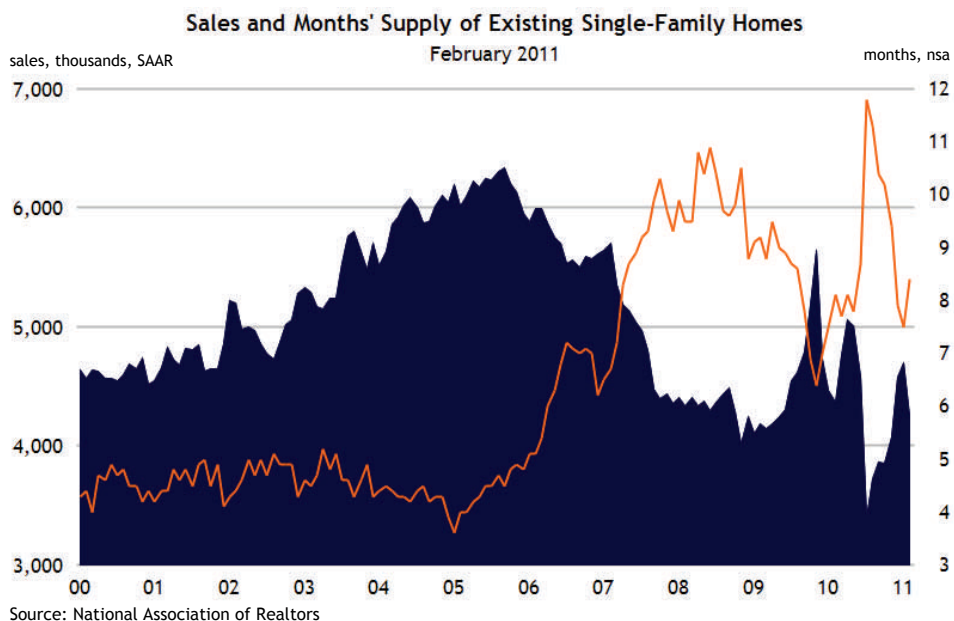
Housing

Summary

The U.S. Census Bureau reported that new U.S. single-family home sales dropped 17% in February to its lowest level on record, 250,000 home sold.



After three consecutive monthly gains, the National Association of Realtors reported that existing single-family home sales declined 10% from January to February.



February Home Sales

	thousands, SAAR	yr/yr change	mo/mo change
Existing Total:	4,880	-2.8%	-9.6%
Single-Family:	4,250	-2.8%	-9.6%
Multifamily:	630	-3.1%	-10.0%