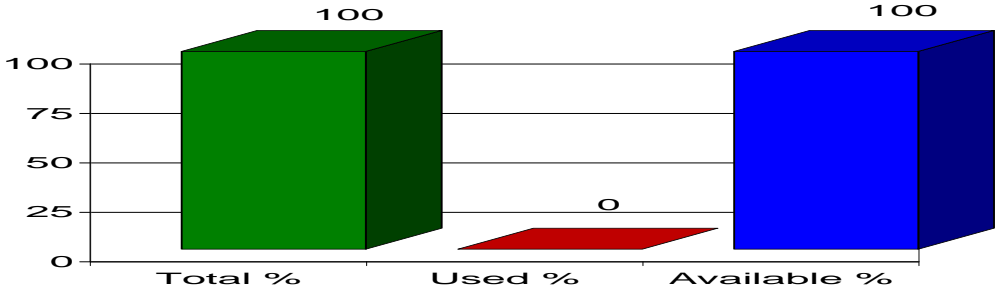
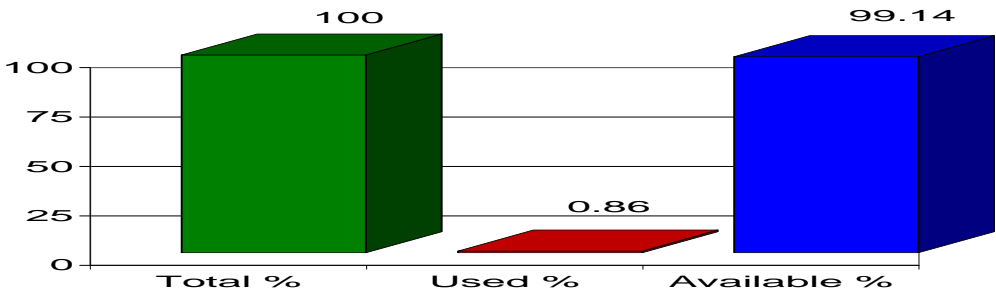


Quota Report 09/24/2012

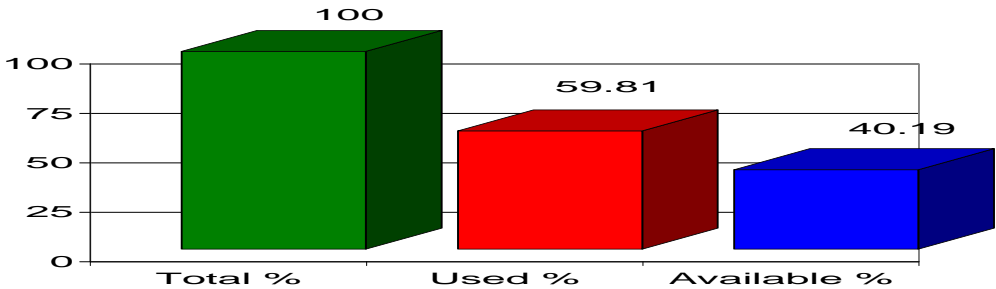
**Heading:** AGRIC - Australia Free Trade - 99 USN 03, Beef  
**Period:** 01/01/2012 **Through:** 12/31/2012  
**Country:** Australia **Date/Time Filled:** Open  
**UOM:** KG **Q Level:** 30,000,000 **Ent-Qty:** 0 **% Filled:** 0



**Heading:** AGRIC - Australia Free Trade - 99 USN 04, Creams, Ice Cream  
**Period:** 01/01/2012 **Through:** 12/31/2012  
**Country:** Australia **Date/Time Filled:** Open  
**UOM:** L **Q Level:** 11,277,000 **Ent-Qty:** 96,521 **% Filled:** 0.86

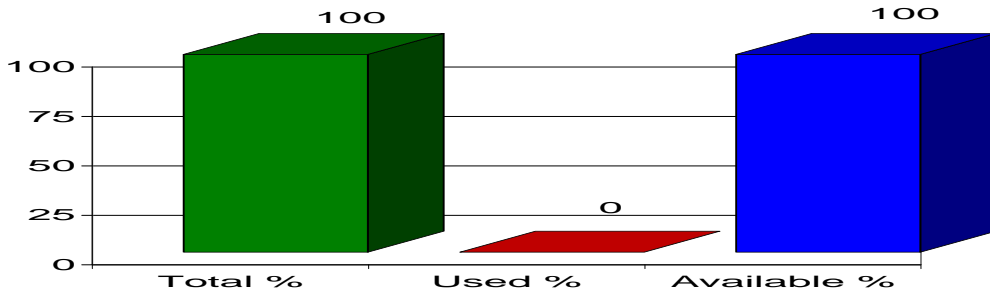


**Heading:** AGRIC - Australia Free Trade - 99 USN 05, Butter  
**Period:** 01/01/2012 **Through:** 12/31/2012  
**Country:** Australia **Date/Time Filled:** Open  
**UOM:** KG **Q Level:** 1,845,000 **Ent-Qty:** 1,103,525 **% Filled:** 59.81

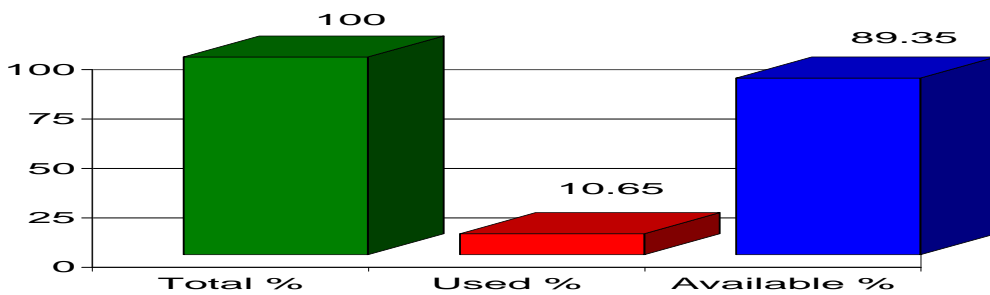


Quota Report 09/24/2012

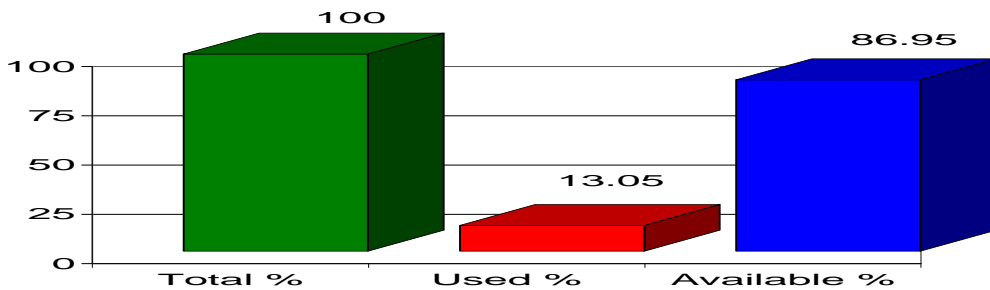
**Heading:** AGRIC - Australia Free Trade - 99 USN 06, Non-fat Dried Milk  
**Period:** 01/01/2012 **Through:** 12/31/2012  
**Country:** Australia **Date/Time Filled:** Open  
**UOM:** KG **Q Level:** 123,000 **Ent-Qty:** 0 **% Filled:** 0



**Heading:** AGRIC - Australia Free Trade - 99 USN 07, Other Milk Powders  
**Period:** 01/01/2012 **Through:** 12/31/2012  
**Country:** Australia **Date/Time Filled:** Open  
**UOM:** KG **Q Level:** 5,264,000 **Ent-Qty:** 560,825 **% Filled:** 10.65

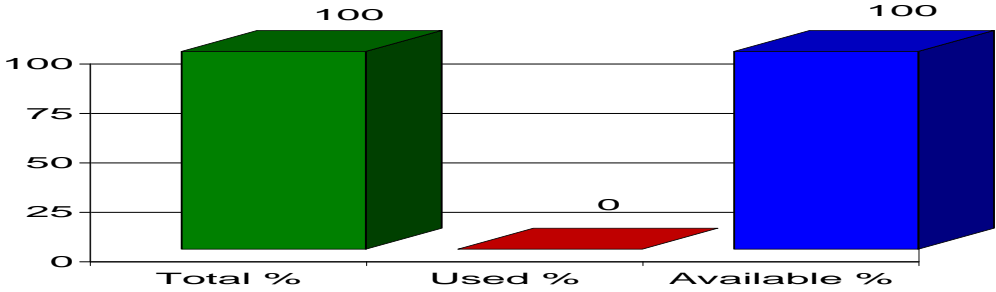


**Heading:** AGRIC - Australia Free Trade - 99 USN 08, Other Dairy Products  
**Period:** 01/01/2012 **Through:** 12/31/2012  
**Country:** Australia **Date/Time Filled:** Open  
**UOM:** KG **Q Level:** 2,255,000 **Ent-Qty:** 294,230 **% Filled:** 13.05

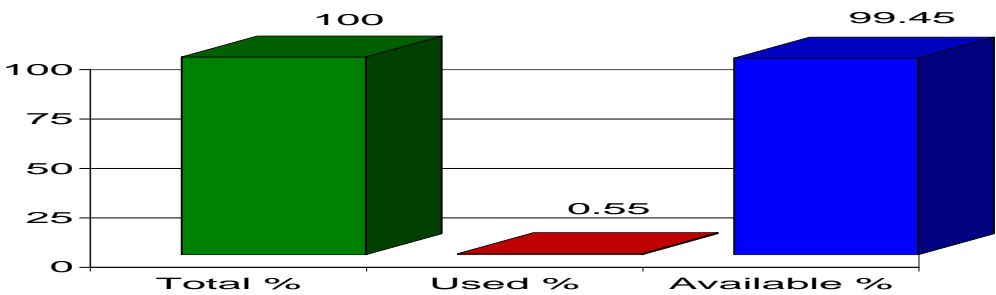


Quota Report 09/24/2012

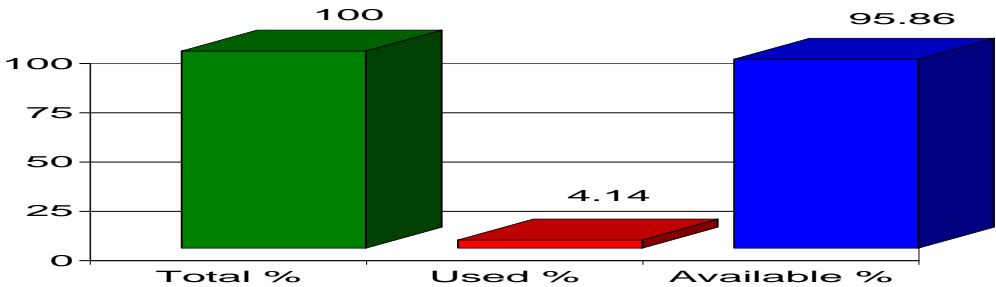
**Heading:** AGRIC - Australia Free Trade - 99 USN 09, Condensed Milk  
**Period:** 01/01/2012 **Through:** 12/31/2012  
**Country:** Australia **Date/Time Filled:** Open  
**UOM:** KG **Q Level:** 4,511,000 **Ent-Qty:** 0 **% Filled:** 0



**Heading:** AGRIC - Australia Free Trade - 99 USN 10, Other Cheese  
**Period:** 01/01/2012 **Through:** 12/31/2012  
**Country:** Australia **Date/Time Filled:** Open  
**UOM:** KG **Q Level:** 4,925,000 **Ent-Qty:** 26,884 **% Filled:** 0.55

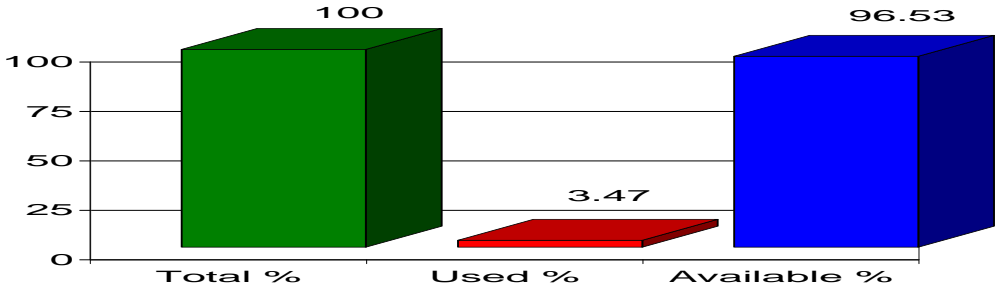


**Heading:** AGRIC - Australia Free Trade - 99 USN 11, European-Type Cheese  
**Period:** 01/01/2012 **Through:** 12/31/2012  
**Country:** Australia **Date/Time Filled:** Open  
**UOM:** KG **Q Level:** 2,814,000 **Ent-Qty:** 116,538 **% Filled:** 4.14

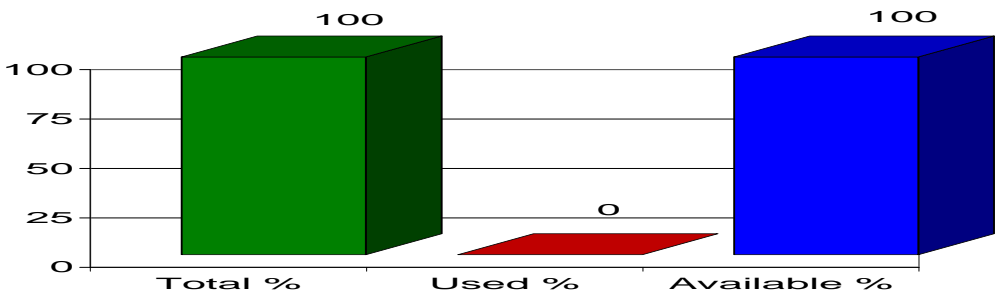


Quota Report 09/24/2012

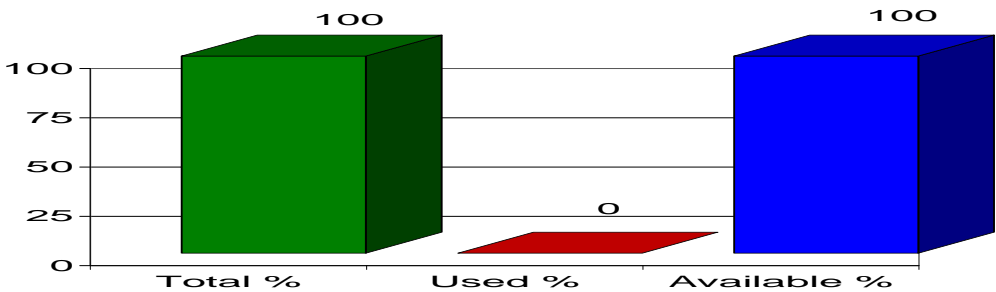
**Heading:** AGRIC - Australia Free Trade - 99 USN 12, Cheddar Cheese  
**Period:** 01/01/2012 **Through:** 12/31/2012  
**Country:** Australia **Date/Time Filled:** Open  
**UOM:** KG **Q Level:** 922,000 **Ent-Qty:** 32,013 **% Filled:** 3.47



**Heading:** AGRIC - Australia Free Trade - 99 USN 13, American Cheese  
**Period:** 01/01/2012 **Through:** 12/31/2012  
**Country:** Australia **Date/Time Filled:** Open  
**UOM:** KG **Q Level:** 615,000 **Ent-Qty:** 0 **% Filled:** 0

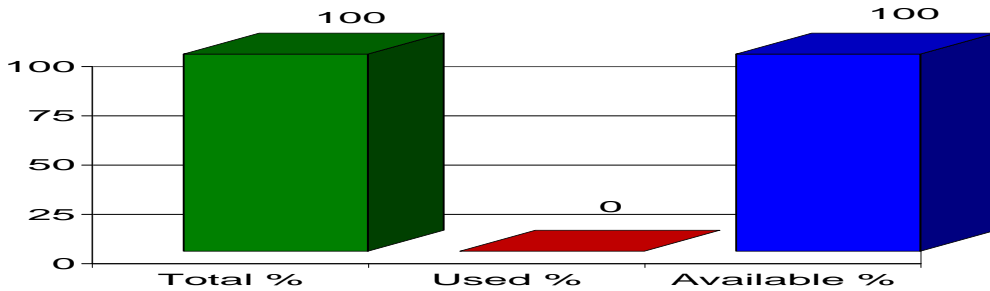


**Heading:** AGRIC - Australia Free Trade - 99 USN 14, Goya Cheese  
**Period:** 01/01/2012 **Through:** 12/31/2012  
**Country:** Australia **Date/Time Filled:** Open  
**UOM:** KG **Q Level:** 3,518,000 **Ent-Qty:** 0 **% Filled:** 0

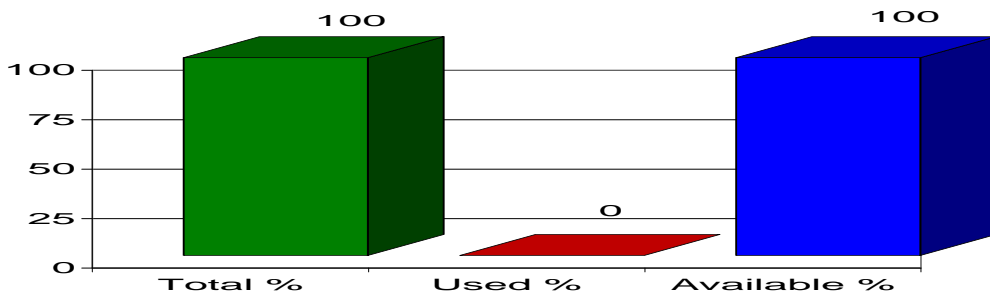


Quota Report 09/24/2012

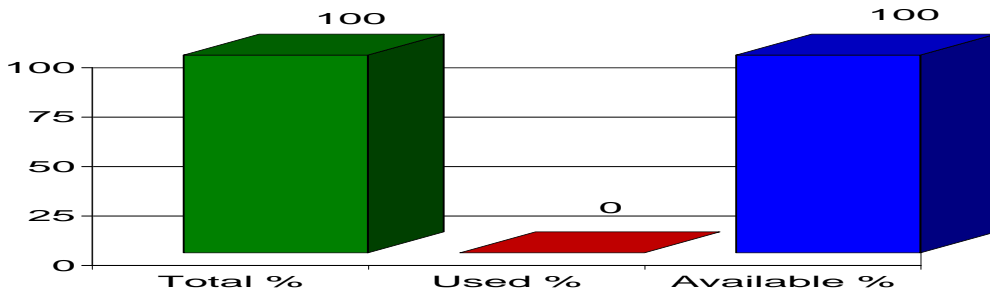
**Heading:** AGRIC - Australia Free Trade - 99 USN 15, Swiss-Type Cheese  
**Period:** 01/01/2012 **Through:** 12/31/2012  
**Country:** Australia **Date/Time Filled:** Open  
**UOM:** KG **Q Level:** 704,000 **Ent-Qty:** 0 **% Filled:** 0



**Heading:** AGRIC - Australia Free Trade - 99 USN 16, Avocados  
**Period:** 01/01/2012 **Through:** 12/31/2012  
**Country:** Australia **Date/Time Filled:** Open  
**UOM:** KG **Q Level:** 4,429,000 **Ent-Qty:** 0 **% Filled:** 0

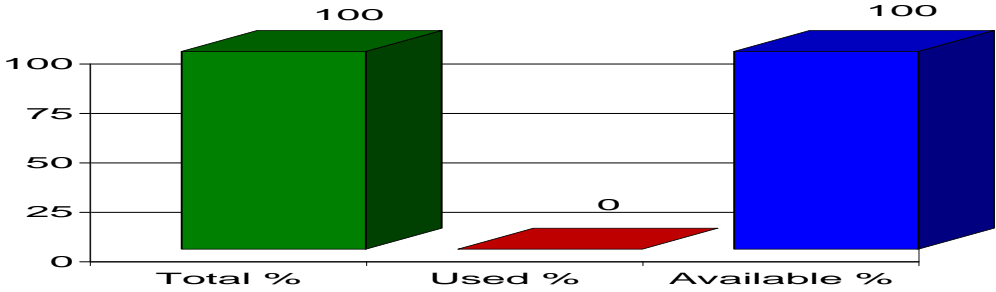


**Heading:** AGRIC - Australia Free Trade - 99 USN 17, Avocados  
**Period:** 01/01/2012 **Through:** 12/31/2012  
**Country:** Australia **Date/Time Filled:** Open  
**UOM:** KG **Q Level:** 2,657,000 **Ent-Qty:** 0 **% Filled:** 0

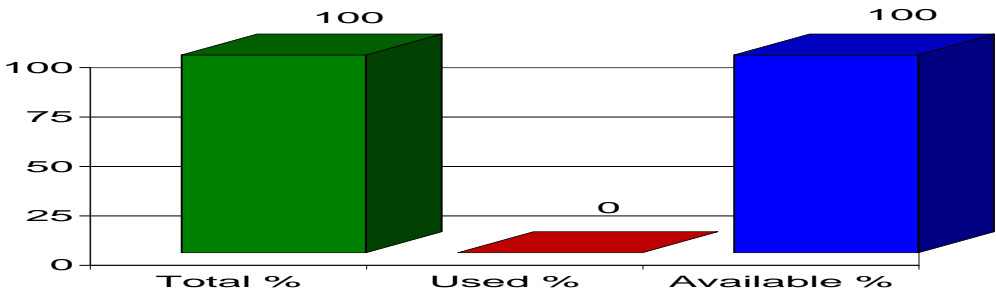


Quota Report 09/24/2012

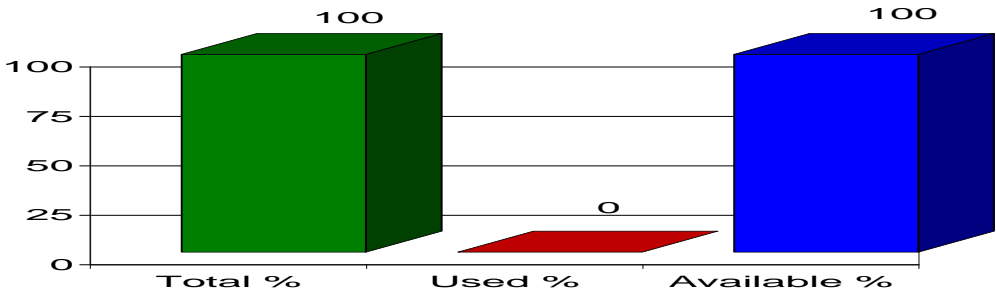
Heading: AGRIC - Australia Free Trade - 99 USN 18, Peanuts  
Period: 01/01/2012 Through: 12/31/2012  
Country: Australia Date/Time Filled: Open  
UOM: KG Q Level: 615,000 Ent-Qty: 0 % Filled: 0



Heading: AGRIC - Australia Free Trade - 99 USN 19, Tobacco  
Period: 01/01/2012 Through: 12/31/2012  
Country: Australia Date/Time Filled: Open  
UOM: KG Q Level: 307,000 Ent-Qty: 0 % Filled: 0

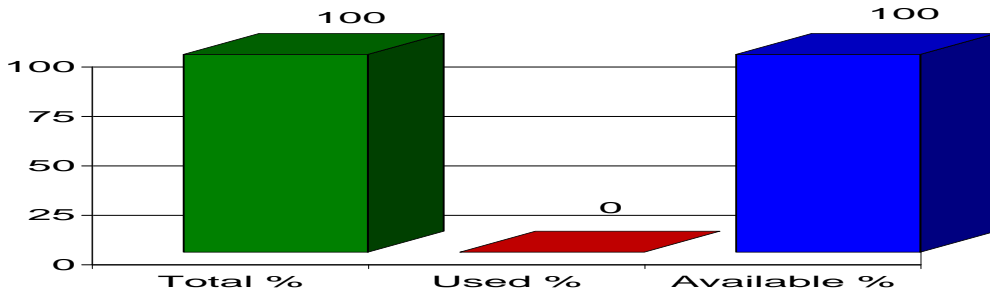


Heading: AGRIC - Australia Free Trade - 99 USN 20, Cotton  
Period: 01/01/2012 Through: 12/31/2012  
Country: Australia Date/Time Filled: Open  
UOM: KG Q Level: 307,000 Ent-Qty: 0 % Filled: 0

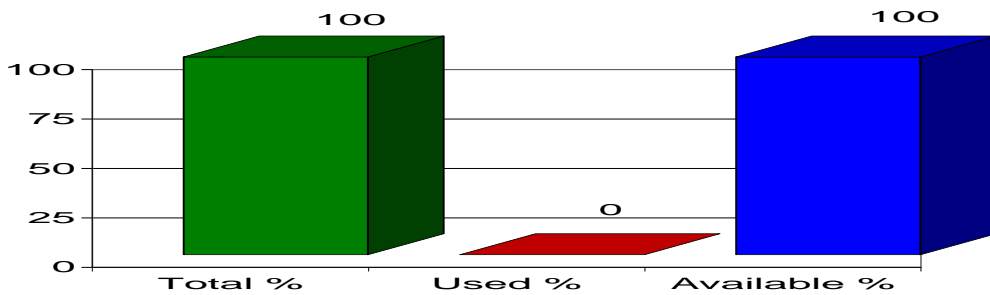


Quota Report 09/24/2012

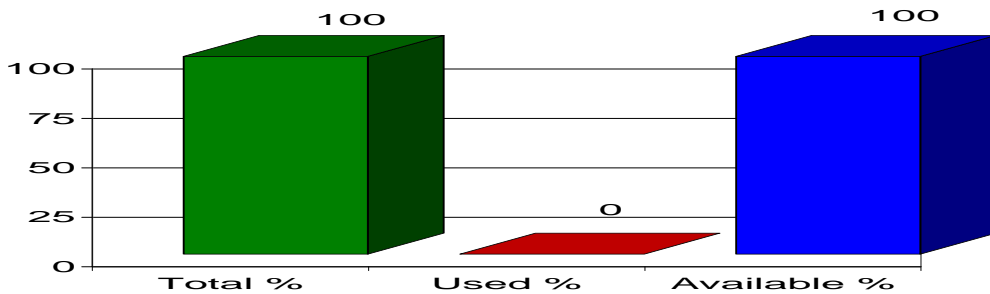
**Heading:** AGRIC - Bahrain Free Trade - 99 USN 03, Beef  
**Period:** 01/01/2012 **Through:** 12/31/2012  
**Country:** Bahrain **Date/Time Filled:** Open  
**UOM:** KG **Q Level:** 26,573 **Ent-Qty:** 0 **% Filled:** 0



**Heading:** AGRIC - Bahrain Free Trade - 99 USN 04, Liquid Dairy  
**Period:** 01/01/2012 **Through:** 12/31/2012  
**Country:** Bahrain **Date/Time Filled:** Open  
**UOM:** L **Q Level:** 1,770 **Ent-Qty:** 0 **% Filled:** 0

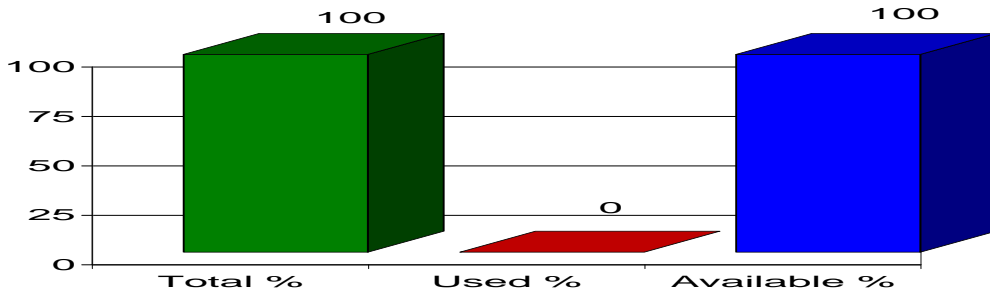


**Heading:** AGRIC - Bahrain Free Trade - 99 USN 05, Butter  
**Period:** 01/01/2012 **Through:** 12/31/2012  
**Country:** Bahrain **Date/Time Filled:** Open  
**UOM:** KG **Q Level:** 8,858 **Ent-Qty:** 0 **% Filled:** 0

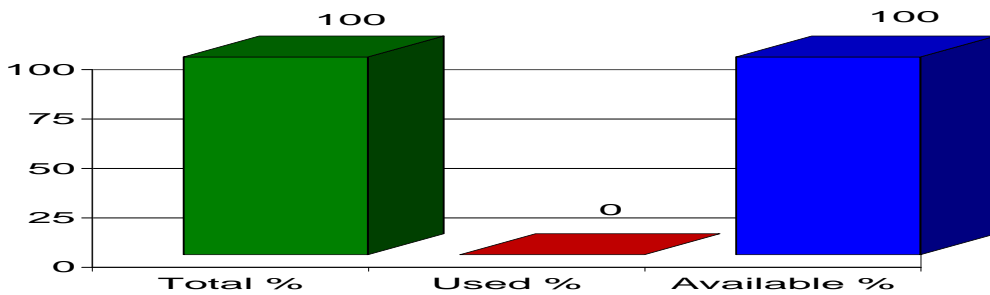


Quota Report 09/24/2012

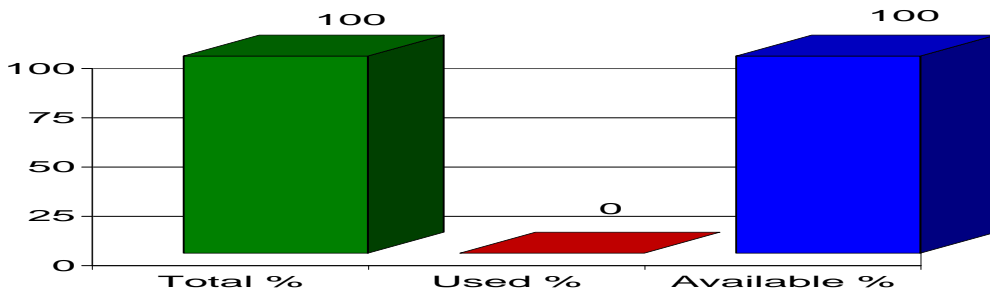
**Heading:** AGRIC - Bahrain Free Trade - 99 USN 06, Milk Powder  
**Period:** 01/01/2012 **Through:** 12/31/2012  
**Country:** Bahrain **Date/Time Filled:** Open  
**UOM:** KG **Q Level:** 8,858 **Ent-Qty:** 0 **% Filled:** 0



**Heading:** AGRIC - Bahrain Free Trade - 99 USN 07, Other Dairy Products  
**Period:** 01/01/2012 **Through:** 12/31/2012  
**Country:** Bahrain **Date/Time Filled:** Open  
**UOM:** KG **Q Level:** 8,858 **Ent-Qty:** 0 **% Filled:** 0



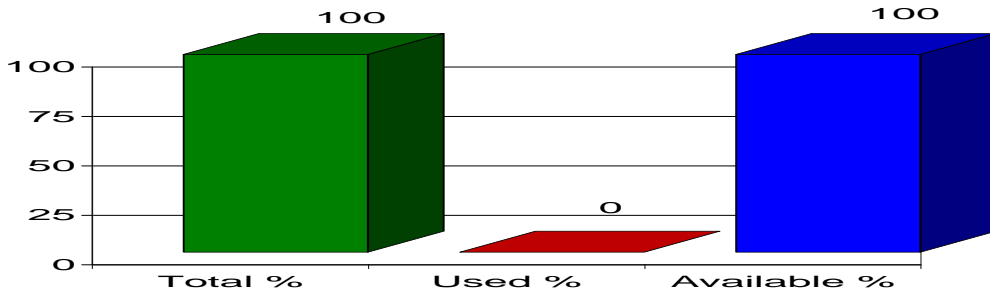
**Heading:** AGRIC - Bahrain Free Trade - 99 USN 08, Cheese  
**Period:** 01/01/2012 **Through:** 12/31/2012  
**Country:** Bahrain **Date/Time Filled:** Open  
**UOM:** KG **Q Level:** 26,573 **Ent-Qty:** 0 **% Filled:** 0



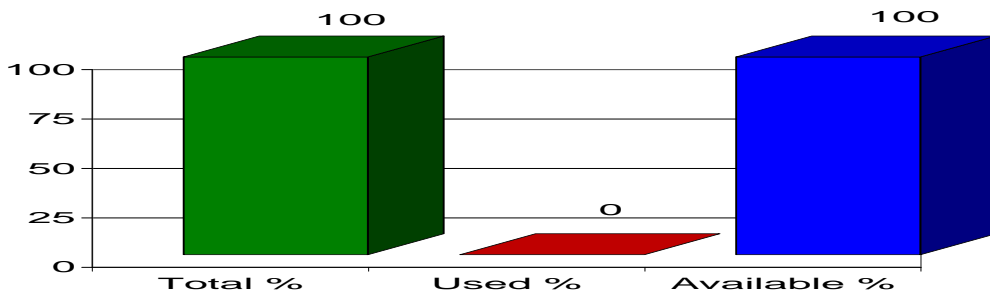


Quota Report 09/24/2012

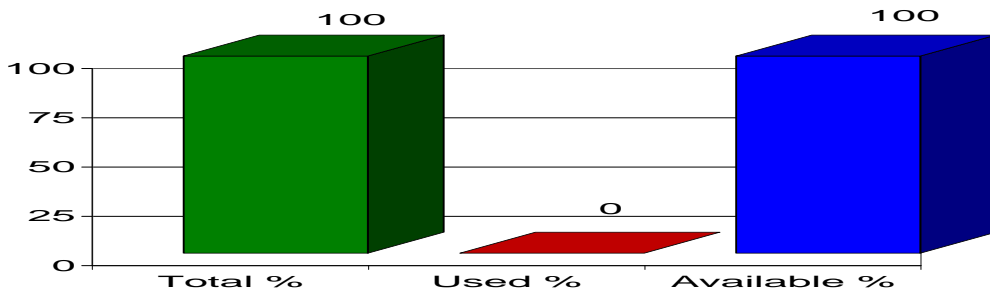
**Heading:** AGRIC - Bahrain Free Trade - 99 USN 09, Peanuts  
**Period:** 01/01/2012 **Through:** 12/31/2012  
**Country:** Bahrain **Date/Time Filled:** Open  
**UOM:** KG **Q Level:** 1,772 **Ent-Qty:** 0 **% Filled:** 0



**Heading:** AGRIC - Bahrain Free Trade - 99 USN 10, Sugar  
**Period:** 01/01/2012 **Through:** 12/31/2012  
**Country:** Bahrain **Date/Time Filled:** Open  
**UOM:** KG **Q Level:** 20,101 **Ent-Qty:** 0 **% Filled:** 0

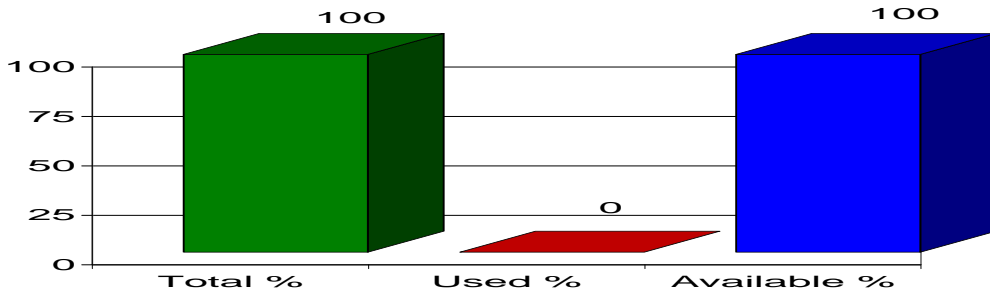


**Heading:** AGRIC - Bahrain Free Trade - 99 USN 11, Tobacco  
**Period:** 01/01/2012 **Through:** 12/31/2012  
**Country:** Bahrain **Date/Time Filled:** Open  
**UOM:** KG **Q Level:** 8,858 **Ent-Qty:** 0 **% Filled:** 0

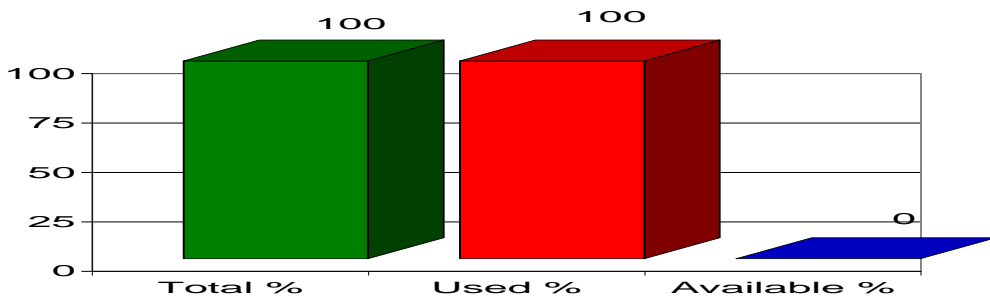


Quota Report 09/24/2012

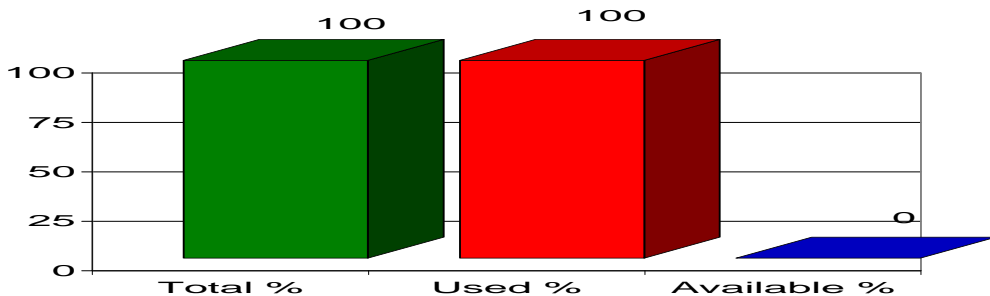
**Heading:** AGRIC - Bahrain Free Trade - 99 USN 12, Cotton  
**Period:** 01/01/2012 **Through:** 12/31/2012  
**Country:** Bahrain **Date/Time Filled:** Open  
**UOM:** KG **Q Level:** 8,858 **Ent-Qty:** 0 **% Filled:** 0



**Heading:** AGRIC - CAFTA - 98 USN 24 - Costa Rica, Sugar/Sugar Containing Products  
**Period:** 01/01/2012 **Through:** 12/31/2012  
**Country:** Costa Rica **Date/Time Filled:** 05/10/2012 08:30  
**UOM:** KG **Q Level:** 2,000,000 **Ent-Qty:** 2,000,000 **% Filled:** 100



**Heading:** AGRIC - CAFTA - 98 USN 25a - Costa Rica, Sugar/Sugar Containing Products  
**Period:** 01/01/2012 **Through:** 12/31/2012  
**Country:** Costa Rica **Date/Time Filled:** 01/31/2012 08:30  
**UOM:** KG **Q Level:** 12,320,000 **Ent-Qty:** 12,320,000 **% Filled:** 100



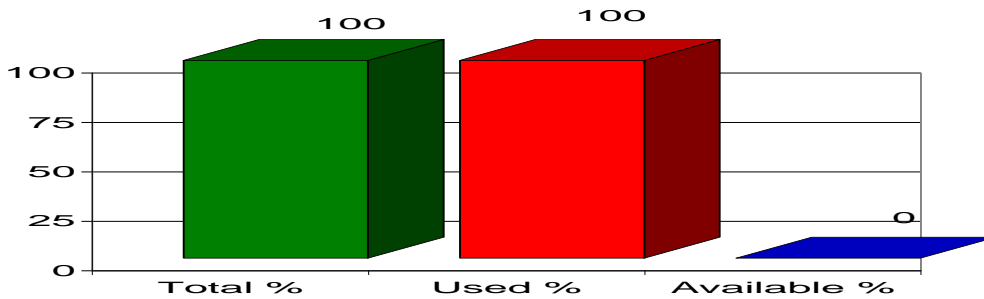
Quota Report 09/24/2012

Heading: AGRIC - CAFTA - 98 USN 25b - Dominican Republic, Sugar/Sugar Containing Products

Period: 01/01/2012 Through: 12/31/2012

Country: Dominican Republic Date/Time Filled: Open

UOM: KG Q Level: 0 Ent-Qty: BANNED % Filled: 100

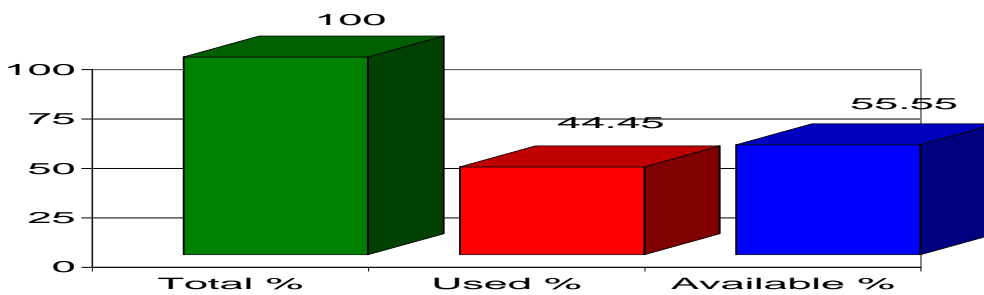


Heading: AGRIC - CAFTA - 98 USN 25b - El Salvador, Sugar/Sugar Containing Products

Period: 01/01/2012 Through: 12/31/2012

Country: El Salvador Date/Time Filled: Open

UOM: KG Q Level: 29,680,000 Ent-Qty: 13,193,933 % Filled: 44.45

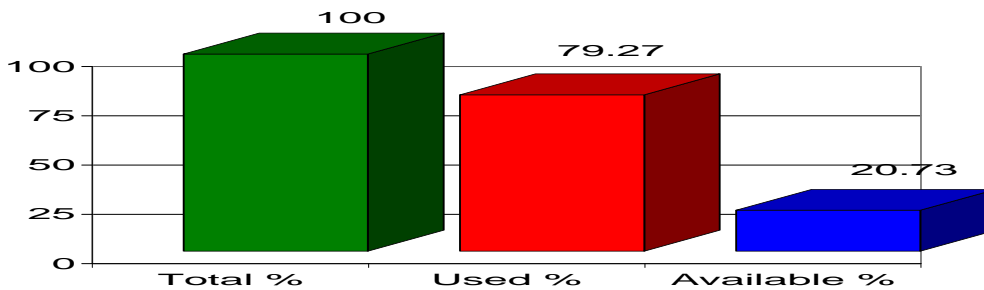


Heading: AGRIC - CAFTA - 98 USN 25b - Guatemala, Sugar/Sugar Containing Products

Period: 01/01/2012 Through: 12/31/2012

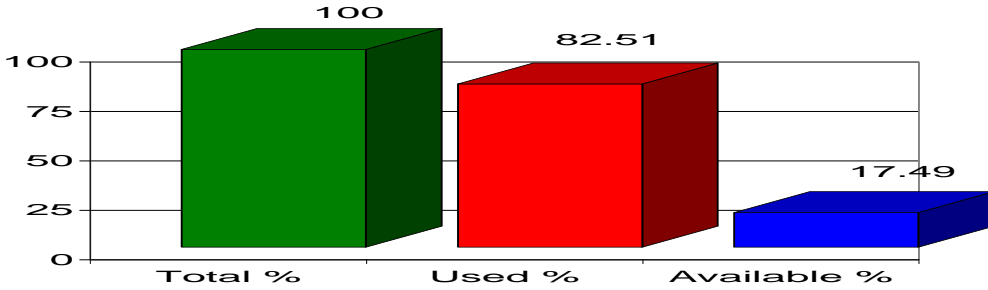
Country: Guatemala Date/Time Filled: Open

UOM: KG Q Level: 39,220,000 Ent-Qty: 31,090,042 % Filled: 79.27

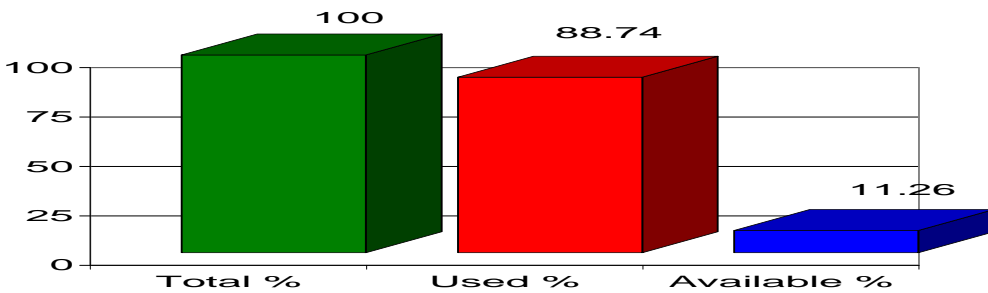


Quota Report 09/24/2012

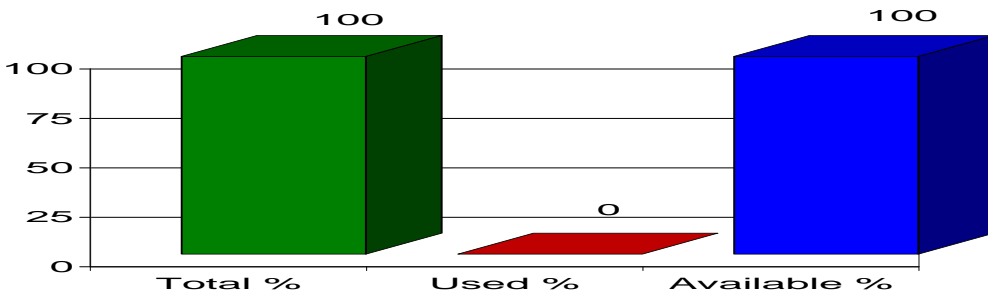
**Heading:** AGRIC - CAFTA - 98 USN 25b - Honduras, Sugar/Sugar Containing Products  
**Period:** 01/01/2012 **Through:** 12/31/2012  
**Country:** Honduras **Date/Time Filled:** Open  
**UOM:** KG **Q Level:** 8,960,000 **Ent-Qty:** 7,392,846 **% Filled:** 82.51



**Heading:** AGRIC - CAFTA - 98 USN 25b - Nicaragua, Sugar/Sugar Containing Products  
**Period:** 01/01/2012 **Through:** 12/31/2012  
**Country:** Nicaragua **Date/Time Filled:** Open  
**UOM:** KG **Q Level:** 24,640,000 **Ent-Qty:** 21,866,080 **% Filled:** 88.74

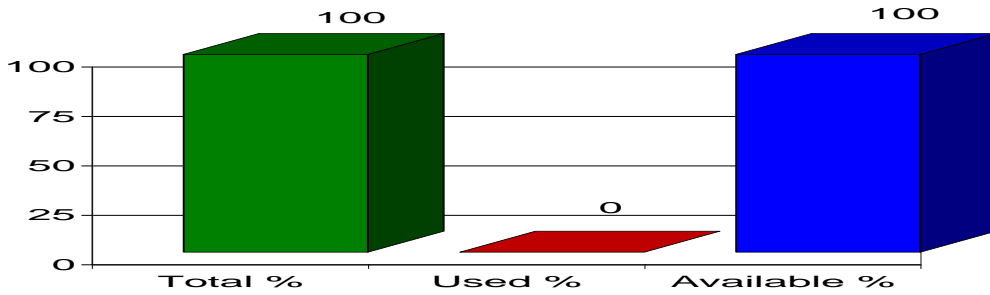


**Heading:** AGRIC - CAFTA - 99 USN 05a - Costa Rica, Fresh Milk  
**Period:** 01/01/2012 **Through:** 12/31/2012  
**Country:** Costa Rica **Date/Time Filled:** Open  
**UOM:** L **Q Level:** 546,037 **Ent-Qty:** 0 **% Filled:** 0

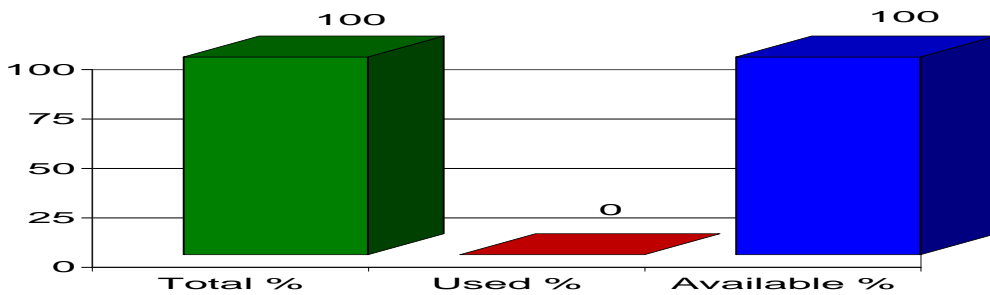


Quota Report 09/24/2012

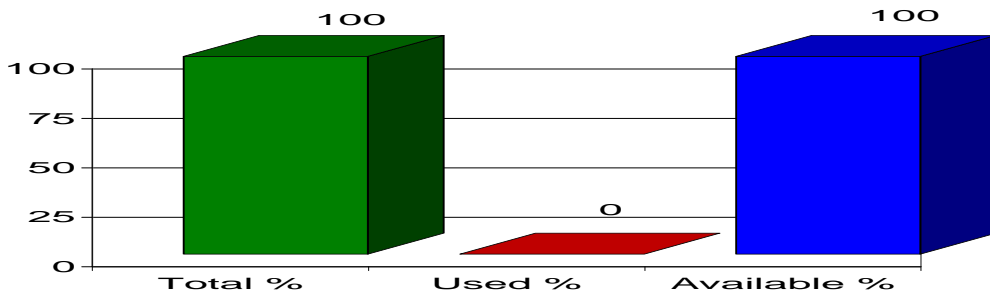
**Heading:** AGRIC - CAFTA - 99 USN 05a - El Salvador, Fresh Milk  
**Period:** 01/01/2012 **Through:** 12/31/2012  
**Country:** El Salvador **Date/Time Filled:** Open  
**UOM:** L **Q Level:** 491,433 **Ent-Qty:** 0 **% Filled:** 0



**Heading:** AGRIC - CAFTA - 99 USN 05a - Guatemala, Fresh Milk  
**Period:** 01/01/2012 **Through:** 12/31/2012  
**Country:** Guatemala **Date/Time Filled:** Open  
**UOM:** L **Q Level:** 409,528 **Ent-Qty:** 0 **% Filled:** 0

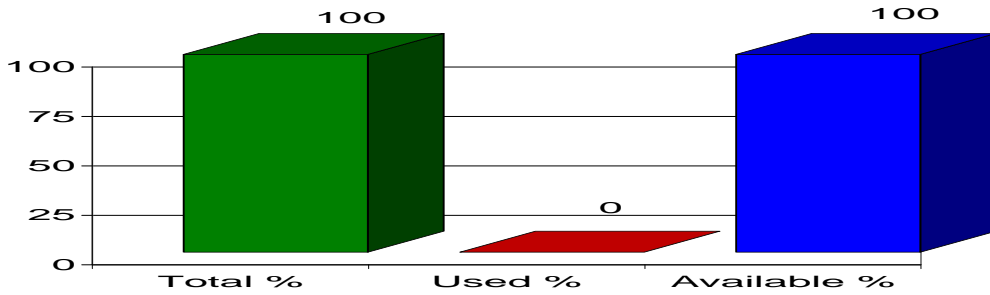


**Heading:** AGRIC - CAFTA - 99 USN 05a - Honduras, Fresh Milk  
**Period:** 01/01/2012 **Through:** 12/31/2012  
**Country:** Honduras **Date/Time Filled:** Open  
**UOM:** L **Q Level:** 750,801 **Ent-Qty:** 0 **% Filled:** 0

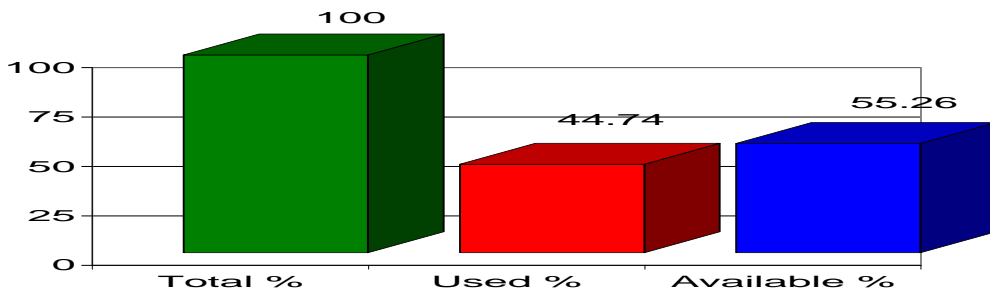


Quota Report 09/24/2012

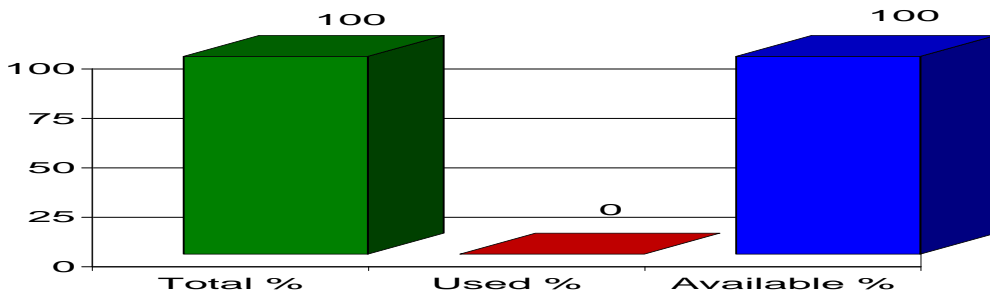
**Heading:** AGRIC - CAFTA - 99 USN 05a - Nicaragua, Fresh Milk  
**Period:** 01/01/2012 **Through:** 12/31/2012  
**Country:** Nicaragua **Date/Time Filled:** Open  
**UOM:** L **Q Level:** 341,273 **Ent-Qty:** 0 **% Filled:** 0



**Heading:** AGRIC - CAFTA - 99 USN 06a - Costa Rica, Butter  
**Period:** 01/01/2012 **Through:** 12/31/2012  
**Country:** Costa Rica **Date/Time Filled:** Open  
**UOM:** KG **Q Level:** 67,000 **Ent-Qty:** 29,979 **% Filled:** 44.74

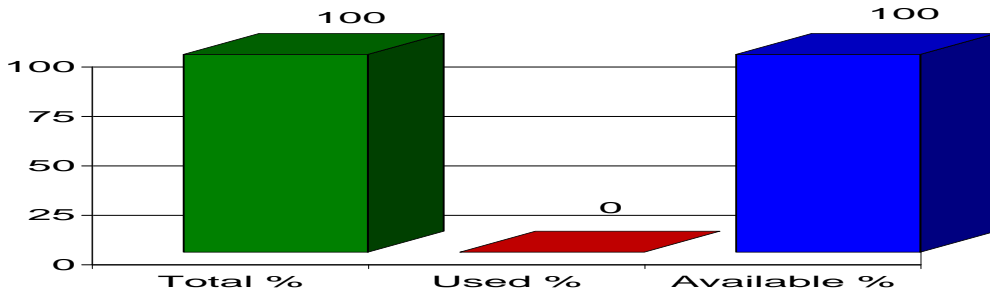


**Heading:** AGRIC - CAFTA - 99 USN 06a - El Salvador, Butter  
**Period:** 01/01/2012 **Through:** 12/31/2012  
**Country:** El Salvador **Date/Time Filled:** Open  
**UOM:** KG **Q Level:** 80,000 **Ent-Qty:** 0 **% Filled:** 0

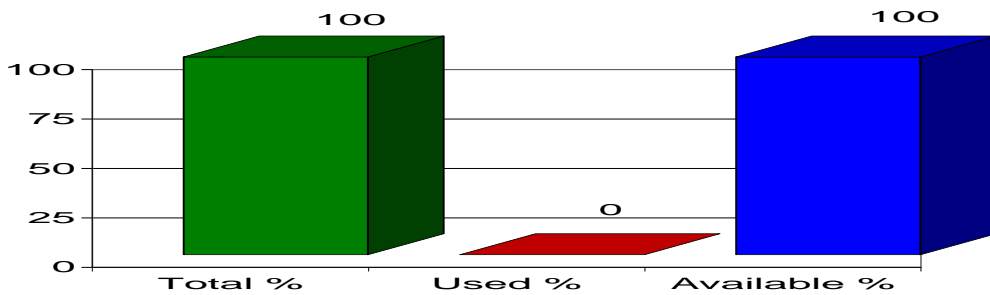


Quota Report 09/24/2012

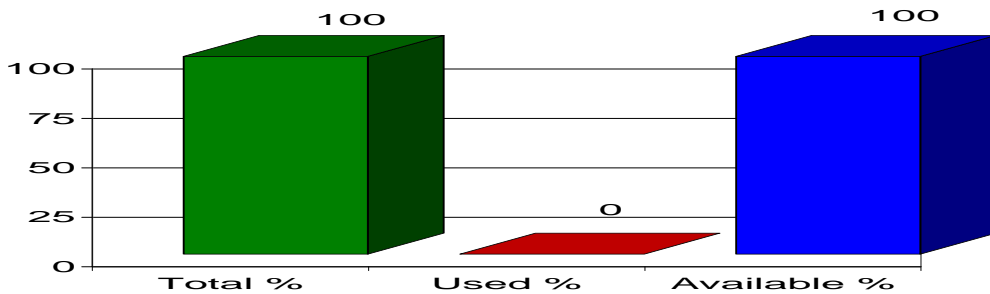
**Heading:** AGRIC - CAFTA - 99 USN 06a - Honduras, Butter  
**Period:** 01/01/2012 **Through:** 12/31/2012  
**Country:** Honduras **Date/Time Filled:** Open  
**UOM:** KG **Q Level:** 134,000 **Ent-Qty:** 0 **% Filled:** 0



**Heading:** AGRIC - CAFTA - 99 USN 07a - Costa Rica, Dried milk, Cream  
**Period:** 01/01/2012 **Through:** 12/31/2012  
**Country:** Costa Rica **Date/Time Filled:** Open  
**UOM:** KG **Q Level:** 67,000 **Ent-Qty:** 0 **% Filled:** 0

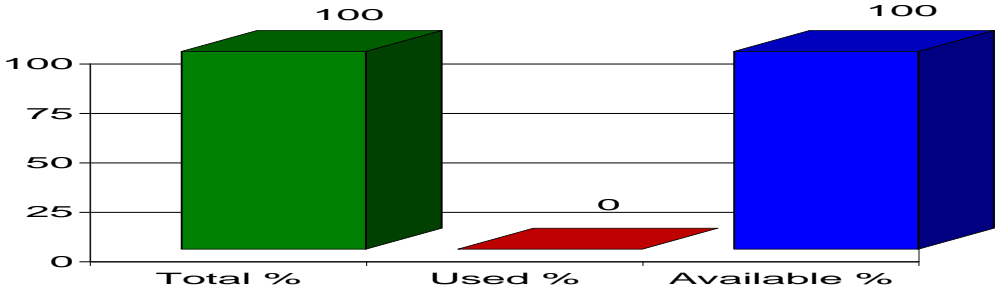


**Heading:** AGRIC - CAFTA - 99 USN 08a - Costa Rica, Other Dairy  
**Period:** 01/01/2012 **Through:** 12/31/2012  
**Country:** Costa Rica **Date/Time Filled:** Open  
**UOM:** KG **Q Level:** 201,000 **Ent-Qty:** 0 **% Filled:** 0



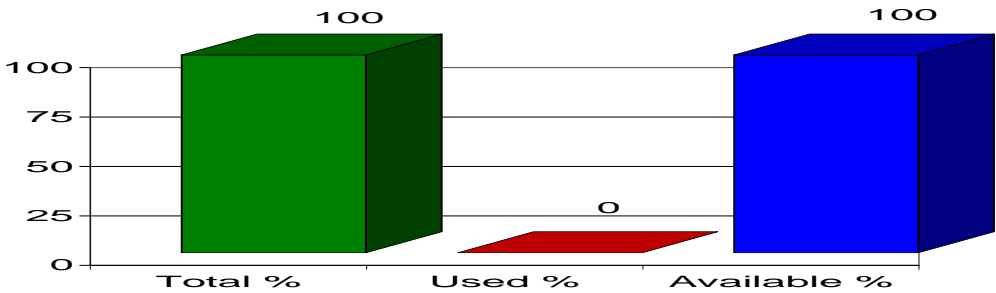
Quota Report 09/24/2012

Heading: AGRIC - CAFTA - 99 USN 08a - Dominican Republic, Other Dairy  
Period: 01/01/2012 Through: 12/31/2012  
Country: Dominican Republic Date/Time Filled: Open  
UOM: KG Q Level: 170,000 Ent-Qty: 0 % Filled: 0



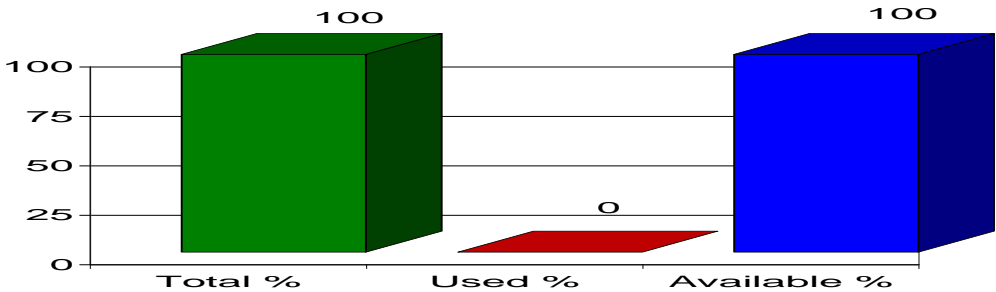
---

Heading: AGRIC - CAFTA - 99 USN 08a - El Salvador, Other Dairy  
Period: 01/01/2012 Through: 12/31/2012  
Country: El Salvador Date/Time Filled: Open  
UOM: KG Q Level: 161,000 Ent-Qty: 0 % Filled: 0



---

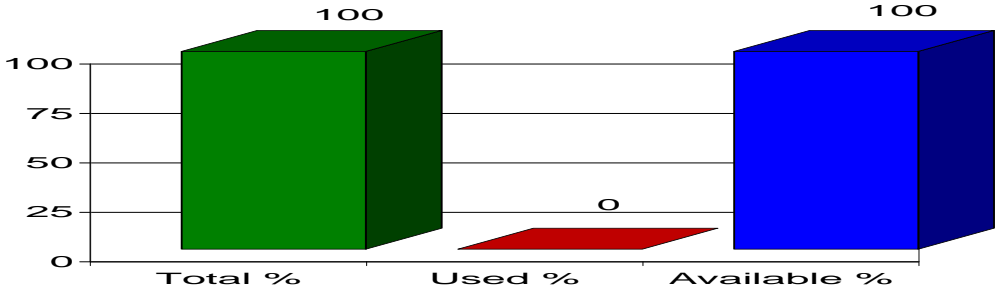
Heading: AGRIC - CAFTA - 99 USN 08a - Guatemala, Other Dairy  
Period: 01/01/2012 Through: 12/31/2012  
Country: Guatemala Date/Time Filled: Open  
UOM: KG Q Level: 335,000 Ent-Qty: 0 % Filled: 0



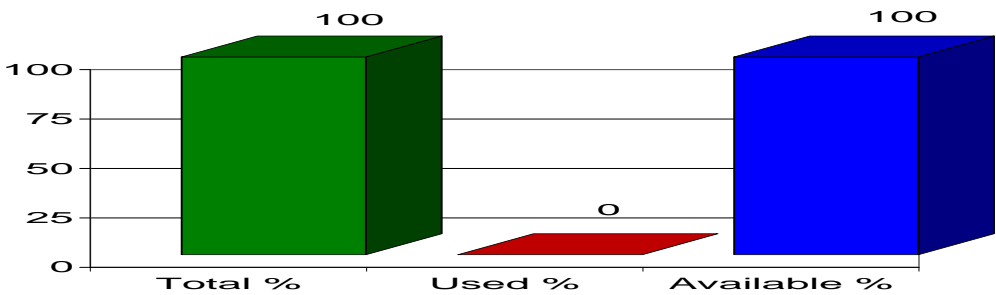


Quota Report 09/24/2012

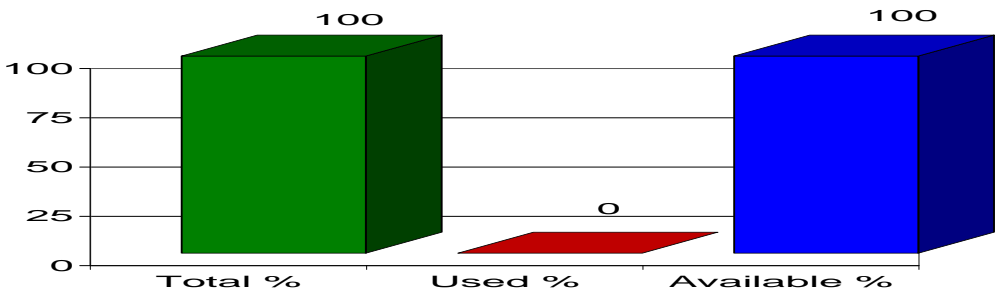
**Heading:** AGRIC - CAFTA - 99 USN 08a - Nicaragua, Other Dairy  
**Period:** 01/01/2012 **Through:** 12/31/2012  
**Country:** Nicaragua **Date/Time Filled:** Open  
**UOM:** KG **Q Level:** 134,000 **Ent-Qty:** 0 **% Filled:** 0



**Heading:** AGRIC - CAFTA - 99 USN 09 - Dominican Republic, Other Dairy  
**Period:** 01/01/2012 **Through:** 12/31/2012  
**Country:** Dominican Republic **Date/Time Filled:** Open  
**UOM:** KG **Q Level:** 340,000 **Ent-Qty:** 0 **% Filled:** 0

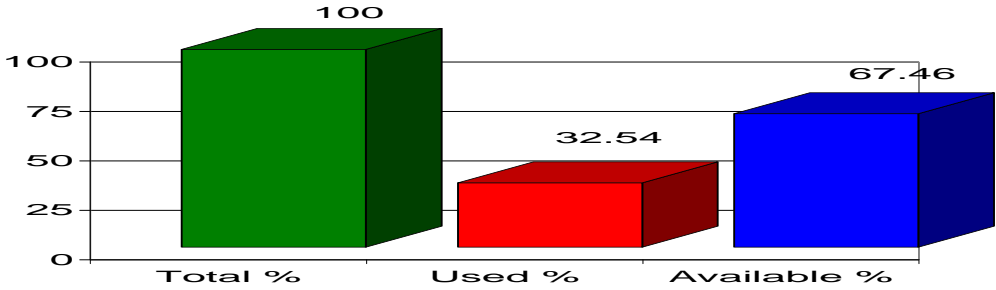


**Heading:** AGRIC - CAFTA - 99 USN 10a - Costa Rica, Cheese  
**Period:** 01/01/2012 **Through:** 12/31/2012  
**Country:** Costa Rica **Date/Time Filled:** Open  
**UOM:** KG **Q Level:** 402,000 **Ent-Qty:** 0 **% Filled:** 0

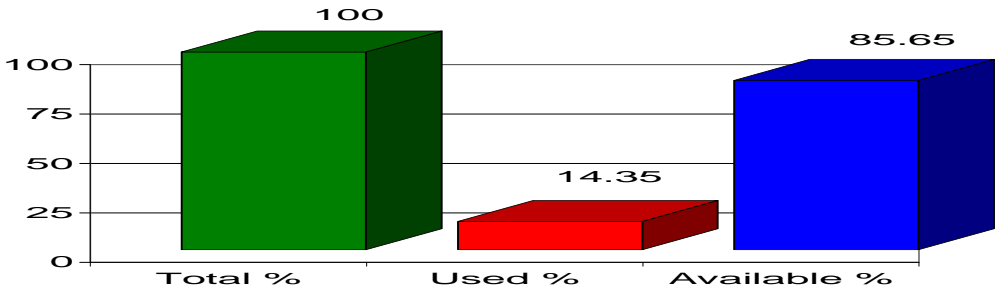


Quota Report 09/24/2012

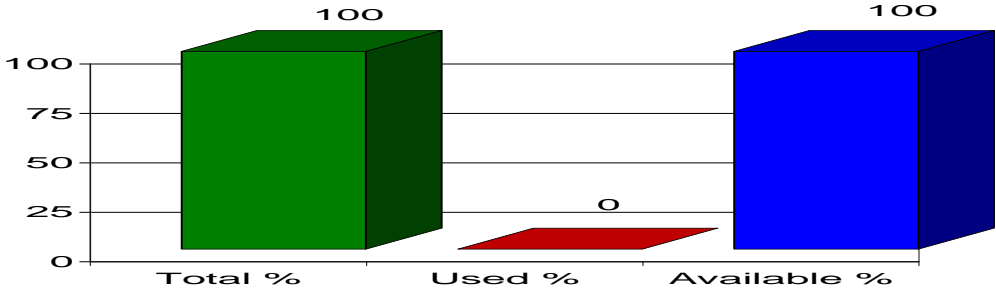
**Heading:** AGRIC - CAFTA - 99 USN 10a - Dominican Republic, Cheese  
**Period:** 01/01/2012 **Through:** 12/31/2012  
**Country:** Dominican Republic **Date/Time Filled:** Open  
**UOM:** KG **Q Level:** 638,000 **Ent-Qty:** 207,606 **% Filled:** 32.54



**Heading:** AGRIC - CAFTA - 99 USN 10a - El Salvador, Cheese  
**Period:** 01/01/2012 **Through:** 12/31/2012  
**Country:** El Salvador **Date/Time Filled:** Open  
**UOM:** KG **Q Level:** 603,000 **Ent-Qty:** 86,555 **% Filled:** 14.35

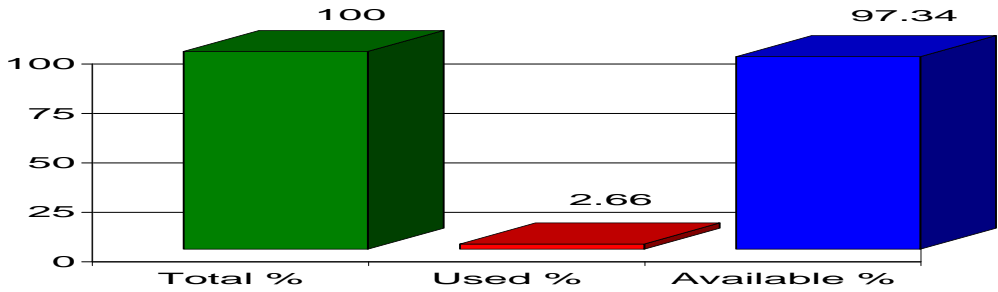


**Heading:** AGRIC - CAFTA - 99 USN 10a - Guatemala, Cheese  
**Period:** 01/01/2012 **Through:** 12/31/2012  
**Country:** Guatemala **Date/Time Filled:** Open  
**UOM:** KG **Q Level:** 670,000 **Ent-Qty:** 0 **% Filled:** 0

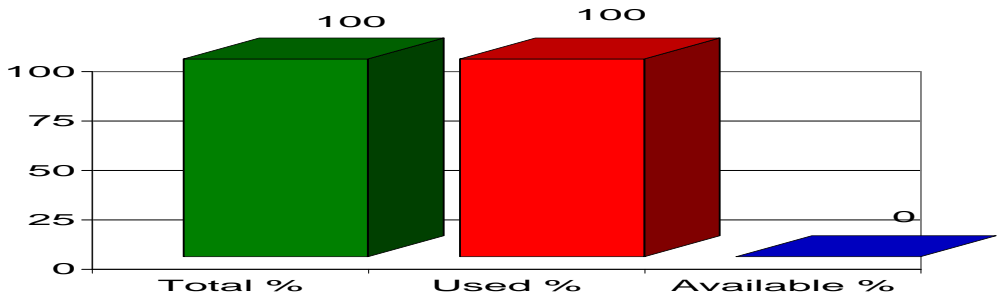


Quota Report 09/24/2012

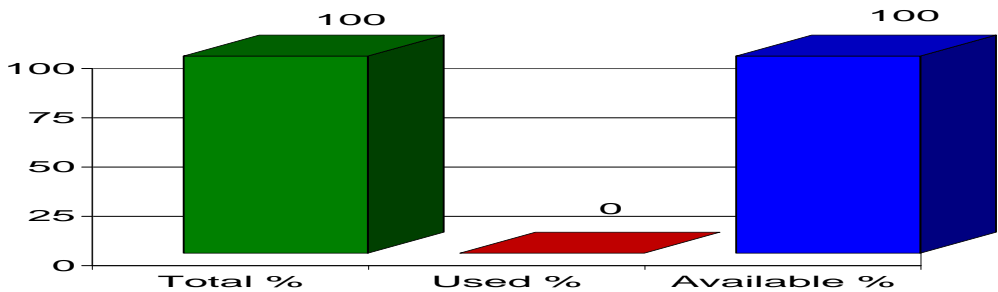
Heading: **AGRIC - CAFTA - 99 USN 10a - Honduras, Cheese**  
 Period: **01/01/2012** Through: **12/31/2012**  
 Country: **Honduras** Date/Time Filled: **Open**  
 UOM: **KG** Q Level: **469,000** Ent-Qty: **12,468** % Filled: **2.66**



Heading: **AGRIC - CAFTA - 99 USN 10a - Nicaragua, Cheese**  
 Period: **01/01/2012** Through: **12/31/2012**  
 Country: **Nicaragua** Date/Time Filled: **04/18/2012 08:30**  
 UOM: **KG** Q Level: **838,000** Ent-Qty: **838,000** % Filled: **100**

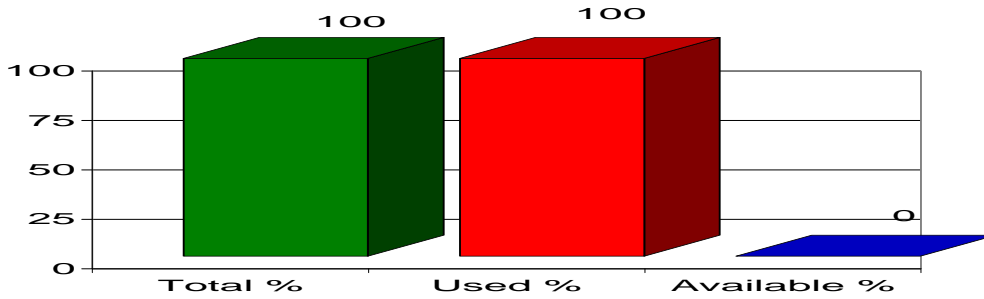


Heading: **AGRIC - CAFTA - 99 USN 10b - Nicaragua, Cheese**  
 Period: **01/01/2012** Through: **12/31/2012**  
 Country: **Nicaragua** Date/Time Filled: **Open**  
 UOM: **KG** Q Level: **251,000** Ent-Qty: **0** % Filled: **0**

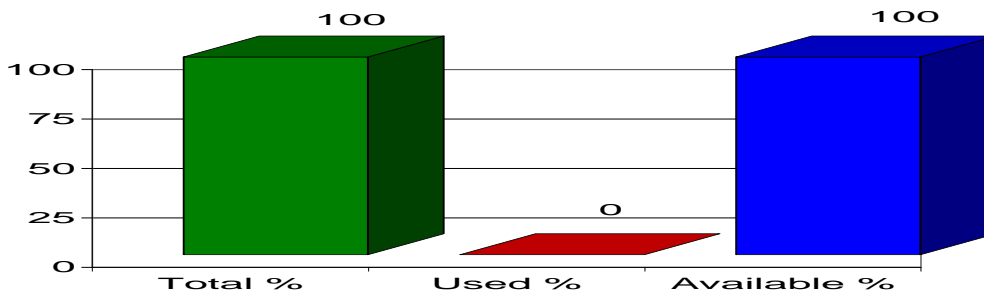


Quota Report 09/24/2012

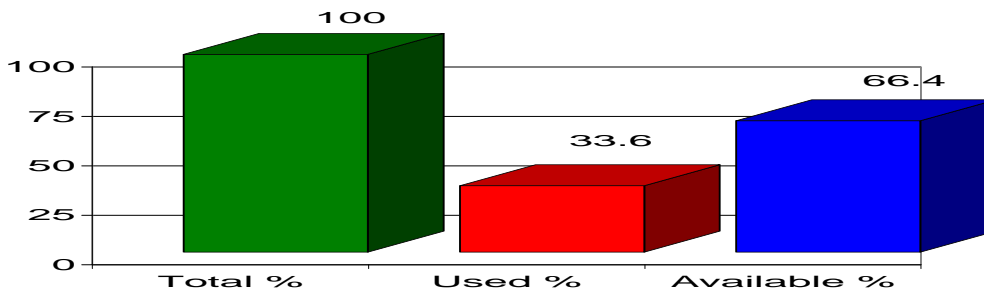
**Heading:** AGRIC - CAFTA - 99 USN 11- Nicaragua, Cheese  
**Period:** 01/01/2012 **Through:** 12/31/2012  
**Country:** Nicaragua **Date/Time Filled:** 04/17/2012 09:05  
**UOM:** KG **Q Level:** 335,000 **Ent-Qty:** 335,000 **% Filled:** 100



**Heading:** AGRIC - CAFTA - 99 USN 12a - El Salvador, Peanuts  
**Period:** 01/01/2012 **Through:** 12/31/2012  
**Country:** El Salvador **Date/Time Filled:** Open  
**UOM:** KG **Q Level:** 650,000 **Ent-Qty:** 0 **% Filled:** 0

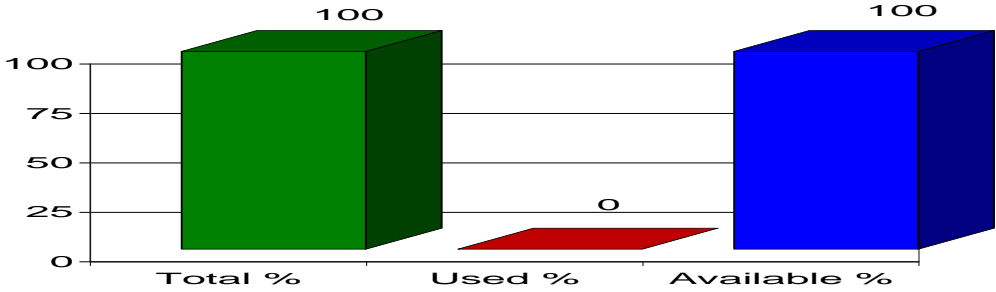


**Heading:** AGRIC - CAFTA - 99 USN 12a - Nicaragua, Peanuts  
**Period:** 01/01/2012 **Through:** 12/31/2012  
**Country:** Nicaragua **Date/Time Filled:** Open  
**UOM:** KG **Q Level:** 12,000,000 **Ent-Qty:** 4,031,978 **% Filled:** 33.6



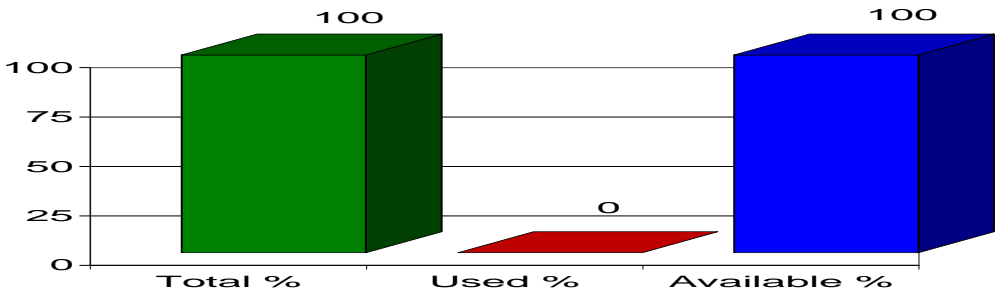
Quota Report 09/24/2012

Heading: **AGRIC - CAFTA - 99 USN 13a - Nicaragua, Peanut Butter**  
Period: **01/01/2012** Through: **12/31/2012**  
Country: **Nicaragua** Date/Time Filled: **Open**  
UOM: **KG** Q Level: **448,000** Ent-Qty: **0** % Filled: **0**



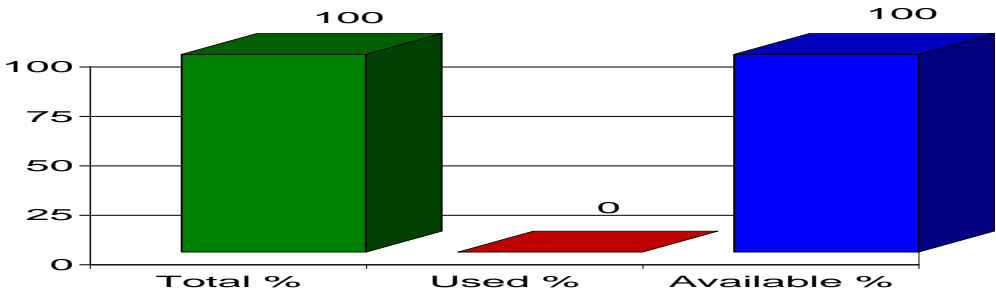
---

Heading: **AGRIC - CAFTA - 99 USN 14a - Costa Rica, Ice Cream**  
Period: **01/01/2012** Through: **12/31/2012**  
Country: **Costa Rica** Date/Time Filled: **Open**  
UOM: **L** Q Level: **130,100** Ent-Qty: **0** % Filled: **0**



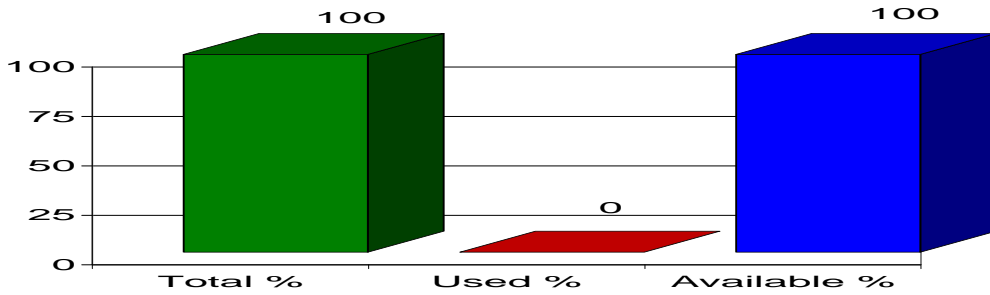
---

Heading: **AGRIC - CAFTA - 99 USN 14a - Dominican Republic, Ice Cream**  
Period: **01/01/2012** Through: **12/31/2012**  
Country: **Dominican Republic** Date/Time Filled: **Open**  
UOM: **L** Q Level: **247,572** Ent-Qty: **0** % Filled: **0**

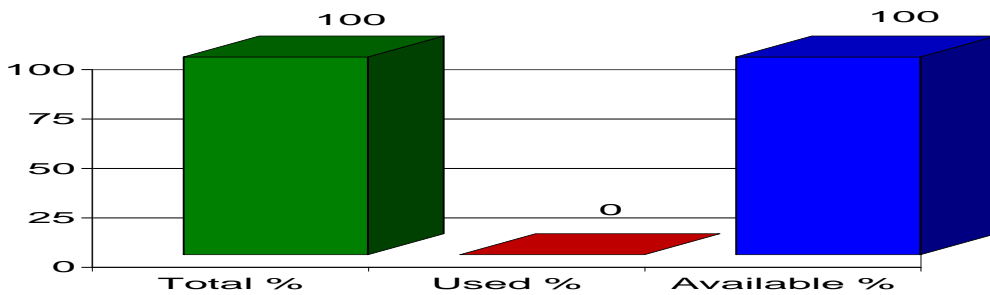


Quota Report 09/24/2012

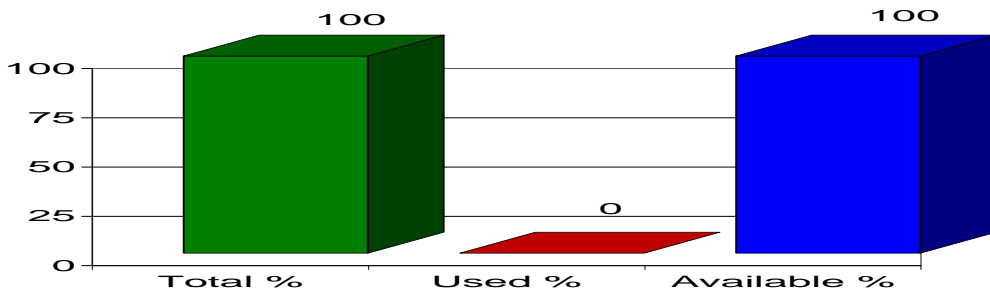
**Heading:** AGRIC - CAFTA - 99 USN 14a - El Salvador, Ice Cream  
**Period:** 01/01/2012 **Through:** 12/31/2012  
**Country:** El Salvador **Date/Time Filled:** Open  
**UOM:** L **Q Level:** 104,085 **Ent-Qty:** 0 **% Filled:** 0



**Heading:** AGRIC - CAFTA - 99 USN 14a - Guatemala, Ice Cream  
**Period:** 01/01/2012 **Through:** 12/31/2012  
**Country:** Guatemala **Date/Time Filled:** Open  
**UOM:** L **Q Level:** 260,212 **Ent-Qty:** 0 **% Filled:** 0

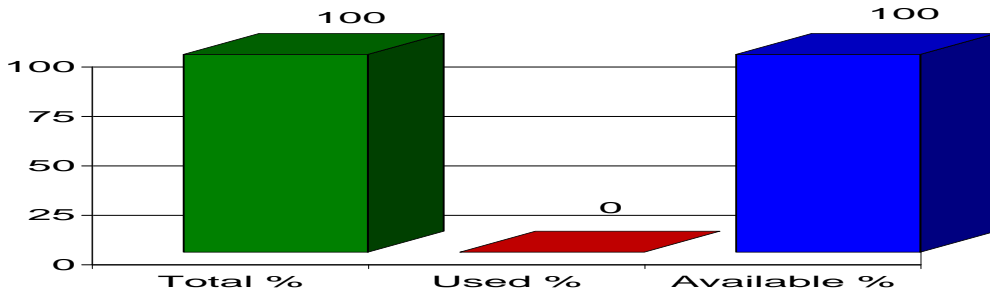


**Heading:** AGRIC - CAFTA - 99 USN 14a - Honduras, Ice Cream  
**Period:** 01/01/2012 **Through:** 12/31/2012  
**Country:** Honduras **Date/Time Filled:** Open  
**UOM:** L **Q Level:** 65,053 **Ent-Qty:** 0 **% Filled:** 0

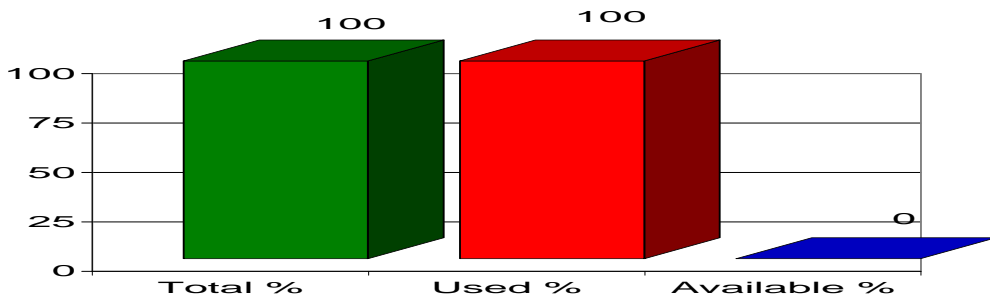


Quota Report 09/24/2012

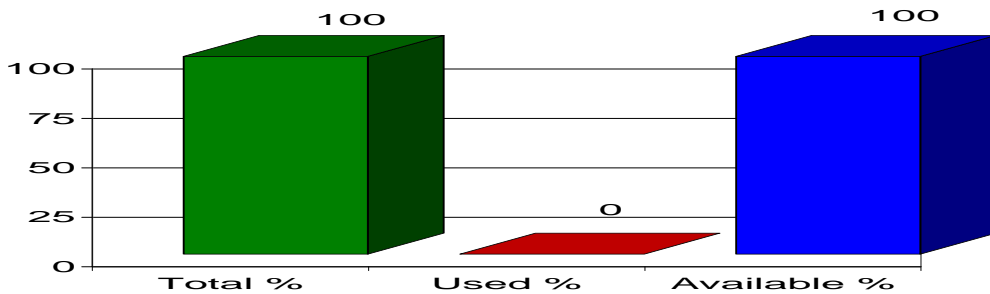
Heading: **AGRIC - CAFTA - 99 USN 14a - Nicaragua, Ice Cream**  
 Period: **01/01/2012** Through: **12/31/2012**  
 Country: **Nicaragua** Date/Time Filled: **Open**  
 UOM: **L** Q Level: **357,791** Ent-Qty: **0** % Filled: **0**



Heading: **AGRIC - Chile Free Trade - 99 USN 04, Chickens, Turkeys**  
 Period: **01/01/2012** Through: **12/31/2012**  
 Country: **Chile** Date/Time Filled: **08/13/2012 12:52**  
 UOM: **KG** Q Level: **10,721,000** Ent-Qty: **10,721,000** % Filled: **100**

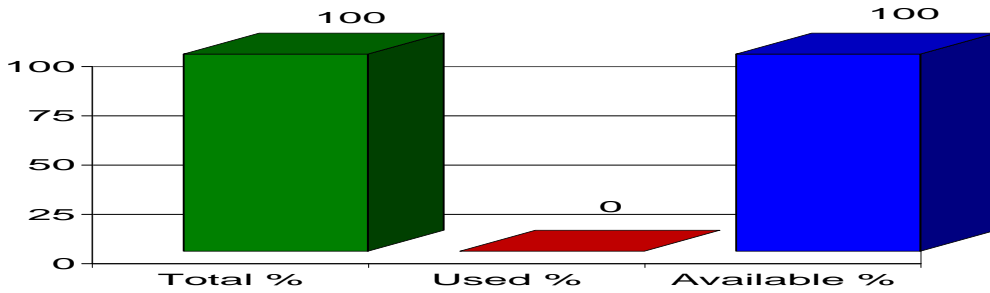


Heading: **AGRIC - Chile Free Trade - 99 USN 05, Dairy**  
 Period: **01/01/2012** Through: **12/31/2012**  
 Country: **Chile** Date/Time Filled: **Open**  
 UOM: **KG** Q Level: **515,000** Ent-Qty: **0** % Filled: **0**

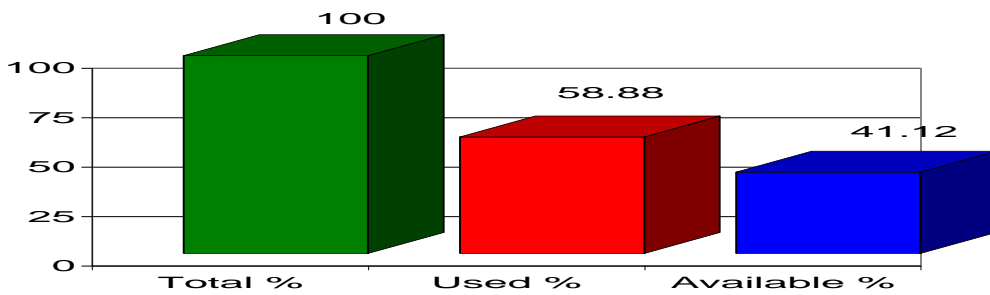


Quota Report 09/24/2012

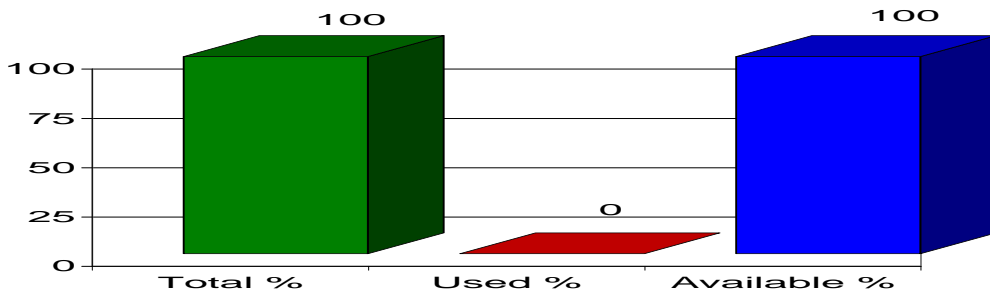
**Heading:** AGRIC - Chile Free Trade - 99 USN 06, Dairy  
**Period:** 01/01/2012 **Through:** 12/31/2012  
**Country:** Chile **Date/Time Filled:** Open  
**UOM:** KG **Q Level:** 1,423,000 **Ent-Qty:** 0 **% Filled:** 0



**Heading:** AGRIC - Chile Free Trade - 99 USN 07, Dairy  
**Period:** 01/01/2012 **Through:** 12/31/2012  
**Country:** Chile **Date/Time Filled:** Open  
**UOM:** KG **Q Level:** 777,000 **Ent-Qty:** 457,509 **% Filled:** 58.88



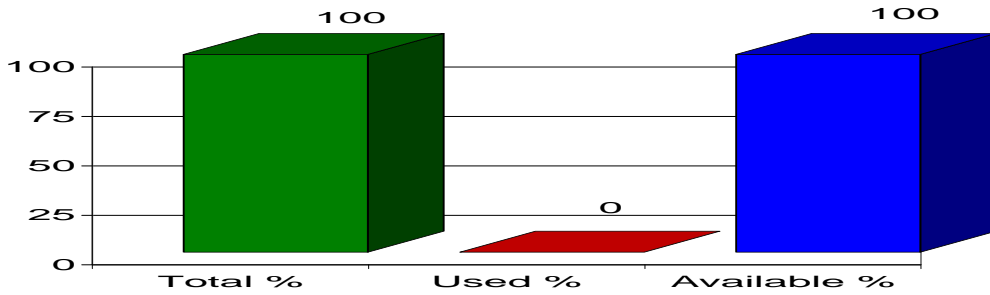
**Heading:** AGRIC - Chile Free Trade - 99 USN 08, Concentrated/Condensed Milk  
**Period:** 01/01/2012 **Through:** 12/31/2012  
**Country:** Chile **Date/Time Filled:** Open  
**UOM:** KG **Q Level:** 840,000 **Ent-Qty:** 0 **% Filled:** 0



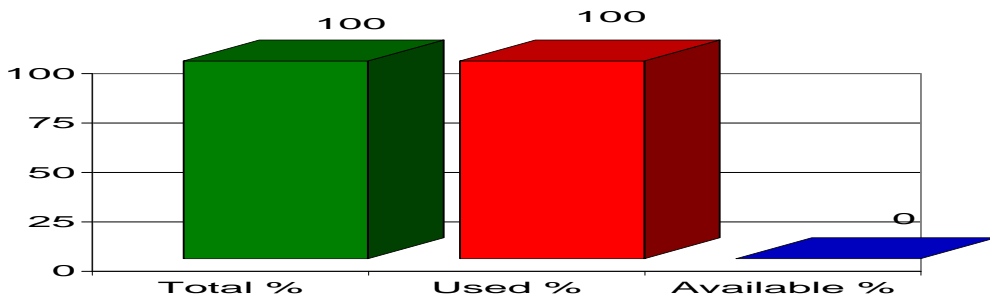


Quota Report 09/24/2012

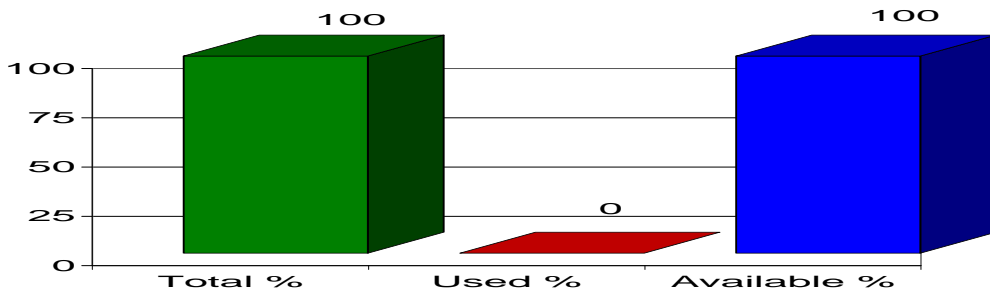
Heading: **AGRIC - Chile Free Trade - 99 USN 09, Cheese**  
 Period: **01/01/2012** Through: **12/31/2012**  
 Country: **Chile** Date/Time Filled: **Open**  
 UOM: **KG** Q Level: **2,460,000** Ent-Qty: **0** % Filled: **0**



Heading: **AGRIC - Chile Free Trade - 99 USN 10, Avocados**  
 Period: **01/01/2012** Through: **09/30/2012**  
 Country: **Chile** Date/Time Filled: **03/12/2012 08:30**  
 UOM: **KG** Q Level: **22,162,000** Ent-Qty: **22,162,000** % Filled: **100**

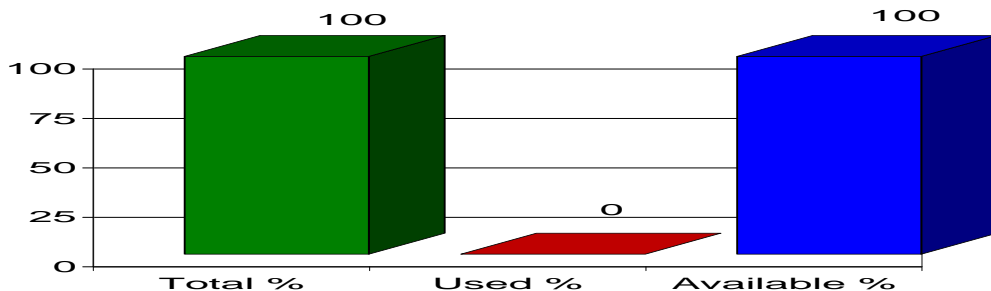


Heading: **AGRIC - Chile Free Trade - 99 USN 11, Avocados**  
 Period: **10/01/2012** Through: **12/31/2012**  
 Country: **Chile** Date/Time Filled: **Open**  
 UOM: **KG** Q Level: **50,233,000** Ent-Qty: **0** % Filled: **0**

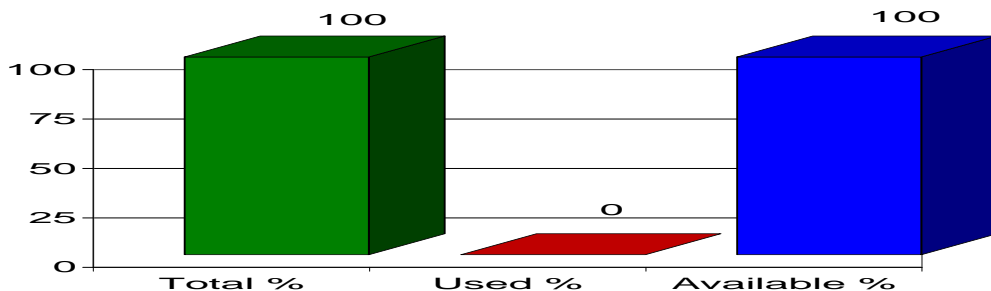


Quota Report 09/24/2012

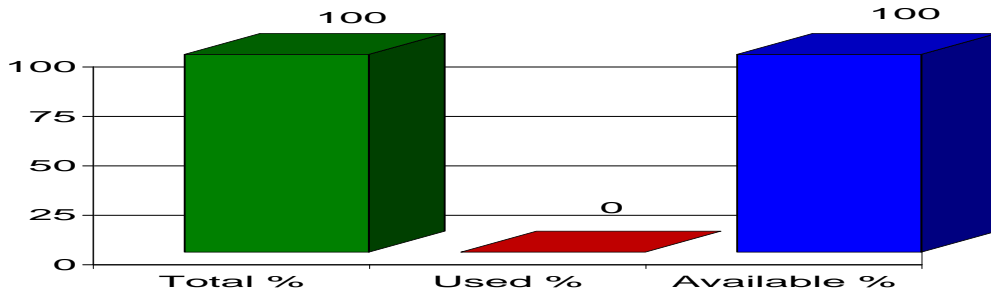
**Heading:** AGRIC - Chile Free Trade - 99 USN 14, Tobacco  
**Period:** 01/01/2012 **Through:** 12/31/2012  
**Country:** Chile **Date/Time Filled:** Open  
**UOM:** KG **Q Level:** 912,000 **Ent-Qty:** 0 **% Filled:** 0



**Heading:** AGRIC - Chile Free Trade - 99 USN 17, Hotel/Restaurant Table & Kitchenware  
**Period:** 01/01/2012 **Through:** 12/31/2012  
**Country:** Chile **Date/Time Filled:** Open  
**UOM:** DP **Q Level:** 20,000 **Ent-Qty:** 0 **% Filled:** 0

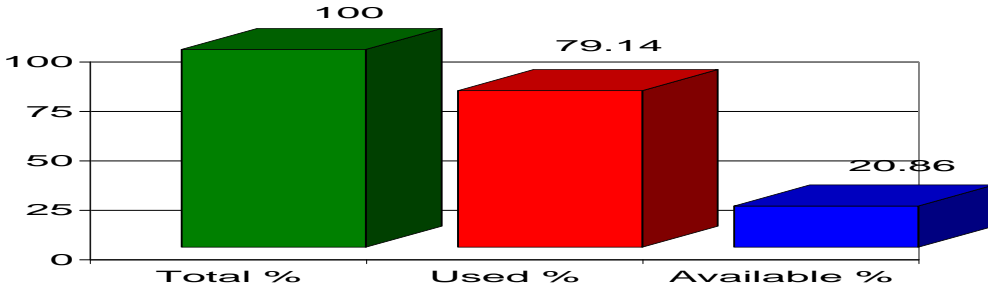


**Heading:** AGRIC - Israel Free Trade - 99 USN 03, Butter, Fresh or Sour Cream  
**Period:** 01/01/2012 **Through:** 12/31/2012  
**Country:** Israel **Date/Time Filled:** Open  
**UOM:** KG **Q Level:** 466,000 **Ent-Qty:** 0 **% Filled:** 0

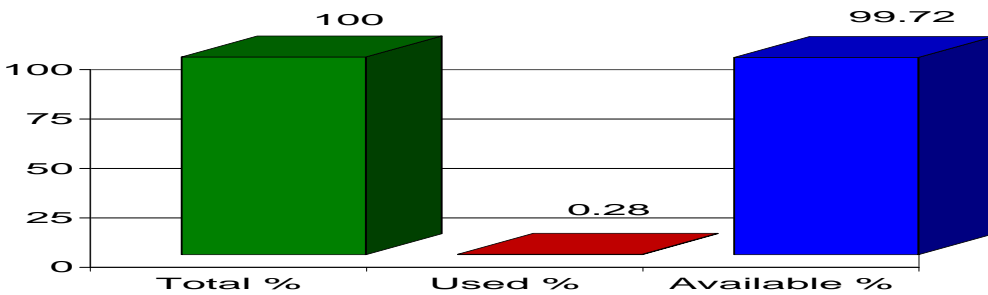


Quota Report 09/24/2012

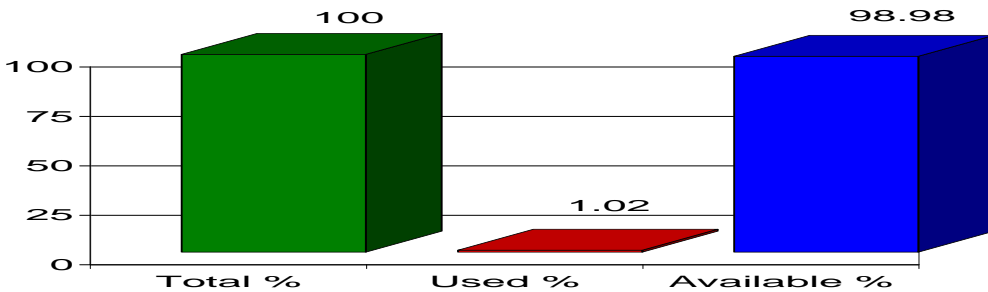
**Heading:** AGRIC - Israel Free Trade - 99 USN 04, Dried Milk  
**Period:** 01/01/2012 **Through:** 12/31/2012  
**Country:** Israel **Date/Time Filled:** Open  
**UOM:** KG **Q Level:** 1,304,000 **Ent-Qty:** 1,032,000 **% Filled:** 79.14



**Heading:** AGRIC - Israel Free Trade - 99 USN 05, Cheese, Cheese Substitutes  
**Period:** 01/01/2012 **Through:** 12/31/2012  
**Country:** Israel **Date/Time Filled:** Open  
**UOM:** KG **Q Level:** 1,534,000 **Ent-Qty:** 4,294 **% Filled:** 0.28

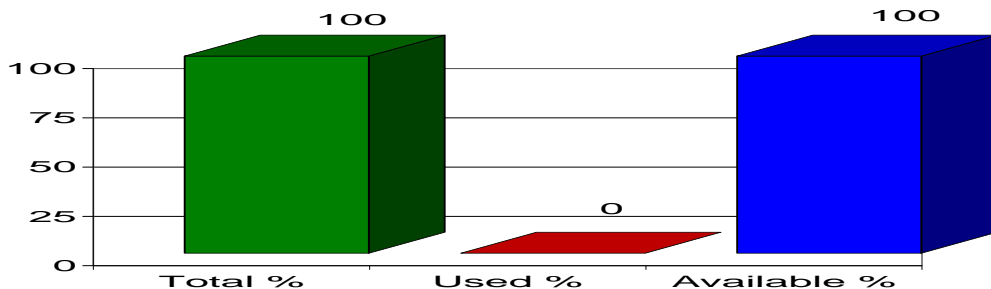


**Heading:** AGRIC - Israel Free Trade - 99 USN 06, Peanuts  
**Period:** 01/01/2012 **Through:** 12/31/2012  
**Country:** Israel **Date/Time Filled:** Open  
**UOM:** KG **Q Level:** 131,000 **Ent-Qty:** 1,342 **% Filled:** 1.02

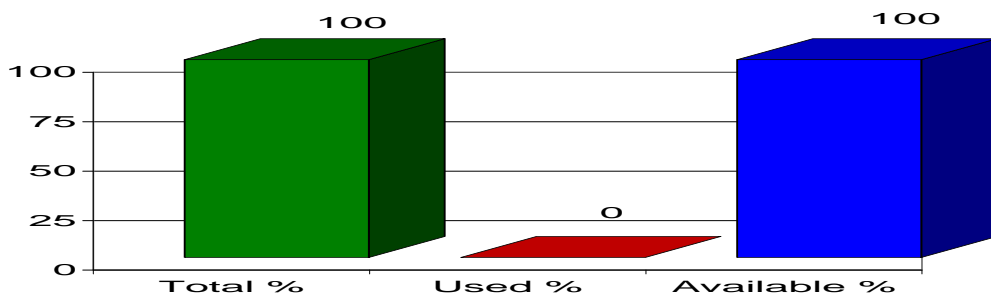


Quota Report 09/24/2012

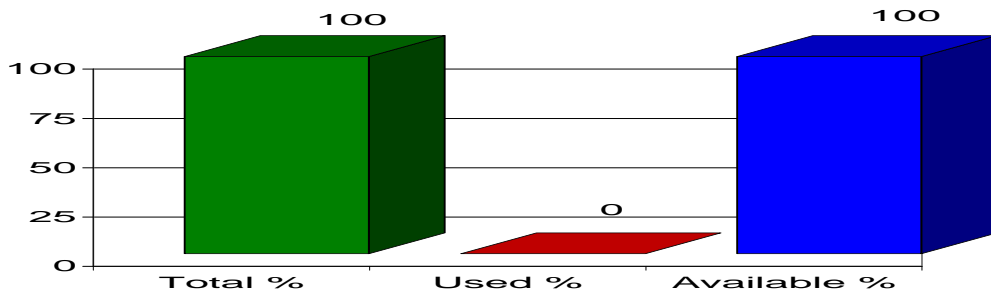
**Heading:** AGRIC - Israel Free Trade - 99 USN 07, Ice Cream  
**Period:** 01/01/2012 **Through:** 12/31/2012  
**Country:** Israel **Date/Time Filled:** Open  
**UOM:** L **Q Level:** 707,000 **Ent-Qty:** 0 **% Filled:** 0



**Heading:** AGRIC - Morocco Free Trade - 99 USN 03, Beef  
**Period:** 01/01/2012 **Through:** 12/31/2012  
**Country:** Morocco **Date/Time Filled:** Open  
**UOM:** KG **Q Level:** 18,980 **Ent-Qty:** 0 **% Filled:** 0

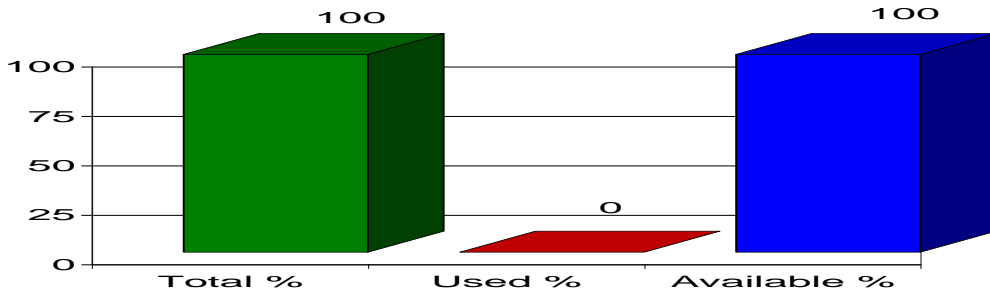


**Heading:** AGRIC - Morocco Free Trade - 99 USN 04, Liquid Dairy  
**Period:** 01/01/2012 **Through:** 12/31/2012  
**Country:** Morocco **Date/Time Filled:** Open  
**UOM:** L **Q Level:** 1,898 **Ent-Qty:** 0 **% Filled:** 0

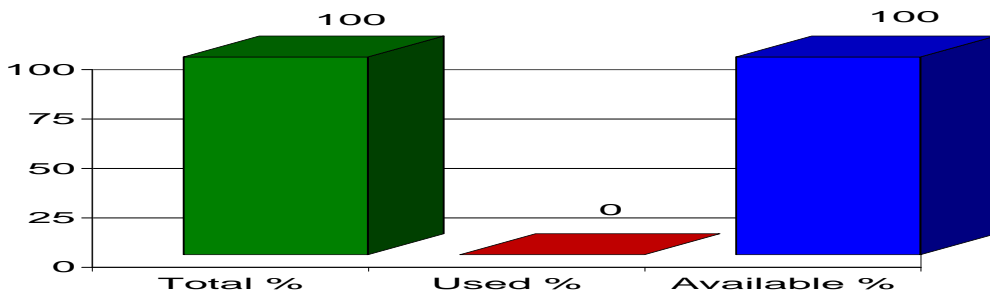


Quota Report 09/24/2012

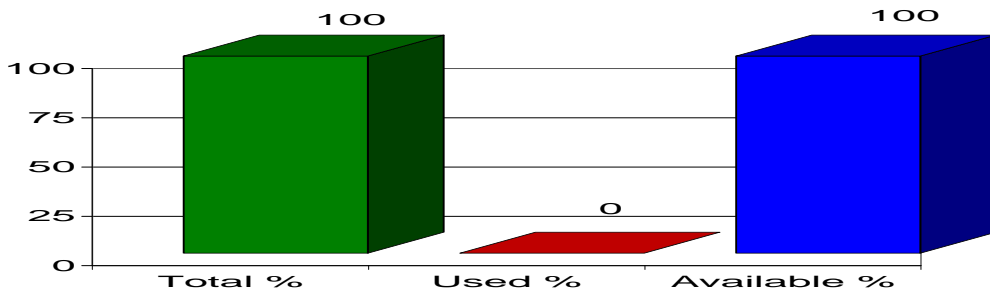
**Heading:** AGRIC - Morocco Free Trade - 99 USN 05, Butter  
**Period:** 01/01/2012 **Through:** 12/31/2012  
**Country:** Morocco **Date/Time Filled:** Open  
**UOM:** KG **Q Level:** 12,653 **Ent-Qty:** 0 **% Filled:** 0



**Heading:** AGRIC - Morocco Free Trade - 99 USN 06, Milk Powder  
**Period:** 01/01/2012 **Through:** 12/31/2012  
**Country:** Morocco **Date/Time Filled:** Open  
**UOM:** KG **Q Level:** 12,653 **Ent-Qty:** 0 **% Filled:** 0

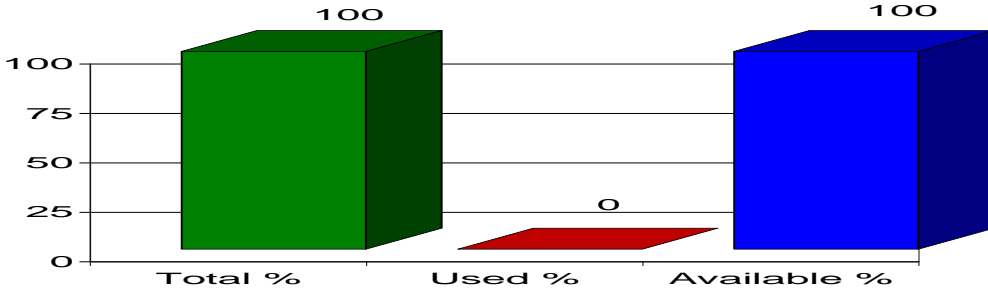


**Heading:** AGRIC - Morocco Free Trade - 99 USN 07, Other Dairy Products  
**Period:** 01/01/2012 **Through:** 12/31/2012  
**Country:** Morocco **Date/Time Filled:** Open  
**UOM:** KG **Q Level:** 18,980 **Ent-Qty:** 0 **% Filled:** 0

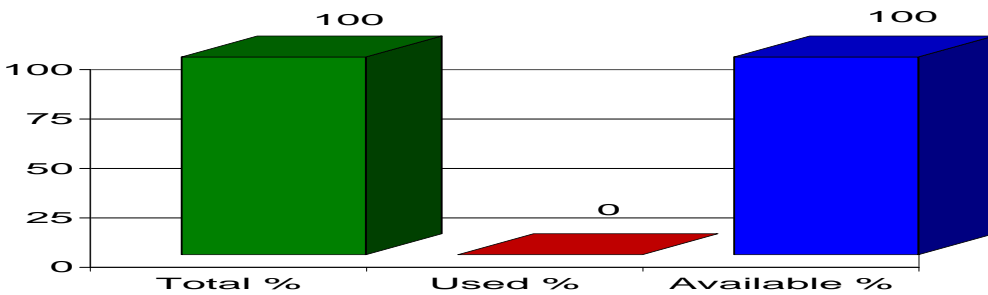


Quota Report 09/24/2012

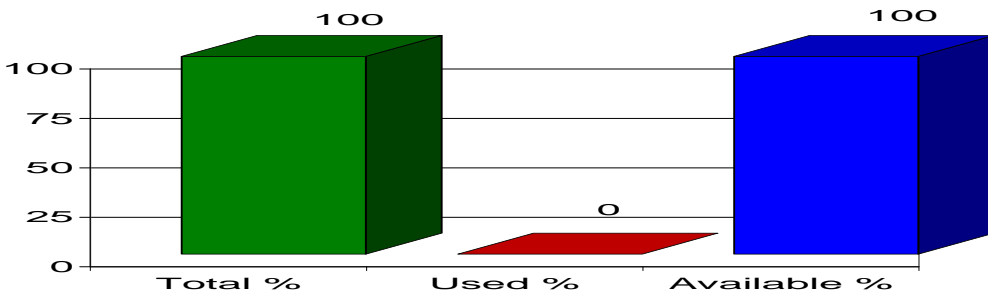
**Heading:** AGRIC - Morocco Free Trade - 99 USN 08, Cheese  
**Period:** 01/01/2012 **Through:** 12/31/2012  
**Country:** Morocco **Date/Time Filled:** Open  
**UOM:** KG **Q Level:** 37,960 **Ent-Qty:** 0 **% Filled:** 0



**Heading:** AGRIC - Morocco Free Trade - 99 USN 09, Dried Onions  
**Period:** 01/01/2012 **Through:** 12/31/2012  
**Country:** Morocco **Date/Time Filled:** Open  
**UOM:** KG **Q Level:** 12,653 **Ent-Qty:** 0 **% Filled:** 0

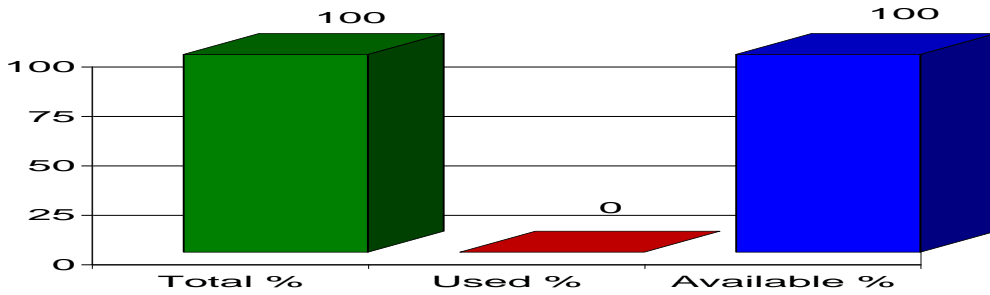


**Heading:** AGRIC - Morocco Free Trade - 99 USN 10, Dried Garlic  
**Period:** 01/01/2012 **Through:** 12/31/2012  
**Country:** Morocco **Date/Time Filled:** Open  
**UOM:** KG **Q Level:** 6,327 **Ent-Qty:** 0 **% Filled:** 0

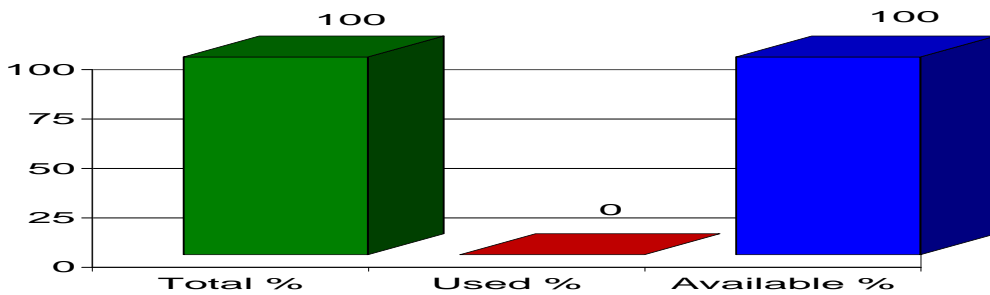


Quota Report 09/24/2012

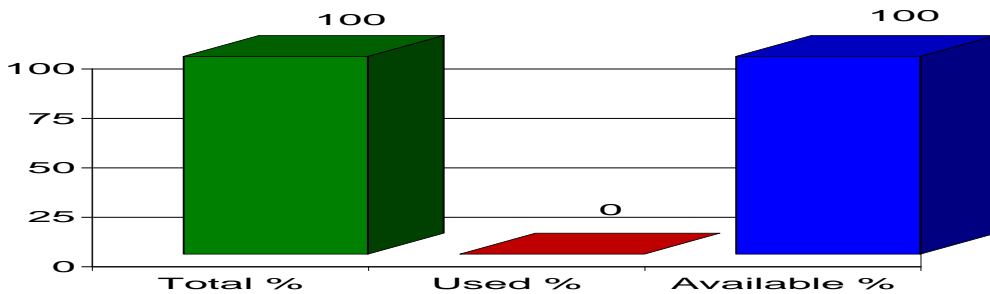
**Heading:** AGRIC - Morocco Free Trade - 99 USN 11, Peanuts  
**Period:** 01/01/2012 **Through:** 12/31/2012  
**Country:** Morocco **Date/Time Filled:** Open  
**UOM:** KG **Q Level:** 1,265 **Ent-Qty:** 0 **% Filled:** 0



**Heading:** AGRIC - Morocco Free Trade - 99 USN 13, Preserved Tomato Products, Paste, Puree  
**Period:** 01/01/2012 **Through:** 12/31/2012  
**Country:** Morocco **Date/Time Filled:** Open  
**UOM:** KG **Q Level:** 380,000 **Ent-Qty:** 0 **% Filled:** 0

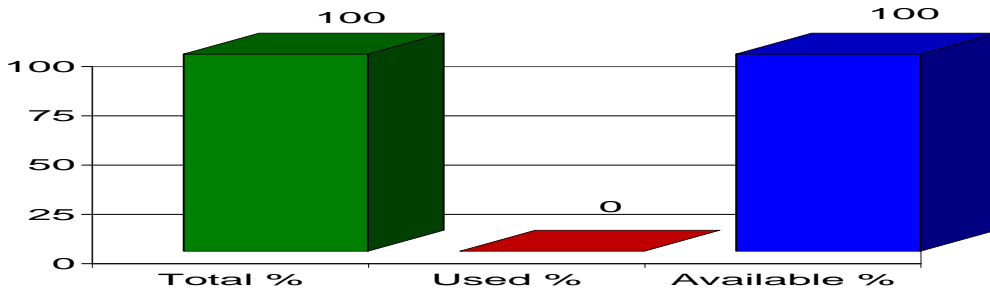


**Heading:** AGRIC - Morocco Free Trade - 99 USN 14, Tomato Sauces  
**Period:** 01/01/2012 **Through:** 12/31/2012  
**Country:** Morocco **Date/Time Filled:** Open  
**UOM:** KG **Q Level:** 253,000 **Ent-Qty:** 0 **% Filled:** 0

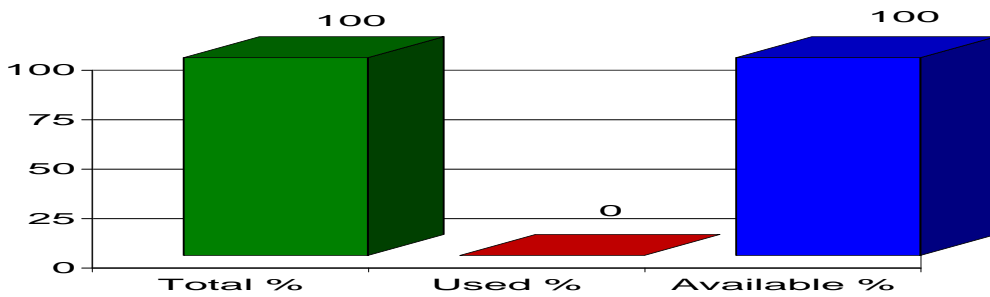


Quota Report 09/24/2012

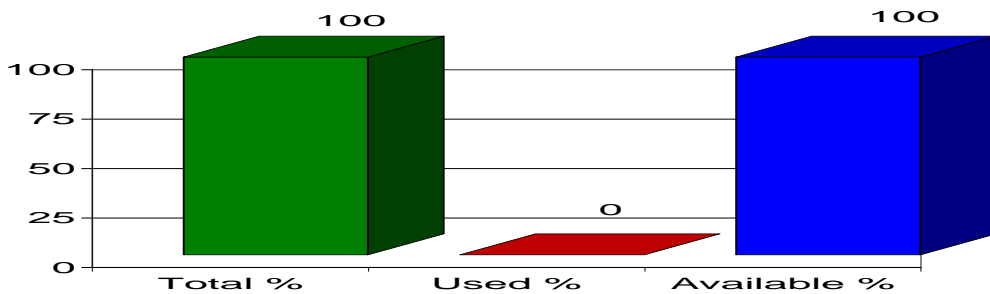
**Heading:** AGRIC - Morocco Free Trade - 99 USN 15, Tobacco  
**Period:** 01/01/2012 **Through:** 12/31/2012  
**Country:** Morocco **Date/Time Filled:** Open  
**UOM:** KG **Q Level:** 6,327 **Ent-Qty:** 0 **% Filled:** 0



**Heading:** AGRIC - Morocco Free Trade - 99 USN 16, Cotton  
**Period:** 01/01/2012 **Through:** 12/31/2012  
**Country:** Morocco **Date/Time Filled:** Open  
**UOM:** KG **Q Level:** 6,327 **Ent-Qty:** 0 **% Filled:** 0



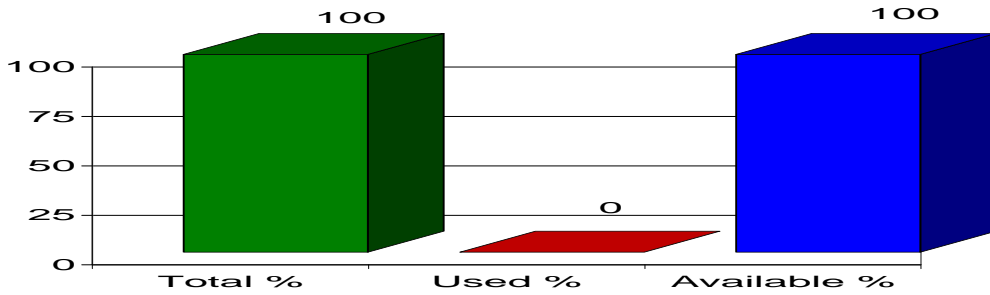
**Heading:** AGRIC - Oman Free Trade - 99 USN 03, Beef  
**Period:** 01/01/2012 **Through:** 12/31/2012  
**Country:** Oman **Date/Time Filled:** Open  
**UOM:** KG **Q Level:** 19,965 **Ent-Qty:** 0 **% Filled:** 0



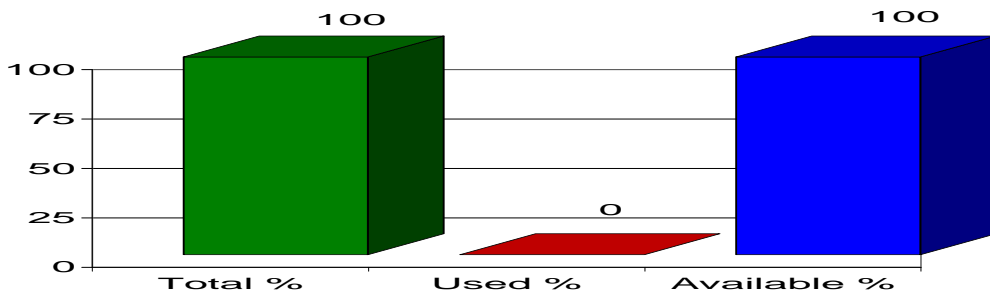


Quota Report 09/24/2012

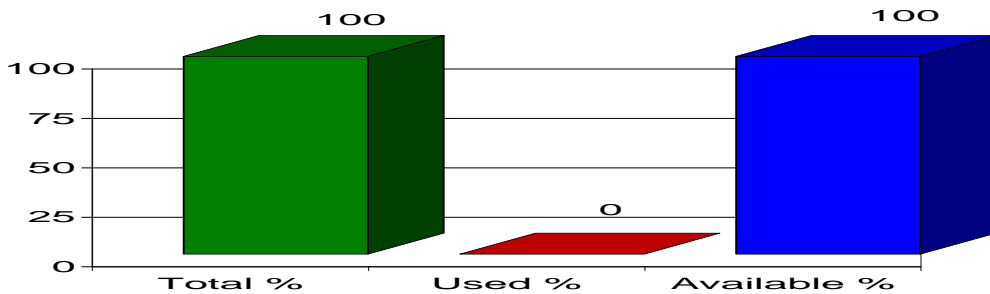
**Heading:** AGRIC - Oman Free Trade - 99 USN 04, Liquid Dairy  
**Period:** 01/01/2012 **Through:** 12/31/2012  
**Country:** Oman **Date/Time Filled:** Open  
**UOM:** L **Q Level:** 1,330 **Ent-Qty:** 0 **% Filled:** 0



**Heading:** AGRIC - Oman Free Trade - 99 USN 05, Butter  
**Period:** 01/01/2012 **Through:** 12/31/2012  
**Country:** Oman **Date/Time Filled:** Open  
**UOM:** KG **Q Level:** 6,665 **Ent-Qty:** 0 **% Filled:** 0

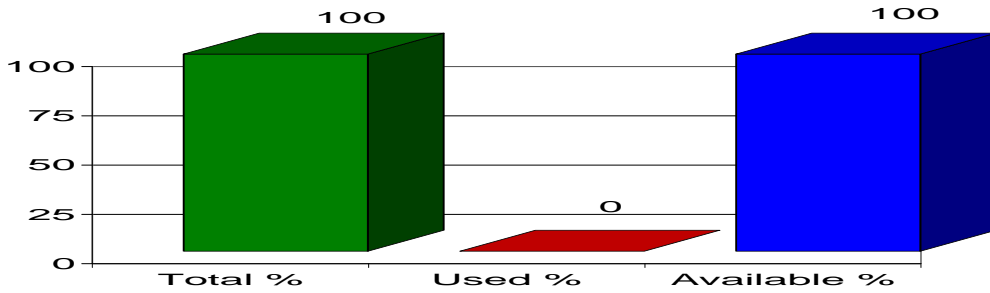


**Heading:** AGRIC - Oman Free Trade - 99 USN 06, Milk Powder  
**Period:** 01/01/2012 **Through:** 12/31/2012  
**Country:** Oman **Date/Time Filled:** Open  
**UOM:** KG **Q Level:** 6,665 **Ent-Qty:** 0 **% Filled:** 0



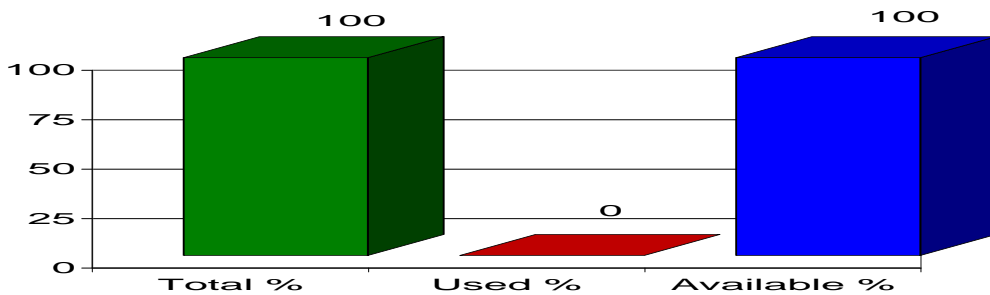
Quota Report 09/24/2012

Heading: **AGRIC - Oman Free Trade - 99 USN 07, Other Dairy Products**  
Period: **01/01/2012** Through: **12/31/2012**  
Country: **Oman** Date/Time Filled: **Open**  
UOM: **KG** Q Level: **6,665** Ent-Qty: **0** % Filled: **0**



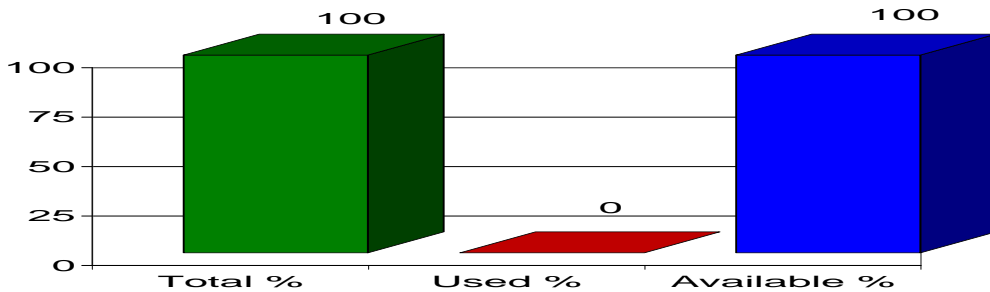
---

Heading: **AGRIC - Oman Free Trade - 99 USN 08, Cheese**  
Period: **01/01/2012** Through: **12/31/2012**  
Country: **Oman** Date/Time Filled: **Open**  
UOM: **KG** Q Level: **19,965** Ent-Qty: **0** % Filled: **0**



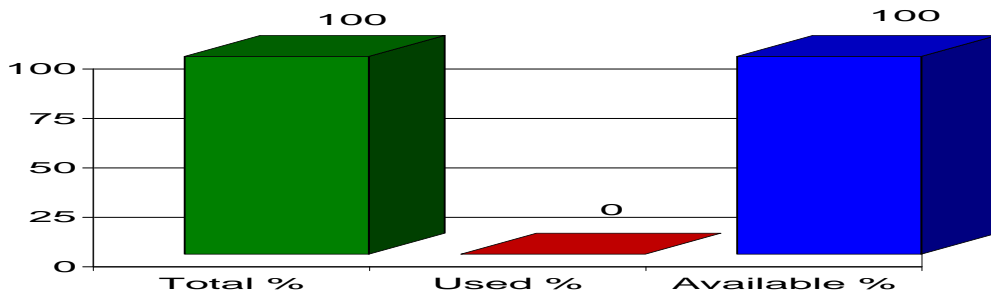
---

Heading: **AGRIC - Oman Free Trade - 99 USN 09, Peanuts**  
Period: **01/01/2012** Through: **12/31/2012**  
Country: **Oman** Date/Time Filled: **Open**  
UOM: **KG** Q Level: **1,331** Ent-Qty: **0** % Filled: **0**

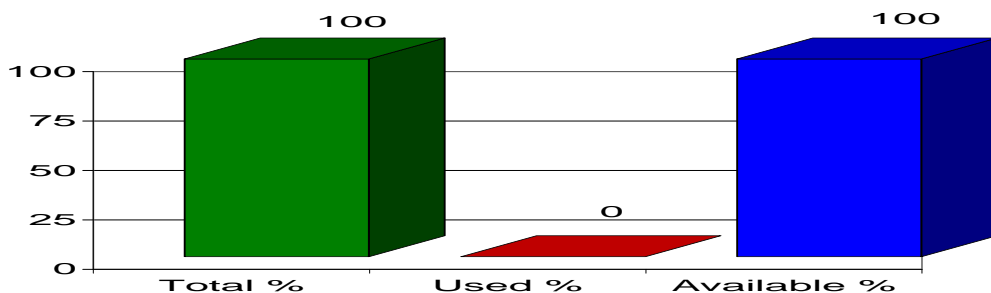


Quota Report 09/24/2012

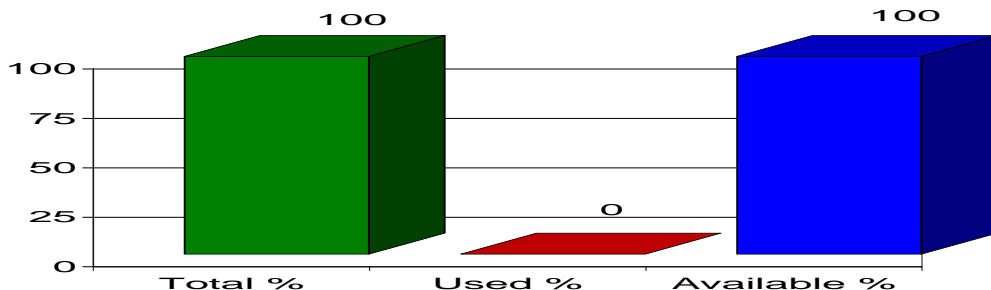
**Heading:** AGRIC - Oman Free Trade - 99 USN 10, Sugar  
**Period:** 01/01/2012 **Through:** 12/31/2012  
**Country:** Oman **Date/Time Filled:** Open  
**UOM:** KG **Q Level:** 17,364 **Ent-Qty:** 0 **% Filled:** 0



**Heading:** AGRIC - Oman Free Trade - 99 USN 11, Tobacco  
**Period:** 01/01/2012 **Through:** 12/31/2012  
**Country:** Oman **Date/Time Filled:** Open  
**UOM:** KG **Q Level:** 6,665 **Ent-Qty:** 0 **% Filled:** 0

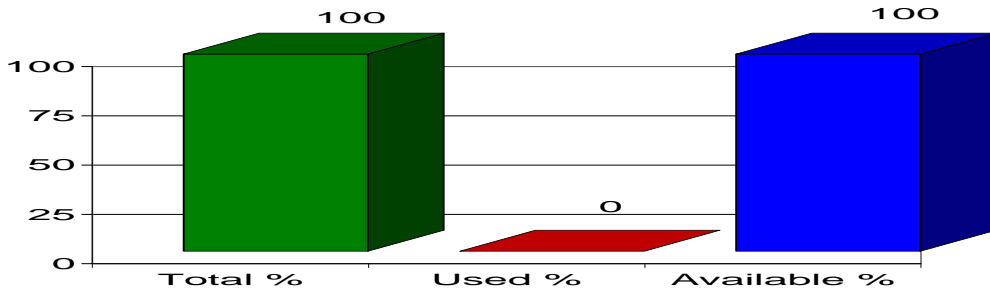


**Heading:** AGRIC - Oman Free Trade - 99 USN 12, Cotton  
**Period:** 01/01/2012 **Through:** 12/31/2012  
**Country:** Oman **Date/Time Filled:** Open  
**UOM:** KG **Q Level:** 6,665 **Ent-Qty:** 0 **% Filled:** 0

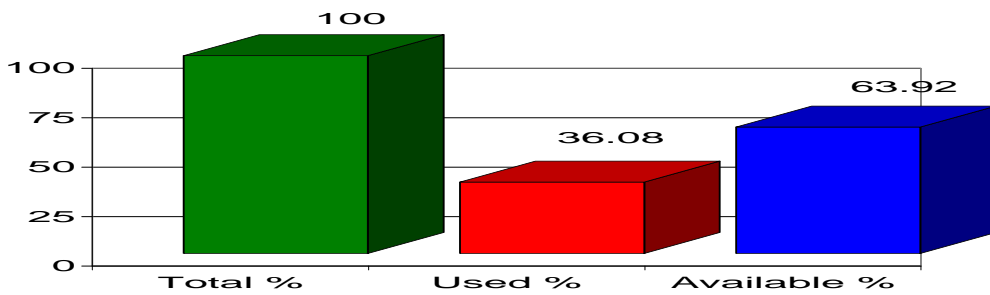


Quota Report 09/24/2012

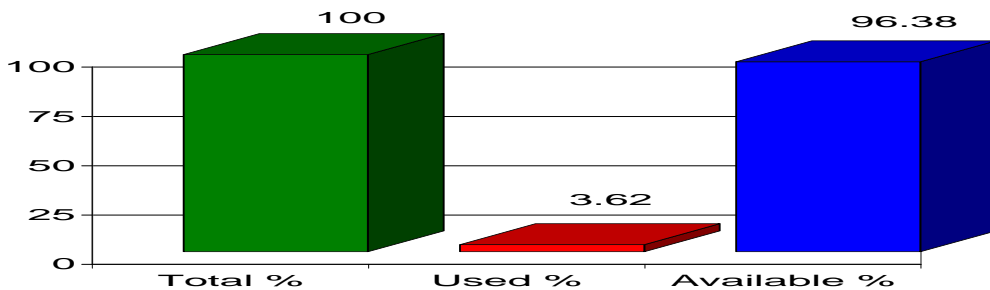
**Heading:** AGRIC - Peru TPA - 9822.06.15, Specialty Sugar  
**Period:** 01/01/2012 **Through:** 12/31/2012  
**Country:** Peru **Date/Time Filled:** Open  
**UOM:** KG **Q Level:** 2,000,000 **Ent-Qty:** 0 **% Filled:** 0



**Heading:** AGRIC - Peru TPA - 99 USN 03a, Condensed/Evap Milk  
**Period:** 01/01/2012 **Through:** 12/31/2012  
**Country:** Peru **Date/Time Filled:** Open  
**UOM:** KG **Q Level:** 8,430,000 **Ent-Qty:** 3,041,737 **% Filled:** 36.08

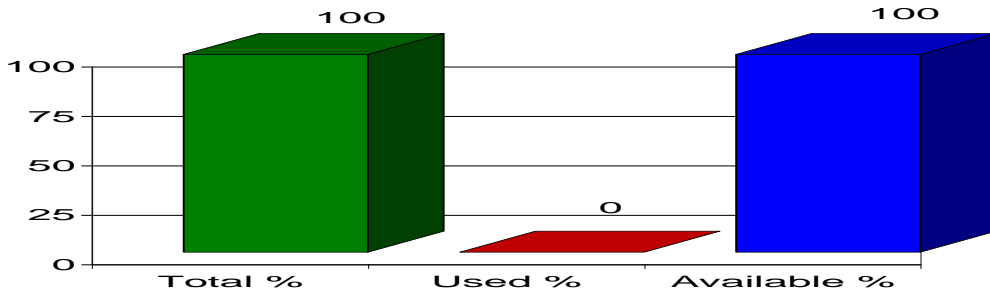


**Heading:** AGRIC - Peru TPA - 99 USN 04, Dairy Products  
**Period:** 01/01/2012 **Through:** 12/31/2012  
**Country:** Peru **Date/Time Filled:** Open  
**UOM:** KG **Q Level:** 2,662,000 **Ent-Qty:** 96,440 **% Filled:** 3.62

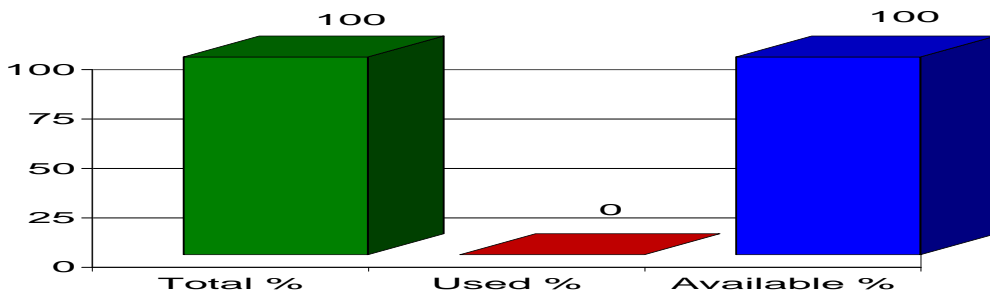


Quota Report 09/24/2012

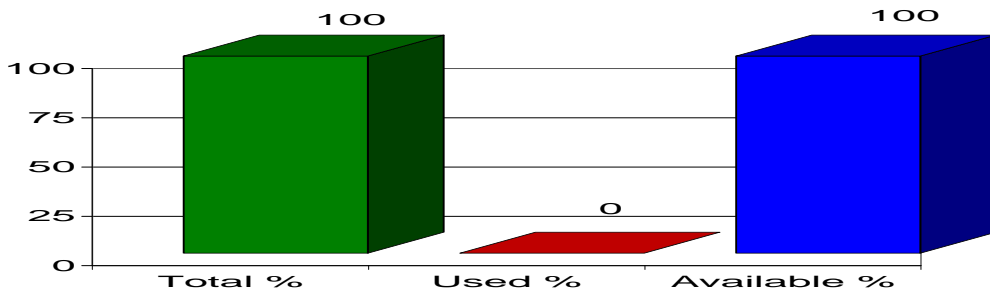
**Heading:** AGRIC - Peru TPA - 99 USN 05a, Cheese  
**Period:** 01/01/2012 **Through:** 12/31/2012  
**Country:** Peru **Date/Time Filled:** Open  
**UOM:** KG **Q Level:** 3,512,000 **Ent-Qty:** 0 **% Filled:** 0



**Heading:** AGRIC - Singapore Free Trade - 99 USN 03, Beef  
**Period:** 01/01/2012 **Through:** 12/31/2012  
**Country:** Singapore **Date/Time Filled:** Open  
**UOM:** KG **Q Level:** 32,154 **Ent-Qty:** 0 **% Filled:** 0

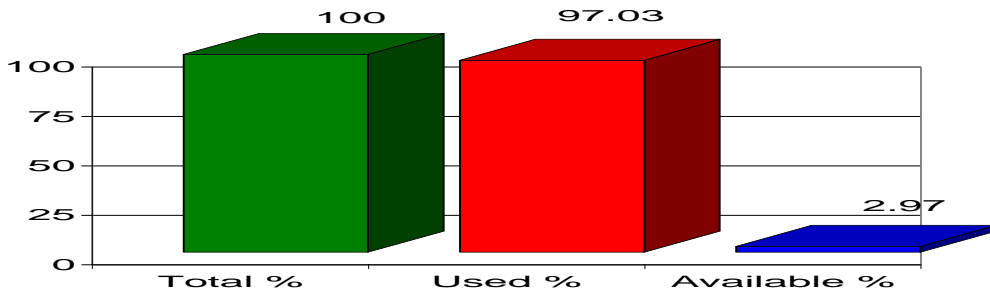


**Heading:** AGRIC - Singapore Free Trade - 99 USN 04, Dairy  
**Period:** 01/01/2012 **Through:** 12/31/2012  
**Country:** Singapore **Date/Time Filled:** Open  
**UOM:** L **Q Level:** 2,140 **Ent-Qty:** 0 **% Filled:** 0

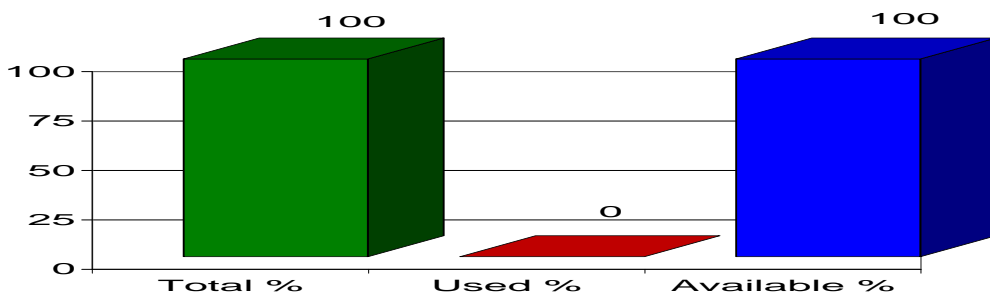


Quota Report 09/24/2012

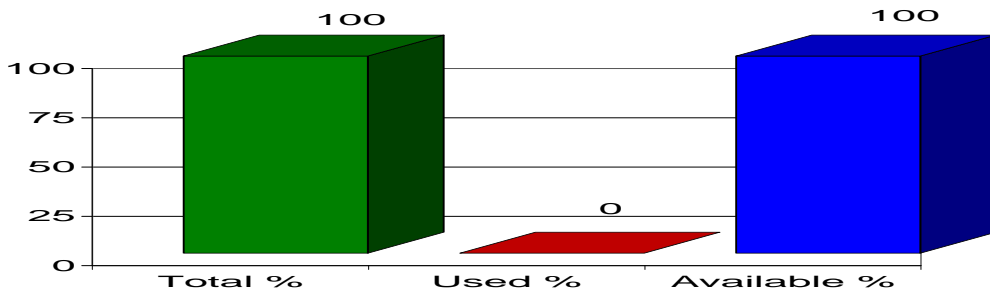
**Heading:** AGRIC - Singapore Free Trade - 99 USN 05, Dairy  
**Period:** 01/01/2012 **Through:** 12/31/2012  
**Country:** Singapore **Date/Time Filled:** Open  
**UOM:** KG **Q Level:** 10,718 **Ent-Qty:** 10,400 **% Filled:** 97.03



**Heading:** AGRIC - Singapore Free Trade - 99 USN 06, Dairy  
**Period:** 01/01/2012 **Through:** 12/31/2012  
**Country:** Singapore **Date/Time Filled:** Open  
**UOM:** KG **Q Level:** 10,178 **Ent-Qty:** 0 **% Filled:** 0

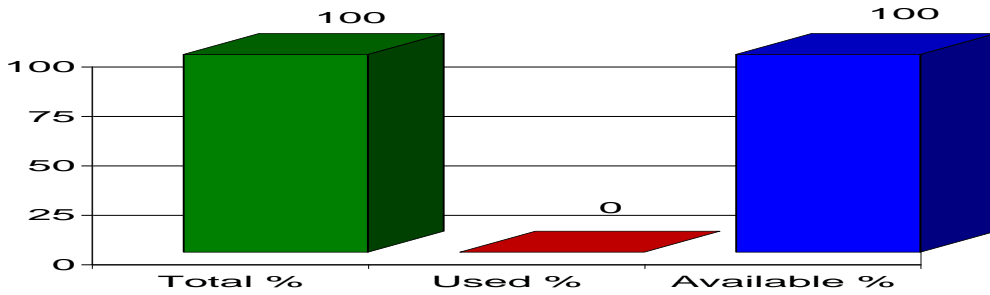


**Heading:** AGRIC - Singapore Free Trade - 99 USN 07, Dairy, Cocoa Products  
**Period:** 01/01/2012 **Through:** 12/31/2012  
**Country:** Singapore **Date/Time Filled:** Open  
**UOM:** KG **Q Level:** 10,718 **Ent-Qty:** 0 **% Filled:** 0

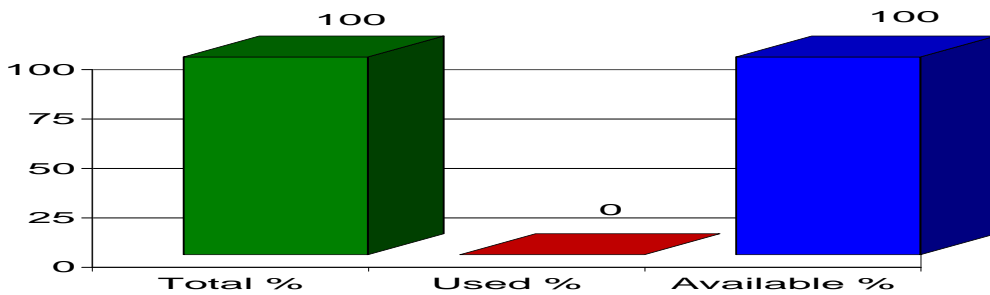


Quota Report 09/24/2012

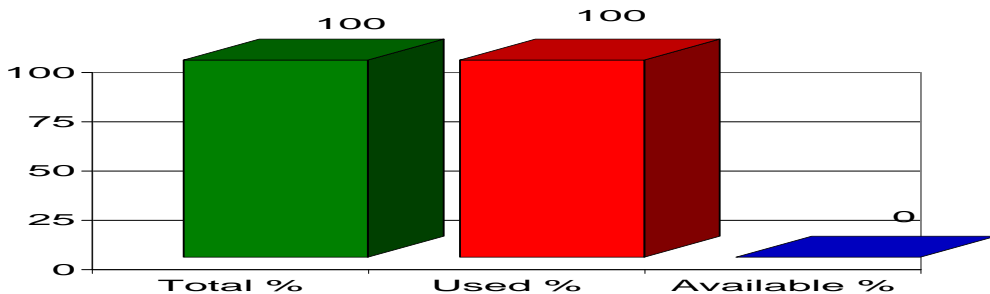
**Heading:** AGRIC - Singapore Free Trade - 99 USN 08, Cheese  
**Period:** 01/01/2012 **Through:** 12/31/2012  
**Country:** Singapore **Date/Time Filled:** Open  
**UOM:** KG **Q Level:** 29,231 **Ent-Qty:** 0 **% Filled:** 0



**Heading:** AGRIC - Singapore Free Trade - 99 USN 09, Peanuts, Peanut Butter  
**Period:** 01/01/2012 **Through:** 12/31/2012  
**Country:** Singapore **Date/Time Filled:** Open  
**UOM:** KG **Q Level:** 1,214 **Ent-Qty:** 0 **% Filled:** 0

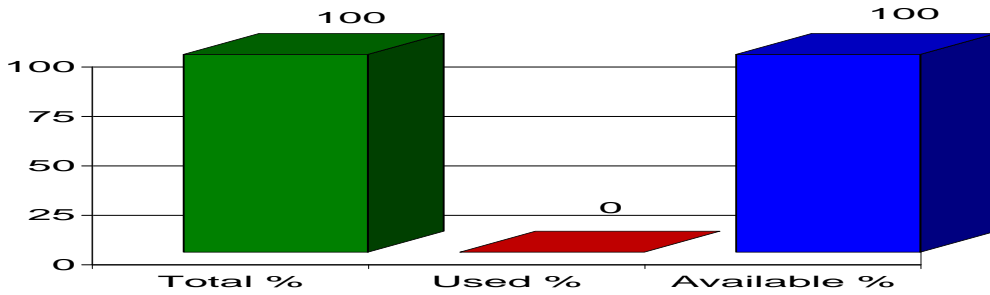


**Heading:** AGRIC - Singapore Free Trade - 99 USN 10, Sugar, Syrups, Mixes and Doughs  
**Period:** 01/01/2012 **Through:** 12/31/2012  
**Country:** Singapore **Date/Time Filled:** 03/12/2012 08:30  
**UOM:** KG **Q Level:** 22,162 **Ent-Qty:** 22,162 **% Filled:** 100

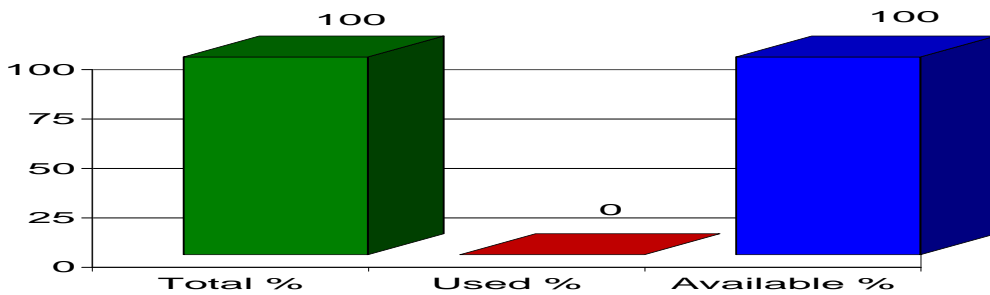


Quota Report 09/24/2012

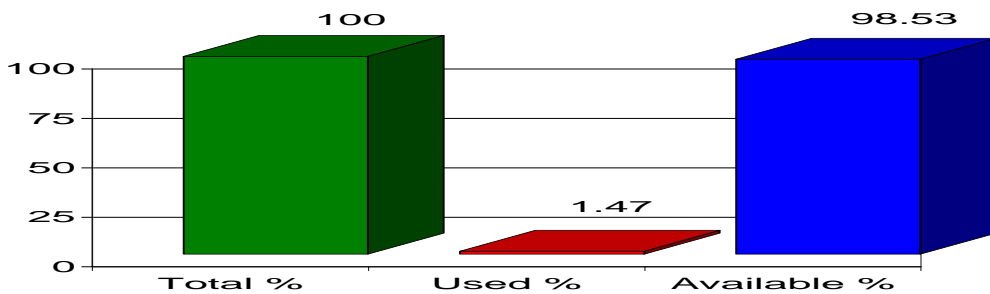
**Heading:** AGRIC - Singapore Free Trade - 99 USN 11, Tobacco  
**Period:** 01/01/2012 **Through:** 12/31/2012  
**Country:** Singapore **Date/Time Filled:** Open  
**UOM:** KG **Q Level:** 10,718 **Ent-Qty:** 0 **% Filled:** 0



**Heading:** AGRIC - Singapore Free Trade - 99 USN 12, Cotton  
**Period:** 01/01/2012 **Through:** 12/31/2012  
**Country:** Singapore **Date/Time Filled:** Open  
**UOM:** KG **Q Level:** 10,718 **Ent-Qty:** 0 **% Filled:** 0



**Heading:** ATPDEA - Wearing Apparel and Certain Textile Products from Columbia and Ecuador  
**Period:** 10/01/2011 **Through:** 09/30/2012  
**Country:** All Countries **Date/Time Filled:** Open  
**UOM:** M2 **Q Level:** 1,341,021,673 **Ent-Qty:** 19,700,274 **% Filled:** 1.47





Quota Report 09/24/2012

Heading: Chapter 02, Additional U.S. Note 3, Beef

Period: 01/01/2012

Through:

12/31/2012

Country: Argentina

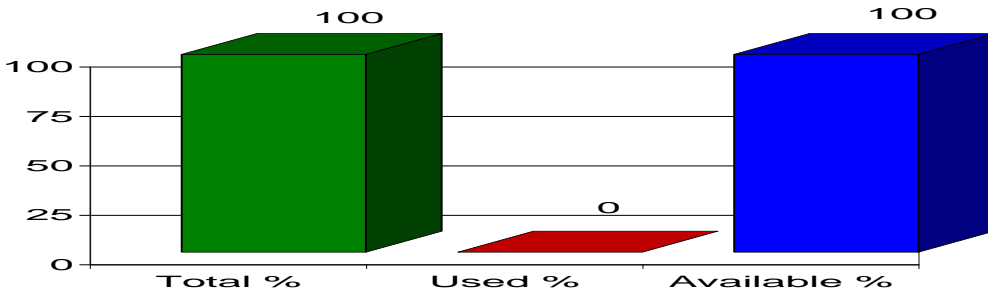
Date/Time Filled:

Open

UOM: KG Q Level: 20,000,000

Ent-Qty: 0

% Filled: 0



Heading: Chapter 02, Additional U.S. Note 3, Beef

Period: 01/01/2012

Through:

12/31/2012

Country: Australia

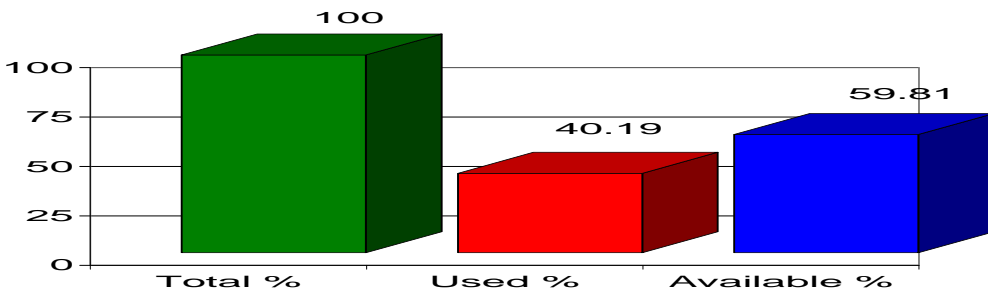
Date/Time Filled:

Open

UOM: KG Q Level: 378,214,000

Ent-Qty: 152,008,723

% Filled: 40.19



Heading: Chapter 02, Additional U.S. Note 3, Beef

Period: 01/01/2012

Through:

12/31/2012

Country: Canada

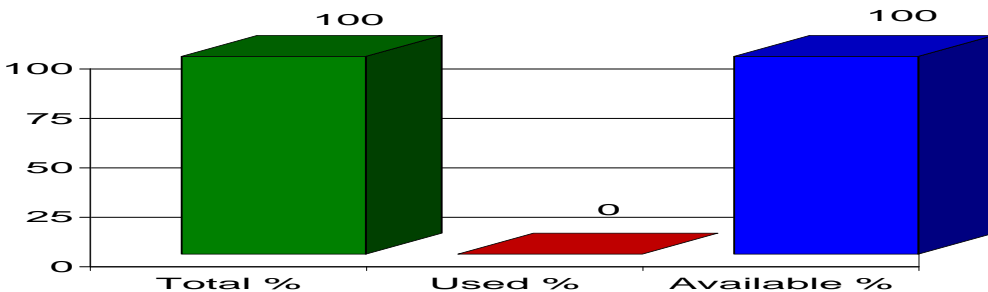
Date/Time Filled:

Open

UOM: KG Q Level: 0

Ent-Qty: 144,893,205

% Filled: 0



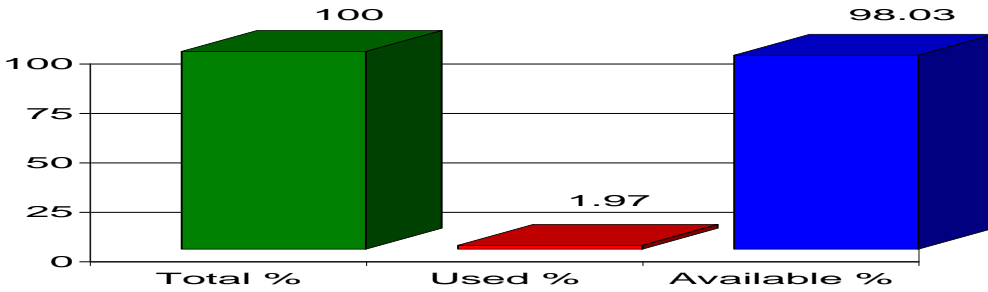
Quota Report 09/24/2012

Heading: Chapter 02, Additional U.S. Note 3, Beef

Period: 01/01/2012 Through: 12/31/2012

Country: Japan Date/Time Filled: Open

UOM: KG Q Level: 200,000 Ent-Qty: 3,944 % Filled: 1.97

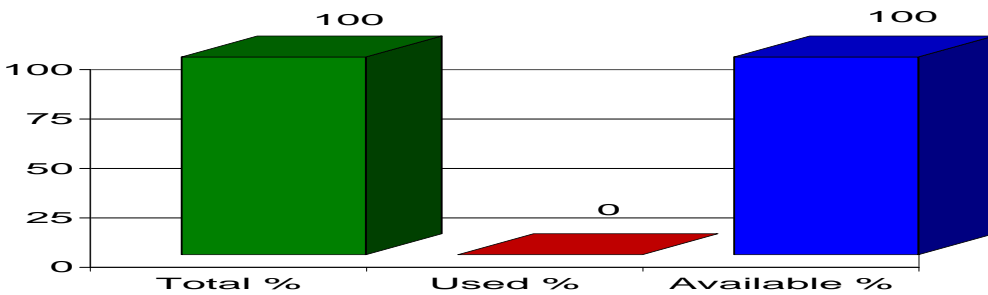


Heading: Chapter 02, Additional U.S. Note 3, Beef

Period: 01/01/2012 Through: 12/31/2012

Country: Mexico Date/Time Filled: Open

UOM: KG Q Level: 0 Ent-Qty: 59,108,215 % Filled: 0

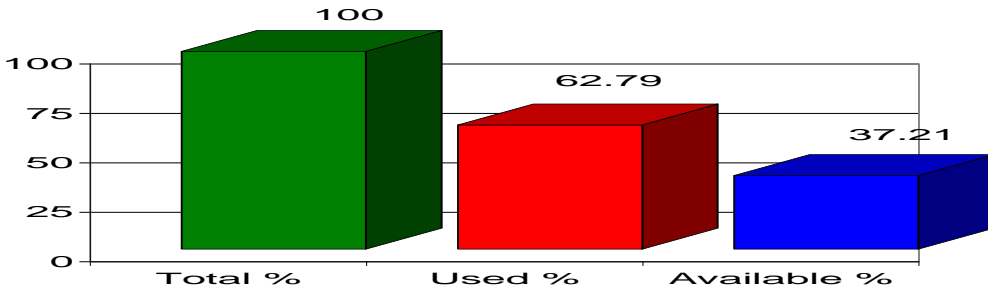


Heading: Chapter 02, Additional U.S. Note 3, Beef

Period: 01/01/2012 Through: 12/31/2012

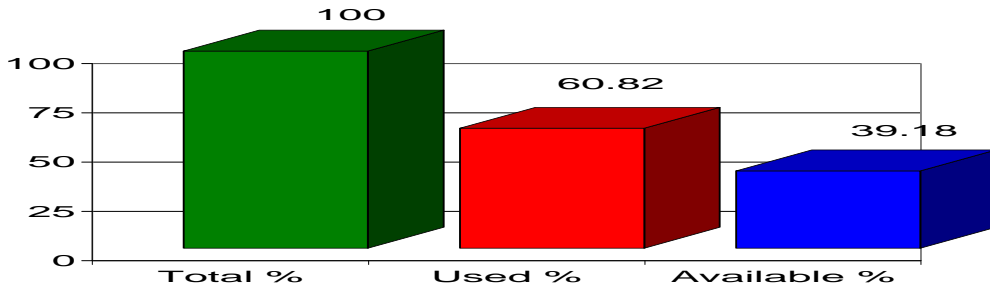
Country: New Zealand Date/Time Filled: Open

UOM: KG Q Level: 213,402,000 Ent-Qty: 133,989,811 % Filled: 62.79

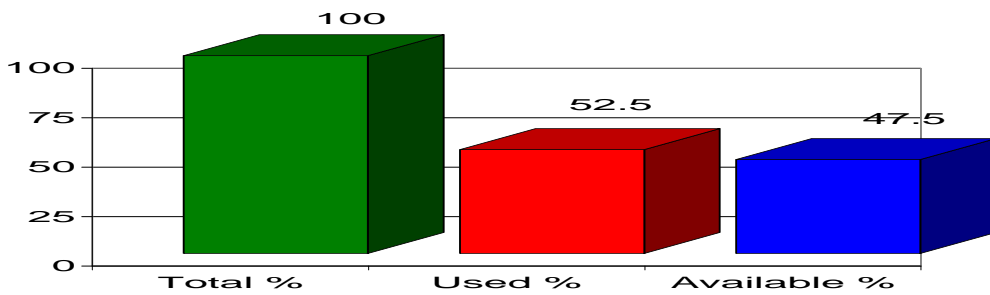


Quota Report 09/24/2012

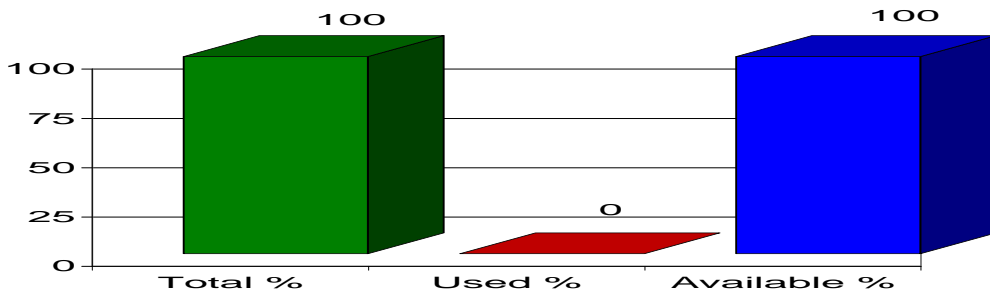
**Heading:** Chapter 02, Additional U.S. Note 3, Beef  
**Period:** 01/01/2012 **Through:** 12/31/2012  
**Country:** Uruguay **Date/Time Filled:** Open  
**UOM:** KG **Q Level:** 20,000,000 **Ent-Qty:** 12,164,908 **% Filled:** 60.82



**Heading:** Chapter 02, Additional U.S. Note 3, Beef  
**Period:** 01/01/2012 **Through:** 12/31/2012  
**Country:** Other Countries **Date/Time Filled:** Open  
**UOM:** KG **Q Level:** 64,805,000 **Ent-Qty:** 34,024,008 **% Filled:** 52.5

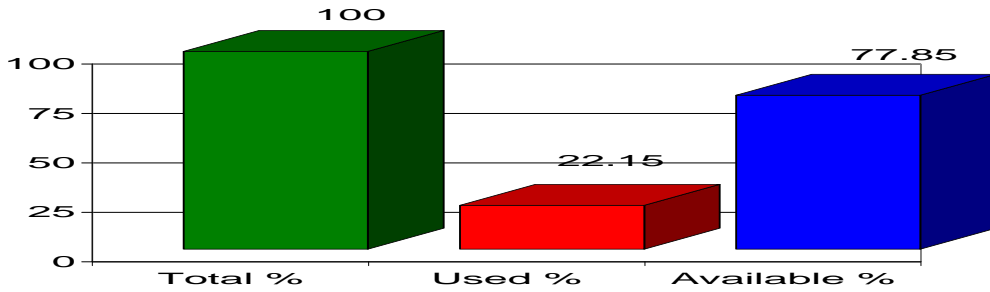


**Heading:** Chapter 04, Additional U.S. Note 05, Milk and Cream  
**Period:** 01/01/2012 **Through:** 12/31/2012  
**Country:** New Zealand (MAQ) **Date/Time Filled:** Open  
**UOM:** L **Q Level:** 5,678,117 **Ent-Qty:** 0 **% Filled:** 0

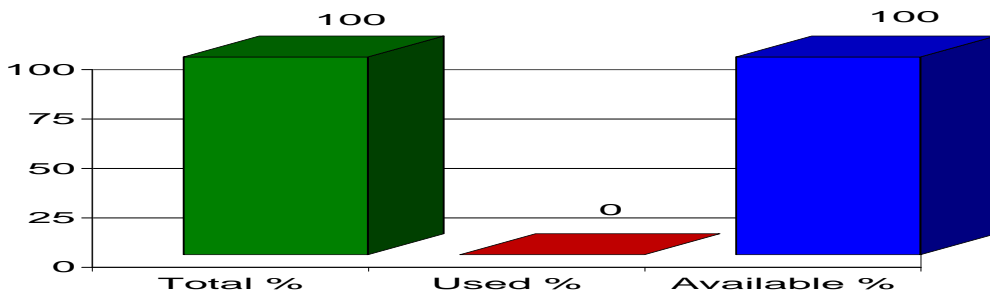


Quota Report 09/24/2012

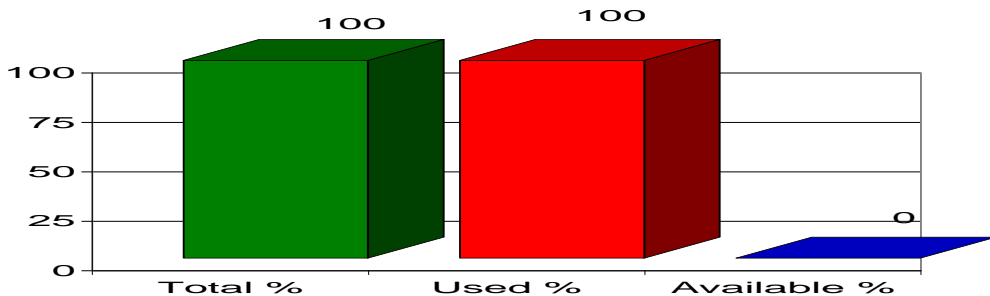
**Heading:** Chapter 04, Additional U.S. Note 05, Milk and Cream  
**Period:** 01/01/2012 **Through:** 12/31/2012  
**Country:** Any Country **Date/Time Filled:** Open  
**UOM:** L **Q Level:** 1,016,723 **Ent-Qty:** 225,205 **% Filled:** 22.15



**Heading:** Chapter 04, Additional U.S. Note 09, Dried Milk and Dried Cream  
**Period:** 01/01/2012 **Through:** 12/31/2012  
**Country:** All Countries **Date/Time Filled:** Open  
**UOM:** KG **Q Level:** 99,500 **Ent-Qty:** 0 **% Filled:** 0

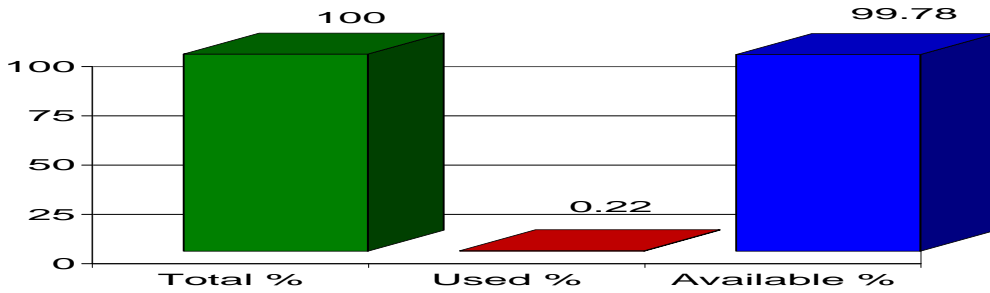


**Heading:** Chapter 04, Additional U.S. Note 10, Dairy Products  
**Period:** 01/01/2012 **Through:** 12/31/2012  
**Country:** Global Total Dairy Products **Date/Time Filled:** Open  
**UOM:** KG **Q Level:** 4,105,000 **Ent-Qty:** 4,105,000 **% Filled:** 100

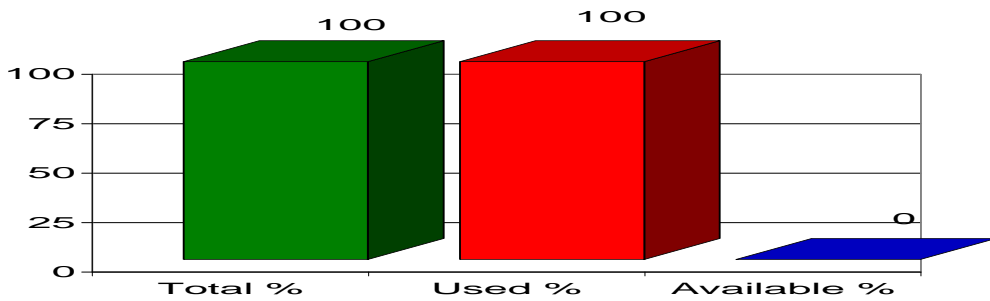


Quota Report 09/24/2012

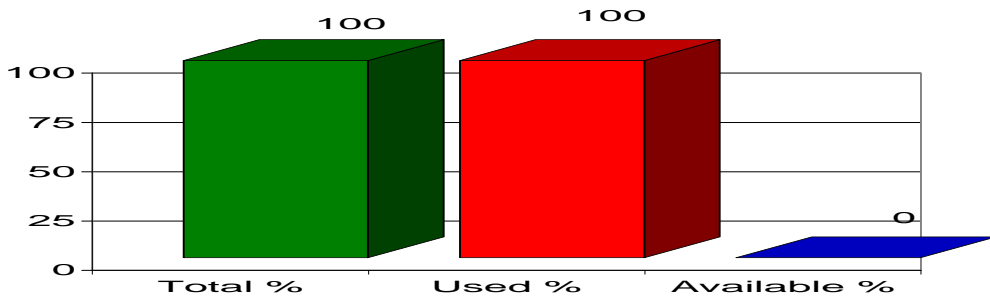
**Heading:** Chapter 04, Additional U.S. Note 10, Dairy Products  
**Period:** 01/01/2012 **Through:** 12/31/2012  
**Country:** Australia (MAQ) **Date/Time Filled:** Open  
**UOM:** KG **Q Level:** 1,016,046 **Ent-Qty:** 2,202 **% Filled:** 0.22



**Heading:** Chapter 04, Additional U.S. Note 10, Dairy Products  
**Period:** 01/01/2012 **Through:** 12/31/2012  
**Country:** Any Country **Date/Time Filled:** 03/13/2012 15:40  
**UOM:** KG **Q Level:** 2,934,733 **Ent-Qty:** 2,934,733 **% Filled:** 100

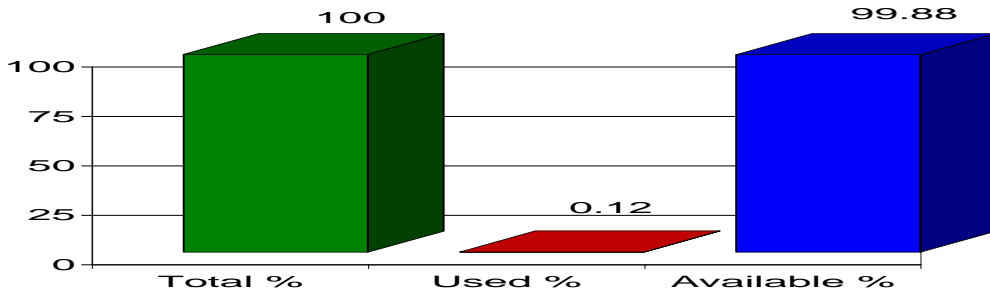


**Heading:** Chapter 04, Additional U.S. Note 10, Dairy Products  
**Period:** 01/01/2012 **Through:** 12/31/2012  
**Country:** BE/DK MAQ **Date/Time Filled:** 04/16/2012 10:00  
**UOM:** KG **Q Level:** 154,221 **Ent-Qty:** 154,221 **% Filled:** 100

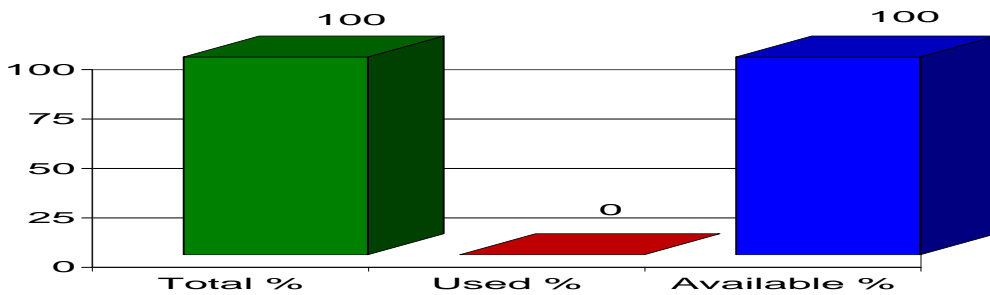


Quota Report 09/24/2012

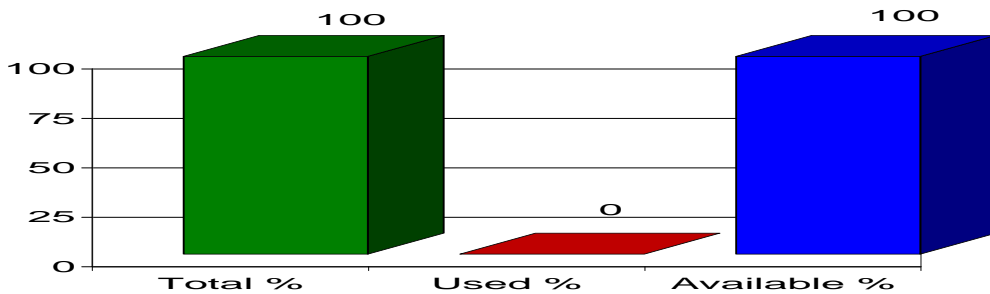
**Heading:** Chapter 04, Additional U.S. Note 11, Milk and Cream, Condensed or Evaporated  
**Period:** 01/01/2012 **Through:** 12/31/2012  
**Country:** Canada - Evap (MAQ) **Date/Time Filled:** Open  
**UOM:** KG **Q Level:** 31,751 **Ent-Qty:** 39 **% Filled:** 0.12



**Heading:** Chapter 04, Additional U.S. Note 11, Milk and Cream, Condensed or Evaporated  
**Period:** 01/01/2012 **Through:** 12/31/2012  
**Country:** Germany - Evap (MAQ) **Date/Time Filled:** Open  
**UOM:** KG **Q Level:** 9,979 **Ent-Qty:** 0 **% Filled:** 0

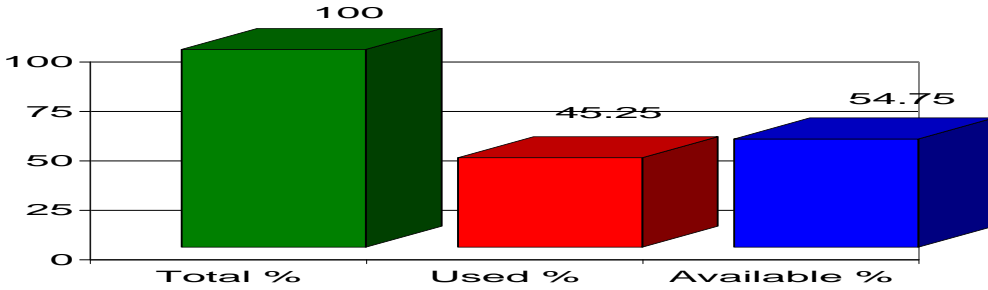


**Heading:** Chapter 04, Additional U.S. Note 11, Milk and Cream, Condensed or Evaporated  
**Period:** 01/01/2012 **Through:** 12/31/2012  
**Country:** Denmark - Evap (MAQ) **Date/Time Filled:** Open  
**UOM:** KG **Q Level:** 4,989 **Ent-Qty:** 0 **% Filled:** 0

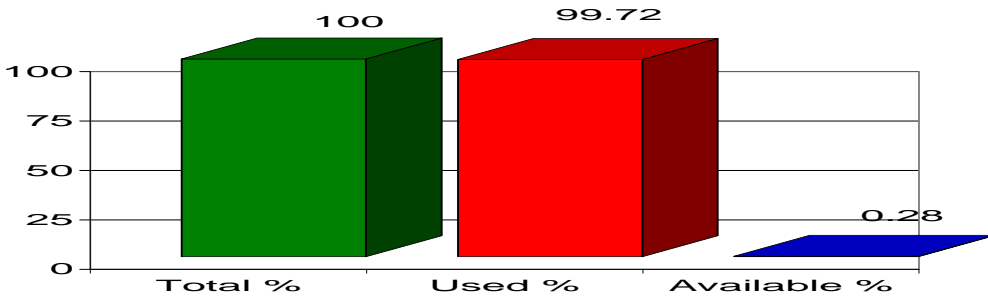


Quota Report 09/24/2012

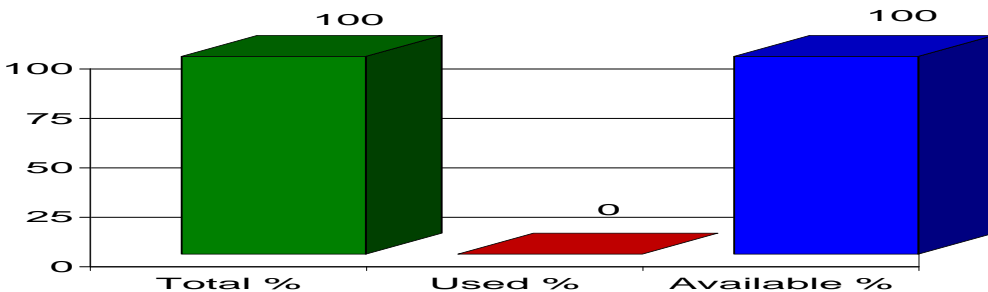
**Heading:** Chapter 04, Additional U.S. Note 11, Milk and Cream, Condensed or Evaporated  
**Period:** 01/01/2012 **Through:** 12/31/2012  
**Country:** Netherlands - Evap (MAQ) **Date/Time Filled:** Open  
**UOM:** KG **Q Level:** 548,393 **Ent-Qty:** 248,145 **% Filled:** 45.25



**Heading:** Chapter 04, Additional U.S. Note 11, Milk and Cream, Condensed or Evaporated  
**Period:** 01/01/2012 **Through:** 12/31/2012  
**Country:** Any Country **Date/Time Filled:** Open  
**UOM:** KG **Q Level:** 4,415,616 **Ent-Qty:** 4,403,203 **% Filled:** 99.72

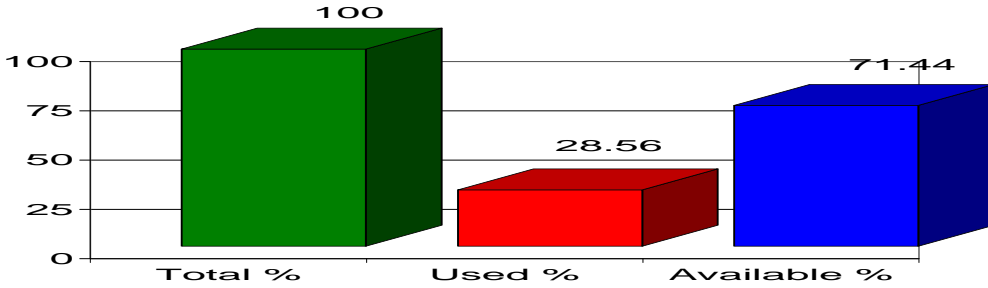


**Heading:** Chapter 04, Additional U.S. Note 11, Milk and Cream, Condensed or Evaporated  
**Period:** 01/01/2012 **Through:** 12/31/2012  
**Country:** Australia - Cond (MAQ) **Date/Time Filled:** Open  
**UOM:** KG **Q Level:** 91,625 **Ent-Qty:** 0 **% Filled:** 0

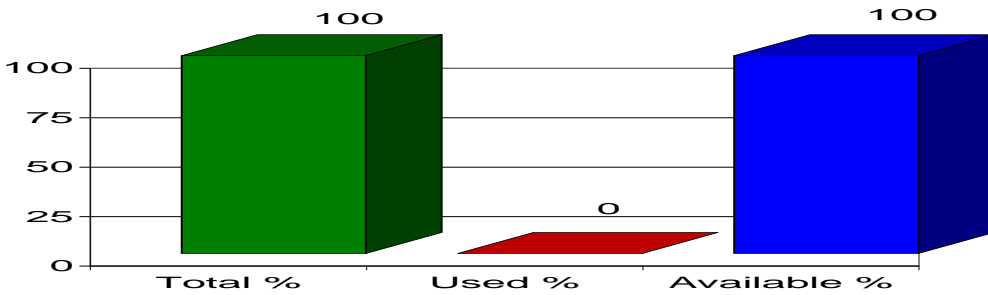


Quota Report 09/24/2012

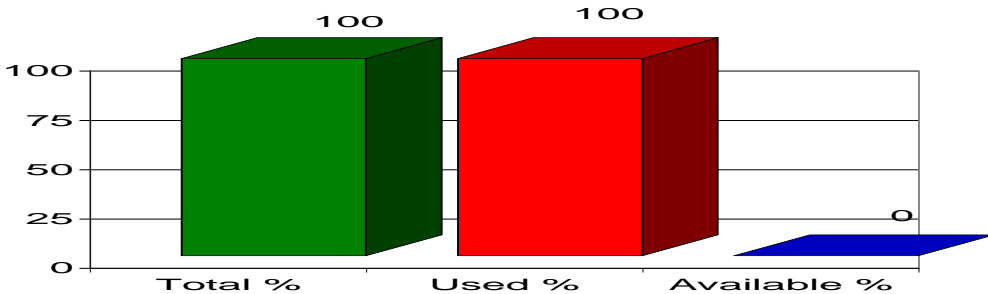
**Heading:** Chapter 04, Additional U.S. Note 11, Milk and Cream, Condensed or Evaporated  
**Period:** 01/01/2012 **Through:** 12/31/2012  
**Country:** Canada - Cond (MAQ) **Date/Time Filled:** Open  
**UOM:** KG **Q Level:** 994,274 **Ent-Qty:** 284,008 **% Filled:** 28.56



**Heading:** Chapter 04, Additional U.S. Note 11, Milk and Cream, Condensed or Evaporated  
**Period:** 01/01/2012 **Through:** 12/31/2012  
**Country:** Denmark - Cond (MAQ) **Date/Time Filled:** Open  
**UOM:** KG **Q Level:** 605,092 **Ent-Qty:** 0 **% Filled:** 0



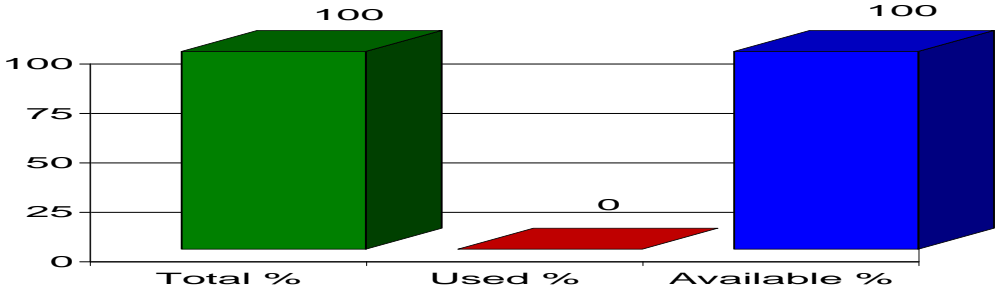
**Heading:** Chapter 04, Additional U.S. Note 11, Milk and Cream, Condensed or Evaporated  
**Period:** 01/01/2012 **Through:** 12/31/2012  
**Country:** Netherlands - Cond (MAQ) **Date/Time Filled:** 06/29/2012 14:23  
**UOM:** KG **Q Level:** 153,314 **Ent-Qty:** 153,314 **% Filled:** 100



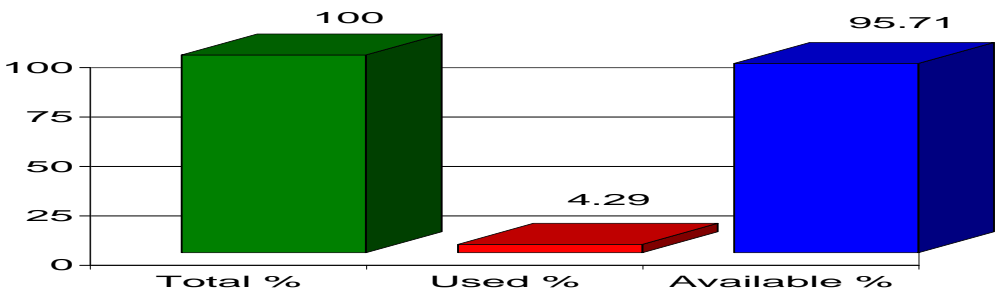


Quota Report 09/24/2012

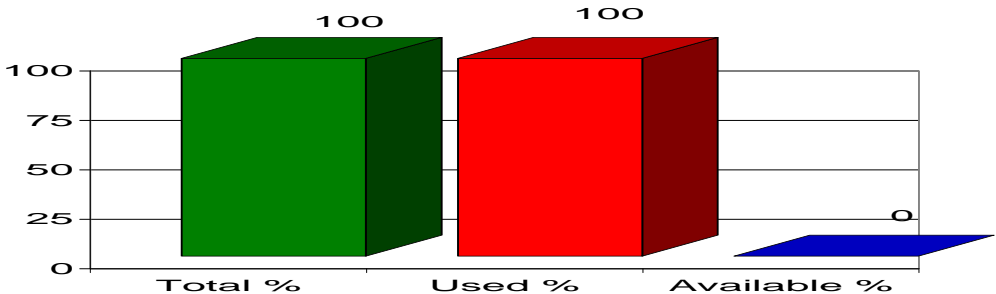
**Heading:** Chapter 04, Additional U.S. Note 11, Milk and Cream, Condensed or Evaporated  
**Period:** 01/01/2012 **Through:** 12/31/2012  
**Country:** Canada - Other Cond (MAQ) **Date/Time Filled:** Open  
**UOM:** KG **Q Level:** 2,267 **Ent-Qty:** 0 **% Filled:** 0



**Heading:** Chapter 04, Additional U.S. Note 12, Dried Cream, Dried Milk, Dried Whey  
**Period:** 01/01/2012 **Through:** 12/31/2012  
**Country:** All Countries **Date/Time Filled:** Open  
**UOM:** KG **Q Level:** 71,019 **Ent-Qty:** 3,050 **% Filled:** 4.29

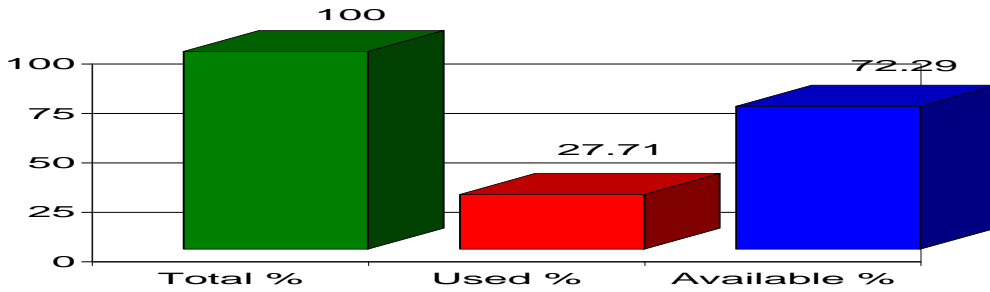


**Heading:** Chapter 04, Additional U.S. Note 18, Canadian Cheddar Cheese  
**Period:** 01/01/2012 **Through:** 12/31/2012  
**Country:** Canada **Date/Time Filled:** 06/19/2012 14:35  
**UOM:** KG **Q Level:** 833,417 **Ent-Qty:** 833,417 **% Filled:** 100

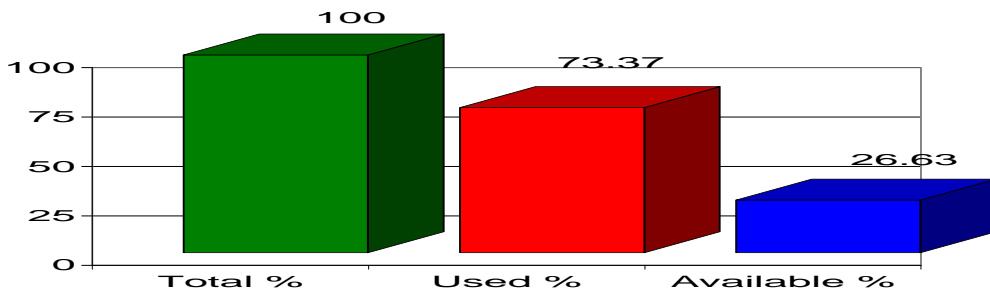


Quota Report 09/24/2012

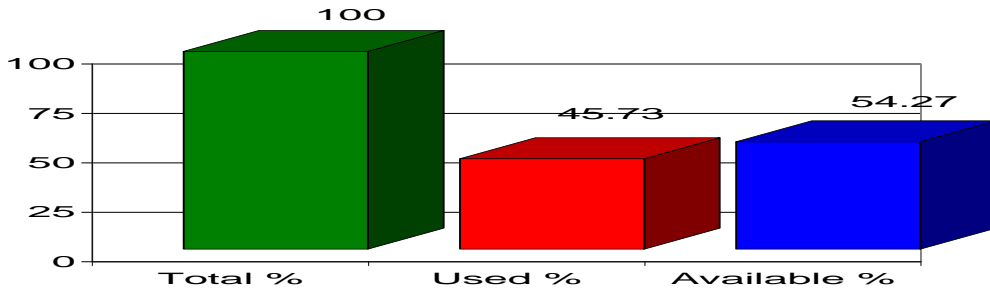
**Heading:** Chapter 04, Whole Milk - 0401.20.20  
**Period:** 01/01/2012 **Through:** 12/31/2012  
**Country:** All Countries **Date/Time Filled:** Open  
**UOM:** L **Q Level:** 11,356,236 **Ent-Qty:** 3,147,338 **% Filled:** 27.71



**Heading:** Chapter 12, Additional U.S. Note 2, Peanuts  
**Period:** 04/01/2012 **Through:** 03/31/2013  
**Country:** Other Countries **Date/Time Filled:** Open  
**UOM:** KG **Q Level:** 9,005,000 **Ent-Qty:** 6,606,590 **% Filled:** 73.37

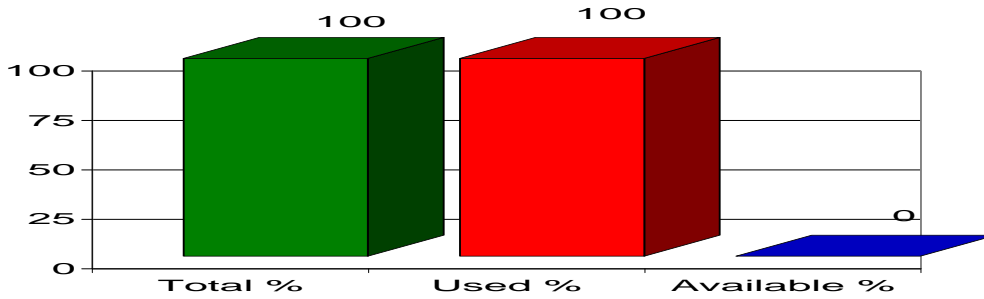


**Heading:** Chapter 12, Additional U.S. Note 2, Peanuts  
**Period:** 04/01/2012 **Through:** 03/31/2013  
**Country:** Argentina **Date/Time Filled:** Open  
**UOM:** KG **Q Level:** 43,901,000 **Ent-Qty:** 20,077,396 **% Filled:** 45.73

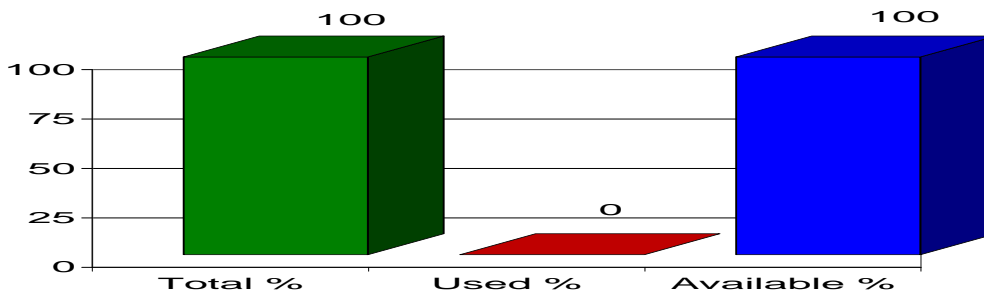


Quota Report 09/24/2012

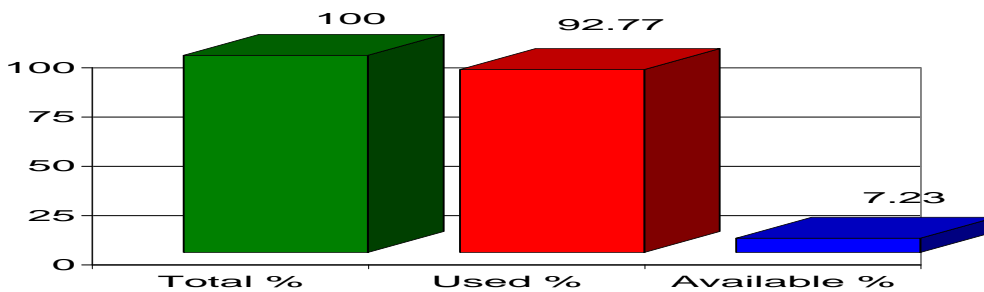
Heading: Chapter 16, Tuna - 1604.14  
 Period: 01/01/2012 Through: 12/31/2012  
 Country: Low Date/Time Filled: 01/03/2012 12:00  
 UOM: KG Q Level: 17,270,370 Ent-Qty: 17,270,370 % Filled: 100



Heading: Chapter 16, Tuna - 1604.14  
 Period: 01/01/2012 Through: 12/31/2012  
 Country: High and Low Total Date/Time Filled: Open  
 UOM: KG Q Level: 0 Ent-Qty: 167,871,098 % Filled: 0



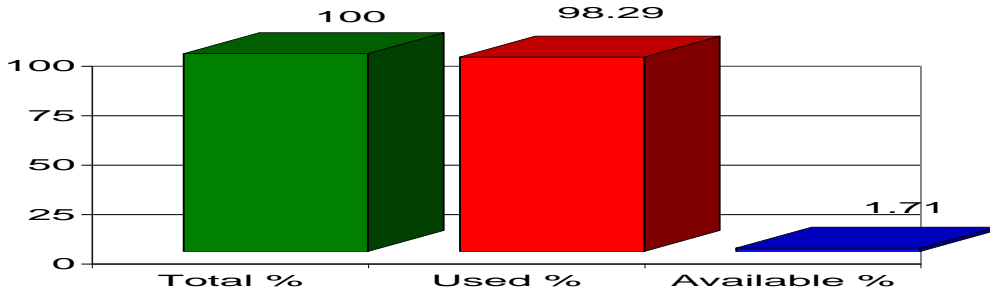
Heading: Chapter 17 AUSN 5 - Raw Sugars \*\*\* Raw sugar must be accompanied by a C.Q.E. to qualify for the low rate. \*\*\*  
 Period: 10/01/2011 Through: 09/30/2012  
 Country: Argentina Date/Time Filled: Open  
 UOM: KG Q Level: 70,215,000 Ent-Qty: 65,135,738 % Filled: 92.77



Quota Report 09/24/2012

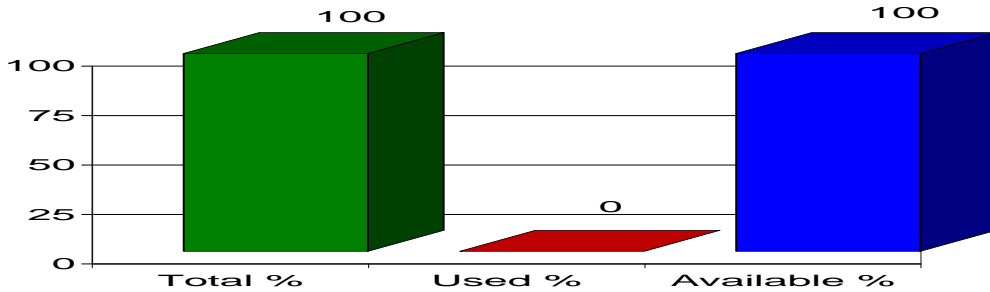
Heading: Chapter 17 AUSN 5 - Raw Sugars \*\*\* Raw sugar must be accompanied by a C.Q.E. to qualify for the low rate. \*\*\*

Period: 10/01/2011 Through: 09/30/2012  
 Country: Australia Date/Time Filled: Open  
 UOM: KG Q Level: 135,530,000 Ent-Qty: 133,212,261 % Filled: 98.29



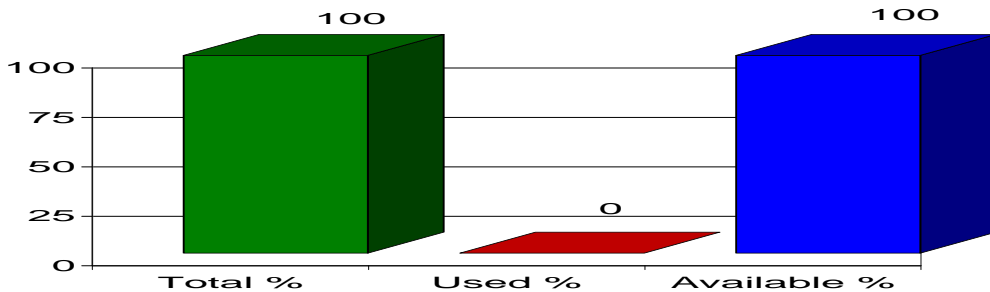
Heading: Chapter 17 AUSN 5 - Raw Sugars \*\*\* Raw sugar must be accompanied by a C.Q.E. to qualify for the low rate. \*\*\*

Period: 10/01/2011 Through: 09/30/2012  
 Country: Barbados Date/Time Filled: Open  
 UOM: KG Q Level: 11,430,000 Ent-Qty: 0 % Filled: 0



Heading: Chapter 17 AUSN 5 - Raw Sugars \*\*\* Raw sugar must be accompanied by a C.Q.E. to qualify for the low rate. \*\*\*

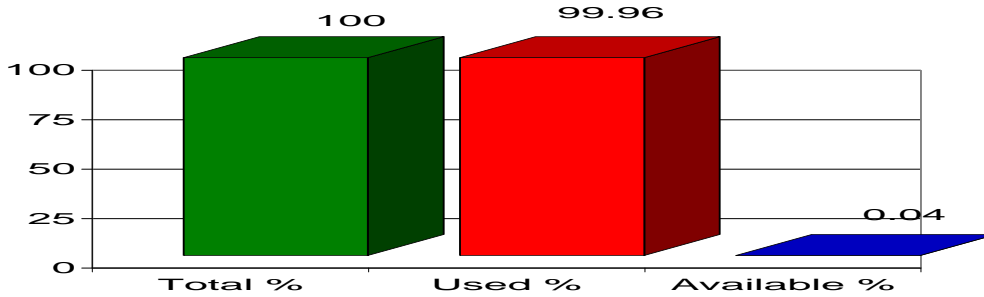
Period: 10/01/2011 Through: 09/30/2012  
 Country: Bolivia Date/Time Filled: Open  
 UOM: KG Q Level: 13,063,000 Ent-Qty: 0 % Filled: 0



Quota Report 09/24/2012

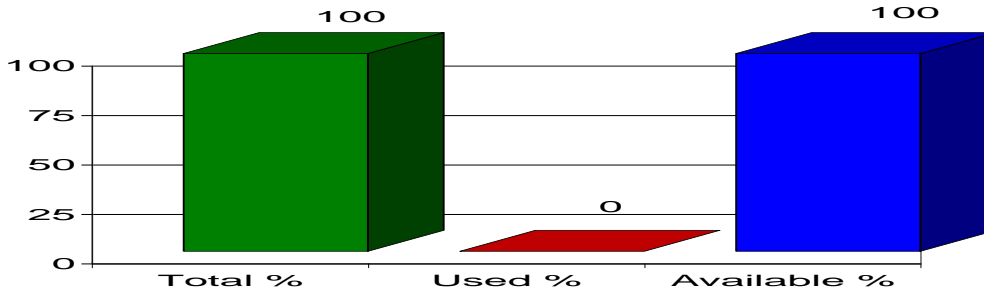
Heading: Chapter 17 AUSN 5 - Raw Sugars \*\*\* Raw sugar must be accompanied by a C.Q.E. to qualify for the low rate. \*\*\*

Period: 10/01/2011 Through: 09/30/2012  
 Country: Brazil Date/Time Filled: Open  
 UOM: KG Q Level: 236,770,000 Ent-Qty: 236,666,725 % Filled: 99.96



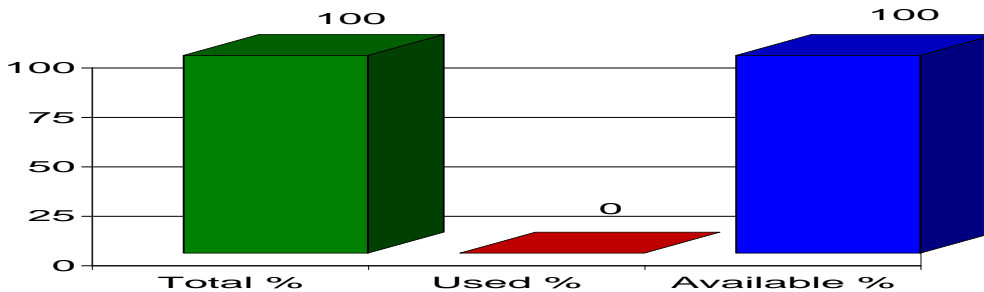
Heading: Chapter 17 AUSN 5 - Raw Sugars \*\*\* Raw sugar must be accompanied by a C.Q.E. to qualify for the low rate. \*\*\*

Period: 10/01/2011 Through: 09/30/2012  
 Country: Belize Date/Time Filled: Open  
 UOM: KG Q Level: 17,962,000 Ent-Qty: 0 % Filled: 0



Heading: Chapter 17 AUSN 5 - Raw Sugars \*\*\* Raw sugar must be accompanied by a C.Q.E. to qualify for the low rate. \*\*\*

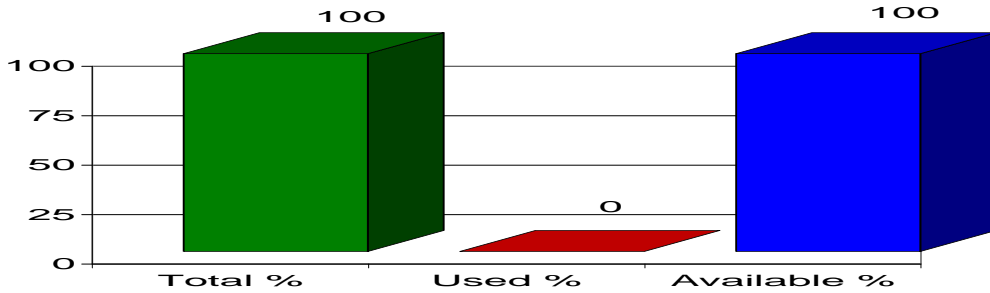
Period: 10/01/2011 Through: 09/30/2012  
 Country: Congo Date/Time Filled: Open  
 UOM: KG Q Level: 0 Ent-Qty: 0 % Filled: 0



Quota Report 09/24/2012

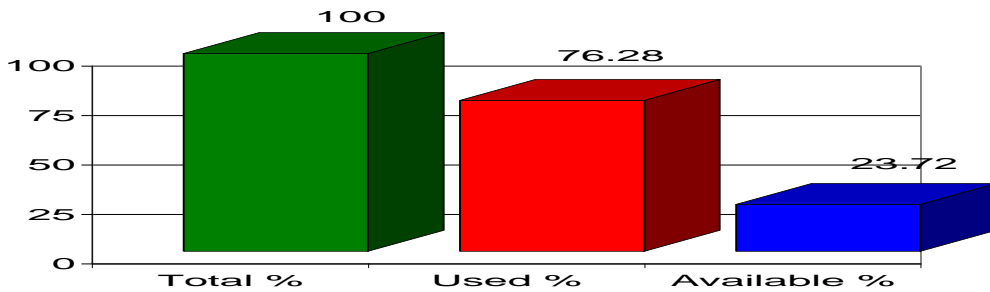
Heading: Chapter 17 AUSN 5 - Raw Sugars \*\*\* Raw sugar must be accompanied by a C.Q.E. to qualify for the low rate. \*\*\*

Period: 10/01/2011 Through: 09/30/2012  
 Country: Cote d'Ivoire Date/Time Filled: Open  
 UOM: KG Q Level: 0 Ent-Qty: 0 % Filled: 0



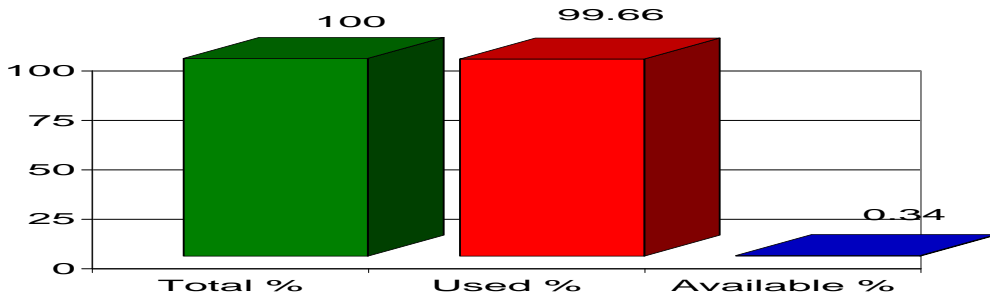
Heading: Chapter 17 AUSN 5 - Raw Sugars \*\*\* Raw sugar must be accompanied by a C.Q.E. to qualify for the low rate. \*\*\*

Period: 10/01/2011 Through: 09/30/2012  
 Country: Colombia Date/Time Filled: Open  
 UOM: KG Q Level: 39,190,000 Ent-Qty: 29,892,800 % Filled: 76.28



Heading: Chapter 17 AUSN 5 - Raw Sugars \*\*\* Raw sugar must be accompanied by a C.Q.E. to qualify for the low rate. \*\*\*

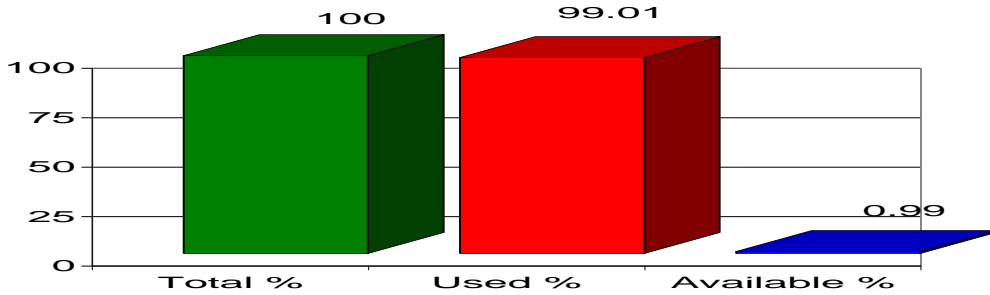
Period: 10/01/2011 Through: 09/30/2012  
 Country: Costa Rica Date/Time Filled: Open  
 UOM: KG Q Level: 24,493,000 Ent-Qty: 24,409,498 % Filled: 99.66



Quota Report 09/24/2012

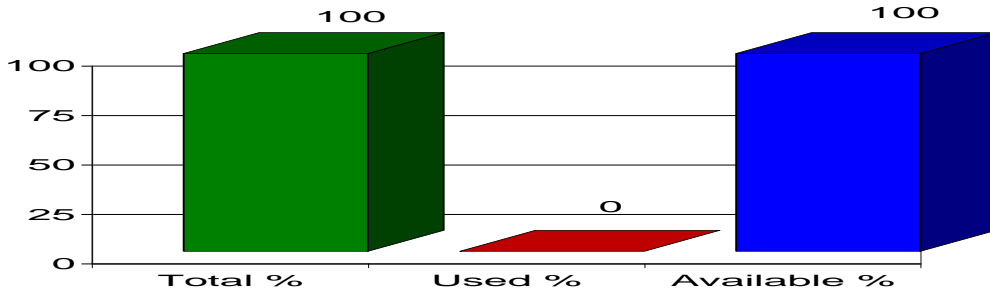
Heading: Chapter 17 AUSN 5 - Raw Sugars \*\*\* Raw sugar must be accompanied by a C.Q.E. to qualify for the low rate. \*\*\*

Period: 10/01/2011 Through: 09/30/2012  
 Country Dominican Republic Date/Time Filled: Open  
 UOM: KG Q Level: 218,908,000 Ent-Qty: 216,749,333 % Filled: 99.01



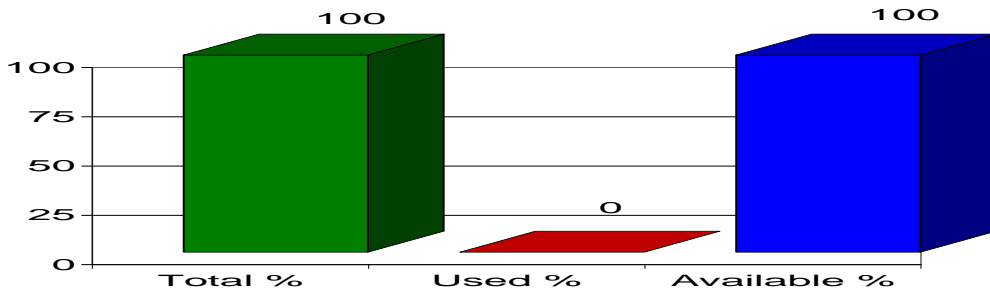
Heading: Chapter 17 AUSN 5 - Raw Sugars \*\*\* Raw sugar must be accompanied by a C.Q.E. to qualify for the low rate. \*\*\*

Period: 10/01/2011 Through: 09/30/2012  
 Country Ecuador Date/Time Filled: Open  
 UOM: KG Q Level: 17,962,000 Ent-Qty: 0 % Filled: 0



Heading: Chapter 17 AUSN 5 - Raw Sugars \*\*\* Raw sugar must be accompanied by a C.Q.E. to qualify for the low rate. \*\*\*

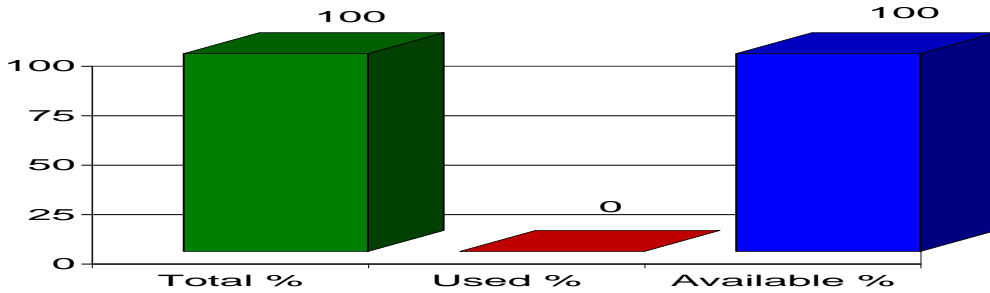
Period: 10/01/2011 Through: 09/30/2012  
 Country Fiji Date/Time Filled: Open  
 UOM: KG Q Level: 0 Ent-Qty: 0 % Filled: 0



Quota Report 09/24/2012

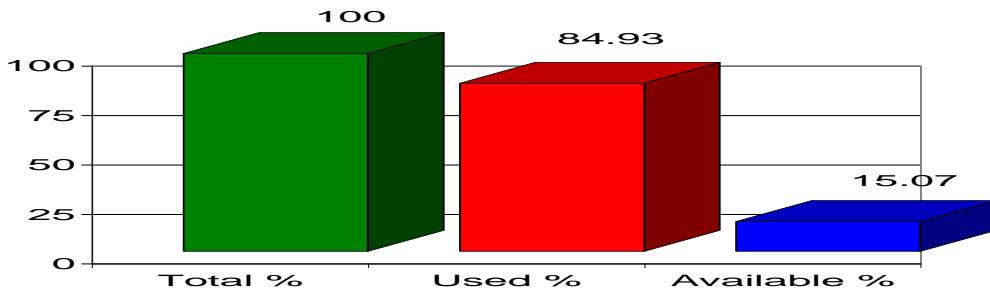
Heading: Chapter 17 AUSN 5 - Raw Sugars \*\*\* Raw sugar must be accompanied by a C.Q.E. to qualify for the low rate. \*\*\*

Period: 10/01/2011 Through: 09/30/2012  
 Country: Gabon Date/Time Filled: Open  
 UOM: KG Q Level: 0 Ent-Qty: 0 % Filled: 0



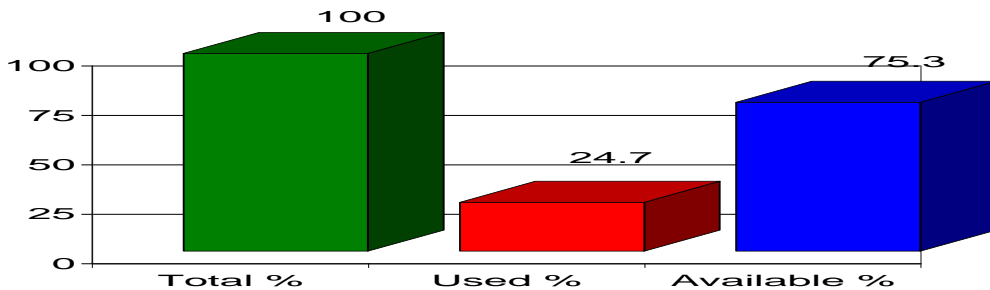
Heading: Chapter 17 AUSN 5 - Raw Sugars \*\*\* Raw sugar must be accompanied by a C.Q.E. to qualify for the low rate. \*\*\*

Period: 10/01/2011 Through: 09/30/2012  
 Country: Guatemala Date/Time Filled: Open  
 UOM: KG Q Level: 78,378,000 Ent-Qty: 66,567,903 % Filled: 84.93



Heading: Chapter 17 AUSN 5 - Raw Sugars \*\*\* Raw sugar must be accompanied by a C.Q.E. to qualify for the low rate. \*\*\*

Period: 10/01/2011 Through: 09/30/2012  
 Country: Guyana Date/Time Filled: Open  
 UOM: KG Q Level: 19,594,000 Ent-Qty: 4,839,574 % Filled: 24.7

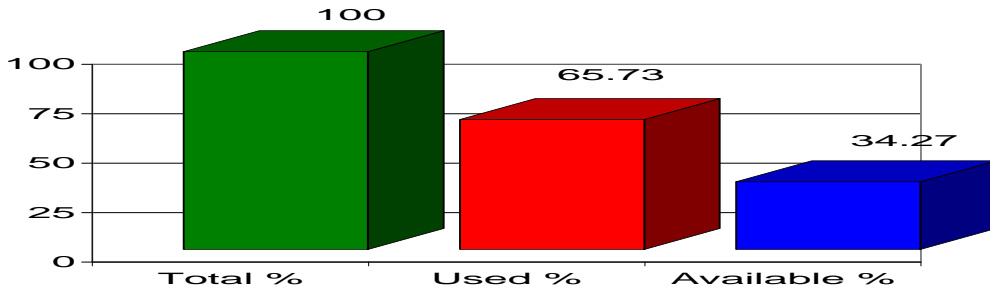




Quota Report 09/24/2012

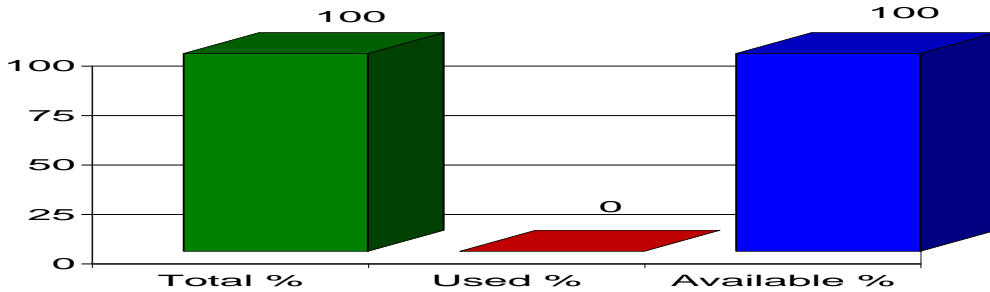
Heading: Chapter 17 AUSN 5 - Raw Sugars \*\*\* Raw sugar must be accompanied by a C.Q.E. to qualify for the low rate. \*\*\*

Period: 10/01/2011 Through: 09/30/2012  
 Country Honduras Date/Time Filled: Open  
 UOM: KG Q Level: 16,329,000 Ent-Qty: 10,733,000 % Filled: 65.73



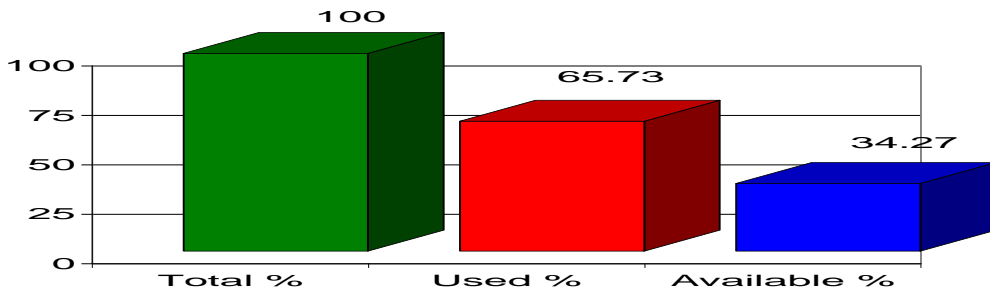
Heading: Chapter 17 AUSN 5 - Raw Sugars \*\*\* Raw sugar must be accompanied by a C.Q.E. to qualify for the low rate. \*\*\*

Period: 10/01/2011 Through: 09/30/2012  
 Country Haiti Date/Time Filled: Open  
 UOM: KG Q Level: 0 Ent-Qty: 0 % Filled: 0



Heading: Chapter 17 AUSN 5 - Raw Sugars \*\*\* Raw sugar must be accompanied by a C.Q.E. to qualify for the low rate. \*\*\*

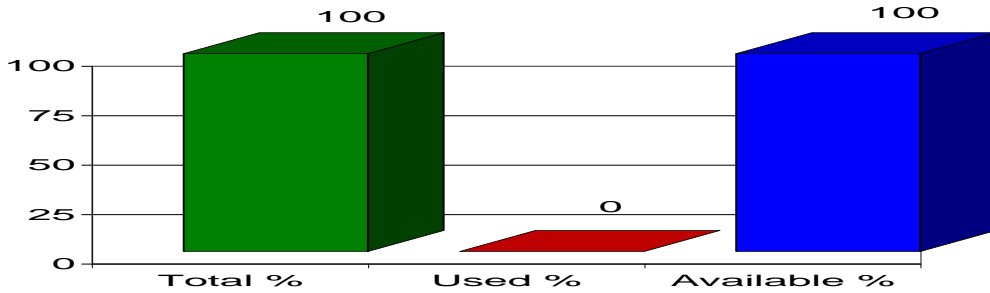
Period: 10/01/2011 Through: 09/30/2012  
 Country India Date/Time Filled: Open  
 UOM: KG Q Level: 13,063,000 Ent-Qty: 8,586,931 % Filled: 65.73



Quota Report 09/24/2012

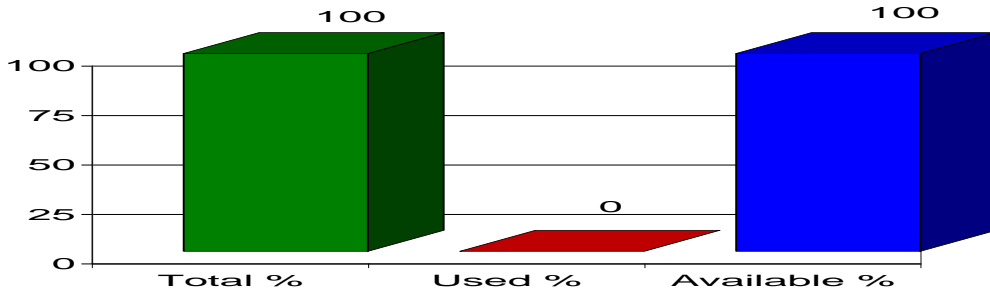
Heading: Chapter 17 AUSN 5 - Raw Sugars \*\*\* Raw sugar must be accompanied by a C.Q.E. to qualify for the low rate. \*\*\*

Period: 10/01/2011 Through: 09/30/2012  
 Country: Jamaica Date/Time Filled: Open  
 UOM: KG Q Level: 4,000,000 Ent-Qty: 0 % Filled: 0



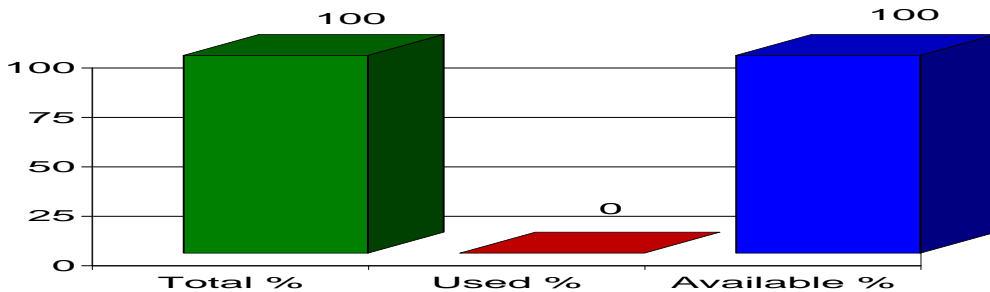
Heading: Chapter 17 AUSN 5 - Raw Sugars \*\*\* Raw sugar must be accompanied by a C.Q.E. to qualify for the low rate. \*\*\*

Period: 10/01/2011 Through: 09/30/2012  
 Country: St Kitts-Nevis Date/Time Filled: Open  
 UOM: KG Q Level: 0 Ent-Qty: 0 % Filled: 0



Heading: Chapter 17 AUSN 5 - Raw Sugars \*\*\* Raw sugar must be accompanied by a C.Q.E. to qualify for the low rate. \*\*\*

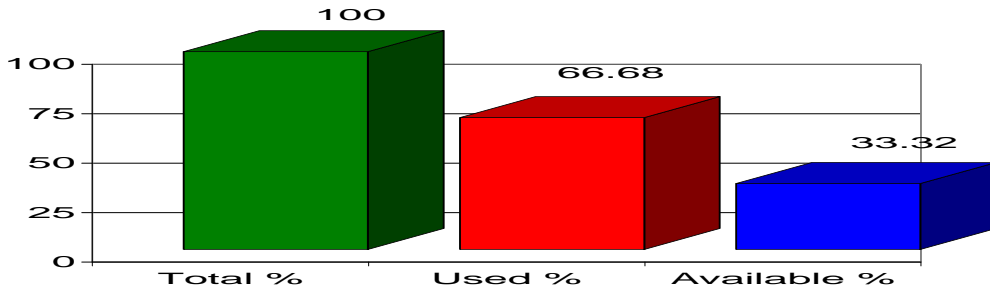
Period: 10/01/2011 Through: 09/30/2012  
 Country: Madagascar Date/Time Filled: Open  
 UOM: KG Q Level: 7,258,000 Ent-Qty: 0 % Filled: 0



Quota Report 09/24/2012

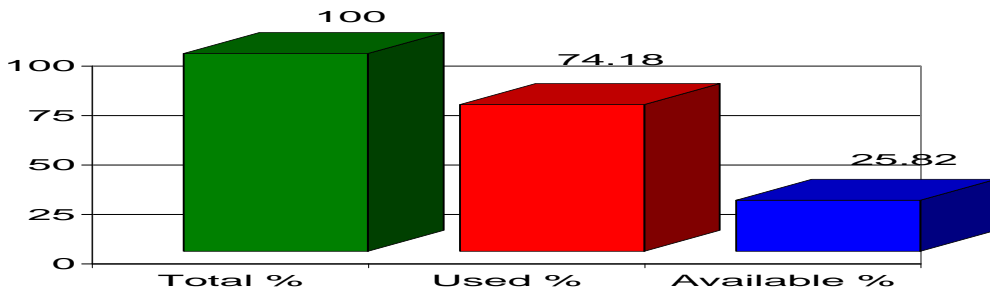
Heading: Chapter 17 AUSN 5 - Raw Sugars \*\*\* Raw sugar must be accompanied by a C.Q.E. to qualify for the low rate. \*\*\*

Period: 10/01/2011 Through: 09/30/2012  
 Country: Mauritius Date/Time Filled: Open  
 UOM: KG Q Level: 14,880,000 Ent-Qty: 9,921,989 % Filled: 66.68



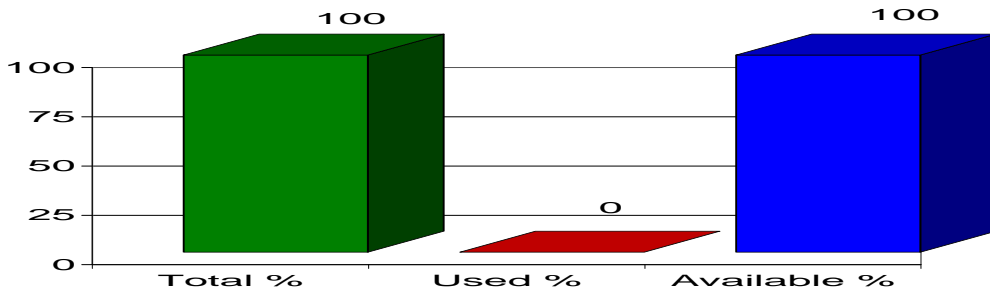
Heading: Chapter 17 AUSN 5 - Raw Sugars \*\*\* Raw sugar must be accompanied by a C.Q.E. to qualify for the low rate. \*\*\*

Period: 10/01/2011 Through: 09/30/2012  
 Country: Malawi Date/Time Filled: Open  
 UOM: KG Q Level: 5,815,000 Ent-Qty: 4,313,504 % Filled: 74.18



Heading: Chapter 17 AUSN 5 - Raw Sugars \*\*\* Raw sugar must be accompanied by a C.Q.E. to qualify for the low rate. \*\*\*

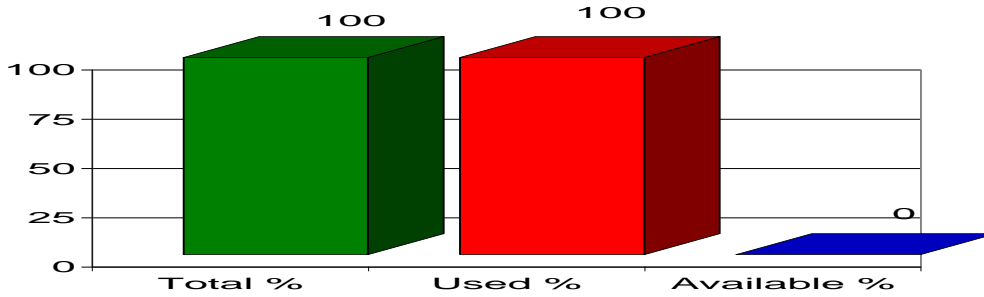
Period: 10/01/2011 Through: 09/30/2012  
 Country: Mozambique Date/Time Filled: Open  
 UOM: KG Q Level: 21,228,000 Ent-Qty: 0 % Filled: 0



Quota Report 09/24/2012

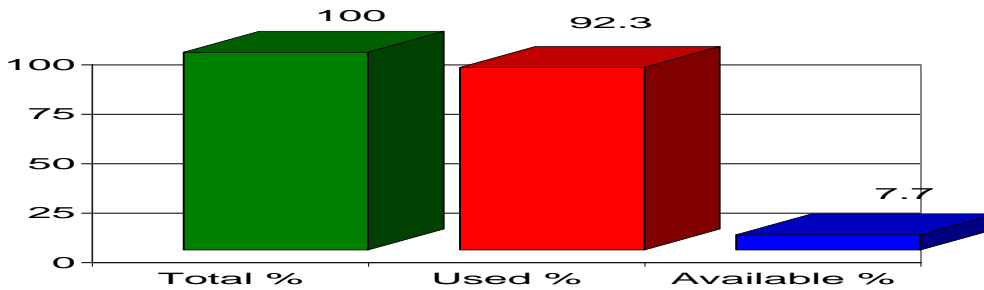
Heading: Chapter 17 AUSN 5 - Raw Sugars \*\*\* Raw sugar must be accompanied by a C.Q.E. to qualify for the low rate. \*\*\*

Period: 10/01/2011 Through: 09/30/2012  
 Country: Nicaragua Date/Time Filled: Open  
 UOM: KG Q Level: 34,291,000 Ent-Qty: 34,290,433 % Filled: 100



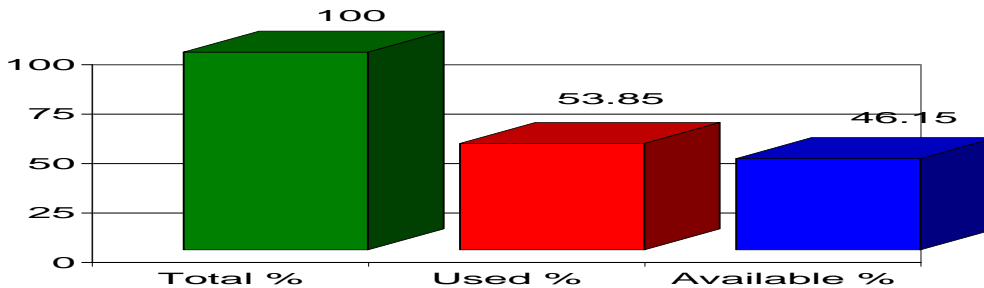
Heading: Chapter 17 AUSN 5 - Raw Sugars \*\*\* Raw sugar must be accompanied by a C.Q.E. to qualify for the low rate. \*\*\*

Period: 10/01/2011 Through: 09/30/2012  
 Country: Panama Date/Time Filled: Open  
 UOM: KG Q Level: 47,354,000 Ent-Qty: 43,710,058 % Filled: 92.3



Heading: Chapter 17 AUSN 5 - Raw Sugars \*\*\* Raw sugar must be accompanied by a C.Q.E. to qualify for the low rate. \*\*\*

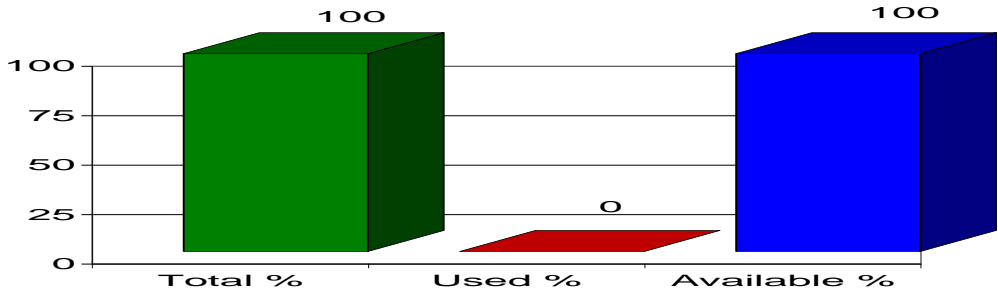
Period: 10/01/2011 Through: 09/30/2012  
 Country: Peru Date/Time Filled: Open  
 UOM: KG Q Level: 66,949,000 Ent-Qty: 36,054,985 % Filled: 53.85



Quota Report 09/24/2012

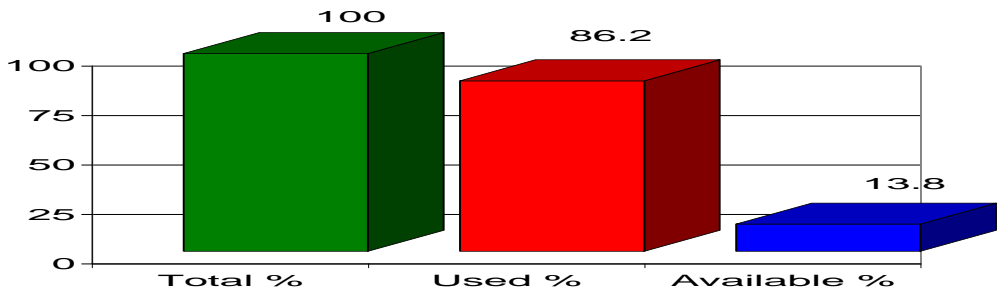
Heading: Chapter 17 AUSN 5 - Raw Sugars \*\*\* Raw sugar must be accompanied by a C.Q.E. to qualify for the low rate. \*\*\*

Period: 10/01/2011 Through: 09/30/2012  
 Country: Papua New Guinea Date/Time Filled: Open  
 UOM: KG Q Level: 7,258,000 Ent-Qty: 0 % Filled: 0



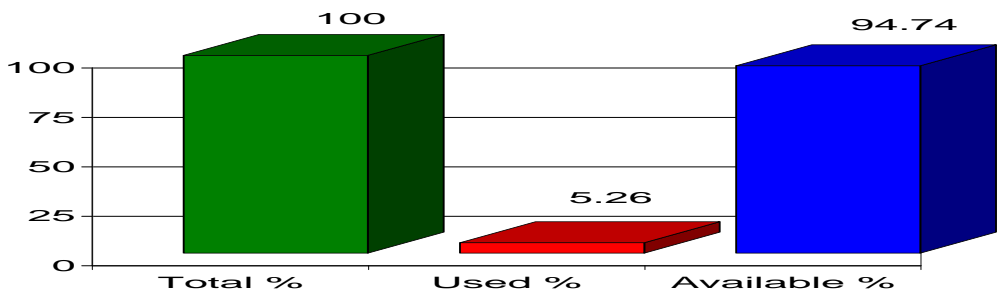
Heading: Chapter 17 AUSN 5 - Raw Sugars \*\*\* Raw sugar must be accompanied by a C.Q.E. to qualify for the low rate. \*\*\*

Period: 10/01/2011 Through: 09/30/2012  
 Country: Philippines Date/Time Filled: Open  
 UOM: KG Q Level: 220,441,000 Ent-Qty: 190,019,049 % Filled: 86.2



Heading: Chapter 17 AUSN 5 - Raw Sugars \*\*\* Raw sugar must be accompanied by a C.Q.E. to qualify for the low rate. \*\*\*

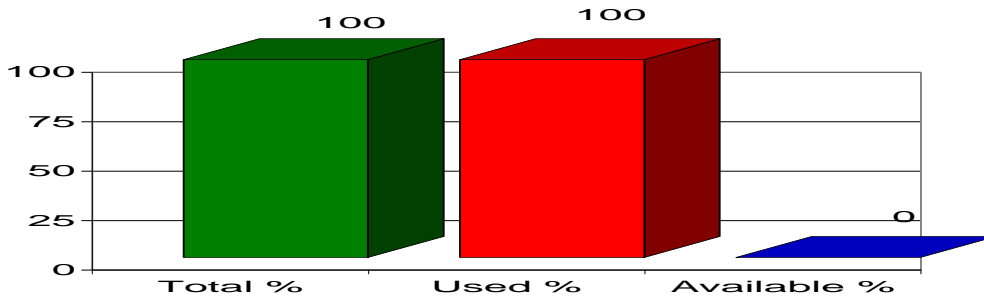
Period: 10/01/2011 Through: 09/30/2012  
 Country: Paraguay Date/Time Filled: Open  
 UOM: KG Q Level: 7,258,000 Ent-Qty: 381,717 % Filled: 5.26



Quota Report 09/24/2012

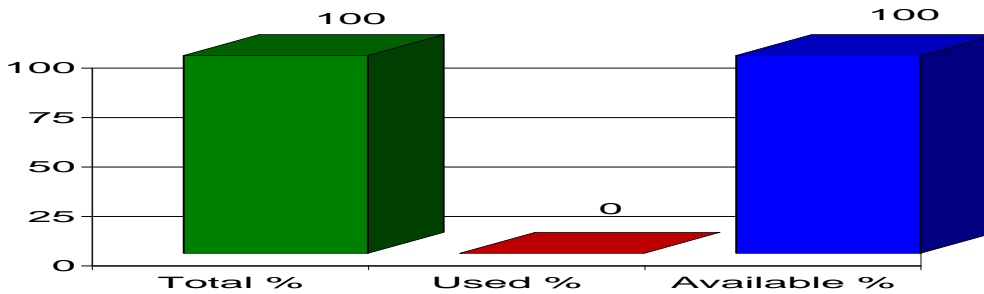
Heading: Chapter 17 AUSN 5 - Raw Sugars \*\*\* Raw sugar must be accompanied by a C.Q.E. to qualify for the low rate. \*\*\*

Period: 10/01/2011 Through: 09/30/2012  
 Country: El Salvador Date/Time Filled: 08/01/2012 08:30  
 UOM: KG Q Level: 42,455,000 Ent-Qty: 42,455,000 % Filled: 100



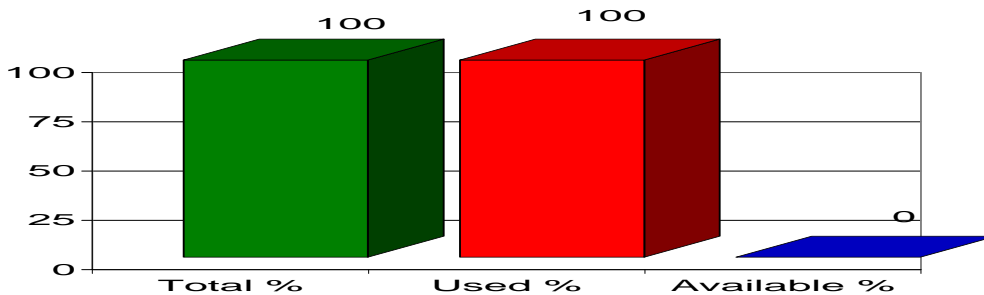
Heading: Chapter 17 AUSN 5 - Raw Sugars \*\*\* Raw sugar must be accompanied by a C.Q.E. to qualify for the low rate. \*\*\*

Period: 10/01/2011 Through: 09/30/2012  
 Country: Swaziland Date/Time Filled: Open  
 UOM: KG Q Level: 26,127,000 Ent-Qty: 0 % Filled: 0



Heading: Chapter 17 AUSN 5 - Raw Sugars \*\*\* Raw sugar must be accompanied by a C.Q.E. to qualify for the low rate. \*\*\*

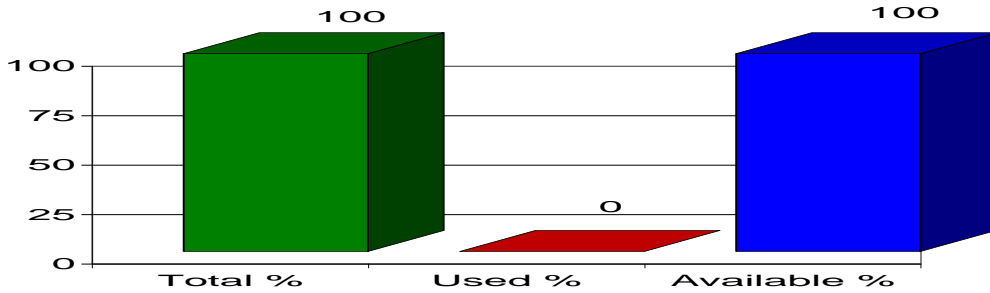
Period: 10/01/2011 Through: 09/30/2012  
 Country: Thailand Date/Time Filled: 09/10/2012 11:59  
 UOM: KG Q Level: 22,861,000 Ent-Qty: 22,861,000 % Filled: 100



Quota Report 09/24/2012

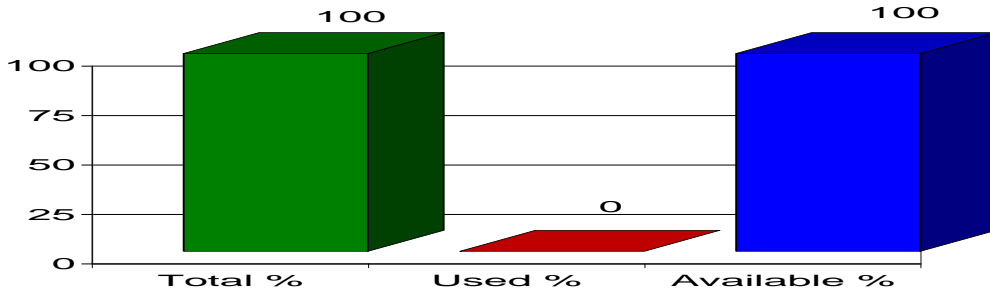
Heading: Chapter 17 AUSN 5 - Raw Sugars \*\*\* Raw sugar must be accompanied by a C.Q.E. to qualify for the low rate. \*\*\*

Period: 10/01/2011 Through: 09/30/2012  
 Country: Trinidad-Tobago Date/Time Filled: Open  
 UOM: KG Q Level: 0 Ent-Qty: 0 % Filled: 0



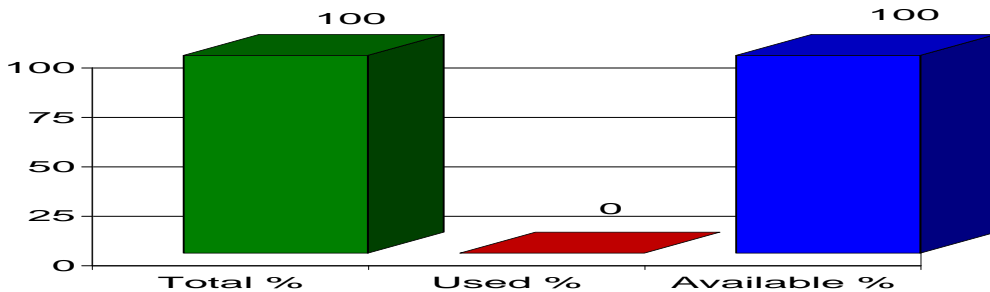
Heading: Chapter 17 AUSN 5 - Raw Sugars \*\*\* Raw sugar must be accompanied by a C.Q.E. to qualify for the low rate. \*\*\*

Period: 10/01/2011 Through: 09/30/2012  
 Country: Taiwan Date/Time Filled: Open  
 UOM: KG Q Level: 0 Ent-Qty: 0 % Filled: 0



Heading: Chapter 17 AUSN 5 - Raw Sugars \*\*\* Raw sugar must be accompanied by a C.Q.E. to qualify for the low rate. \*\*\*

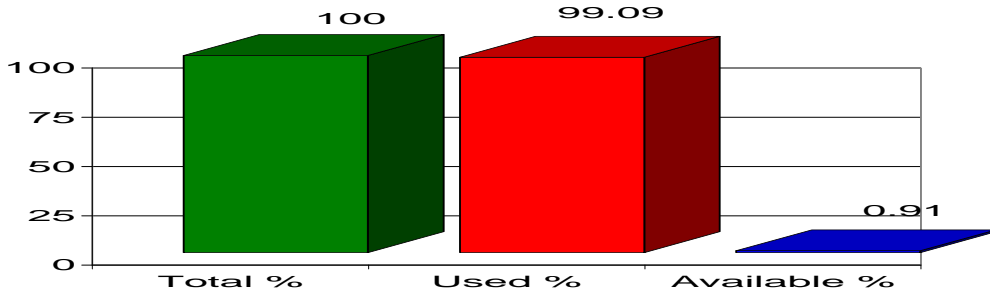
Period: 10/01/2011 Through: 09/30/2012  
 Country: Uruguay Date/Time Filled: Open  
 UOM: KG Q Level: 0 Ent-Qty: 0 % Filled: 0



Quota Report 09/24/2012

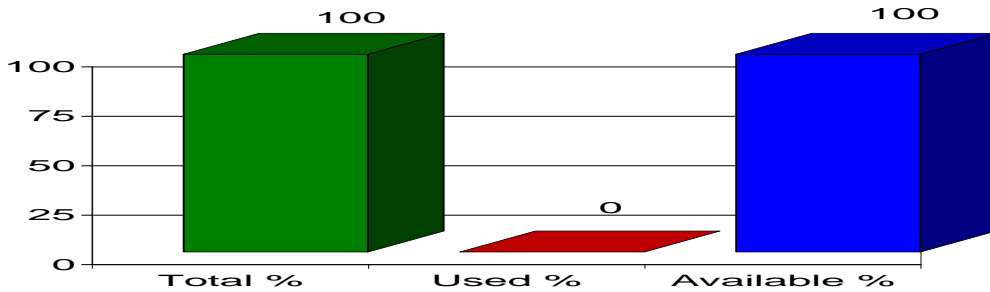
Heading: Chapter 17 AUSN 5 - Raw Sugars \*\*\* Raw sugar must be accompanied by a C.Q.E. to qualify for the low rate. \*\*\*

Period: 10/01/2011 Through: 09/30/2012  
 Country: South Africa Date/Time Filled: Open  
 UOM: KG Q Level: 37,556,000 Ent-Qty: 37,215,946 % Filled: 99.09



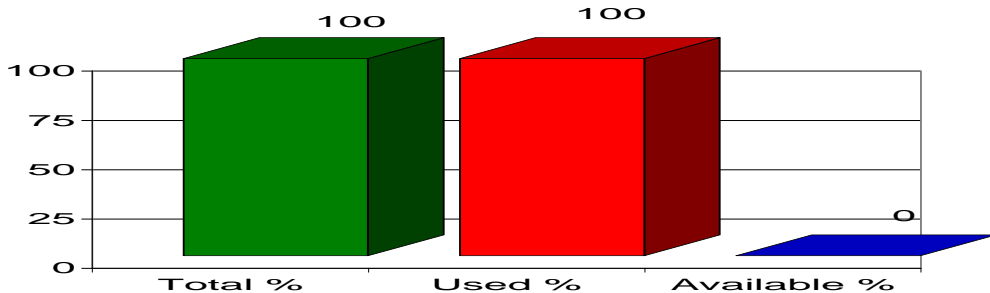
Heading: Chapter 17 AUSN 5 - Raw Sugars \*\*\* Raw sugar must be accompanied by a C.Q.E. to qualify for the low rate. \*\*\*

Period: 10/01/2011 Through: 09/30/2012  
 Country: Zimbabwe Date/Time Filled: Open  
 UOM: KG Q Level: 19,594,000 Ent-Qty: 0 % Filled: 0



Heading: Chapter 17 AUSN 5 = Raw Sugars - Refined Tariff-Rate Canada Sugar Quota \*\*C.Q.E. must be present to qualify at the low rate\*\*

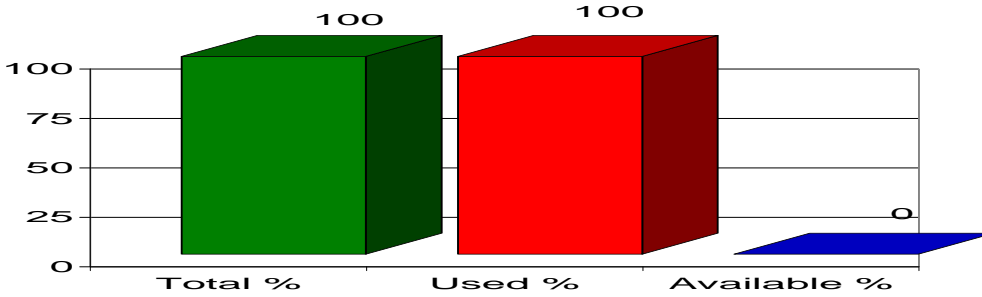
Period: 10/01/2011 Through: 09/30/2012  
 Country: Canada Date/Time Filled: Open  
 UOM: KG Q Level: 12,050,000 Ent-Qty: 12,050,000 % Filled: 100



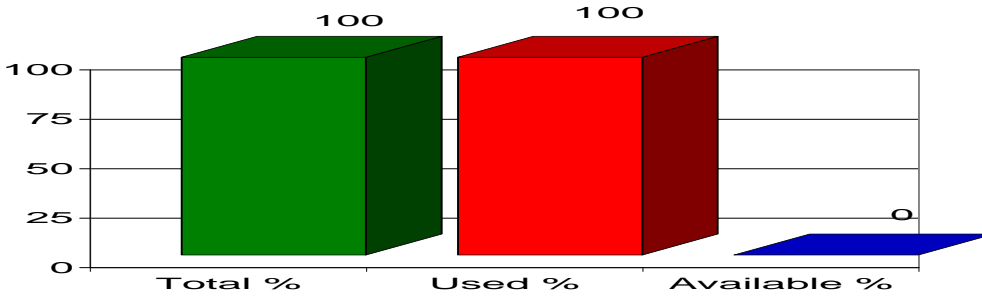


Quota Report 09/24/2012

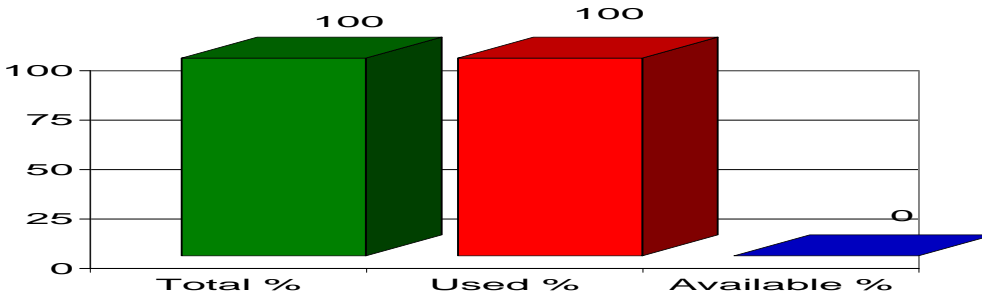
**Heading:** Chapter 17 AUSN 5 = Raw Sugars - Refined & Specialty Tariff-Rate Sugar Quota  
**Period:** 10/01/2011 **Through:** 09/30/2012  
**Country:** All Countries (Refined) **Date/Time Filled:** 10/25/2011 14:33  
**UOM:** KG **Q Level:** 8,294,000 **Ent-Qty:** 8,294,000 **% Filled:** 100



**Heading:** Chapter 17 AUSN 5 = Raw Sugars - Specialty Tariff-Rate Sugar Quota - Period 1  
**\*\*Specialty Sugar Cert must be present to qualify at low rate\*\***  
**Period:** 10/12/2011 **Through:** 09/30/2012  
**Country:** All Countries (Specialty 1) **Date/Time Filled:** 10/12/2011 13:00  
**UOM:** KG **Q Level:** 1,656,000 **Ent-Qty:** 1,656,000 **% Filled:** 100

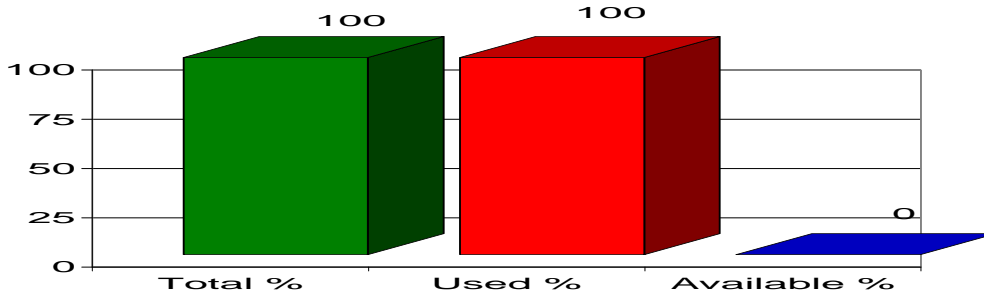


**Heading:** Chapter 17 AUSN 5 = Raw Sugars - Specialty Tariff-Rate Sugar Quota - Period 2  
**\*\*Specialty Sugar Cert must be present to qualify at low rate\*\***  
**Period:** 10/26/2011 **Through:** 09/30/2012  
**Country:** All Countries (Specialty 2) **Date/Time Filled:** 01/11/2012 12:00  
**UOM:** KG **Q Level:** 33,565,000 **Ent-Qty:** 33,565,000 **% Filled:** 100

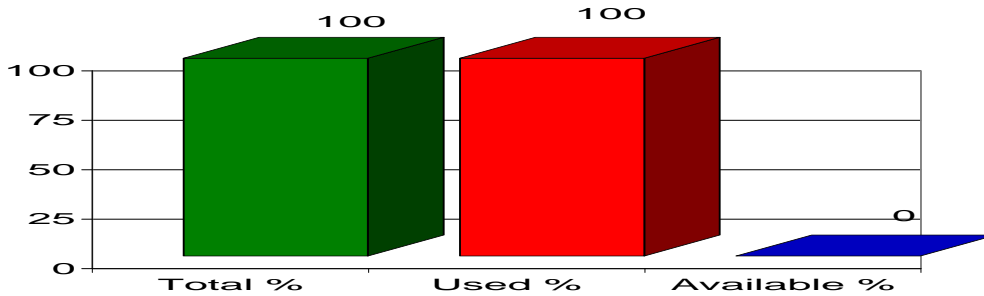


Quota Report 09/24/2012

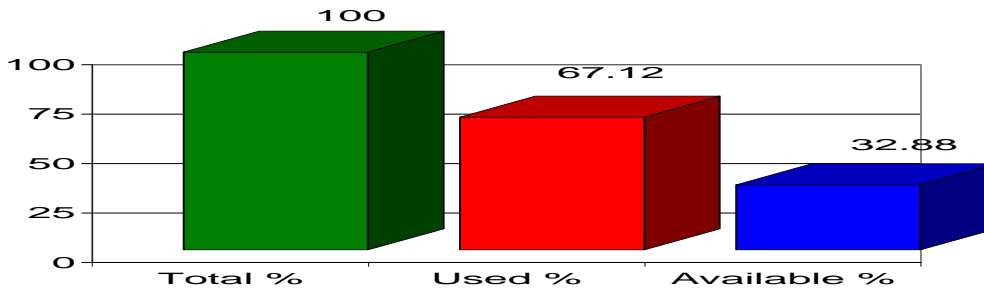
**Heading:** Chapter 17 AUSN 5 = Raw Sugars - Specialty Tariff-Rate Sugar Quota - Period 3  
**\*\*Specialty Sugar Cert must be present to qualify at low rate\*\***  
**Period:** 01/11/2011 **Through:** 09/30/2012  
**Country:** All Countries (Specialty 3) **Date/Time Filled:** 04/10/2012 16:30  
**UOM:** KG **Q Level:** 19,182,770 **Ent-Qty:** 19,182,770 **% Filled:** 100



**Heading:** Chapter 17 AUSN 5 = Raw Sugars - Specialty Tariff-Rate Sugar Quota - Period 4  
**\*\*Specialty Sugar Cert must be present to qualify at low rate\*\***  
**Period:** 04/11/2011 **Through:** 09/30/2012  
**Country:** All Countries (Specialty 4) **Date/Time Filled:** 07/10/2012 16:30  
**UOM:** KG **Q Level:** 25,438,422 **Ent-Qty:** 25,438,422 **% Filled:** 100

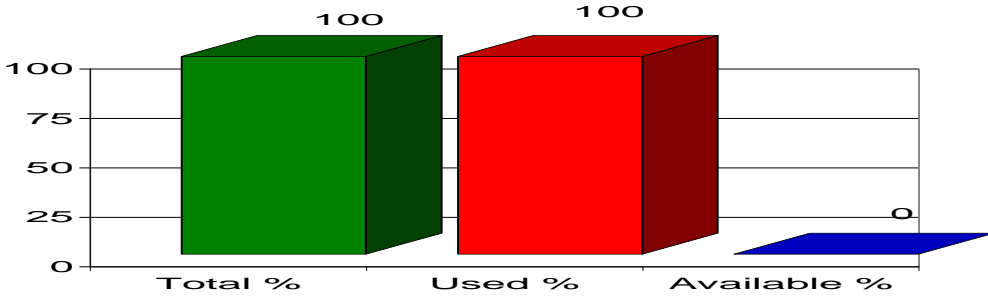


**Heading:** Chapter 17 AUSN 5 = Raw Sugars - Specialty Tariff-Rate Sugar Quota - Period 5  
**\*\*Specialty Sugar Cert must be present to qualify at low rate\*\***  
**Period:** 07/11/2011 **Through:** 09/30/2012  
**Country:** All Countries (Specialty 5) **Date/Time Filled:** Open  
**UOM:** KG **Q Level:** 32,099,246 **Ent-Qty:** 21,545,064 **% Filled:** 67.12

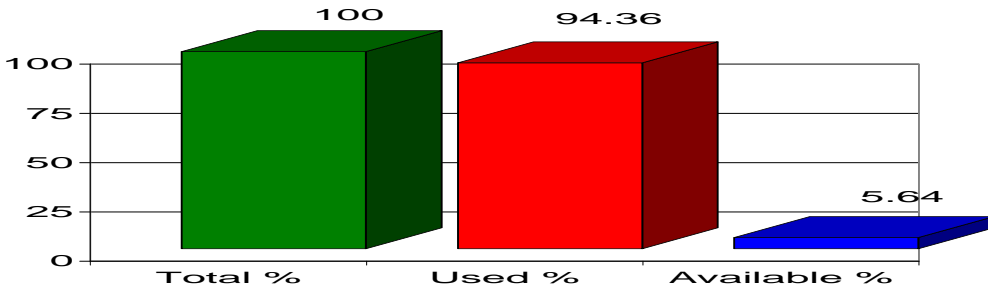


Quota Report 09/24/2012

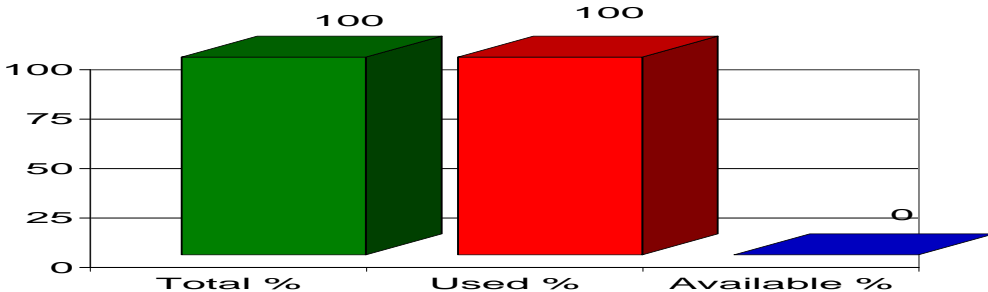
Heading: Chapter 17, Additional U.S. Note 8, Sugar Blends  
 Period: 10/01/2011 Through: 09/30/2012  
 Country: All Countries Date/Time Filled: 11/14/2011 13:34  
 UOM: KG Q Level: 5,459,000 Ent-Qty: 5,459,000 % Filled: 100



Heading: Chapter 17, Additional U.S. Note 8, Sugar Blends  
 Period: 10/01/2011 Through: 09/30/2012  
 Country: Canada Date/Time Filled: Open  
 UOM: KG Q Level: 59,250,000 Ent-Qty: 55,908,514 % Filled: 94.36

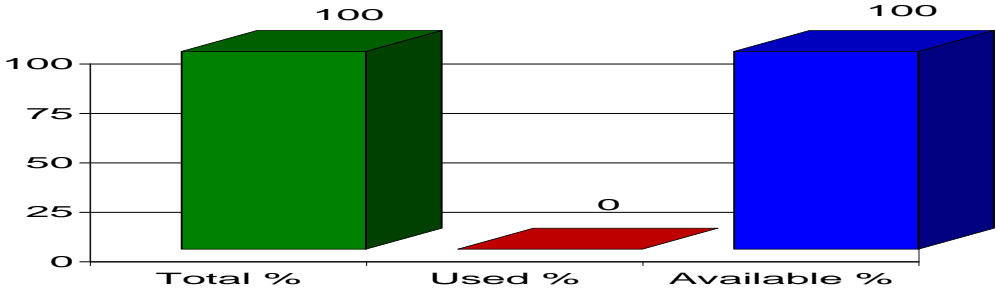


Heading: Chapter 18, Additional U.S. Note 1, Cocoa Powder  
 Period: 10/01/2011 Through: 09/30/2012  
 Country: All Countries Date/Time Filled: 03/30/2012 15:04  
 UOM: KG Q Level: 2,313,000 Ent-Qty: 2,313,000 % Filled: 100

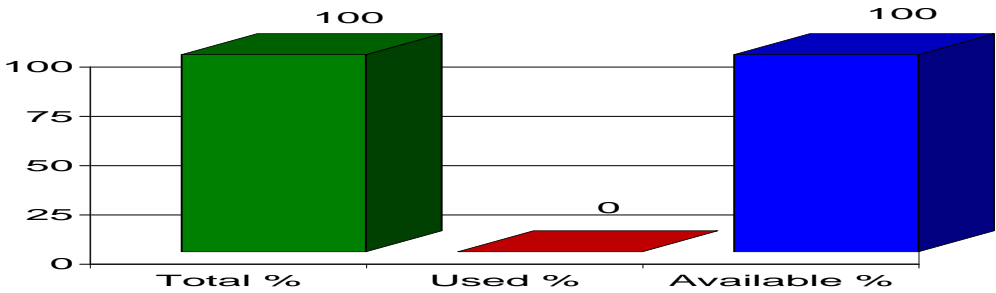


Quota Report 09/24/2012

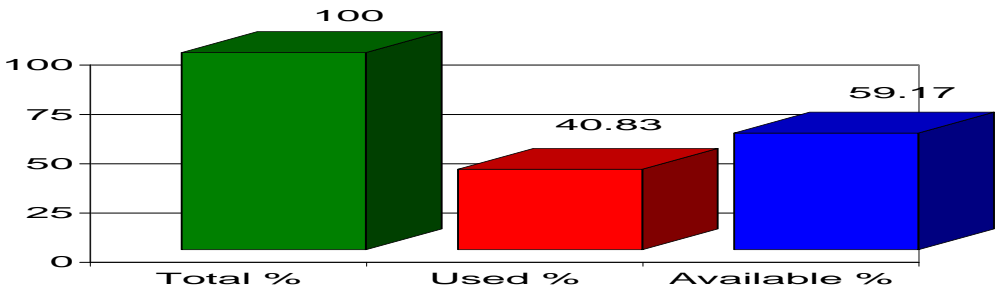
**Heading:** Chapter 18, Additional U.S. Note 2, Chocolate  
**Period:** 01/01/2012 **Through:** 12/31/2012  
**Country:** Ireland (MAQ) **Date/Time Filled:** Open  
**UOM:** KG **Q Level:** 4,286,491 **Ent-Qty:** 0 **% Filled:** 0



**Heading:** Chapter 18, Additional U.S. Note 2, Chocolate  
**Period:** 01/01/2012 **Through:** 12/31/2012  
**Country:** United Kingdom (MAQ) **Date/Time Filled:** Open  
**UOM:** KG **Q Level:** 3,379,297 **Ent-Qty:** 0 **% Filled:** 0

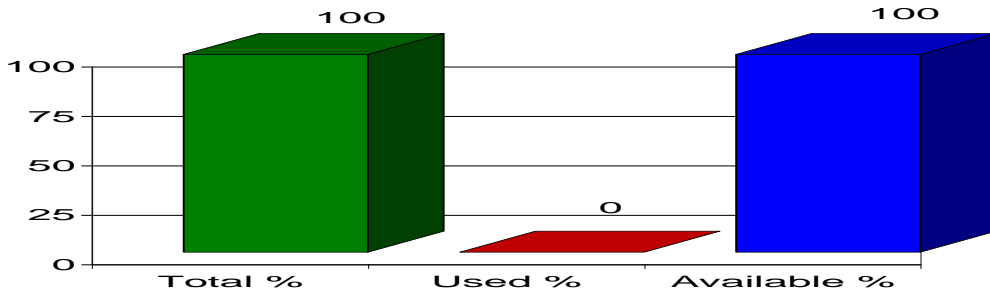


**Heading:** Chapter 18, Additional U.S. Note 2, Chocolate  
**Period:** 01/01/2012 **Through:** 12/31/2012  
**Country:** Netherlands (MAQ) **Date/Time Filled:** Open  
**UOM:** KG **Q Level:** 45,359 **Ent-Qty:** 18,522 **% Filled:** 40.83

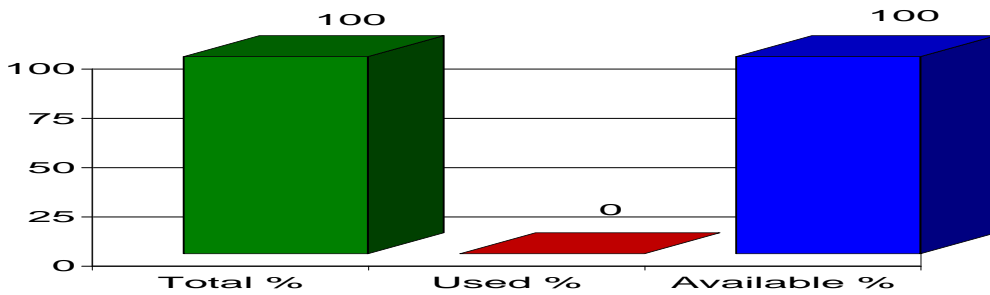


Quota Report 09/24/2012

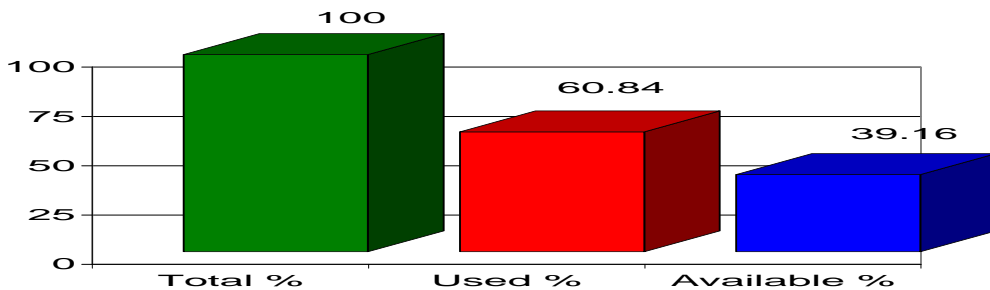
**Heading:** Chapter 18, Additional U.S. Note 2, Chocolate  
**Period:** 01/01/2012 **Through:** 12/31/2012  
**Country:** Australia (MAQ) **Date/Time Filled:** Open  
**UOM:** KG **Q Level:** 2,000,000 **Ent-Qty:** 0 **% Filled:** 0



**Heading:** Chapter 18, Additional U.S. Note 2, Chocolate  
**Period:** 01/01/2012 **Through:** 12/31/2012  
**Country:** New Zealand (MAQ) **Date/Time Filled:** Open  
**UOM:** KG **Q Level:** 1 **Ent-Qty:** 0 **% Filled:** 0

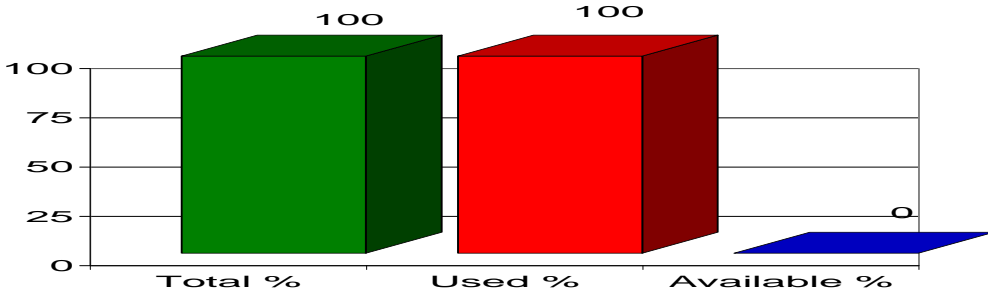


**Heading:** Chapter 18, Additional U.S. Note 2, Chocolate  
**Period:** 01/01/2012 **Through:** 12/31/2012  
**Country:** Any Country **Date/Time Filled:** Open  
**UOM:** KG **Q Level:** 16,456,442 **Ent-Qty:** 10,011,900 **% Filled:** 60.84

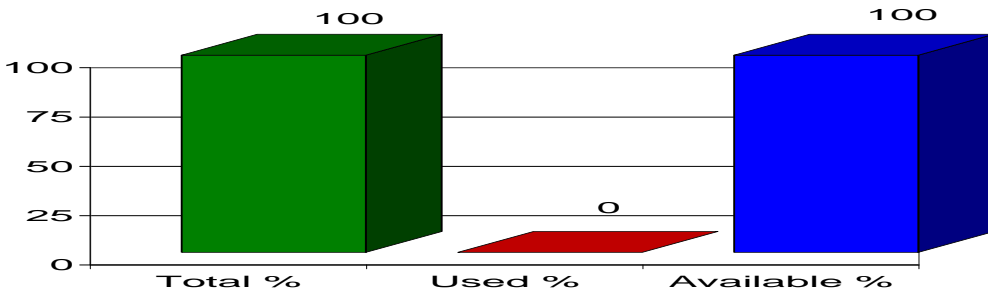


Quota Report 09/24/2012

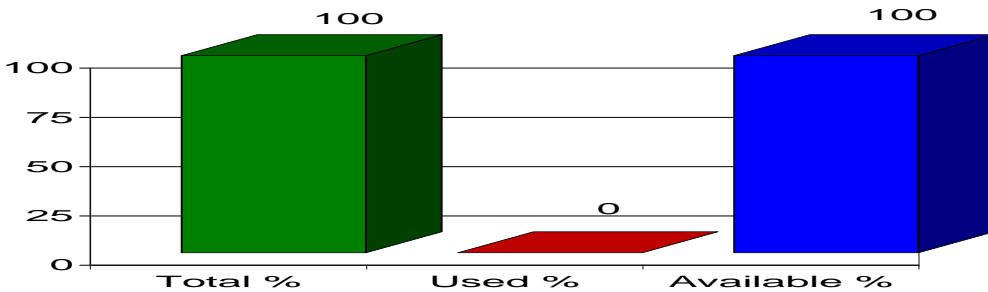
**Heading:** Chapter 18, Additional U.S. Note 3, Chocolate and Low Fat Chocolate Crumb  
**Period:** 01/01/2012 **Through:** 12/31/2012  
**Country:** Any Country **Date/Time Filled:** Open  
**UOM:** KG **Q Level:** 0 **Ent-Qty:** BANNED **% Filled:** 100



**Heading:** Chapter 18, Additional U.S. Note 3, Chocolate and Low Fat Chocolate Crumb  
**Period:** 01/01/2012 **Through:** 12/31/2012  
**Country:** United Kingdom (MAQ) **Date/Time Filled:** Open  
**UOM:** KG **Q Level:** 421,854 **Ent-Qty:** 0 **% Filled:** 0



**Heading:** Chapter 18, Additional U.S. Note 3, Chocolate and Low Fat Chocolate Crumb  
**Period:** 01/01/2012 **Through:** 12/31/2012  
**Country:** Ireland (MAQ) **Date/Time Filled:** Open  
**UOM:** KG **Q Level:** 1,700,988 **Ent-Qty:** 0 **% Filled:** 0



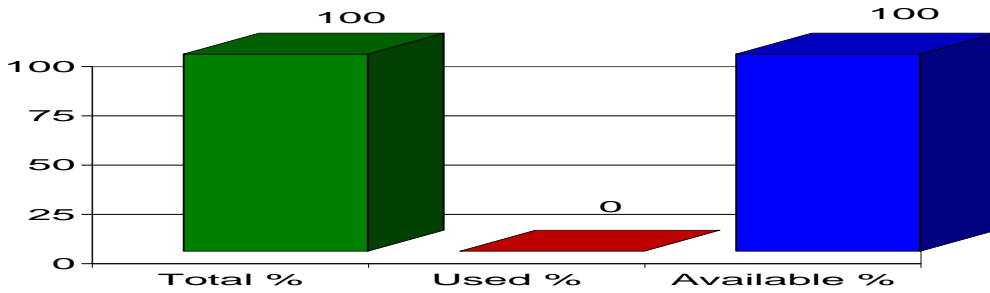
Quota Report 09/24/2012

Heading: Chapter 18, Additional U.S. Note 3, Chocolate and Low Fat Chocolate Crumb

Period: 01/01/2012 Through: 12/31/2012

Country: New Zealand (MAQ) Date/Time Filled: Open

UOM: KG Q Level: 1 Ent-Qty: 0 % Filled: 0

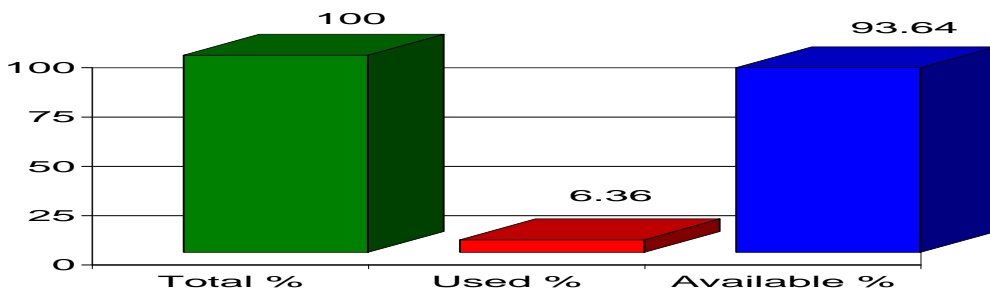


Heading: Chapter 19, Additional U.S. Note 2, Infant Formula

Period: 01/01/2012 Through: 12/31/2012

Country: All Countries Date/Time Filled: Open

UOM: KG Q Level: 100,000 Ent-Qty: 6,362 % Filled: 6.36

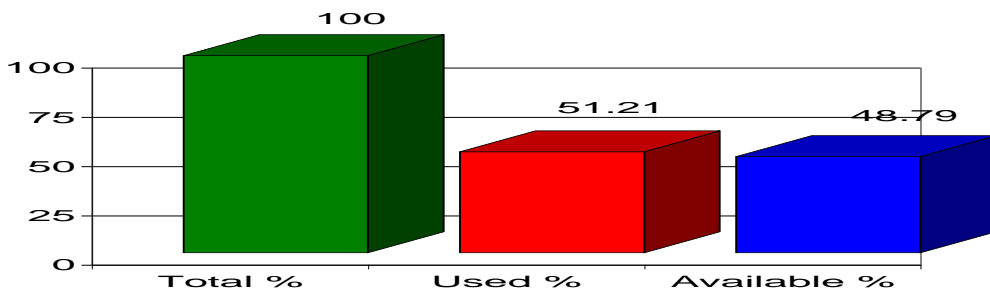


Heading: Chapter 19, Additional U.S. Note 3, Mixes and Dough

Period: 10/01/2011 Through: 09/30/2012

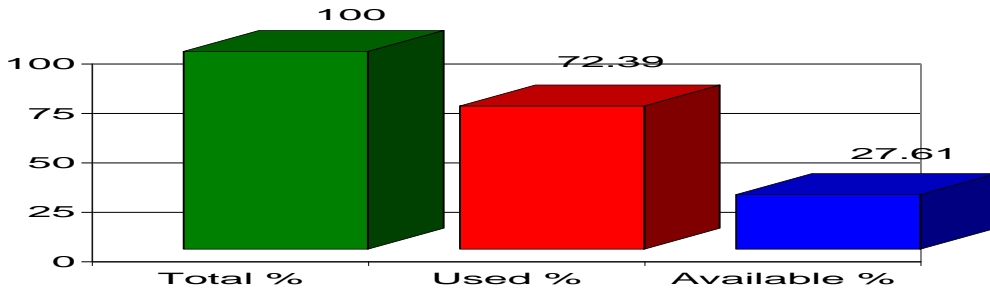
Country: All Countries Date/Time Filled: Open

UOM: KG Q Level: 5,398,000 Ent-Qty: 2,764,179 % Filled: 51.21

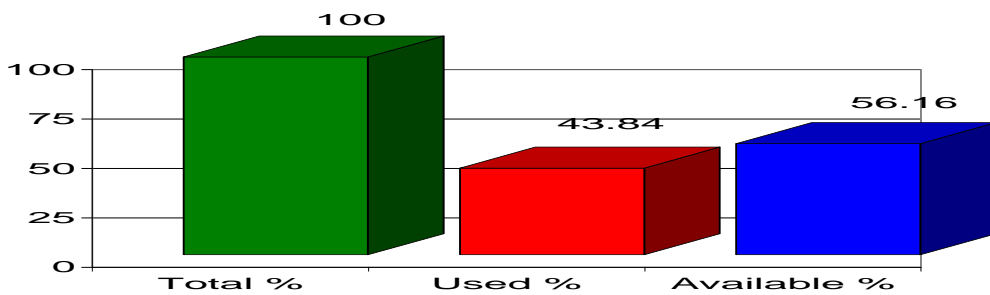


Quota Report 09/24/2012

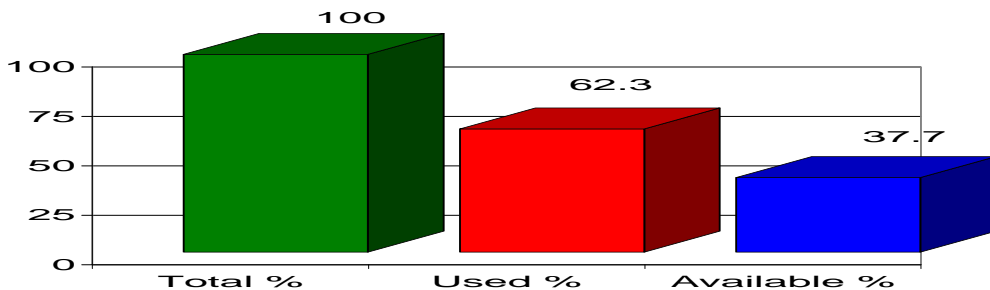
**Heading:** Chapter 20, Additional U.S. Note 5, Peanut Butter and Paste  
**Period:** 01/01/2012 **Through:** 12/31/2012  
**Country:** Other Countries **Date/Time Filled:** Open  
**UOM:** KG **Q Level:** 250,000 **Ent-Qty:** 180,963 **% Filled:** 72.39



**Heading:** Chapter 20, Additional U.S. Note 5, Peanut Butter and Paste  
**Period:** 01/01/2012 **Through:** 12/31/2012  
**Country:** Argentina **Date/Time Filled:** Open  
**UOM:** KG **Q Level:** 3,650,000 **Ent-Qty:** 1,600,284 **% Filled:** 43.84



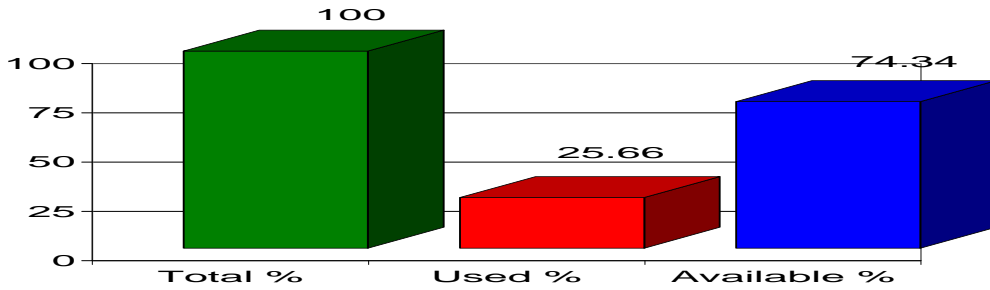
**Heading:** Chapter 20, Additional U.S. Note 5, Peanut Butter and Paste  
**Period:** 01/01/2012 **Through:** 12/31/2012  
**Country:** Canada **Date/Time Filled:** Open  
**UOM:** KG **Q Level:** 14,500,000 **Ent-Qty:** 9,033,137 **% Filled:** 62.3



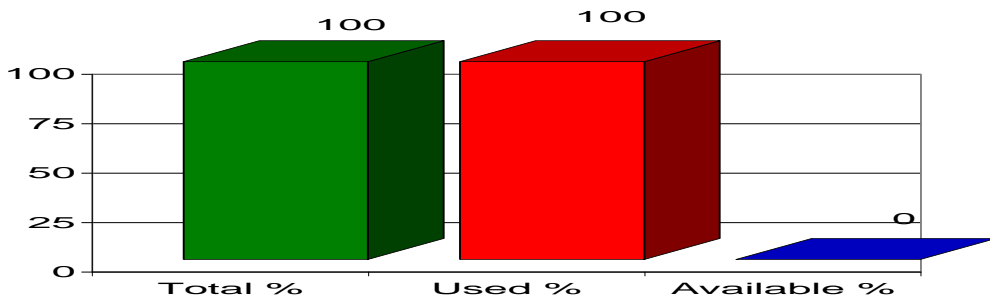


Quota Report 09/24/2012

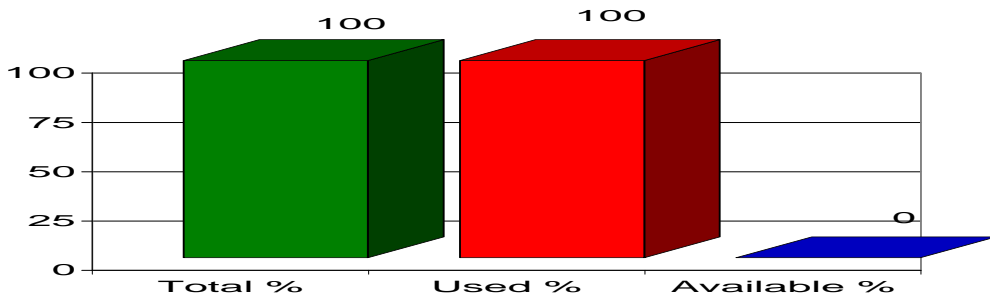
**Heading:** Chapter 20, Additional U.S. Note 5, Peanut Butter and Paste  
**Period:** 01/01/2012 **Through:** 12/31/2012  
**Country:** 20 AUSN 6 Countries **Date/Time Filled:** Open  
**UOM:** KG **Q Level:** 1,600,000 **Ent-Qty:** 410,521 **% Filled:** 25.66



**Heading:** Chapter 20, Mandarin Oranges - 2008.30  
**Period:** 01/01/2012 **Through:** 12/31/2012  
**Country:** All Countries **Date/Time Filled:** 03/13/2012 10:07  
**UOM:** KG **Q Level:** 40,000,000 **Ent-Qty:** 40,000,000 **% Filled:** 100

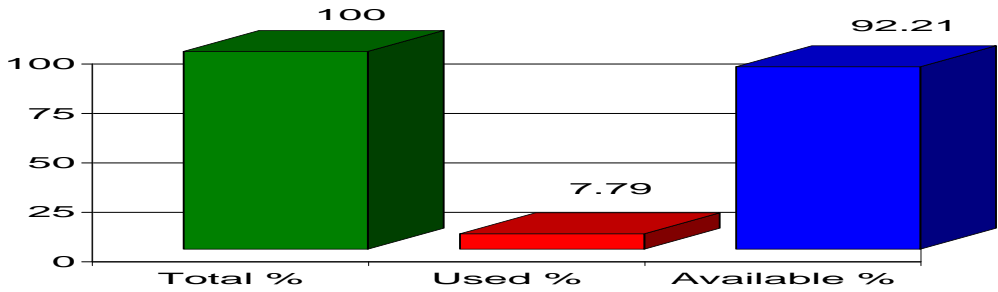


**Heading:** Chapter 20, Olives - 2005  
**Period:** 01/01/2012 **Through:** 12/31/2012  
**Country:** Olives (2) 2005700200 **Date/Time Filled:** Open  
**UOM:** KG **Q Level:** 730,000 **Ent-Qty:** BANNED **% Filled:** 100

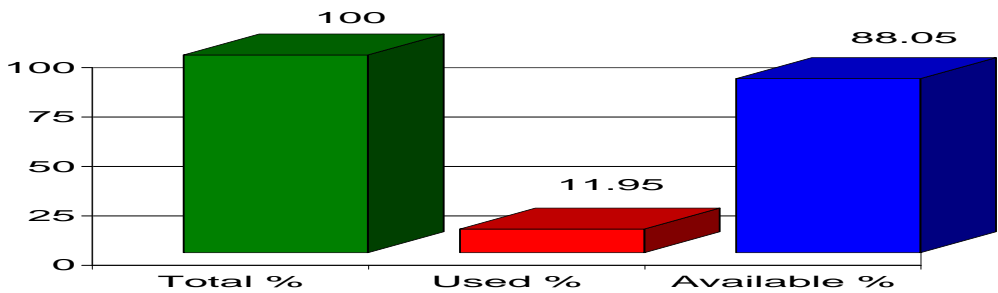


Quota Report 09/24/2012

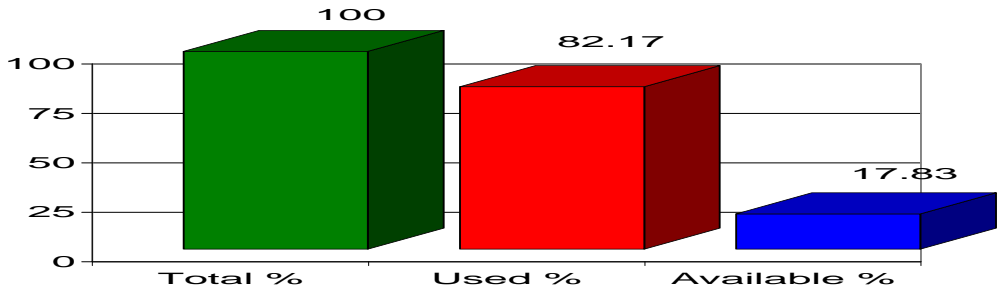
**Heading:** Chapter 20, Olives - 2005  
**Period:** 01/01/2012 **Through:** 12/31/2012  
**Country:** Olives (1) 2005700600 **Date/Time Filled:** Open  
**UOM:** KG **Q Level:** 4,400,000 **Ent-Qty:** 342,960 **% Filled:** 7.79



**Heading:** Chapter 20, Olives - 2005  
**Period:** 01/01/2012 **Through:** 12/31/2012  
**Country:** Olives (3) 2005701600 **Date/Time Filled:** Open  
**UOM:** KG **Q Level:** 2,700,000 **Ent-Qty:** 322,599 **% Filled:** 11.95

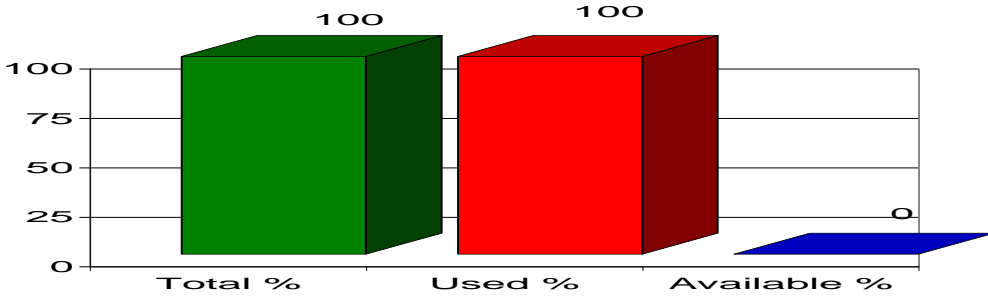


**Heading:** Chapter 20, Olives - 2005  
**Period:** 01/01/2012 **Through:** 12/31/2012  
**Country:** Olives (4) 2005709100 **Date/Time Filled:** Open  
**UOM:** KG **Q Level:** 550,000 **Ent-Qty:** 451,921 **% Filled:** 82.17

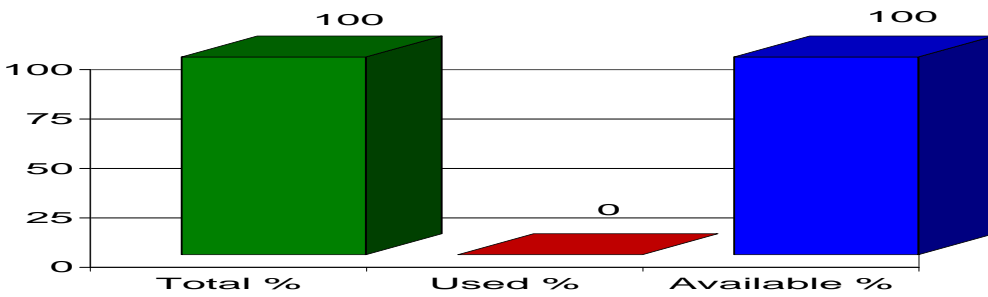


Quota Report 09/24/2012

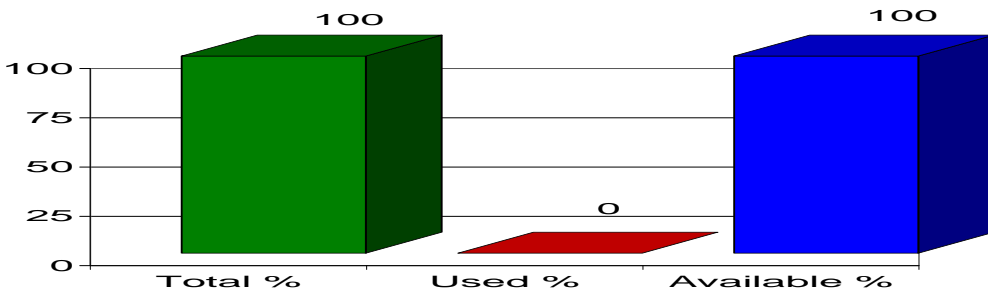
Heading: Chapter 21, Additional U.S. Note 4, Mixed Condiments and Mixed Seasonings  
 Period: 10/01/2011 Through: 09/30/2012  
 Country: All Countries Date/Time Filled: 03/06/2012 15:04  
 UOM: KG Q Level: 689,000 Ent-Qty: 689,000 % Filled: 100



Heading: Chapter 21, Additional U.S. Note 5, Ice Cream  
 Period: 01/01/2012 Through: 12/31/2012  
 Country: Belgium (MAQ) Date/Time Filled: Open  
 UOM: L Q Level: 922,315 Ent-Qty: 0 % Filled: 0

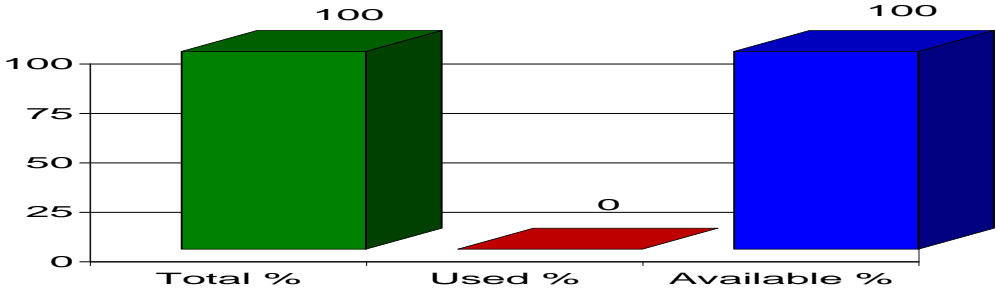


Heading: Chapter 21, Additional U.S. Note 5, Ice Cream  
 Period: 01/01/2012 Through: 12/31/2012  
 Country: Denmark (MAQ) Date/Time Filled: Open  
 UOM: L Q Level: 13,059 Ent-Qty: 0 % Filled: 0

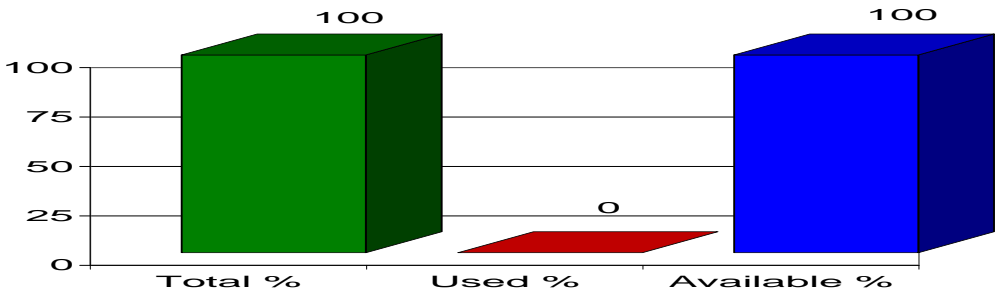


Quota Report 09/24/2012

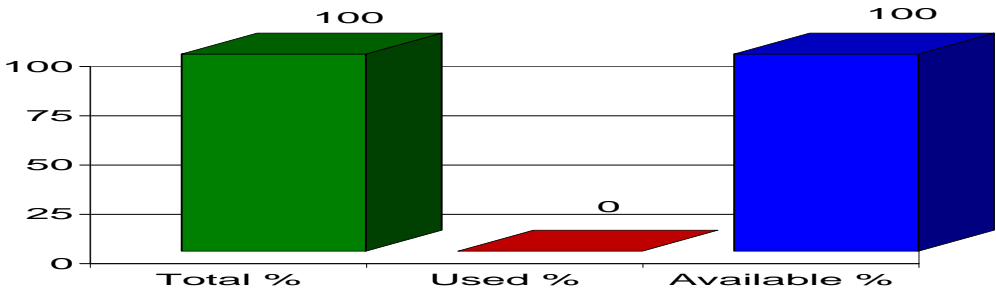
Heading: Chapter 21, Additional U.S. Note 5, Ice Cream  
Period: 01/01/2012 Through: 12/31/2012  
Country: Jamaica (MAQ) Date/Time Filled: Open  
UOM: L Q Level: 3,596 Ent-Qty: 0 % Filled: 0



Heading: Chapter 21, Additional U.S. Note 5, Ice Cream  
Period: 01/01/2012 Through: 12/31/2012  
Country: Netherlands (MAQ) Date/Time Filled: Open  
UOM: L Q Level: 104,477 Ent-Qty: 0 % Filled: 0

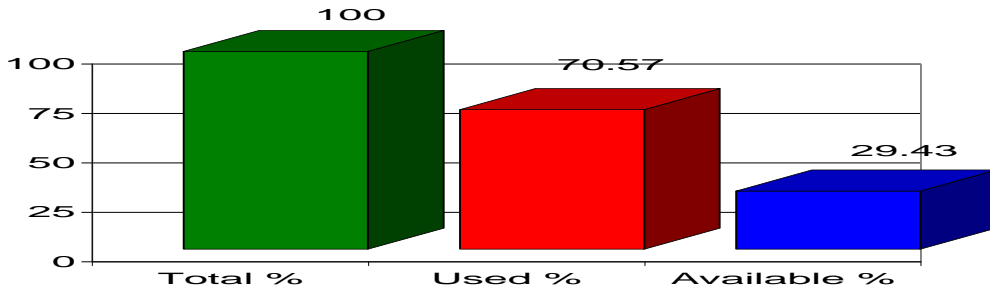


Heading: Chapter 21, Additional U.S. Note 5, Ice Cream  
Period: 01/01/2012 Through: 12/31/2012  
Country: New Zealand (MAQ) Date/Time Filled: Open  
UOM: L Q Level: 589,312 Ent-Qty: 0 % Filled: 0

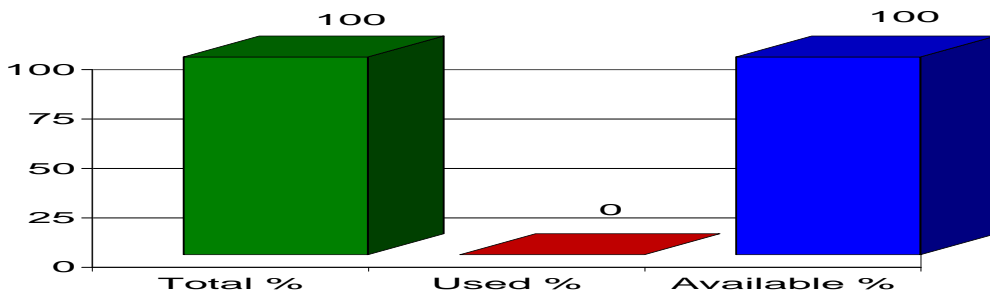


Quota Report 09/24/2012

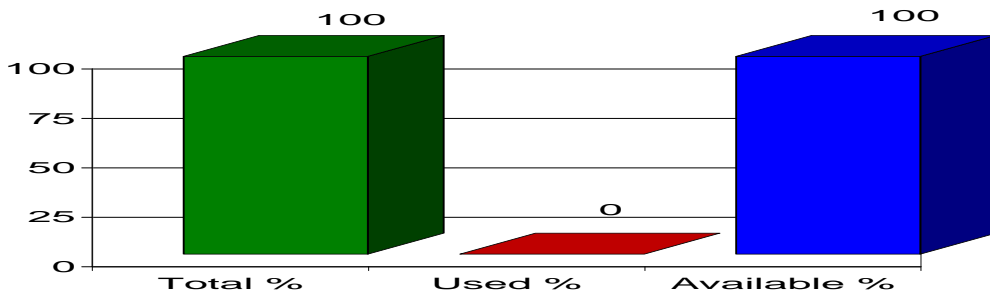
**Heading:** Chapter 21, Additional U.S. Note 5, Ice Cream  
**Period:** 01/01/2012 **Through:** 12/31/2012  
**Country:** Any Country **Date/Time Filled:** Open  
**UOM:** L **Q Level:** 4,035,087 **Ent-Qty:** 2,847,741 **% Filled:** 70.57



**Heading:** Chapter 23, Additional U.S. Note 2, Animal Feed  
**Period:** 01/01/2012 **Through:** 12/31/2012  
**Country:** Australia (MAQ) **Date/Time Filled:** Open  
**UOM:** KG **Q Level:** 56,699 **Ent-Qty:** 0 **% Filled:** 0

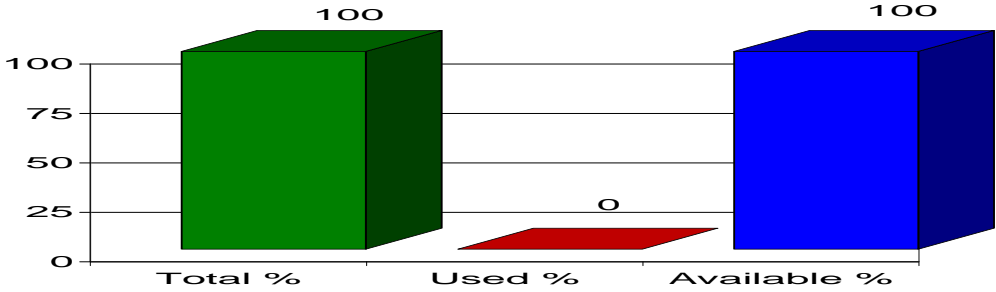


**Heading:** Chapter 23, Additional U.S. Note 2, Animal Feed  
**Period:** 01/01/2012 **Through:** 12/31/2012  
**Country:** United Kingdom (MAQ) **Date/Time Filled:** Open  
**UOM:** KG **Q Level:** 83,914 **Ent-Qty:** 0 **% Filled:** 0

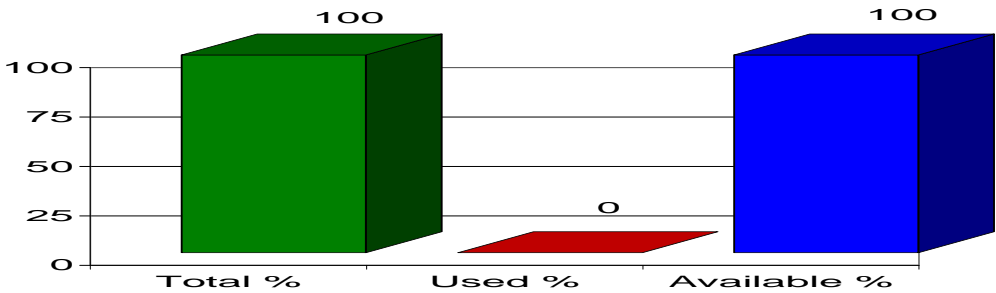


Quota Report 09/24/2012

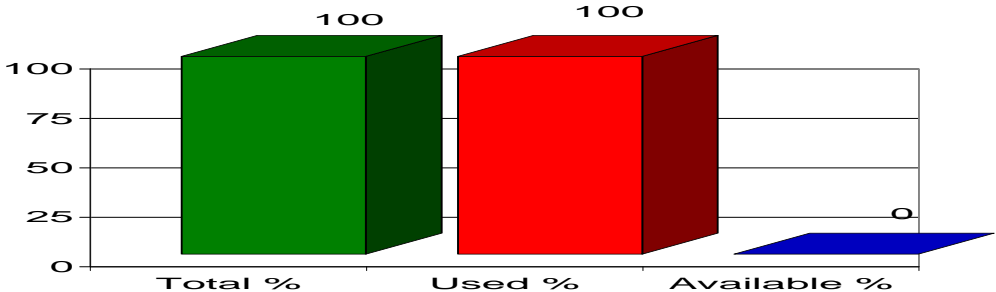
Heading: Chapter 23, Additional U.S. Note 2, Animal Feed  
 Period: 01/01/2012 Through: 12/31/2012  
 Country: Ireland (MAQ) Date/Time Filled: Open  
 UOM: KG Q Level: 5,470,323 Ent-Qty: 0 % Filled: 0



Heading: Chapter 23, Additional U.S. Note 2, Animal Feed  
 Period: 01/01/2012 Through: 12/31/2012  
 Country: New Zealand (MAQ) Date/Time Filled: Open  
 UOM: KG Q Level: 1,782,618 Ent-Qty: 0 % Filled: 0

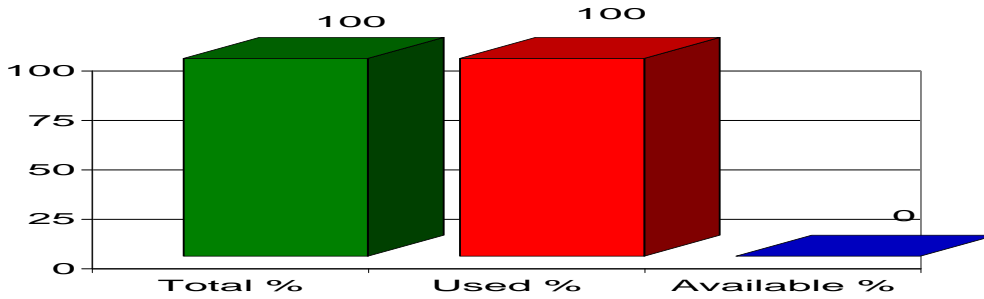


Heading: Chapter 23, Additional U.S. Note 2, Animal Feed  
 Period: 01/01/2012 Through: 12/31/2012  
 Country: Any Country Date/Time Filled: 06/07/2012 09:24  
 UOM: KG Q Level: 6,146 Ent-Qty: 6,146 % Filled: 100

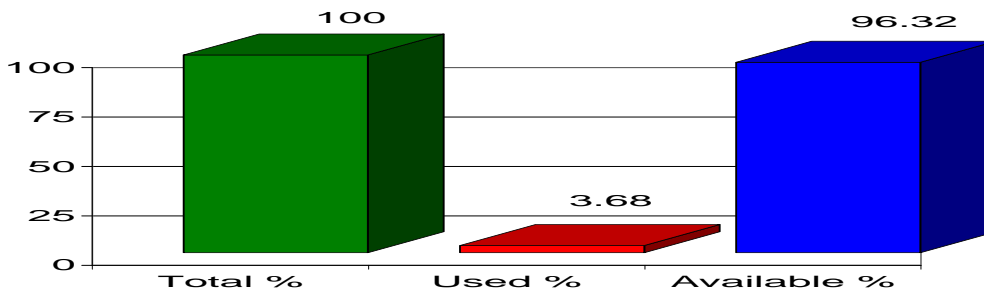


Quota Report 09/24/2012

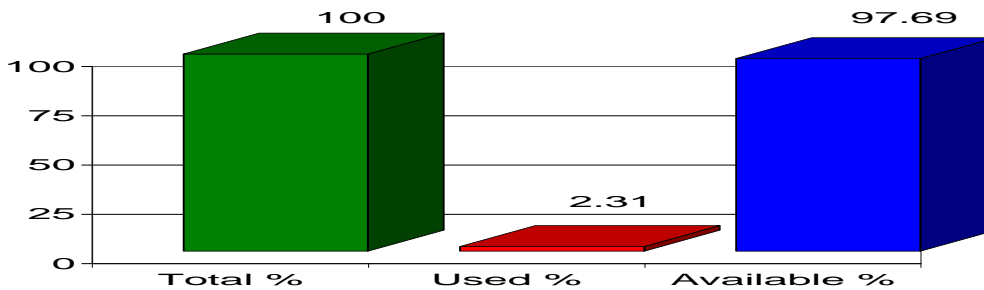
**Heading:** Chapter 24, Additional U.S. Note 5, Tobacco  
**Period:** 09/13/2012 **Through:** 09/12/2013  
**Country:** Other Countries **Date/Time Filled:** 09/14/2012 16:30  
**UOM:** KG **Q Level:** 3,000,000 **Ent-Qty:** 3,000,000 **% Filled:** 100



**Heading:** Chapter 24, Additional U.S. Note 5, Tobacco  
**Period:** 09/13/2012 **Through:** 09/12/2013  
**Country:** Argentina **Date/Time Filled:** Open  
**UOM:** KG **Q Level:** 10,750,000 **Ent-Qty:** 396,000 **% Filled:** 3.68

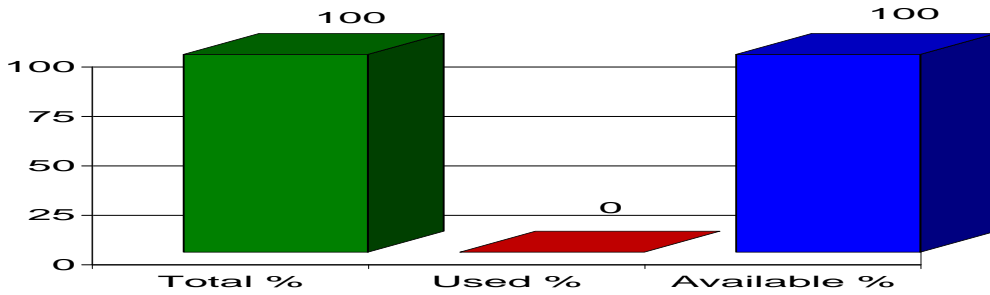


**Heading:** Chapter 24, Additional U.S. Note 5, Tobacco  
**Period:** 09/13/2012 **Through:** 09/12/2013  
**Country:** Brazil **Date/Time Filled:** Open  
**UOM:** KG **Q Level:** 80,200,000 **Ent-Qty:** 1,849,620 **% Filled:** 2.31

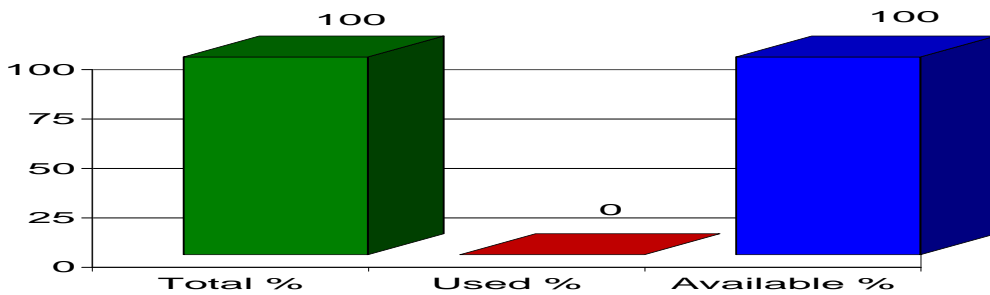


Quota Report 09/24/2012

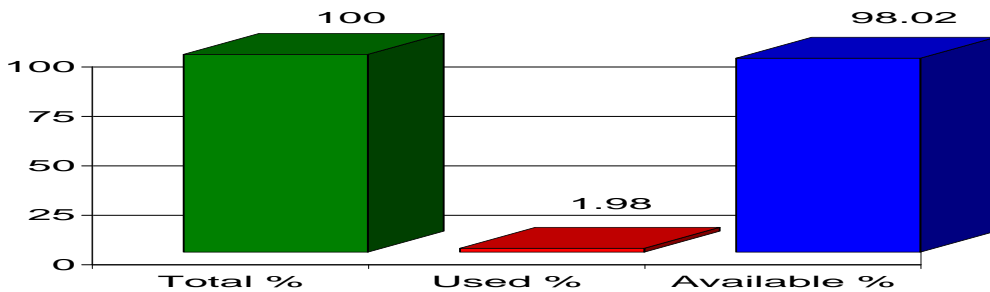
Heading: Chapter 24, Additional U.S. Note 5, Tobacco  
 Period: 09/13/2012 Through: 09/12/2013  
 Country: Chile Date/Time Filled: Open  
 UOM: KG Q Level: 2,750,000 Ent-Qty: 0 % Filled: 0



Heading: Chapter 24, Additional U.S. Note 5, Tobacco  
 Period: 09/13/2012 Through: 09/12/2013  
 Country: Guatemala Date/Time Filled: Open  
 UOM: KG Q Level: 10,000,000 Ent-Qty: 0 % Filled: 0



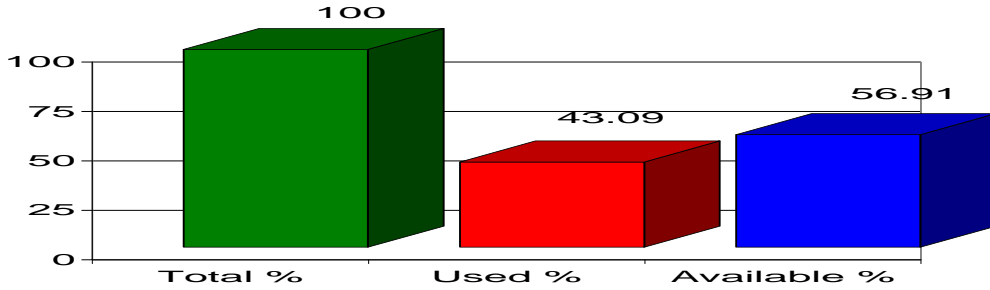
Heading: Chapter 24, Additional U.S. Note 5, Tobacco  
 Period: 09/13/2012 Through: 09/12/2013  
 Country: Malawi Date/Time Filled: Open  
 UOM: KG Q Level: 12,000,000 Ent-Qty: 237,600 % Filled: 1.98



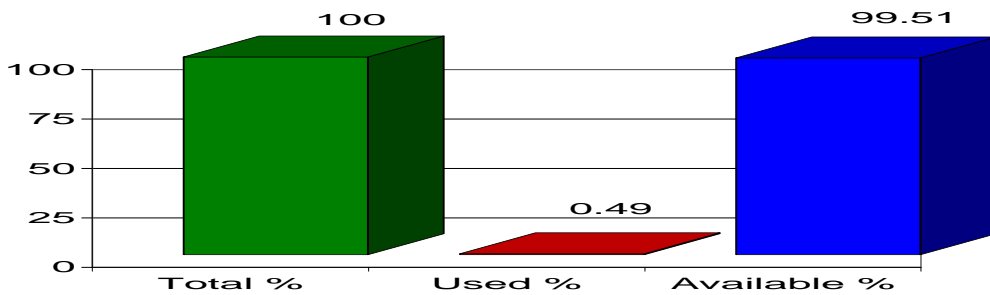


Quota Report 09/24/2012

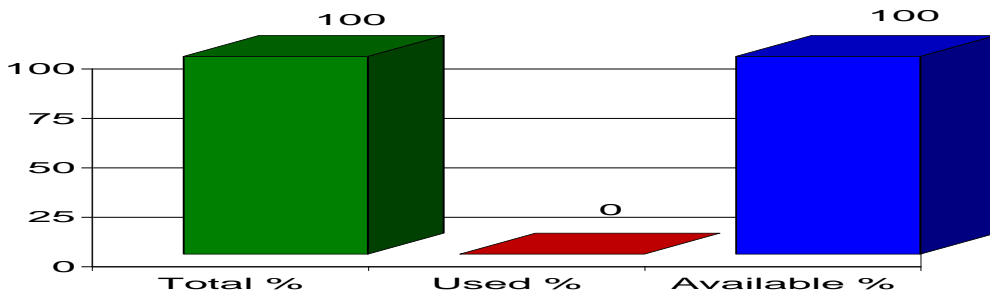
**Heading:** Chapter 24, Additional U.S. Note 5, Tobacco  
**Period:** 09/13/2012 **Through:** 09/12/2013  
**Country:** Philippines **Date/Time Filled:** Open  
**UOM:** KG **Q Level:** 3,000,000 **Ent-Qty:** 1,292,800 **% Filled:** 43.09



**Heading:** Chapter 24, Additional U.S. Note 5, Tobacco  
**Period:** 09/13/2012 **Through:** 09/12/2013  
**Country:** Thailand **Date/Time Filled:** Open  
**UOM:** KG **Q Level:** 7,000,000 **Ent-Qty:** 34,560 **% Filled:** 0.49

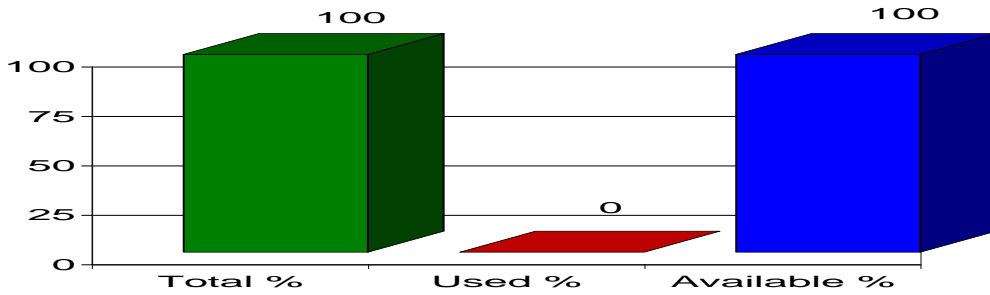


**Heading:** Chapter 24, Additional U.S. Note 5, Tobacco  
**Period:** 09/13/2012 **Through:** 09/12/2013  
**Country:** Zimbabwe **Date/Time Filled:** Open  
**UOM:** KG **Q Level:** 0 **Ent-Qty:** 0 **% Filled:** 0

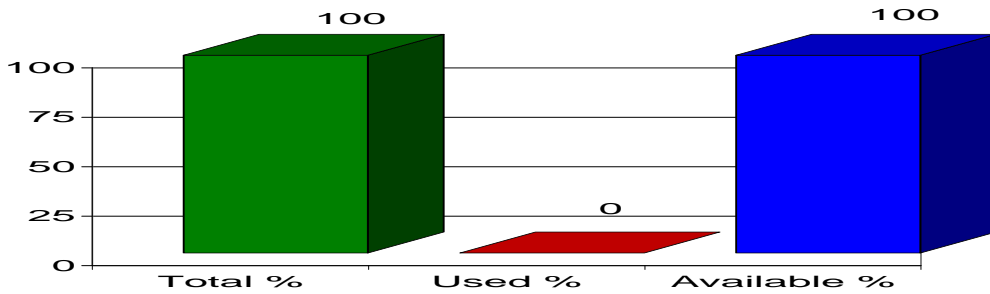


Quota Report 09/24/2012

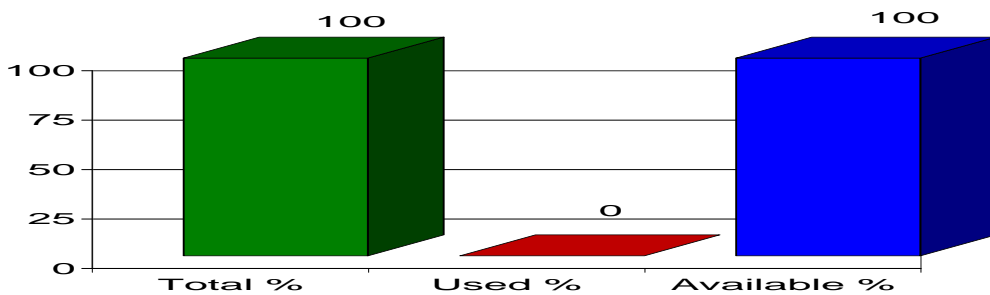
Heading: Chapter 24, Additional U.S. Note 5, Tobacco  
 Period: 09/13/2012 Through: 09/12/2013  
 Country: European Union Date/Time Filled: Open  
 UOM: KG Q Level: 10,000,000 Ent-Qty: 0 % Filled: 0



Heading: Chapter 52, Additional U.S. Note 05, Cotton NOTE: For "\*" countries, see end of report for explanation  
 Period: 09/20/2012 Through: 09/19/2013  
 Country: China (MAQ) Date/Time Filled: Open  
 UOM: KG Q Level: 621,780 Ent-Qty: 0 % Filled: 0



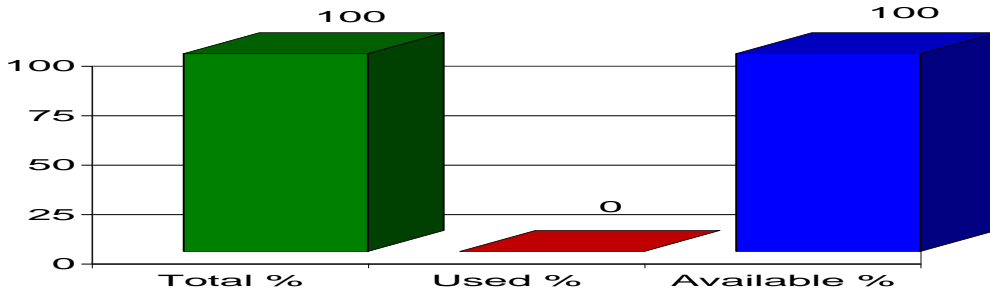
Heading: Chapter 52, Additional U.S. Note 05, Cotton NOTE: For "\*" countries, see end of report for explanation  
 Period: 09/20/2012 Through: 09/19/2013  
 Country: Colombia (MAQ) Date/Time Filled: Open  
 UOM: KG Q Level: 56 Ent-Qty: 0 % Filled: 0



Quota Report 09/24/2012

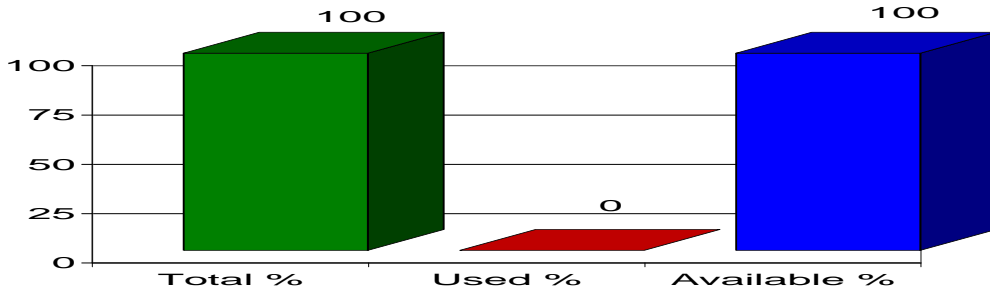
Heading: Chapter 52, Additional U.S. Note 05, Cotton NOTE: For "\*" countries, see end of report for explanation

Period: 09/20/2012 Through: 09/19/2013  
 Country: Ecuador (MAQ) Date/Time Filled: Open  
 UOM: KG Q Level: 4,233 Ent-Qty: 0 % Filled: 0



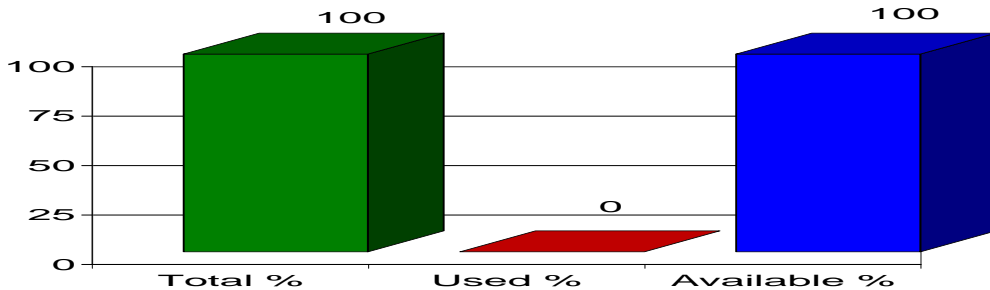
Heading: Chapter 52, Additional U.S. Note 05, Cotton NOTE: For "\*" countries, see end of report for explanation

Period: 09/20/2012 Through: 09/19/2013  
 Country: Honduras (MAQ) Date/Time Filled: Open  
 UOM: KG Q Level: 341 Ent-Qty: 0 % Filled: 0



Heading: Chapter 52, Additional U.S. Note 05, Cotton NOTE: For "\*" countries, see end of report for explanation

Period: 09/20/2012 Through: 09/19/2013  
 Country: Haiti (MAQ) Date/Time Filled: Open  
 UOM: KG Q Level: 107 Ent-Qty: 0 % Filled: 0



Quota Report 09/24/2012

Heading: Chapter 52, Additional U.S. Note 05, Cotton NOTE: For "\*" countries, see end of report for explanation

Period: 09/20/2012

Through: 09/19/2013

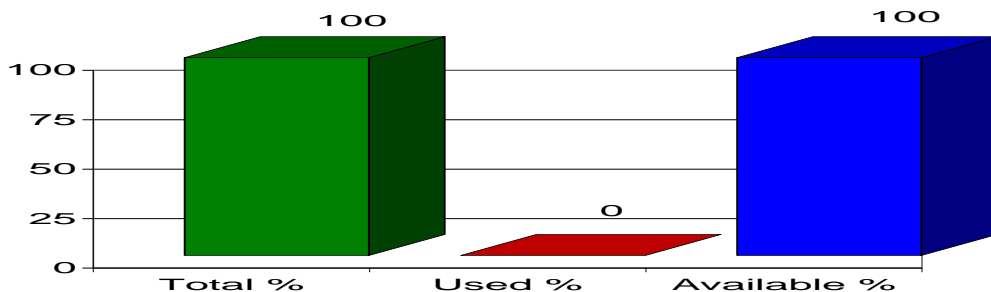
Country Iraq (MAQ)

Date/Time Filled: Open

UOM: KG Q Level: 88

Ent-Qty: 0

% Filled: 0



Heading: Chapter 52, Additional U.S. Note 05, Cotton NOTE: For "\*" countries, see end of report for explanation

Period: 09/20/2012

Through: 09/19/2013

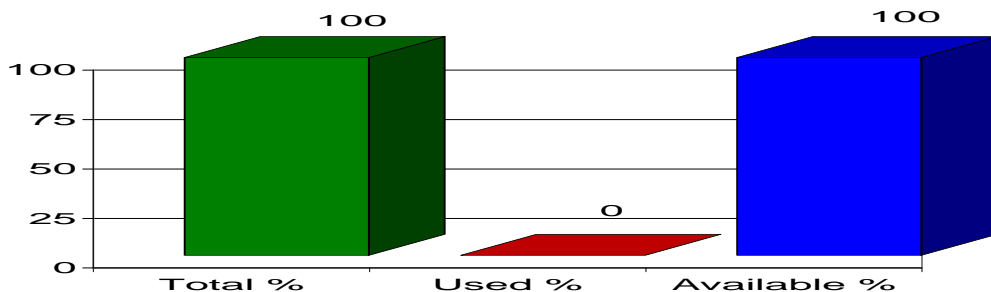
Country Nigeria (MAQ)

Date/Time Filled: Open

UOM: KG Q Level: 2,438

Ent-Qty: 0

% Filled: 0



Heading: Chapter 52, Additional U.S. Note 05, Cotton NOTE: For "\*" countries, see end of report for explanation

Period: 09/20/2012

Through: 09/19/2013

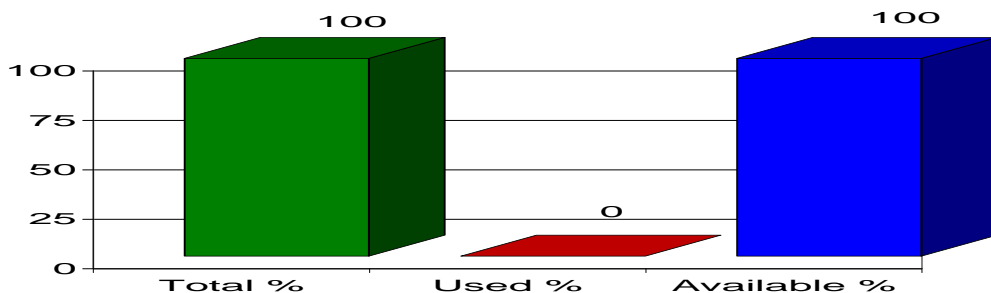
Country Peru (MAQ)

Date/Time Filled: Open

UOM: KG Q Level: 112,469

Ent-Qty: 0

% Filled: 0



Quota Report 09/24/2012

Heading: Chapter 52, Additional U.S. Note 05, Cotton NOTE: For "\*" countries, see end of report for explanation

Period: 09/20/2012

Through: 09/19/2013

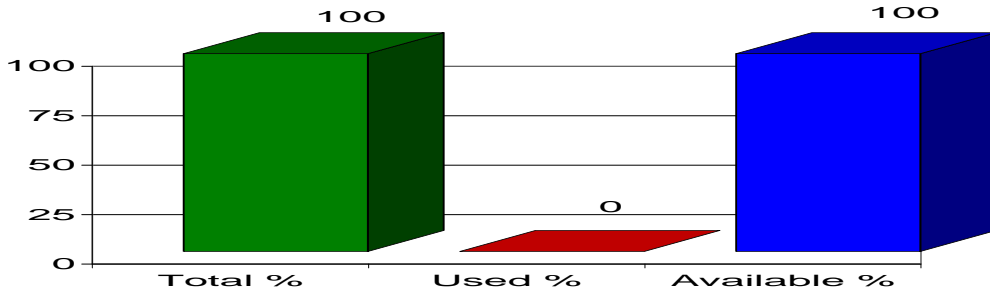
Country Paraguay (MAQ)

Date/Time Filled: Open

UOM: KG Q Level: 395

Ent-Qty: 0

% Filled: 0



Heading: Chapter 52, Additional U.S. Note 05, Cotton NOTE: For "\*" countries, see end of report for explanation

Period: 09/20/2012

Through: 09/19/2013

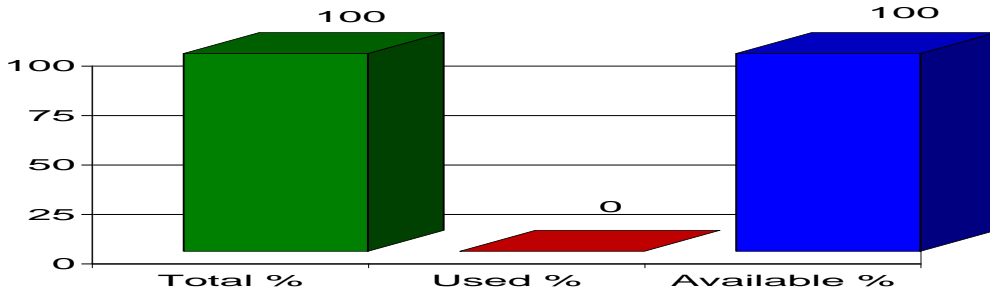
Country Gambia, Sierra Leone (MAQ)

Date/Time Filled: Open

UOM: KG Q Level: 7,259

Ent-Qty: 0

% Filled: 0



Heading: Chapter 52, Additional U.S. Note 05, Cotton NOTE: For "\*" countries, see end of report for explanation

Period: 09/20/2012

Through: 09/19/2013

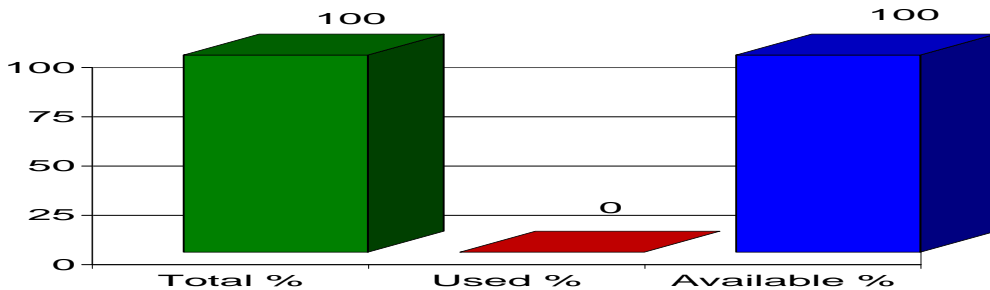
Country Neth. New Guinea (MAQ)

Date/Time Filled: Open

UOM: KG Q Level: 32,381

Ent-Qty: 0

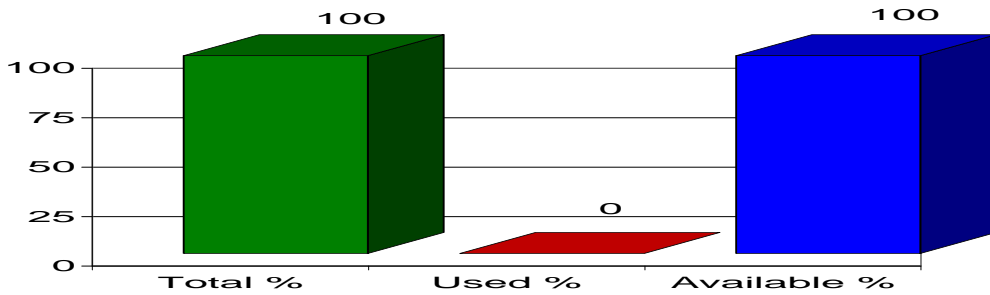
% Filled: 0



Quota Report 09/24/2012

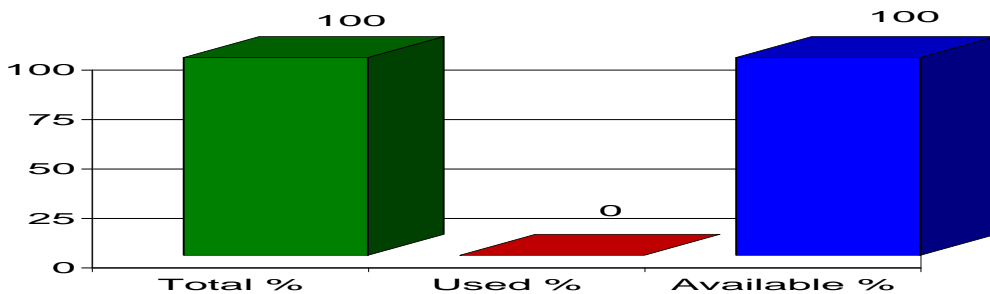
Heading: Chapter 52, Additional U.S. Note 05, Cotton NOTE: For "\*" countries, see end of report for explanation

Period: 09/20/2012 Through: 09/19/2013  
 Country: Eastern Europe (MAQ) Date/Time Filled: Open  
 UOM: KG Q Level: 215,512 Ent-Qty: 0 % Filled: 0



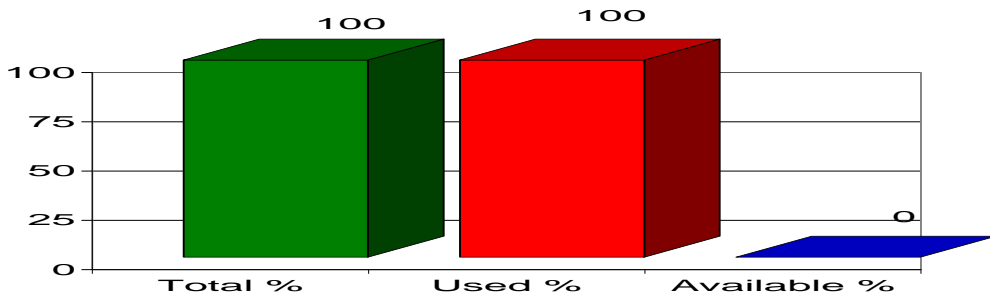
Heading: Chapter 52, Additional U.S. Note 05, Cotton NOTE: For "\*" countries, see end of report for explanation

Period: 09/20/2012 Through: 09/19/2013  
 Country: Egypt & Sudan (MAQ) Date/Time Filled: Open  
 UOM: KG Q Level: 355,532 Ent-Qty: 0 % Filled: 0



Heading: Chapter 52, Additional U.S. Note 05, Cotton NOTE: For "\*" countries, see end of report for explanation

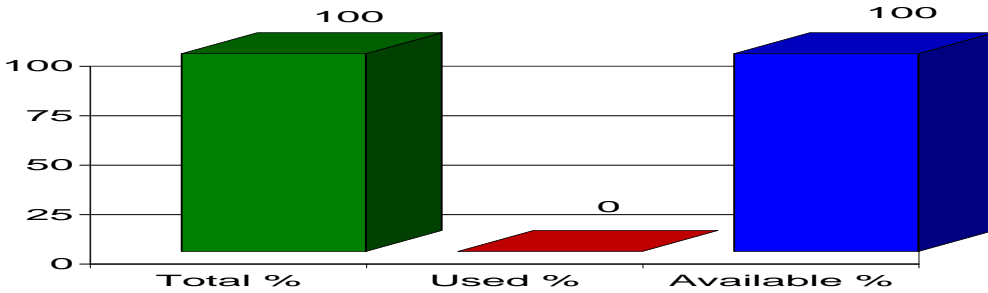
Period: 09/20/2012 Through: 09/19/2013  
 Country: Brazil (MAQ) Date/Time Filled: Open  
 UOM: KG Q Level: 280,648 Ent-Qty: 280,648 % Filled: 100



Quota Report 09/24/2012

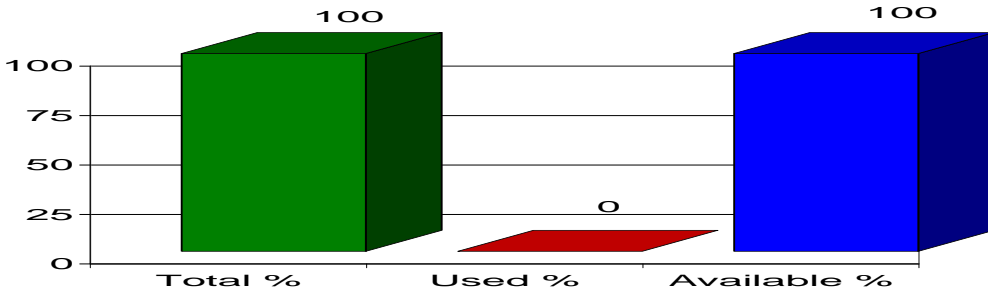
Heading: Chapter 52, Additional U.S. Note 05, Cotton NOTE: For "\*" countries, see end of report for explanation

Period: 09/20/2012 Through: 09/19/2013  
 Country: India &,Pakistan Indonesia (MAQ) Date/Time Filled: Open  
 UOM: KG Q Level: 908,764 Ent-Qty: 0 % Filled: 0



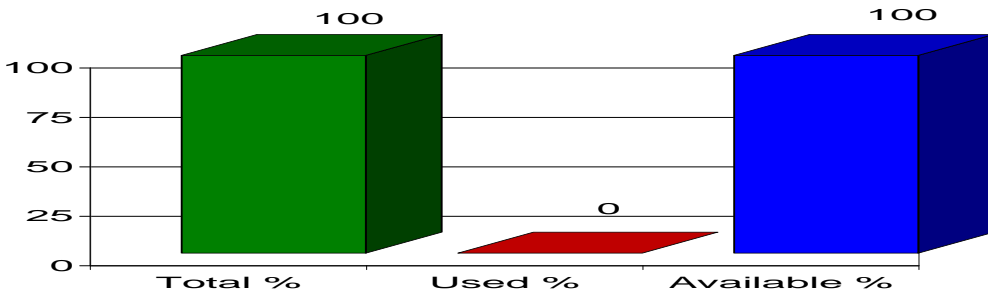
Heading: Chapter 52, Additional U.S. Note 05, Cotton NOTE: For "\*" countries, see end of report for explanation

Period: 09/20/2012 Through: 09/19/2013  
 Country: Kenya,Uganda (MAQ) Date/Time Filled: Open  
 UOM: KG Q Level: 1,016 Ent-Qty: 0 % Filled: 0



Heading: Chapter 52, Additional U.S. Note 05, Cotton NOTE: For "\*" countries, see end of report for explanation

Period: 09/20/2012 Through: 09/19/2013  
 Country: Global Total Date/Time Filled: Open  
 UOM: KG Q Level: 17,652,000 Ent-Qty: 0 % Filled: 0



Quota Report 09/24/2012

Heading: Chapter 52, Additional U.S. Note 05, Cotton NOTE: For "\*" countries, see end of report for explanation

Period: 09/20/2012

Through: 09/19/2013

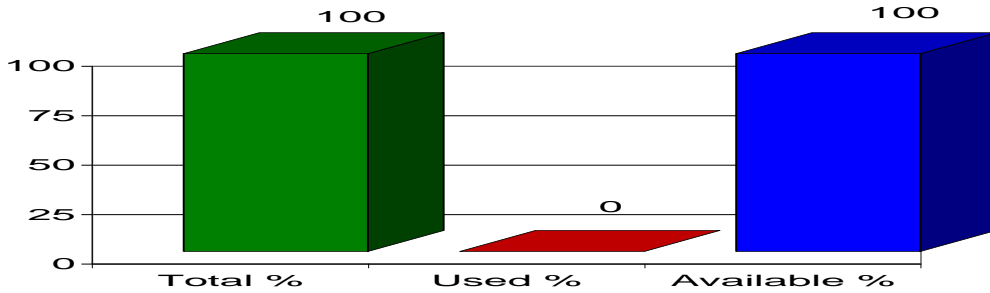
Country Aggregate Total

Date/Time Filled: Open

UOM: KG Q Level: 20,207,050

Ent-Qty: 0

% Filled: 0



Heading: Chapter 52, Additional U.S. Note 05, Cotton NOTE: For "\*" countries, see end of report for explanation

Period: 09/20/2012

Through: 09/19/2013

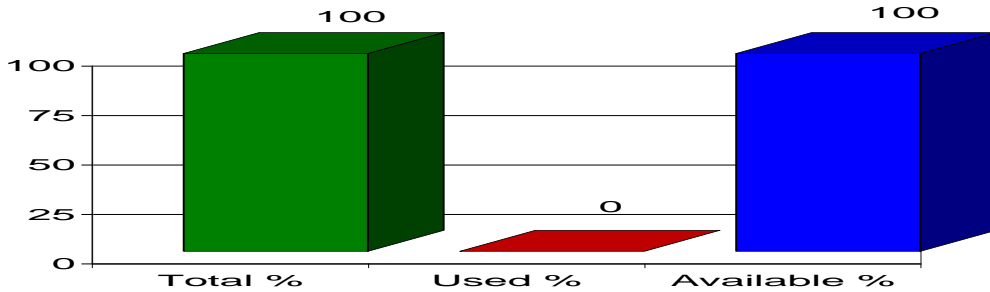
Country Argentina (MAQ)

Date/Time Filled: Open

UOM: KG Q Level: 2,360

Ent-Qty: 0

% Filled: 0



Heading: Chapter 52, Additional U.S. Note 06, Cotton, Rough or Harsh

Period: 08/01/2012

Through: 07/31/2013

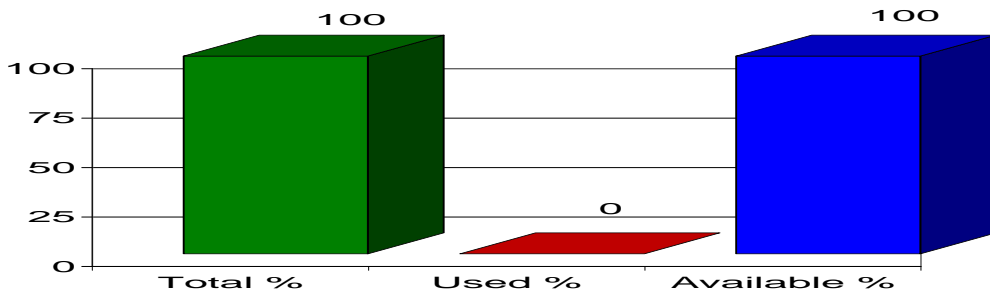
Country Any WTO Country

Date/Time Filled: Open

UOM: KG Q Level: 1,400,000

Ent-Qty: 0

% Filled: 0





Quota Report 09/24/2012

Heading: Chapter 52, Additional U.S. Note 07, Cotton

Period: 08/01/2012

Through:

07/31/2013

Country: Any WTO Country

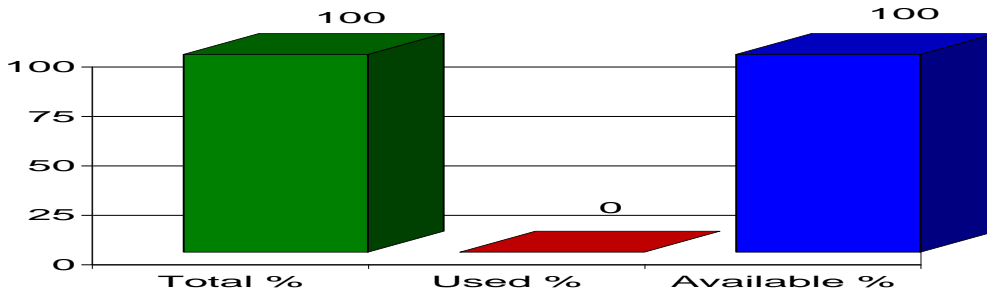
Date/Time Filled:

Open

UOM: KG Q Level: 5,201,003,401

Ent-Qty: 0

% Filled: 0



Heading: Chapter 52, Additional U.S. Note 08, Cotton

Period: 08/01/2012

Through:

07/31/2013

Country: Any WTO Country

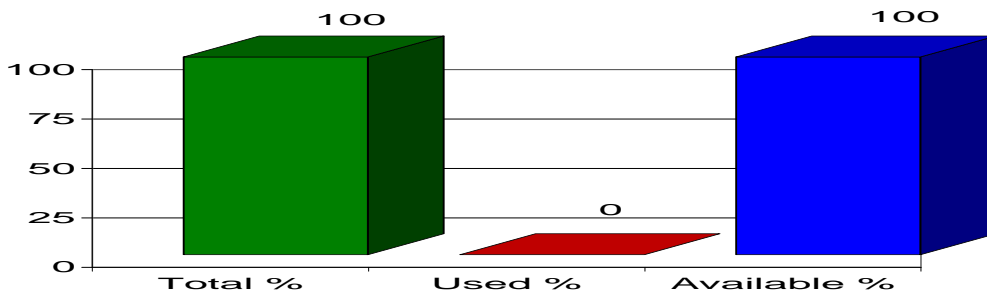
Date/Time Filled:

Open

UOM: KG Q Level: 40,100,000

Ent-Qty: 0

% Filled: 0



Heading: Chapter 52, Additional U.S. Note 09, Cotton, Card Strips

Period: 09/20/2012

Through:

09/19/2013

Country: Belgium (MAQ)

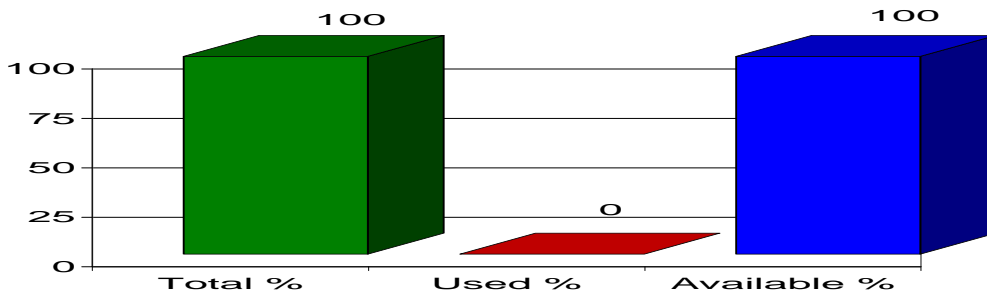
Date/Time Filled:

Open

UOM: KG Q Level: 5,830

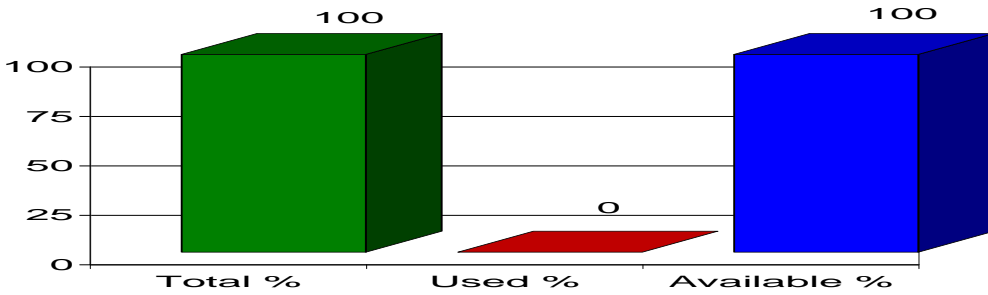
Ent-Qty: 0

% Filled: 0

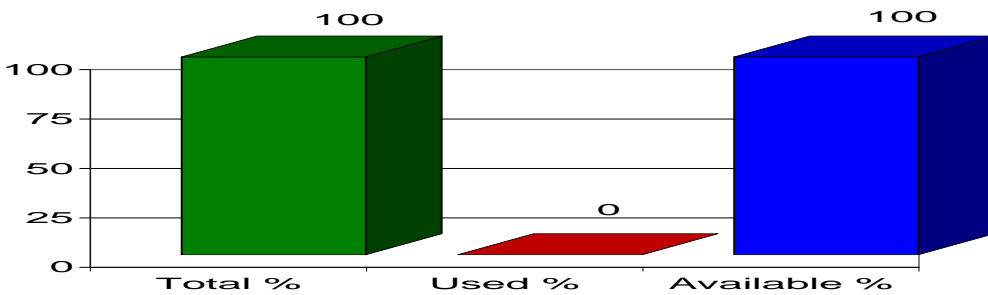


Quota Report 09/24/2012

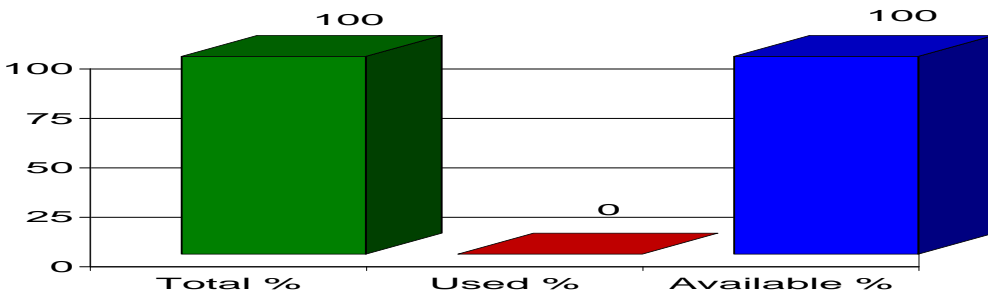
**Heading:** Chapter 52, Additional U.S. Note 09, Cotton, Card Strips  
**Period:** 09/20/2012 **Through:** 09/19/2013  
**Country:** Canada (MAQ) **Date/Time Filled:** Open  
**UOM:** KG **Q Level:** 108,721 **Ent-Qty:** 0 **% Filled:** 0



**Heading:** Chapter 52, Additional U.S. Note 09, Cotton, Card Strips  
**Period:** 09/20/2012 **Through:** 09/19/2013  
**Country:** Switzerland (MAQ) **Date/Time Filled:** Open  
**UOM:** KG **Q Level:** 6,711 **Ent-Qty:** 0 **% Filled:** 0

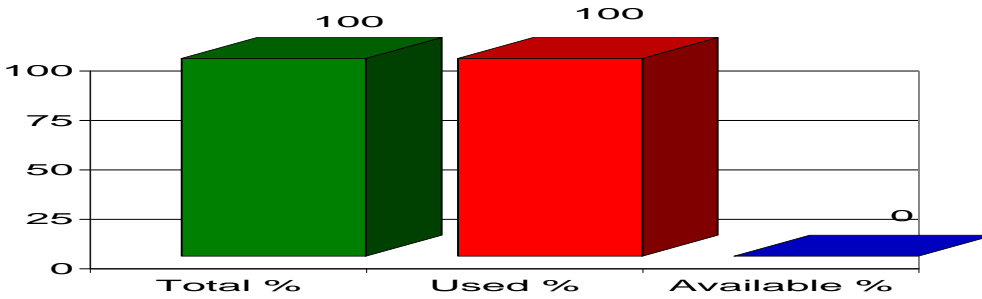


**Heading:** Chapter 52, Additional U.S. Note 09, Cotton, Card Strips  
**Period:** 09/20/2012 **Through:** 09/19/2013  
**Country:** China (MAQ) **Date/Time Filled:** Open  
**UOM:** KG **Q Level:** 7,857 **Ent-Qty:** 0 **% Filled:** 0

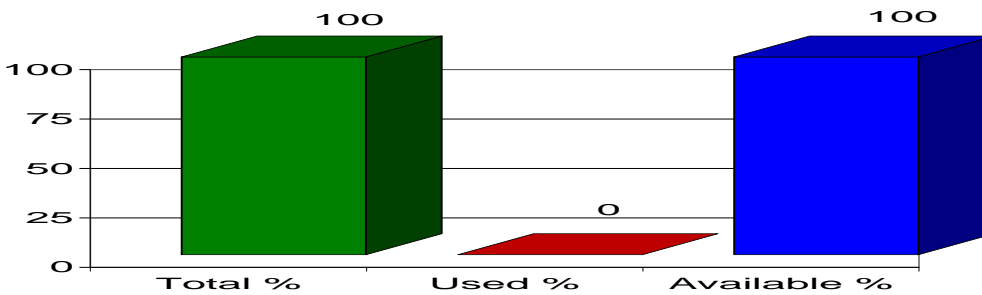


Quota Report 09/24/2012

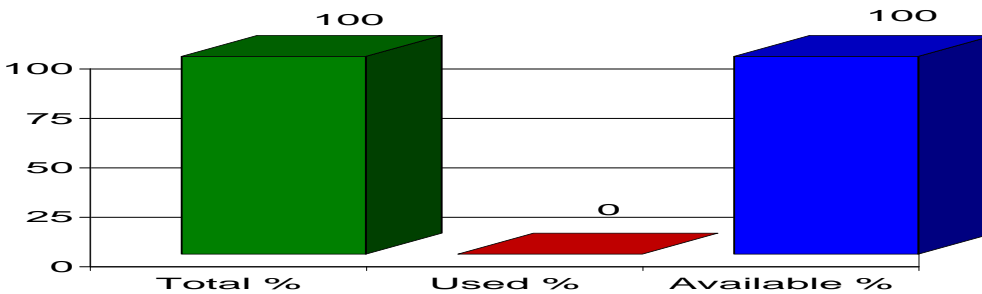
**Heading:** Chapter 52, Additional U.S. Note 09, Cotton, Card Strips  
**Period:** 09/20/2012 **Through:** 09/19/2013  
**Country:** Cuba (MAQ) **Date/Time Filled:** Open  
**UOM:** KG **Q Level:** 2,968 **Ent-Qty:** BANNED **% Filled:** 100



**Heading:** Chapter 52, Additional U.S. Note 09, Cotton, Card Strips  
**Period:** 09/20/2012 **Through:** 09/19/2013  
**Country:** Germany (MAQ) **Date/Time Filled:** Open  
**UOM:** KG **Q Level:** 11,540 **Ent-Qty:** 0 **% Filled:** 0

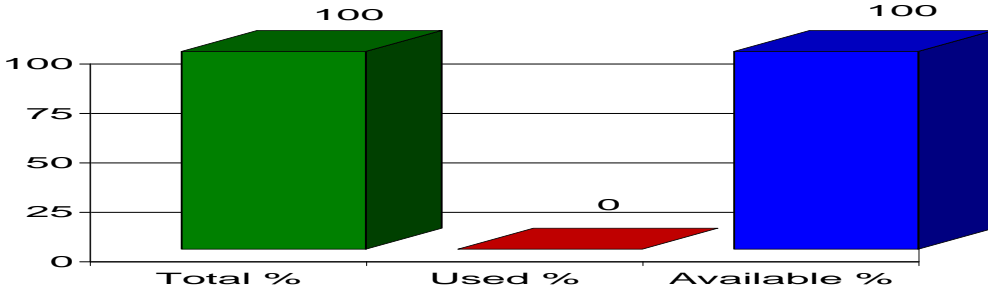


**Heading:** Chapter 52, Additional U.S. Note 09, Cotton, Card Strips  
**Period:** 09/20/2012 **Through:** 09/19/2013  
**Country:** France (MAQ) **Date/Time Filled:** Open  
**UOM:** KG **Q Level:** 34,385 **Ent-Qty:** 0 **% Filled:** 0

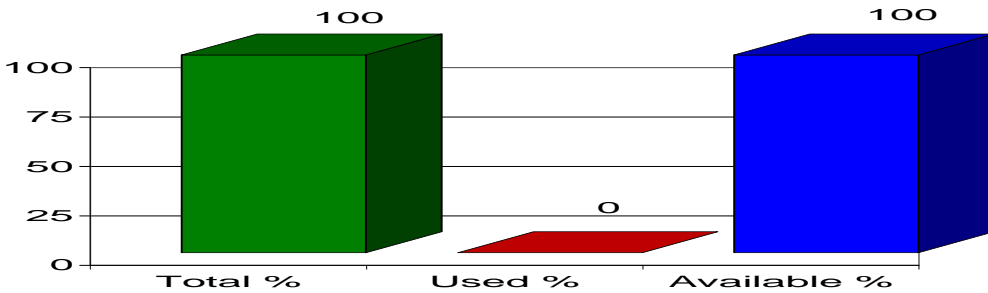


Quota Report 09/24/2012

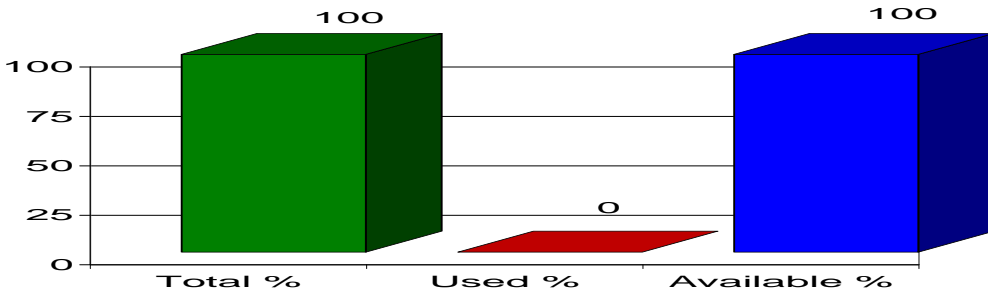
Heading: Chapter 52, Additional U.S. Note 09, Cotton, Card Strips  
Period: 09/20/2012 Through: 09/19/2013  
Country: United Kingdom (MAQ) Date/Time Filled: Open  
UOM: KG Q Level: 653,695 Ent-Qty: 0 % Filled: 0



Heading: Chapter 52, Additional U.S. Note 09, Cotton, Card Strips  
Period: 09/20/2012 Through: 09/19/2013  
Country: Italy (MAQ) Date/Time Filled: Open  
UOM: KG Q Level: 3,215 Ent-Qty: 0 % Filled: 0

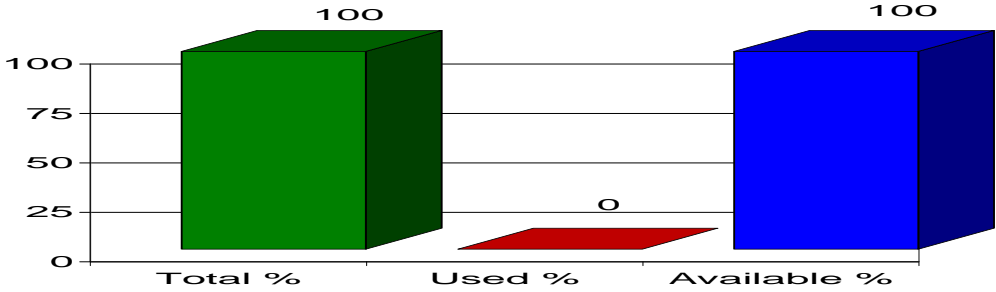


Heading: Chapter 52, Additional U.S. Note 09, Cotton, Card Strips  
Period: 09/20/2012 Through: 09/19/2013  
Country: Japan (MAQ) Date/Time Filled: Open  
UOM: KG Q Level: 154,917 Ent-Qty: 0 % Filled: 0

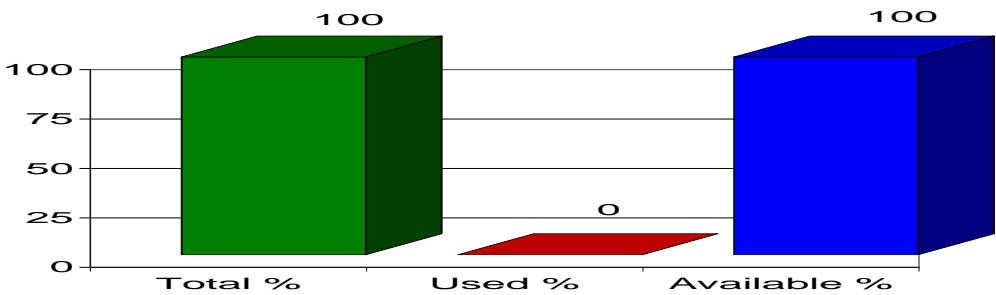


Quota Report 09/24/2012

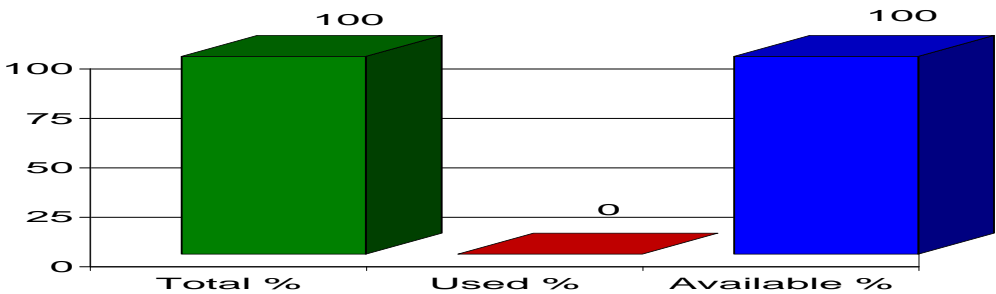
**Heading:** Chapter 52, Additional U.S. Note 09, Cotton, Card Strips  
**Period:** 09/20/2012 **Through:** 09/19/2013  
**Country:** Netherlands (MAQ) **Date/Time Filled:** Open  
**UOM:** KG **Q Level:** 0 **Ent-Qty:** 0 **% Filled:** 0



**Heading:** Chapter 52, Additional U.S. Note 09, Cotton, Card Strips  
**Period:** 09/20/2012 **Through:** 09/19/2013  
**Country:** India & Pakistan (MAQ) **Date/Time Filled:** Open  
**UOM:** KG **Q Level:** 31,582 **Ent-Qty:** 0 **% Filled:** 0

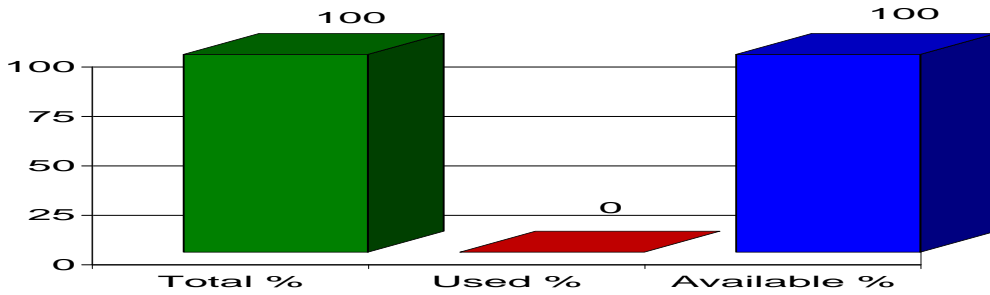


**Heading:** Chapter 52, Additional U.S. Note 09, Cotton, Card Strips  
**Period:** 09/20/2012 **Through:** 09/19/2013  
**Country:** Any WTO Country **Date/Time Filled:** Open  
**UOM:** KG **Q Level:** 2,500,000 **Ent-Qty:** 0 **% Filled:** 0

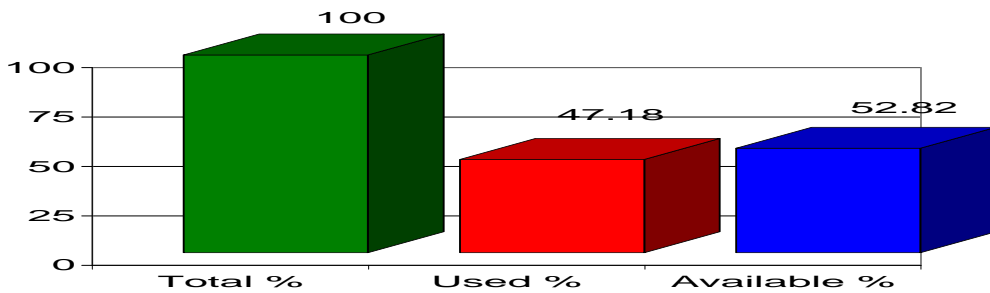


Quota Report 09/24/2012

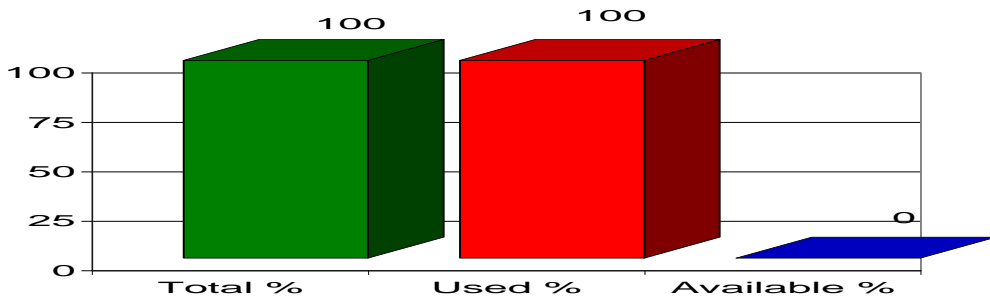
**Heading:** Chapter 52, Additional U.S. Note 10, Fibers of Cotton  
**Period:** 09/11/2012 **Through:** 09/10/2013  
**Country:** Any WTO Country **Date/Time Filled:** Open  
**UOM:** KG **Q Level:** 2,500 **Ent-Qty:** 0 **% Filled:** 0



**Heading:** Chapter 96, 9603.10.05 - Whiskbrooms  
**Period:** 01/01/2012 **Through:** 12/31/2012  
**Country:** All Countries **Date/Time Filled:** Open  
**UOM:** NO **Q Level:** 739,860 **Ent-Qty:** 349,064 **% Filled:** 47.18

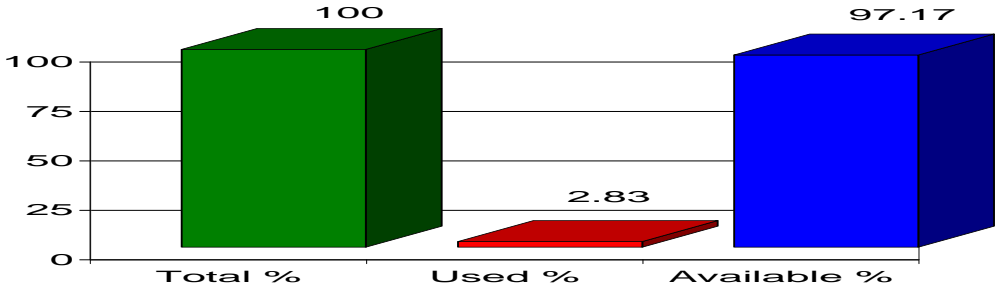


**Heading:** Chapter 96, 9603.10.40 - Other Brooms  
**Period:** 01/01/2012 **Through:** 12/31/2012  
**Country:** All Countries **Date/Time Filled:** 03/19/2012 14:30  
**UOM:** NO **Q Level:** 1,457,736 **Ent-Qty:** 1,457,736 **% Filled:** 100

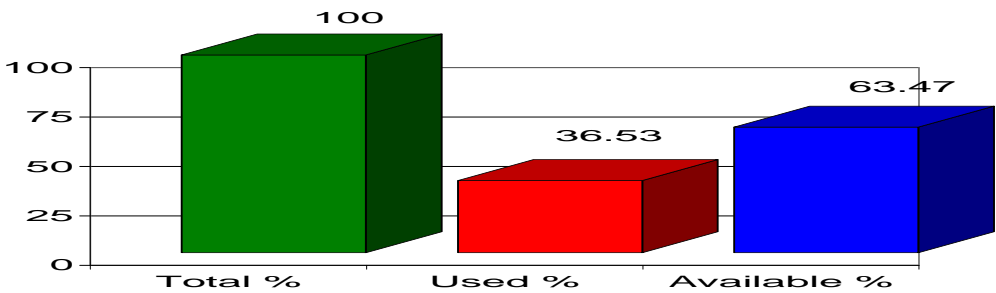


Quota Report 09/24/2012

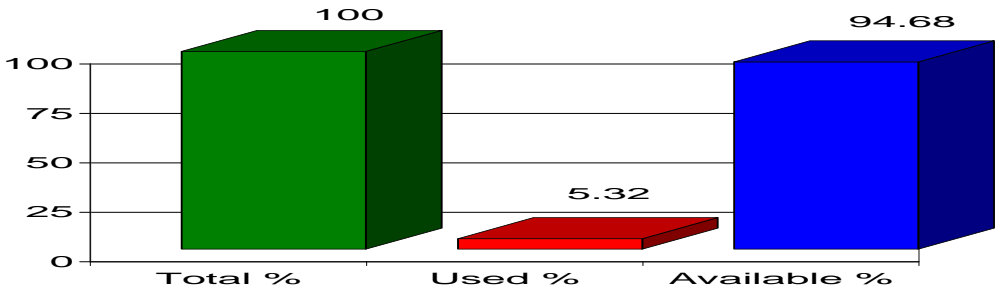
**Heading:** Chapter 99, 9902.51.11 - Worsted Wool Fabrics - \*Need OTEXA License to Qualify\*  
**Period:** 01/01/2012 **Through:** 12/31/2012  
**Country:** All Countries **Date/Time Filled:** Open  
**UOM:** M2 **Q Level:** 5,500,000 **Ent-Qty:** 155,730 **% Filled:** 2.83



**Heading:** Chapter 99, 9902.51.15 - Worsted Wool Fabrics - \*Need OTEXA License to Qualify\*  
**Period:** 01/01/2012 **Through:** 12/31/2012  
**Country:** All Countries **Date/Time Filled:** Open  
**UOM:** M2 **Q Level:** 5,000,000 **Ent-Qty:** 1,826,419 **% Filled:** 36.53

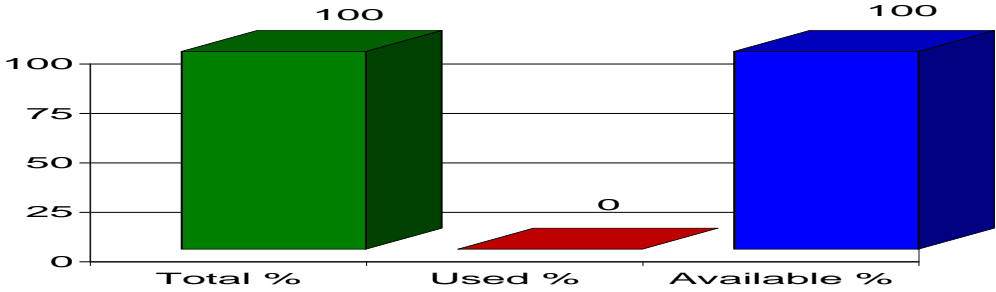


**Heading:** Chapter 99, 9902.51.16 - Worsted Wool Fabrics - \*Need OTEXA License to Qualify\*  
**Period:** 01/01/2012 **Through:** 12/31/2012  
**Country:** All Countries **Date/Time Filled:** Open  
**UOM:** M2 **Q Level:** 2,000,000 **Ent-Qty:** 106,361 **% Filled:** 5.32



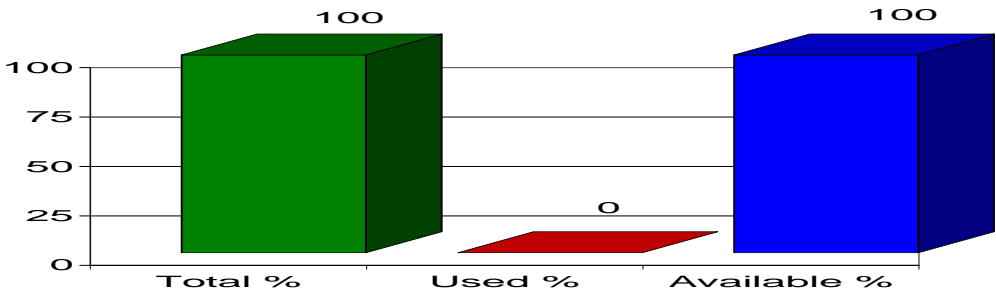
Quota Report 09/24/2012

Heading: Chapter 99, 9903.52 - Upland Cotton - Agriculture Announcement #01  
Period: 08/23/2012 Through: 02/18/2013  
Country: Any Country Date/Time Filled: Open  
UOM: KG Q Level: 13,516,971 Ent-Qty: 0 % Filled: 0



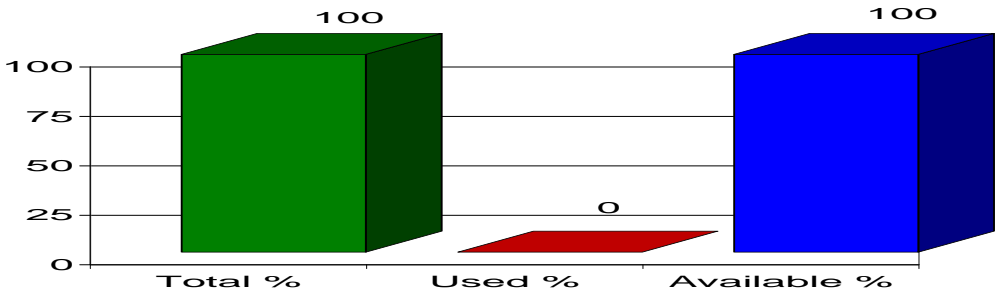
---

Heading: Chapter 99, 9903.52 - Upland Cotton - Agriculture Announcement #02  
Period: 08/30/2012 Through: 02/25/2013  
Country: Any Country Date/Time Filled: Open  
UOM: KG Q Level: 13,516,971 Ent-Qty: 0 % Filled: 0



---

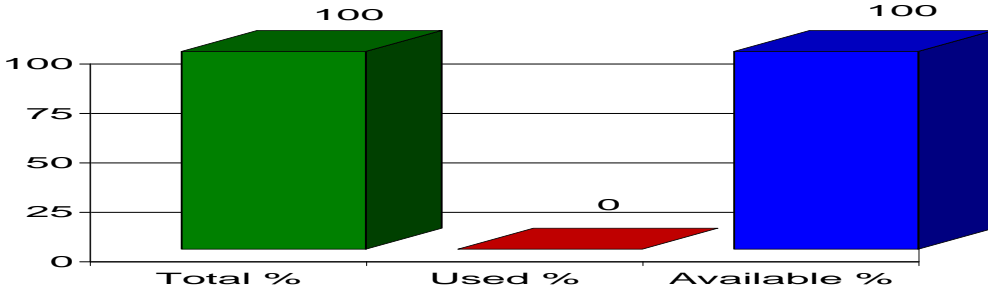
Heading: Chapter 99, 9903.52 - Upland Cotton - Agriculture Announcement #03  
Period: 09/06/2012 Through: 03/04/2013  
Country: Any Country Date/Time Filled: Open  
UOM: KG Q Level: 13,516,971 Ent-Qty: 0 % Filled: 0



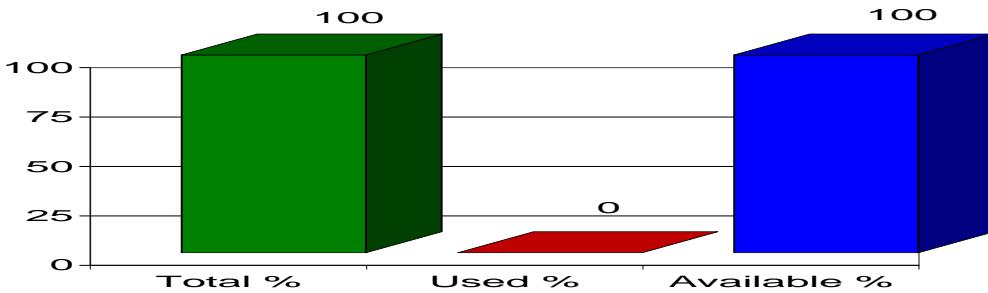


Quota Report 09/24/2012

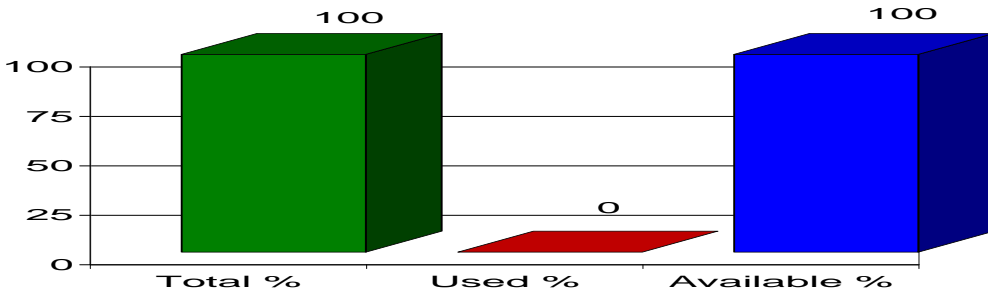
**Heading:** Chapter 99, 9903.52 - Upland Cotton - Agriculture Announcement #04  
**Period:** 09/13/2012 **Through:** 03/11/2013  
**Country:** Any Country **Date/Time Filled:** Open  
**UOM:** KG **Q Level:** 13,516,971 **Ent-Qty:** 0 **% Filled:** 0



**Heading:** Chapter 99, 9903.52 - Upland Cotton - Agriculture Announcement #05  
**Period:** 09/20/2012 **Through:** 03/18/2013  
**Country:** Any Country **Date/Time Filled:** Open  
**UOM:** KG **Q Level:** 13,516,971 **Ent-Qty:** 0 **% Filled:** 0



**Heading:** Chapter 99, 9903.52 - Upland Cotton - Agriculture Announcement #06  
**Period:** 03/29/2012 **Through:** 09/24/2012  
**Country:** Any Country **Date/Time Filled:** Open  
**UOM:** KG **Q Level:** 14,594,057 **Ent-Qty:** 0 **% Filled:** 0



Quota Report 09/24/2012

Heading: Chapter 99, 9903.52 - Upland Cotton - Agriculture Announcement #07

Period: 04/05/2012

Through: 10/01/2012

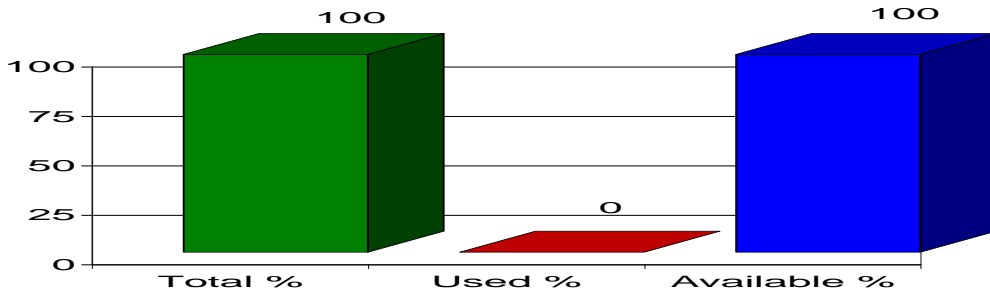
Country: Any Country

Date/Time Filled: Open

UOM: KG Q Level: 14,594,057

Ent-Qty: 0

% Filled: 0



Heading: Chapter 99, 9903.52 - Upland Cotton - Agriculture Announcement #08

Period: 04/12/2012

Through: 10/08/2012

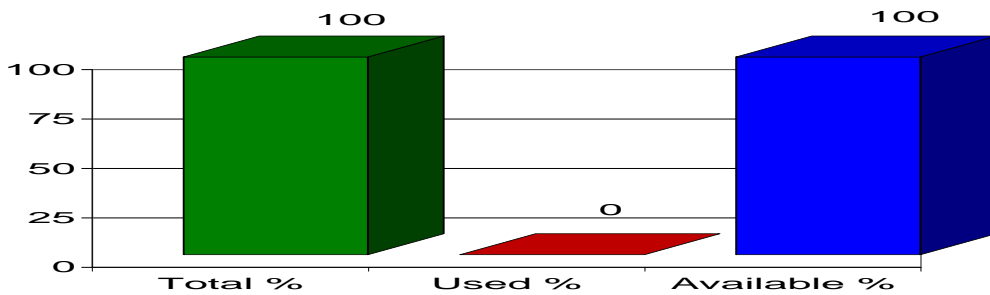
Country: Any Country

Date/Time Filled: Open

UOM: KG Q Level: 14,594,057

Ent-Qty: 0

% Filled: 0



Heading: Chapter 99, 9903.52 - Upland Cotton - Agriculture Announcement #09

Period: 04/19/2012

Through: 10/15/2012

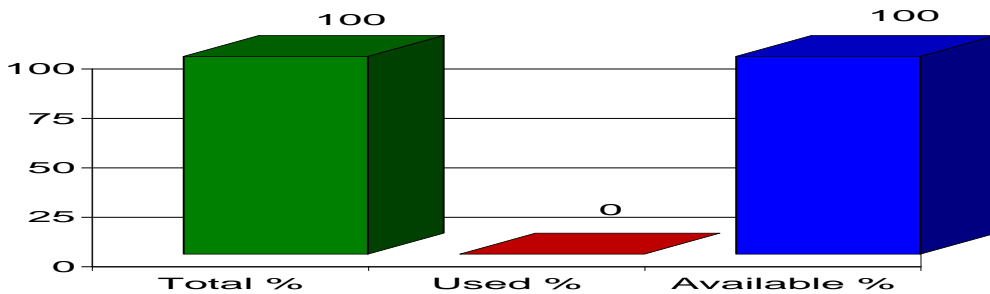
Country: Any Country

Date/Time Filled: Open

UOM: KG Q Level: 14,594,057

Ent-Qty: 0

% Filled: 0



Quota Report 09/24/2012

Heading: Chapter 99, 9903.52 - Upland Cotton - Agriculture Announcement #10

Period: 04/26/2012

Through: 10/22/2012

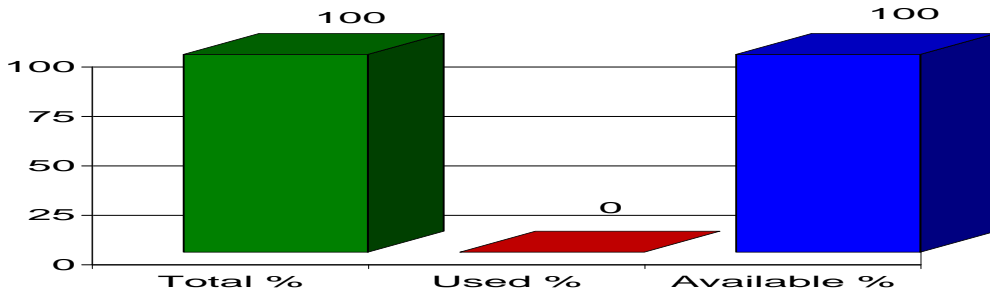
Country: Any Country

Date/Time Filled: Open

UOM: KG Q Level: 14,594,057

Ent-Qty: 0

% Filled: 0



Heading: Chapter 99, 9903.52 - Upland Cotton - Agriculture Announcement #11

Period: 05/03/2012

Through: 10/29/2012

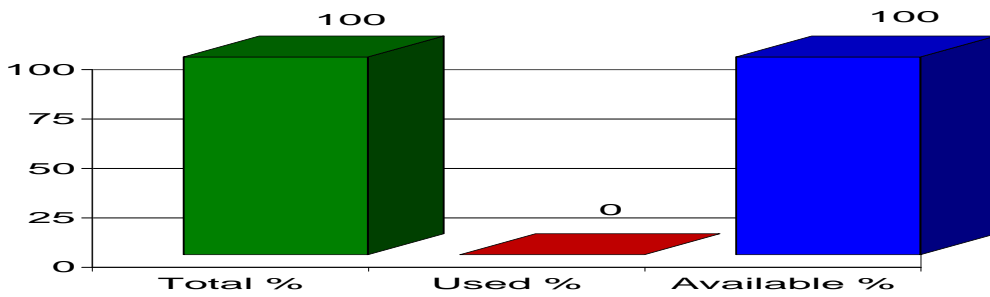
Country: Any Country

Date/Time Filled: Open

UOM: KG Q Level: 14,594,057

Ent-Qty: 0

% Filled: 0



Heading: Chapter 99, 9903.52 - Upland Cotton - Agriculture Announcement #12

Period: 05/10/2012

Through: 11/05/2012

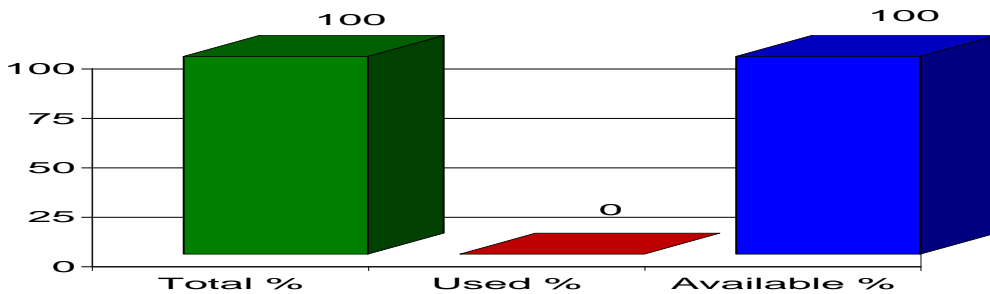
Country: Any Country

Date/Time Filled: Open

UOM: KG Q Level: 14,594,057

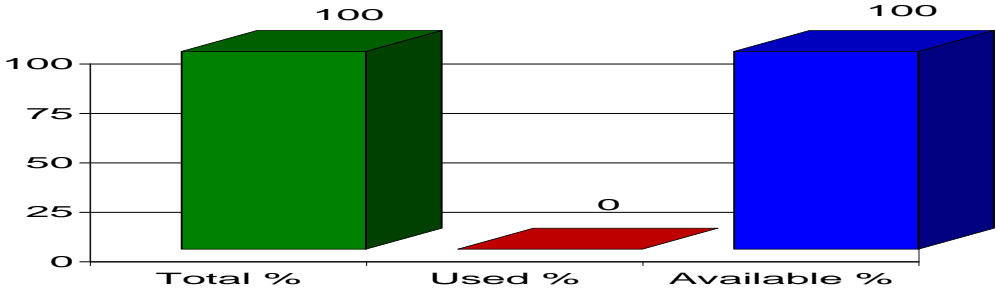
Ent-Qty: 0

% Filled: 0



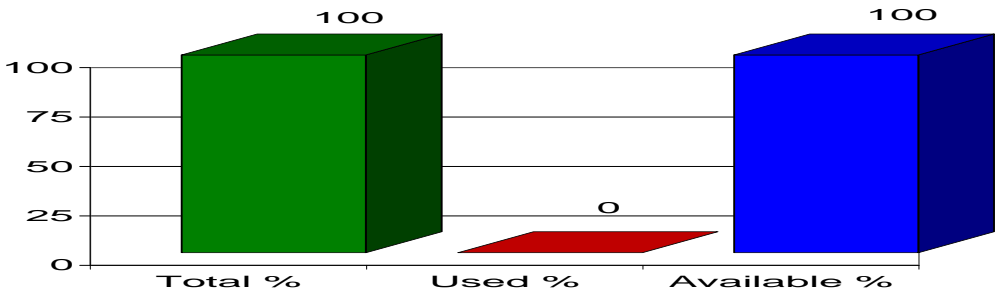
Quota Report 09/24/2012

Heading: Chapter 99, 9903.52 - Upland Cotton - Agriculture Announcement #13  
Period: 05/17/2012 Through: 11/12/2012  
Country: Any Country Date/Time Filled: Open  
UOM: KG Q Level: 14,594,057 Ent-Qty: 0 % Filled: 0



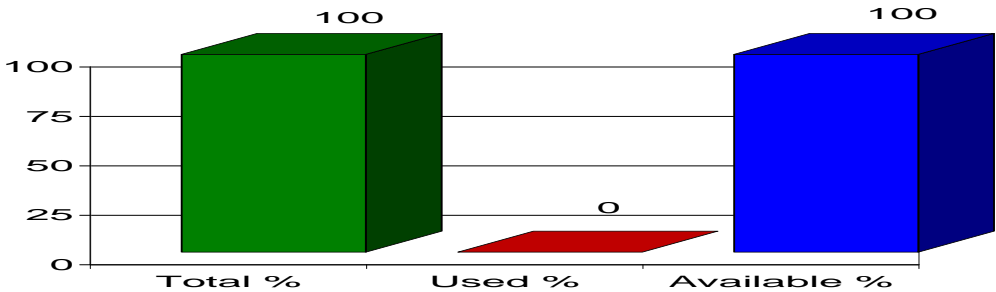
---

Heading: Chapter 99, 9903.52 - Upland Cotton - Agriculture Announcement #14  
Period: 05/22/2012 Through: 11/19/2012  
Country: Any Country Date/Time Filled: Open  
UOM: KG Q Level: 14,594,057 Ent-Qty: 0 % Filled: 0



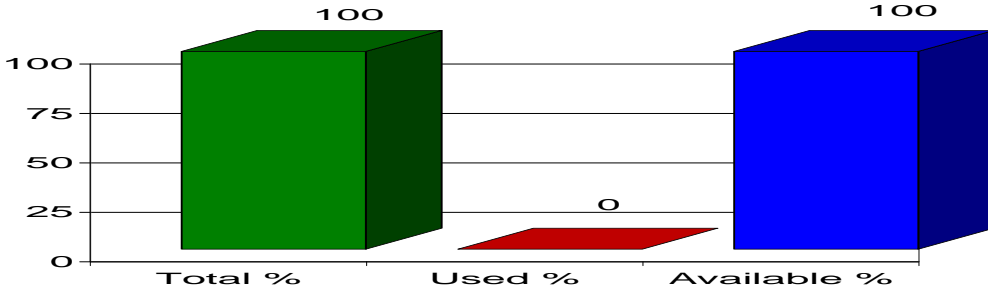
---

Heading: Chapter 99, 9903.52 - Upland Cotton - Agriculture Announcement #15  
Period: 05/31/2012 Through: 11/26/2012  
Country: Any Country Date/Time Filled: Open  
UOM: KG Q Level: 14,594,057 Ent-Qty: 0 % Filled: 0

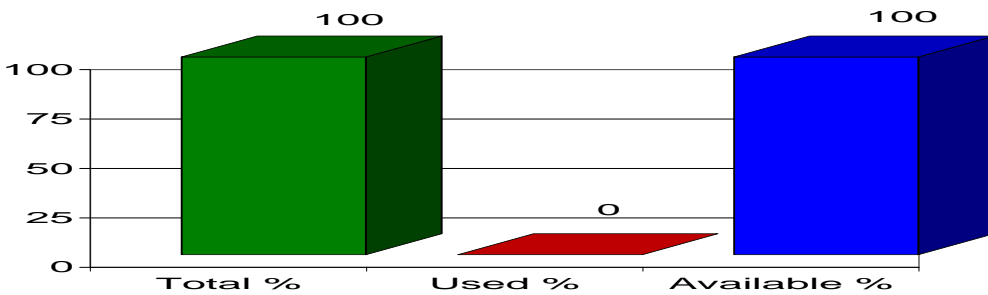


Quota Report 09/24/2012

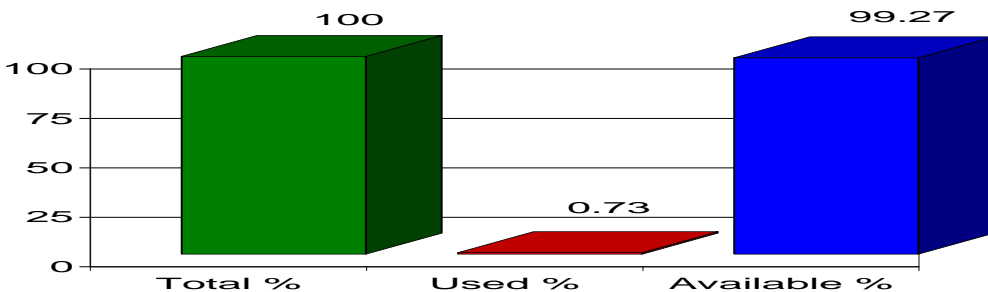
**Heading:** Chapter 99, 9903.52 - Upland Cotton - Agriculture Announcement #16  
**Period:** 06/07/2012 **Through:** 12/03/2012  
**Country:** Any Country **Date/Time Filled:** Open  
**UOM:** KG **Q Level:** 15,091,522 **Ent-Qty:** 0 **% Filled:** 0



**Heading:** Chapter 99, 9903.52 - Upland Cotton - Agriculture Announcement #17  
**Period:** 06/14/2012 **Through:** 12/10/2012  
**Country:** Any Country **Date/Time Filled:** Open  
**UOM:** KG **Q Level:** 15,091,522 **Ent-Qty:** 0 **% Filled:** 0

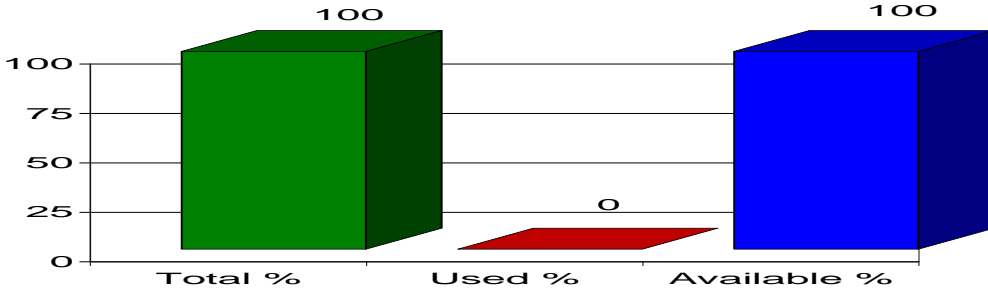


**Heading:** Chapter 99, 9903.52 - Upland Cotton - Agriculture Announcement #18  
**Period:** 06/21/2012 **Through:** 12/17/2012  
**Country:** Any Country **Date/Time Filled:** Open  
**UOM:** KG **Q Level:** 14,096,929 **Ent-Qty:** 103,105 **% Filled:** 0.73

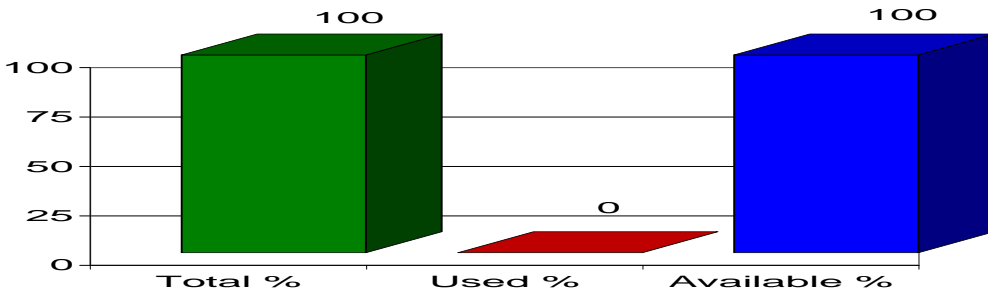


Quota Report 09/24/2012

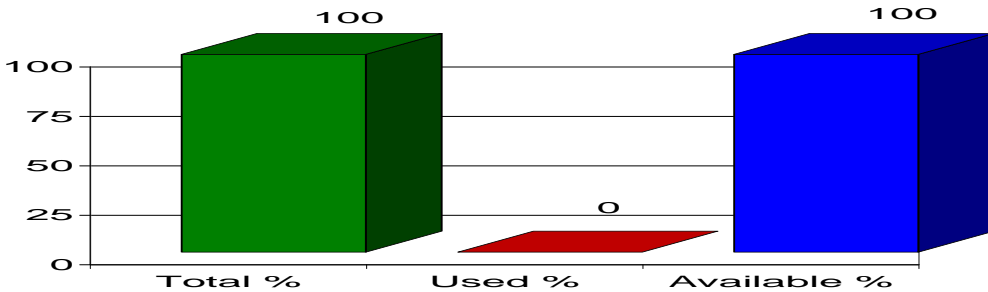
**Heading:** Chapter 99, 9903.52 - Upland Cotton - Agriculture Announcement #19  
**Period:** 06/28/2012 **Through:** 12/24/2012  
**Country:** Any Country **Date/Time Filled:** Open  
**UOM:** KG **Q Level:** 14,096,929 **Ent-Qty:** 0 **% Filled:** 0



**Heading:** Chapter 99, 9903.52 - Upland Cotton - Agriculture Announcement #20  
**Period:** 07/05/2012 **Through:** 12/31/2012  
**Country:** Any Countries **Date/Time Filled:** Open  
**UOM:** KG **Q Level:** 13,469,571 **Ent-Qty:** 0 **% Filled:** 0

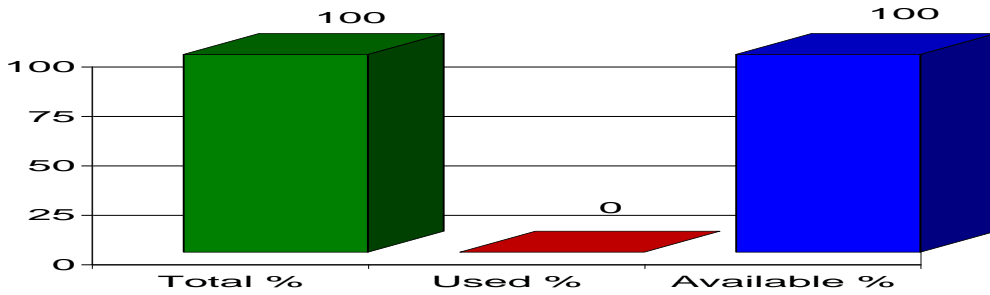


**Heading:** Chapter 99, 9903.52 - Upland Cotton - Agriculture Announcement #21  
**Period:** 07/12/2012 **Through:** 01/07/2013  
**Country:** Any Country **Date/Time Filled:** Open  
**UOM:** KG **Q Level:** 13,484,389 **Ent-Qty:** 0 **% Filled:** 0

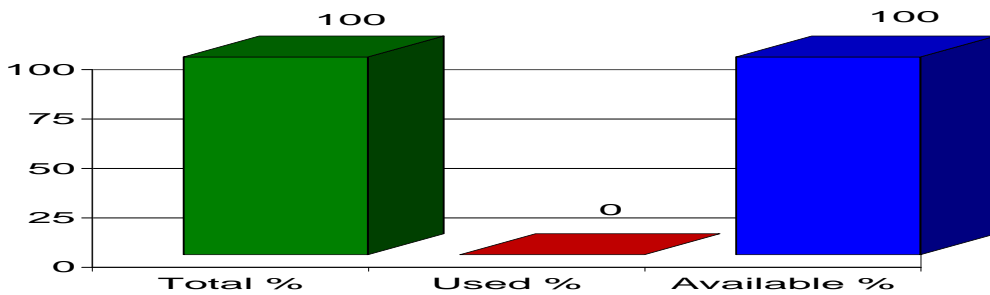


Quota Report 09/24/2012

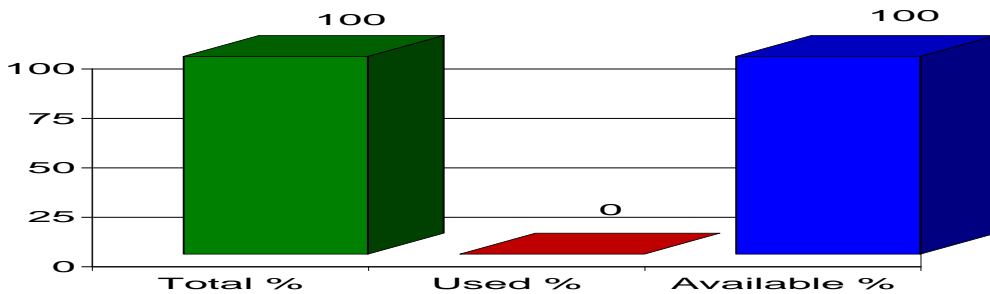
**Heading:** Chapter 99, 9903.52 - Upland Cotton - Agriculture Announcement #22  
**Period:** 01/19/2012 **Through:** 01/14/2013  
**Country:** Any Country **Date/Time Filled:** Open  
**UOM:** KG **Q Level:** 13,490,489 **Ent-Qty:** 0 **% Filled:** 0



**Heading:** Chapter 99, 9903.52 - Upland Cotton - Agriculture Announcement #23  
**Period:** 07/26/2012 **Through:** 01/21/2013  
**Country:** Any Country **Date/Time Filled:** Open  
**UOM:** KG **Q Level:** 13,517,512 **Ent-Qty:** 0 **% Filled:** 0

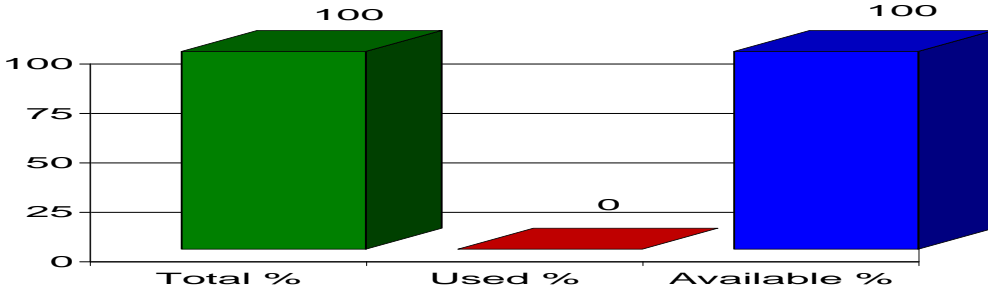


**Heading:** Chapter 99, 9903.52 - Upland Cotton - Agriculture Announcement #24  
**Period:** 08/02/2012 **Through:** 01/28/2013  
**Country:** Any Country **Date/Time Filled:** Open  
**UOM:** KG **Q Level:** 13,517,512 **Ent-Qty:** 0 **% Filled:** 0

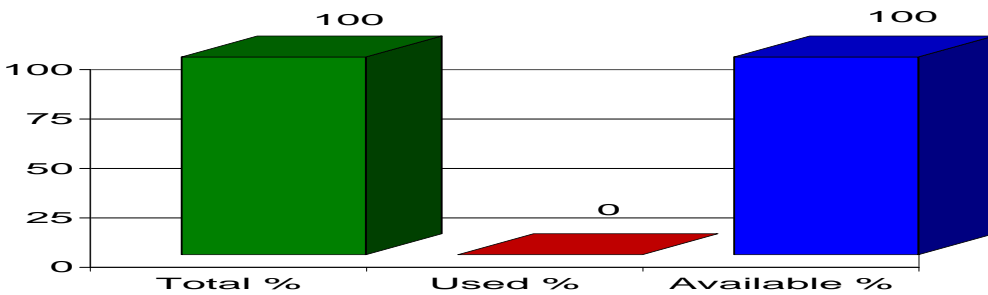


Quota Report 09/24/2012

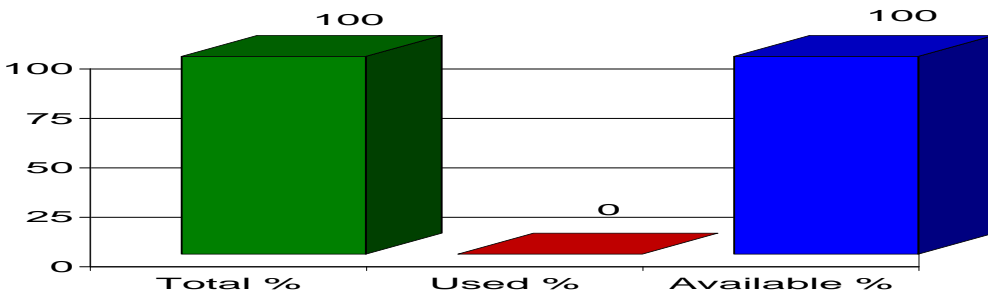
**Heading:** Chapter 99, 9903.52 - Upland Cotton - Agriculture Announcement #25  
**Period:** 08/09/2012 **Through:** 02/04/2013  
**Country:** Any Country **Date/Time Filled:** Open  
**UOM:** KG **Q Level:** 13,517,512 **Ent-Qty:** 0 **% Filled:** 0



**Heading:** Chapter 99, 9903.52 - Upland Cotton - Agriculture Announcement #26  
**Period:** 08/16/2012 **Through:** 02/11/2013  
**Country:** Any Country **Date/Time Filled:** Open  
**UOM:** KG **Q Level:** 13,516,971 **Ent-Qty:** 0 **% Filled:** 0



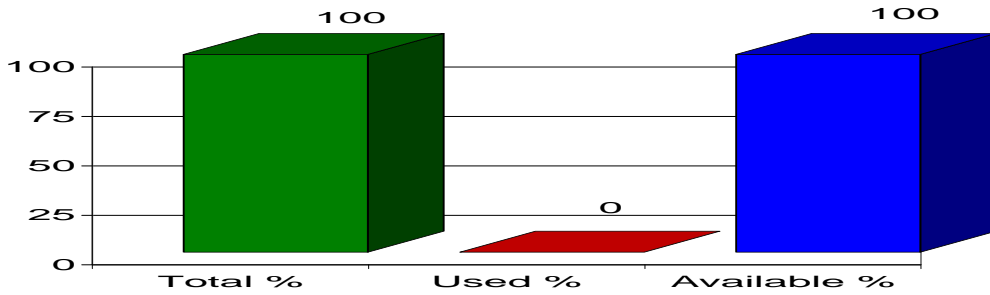
**Heading:** Colombia - Free Trade Beef High  
**Period:** 05/15/2012 **Through:** 12/31/2012  
**Country:** Colombia **Date/Time Filled:** Open  
**UOM:** KG **Q Level:** 0 **Ent-Qty:** 0 **% Filled:** 0



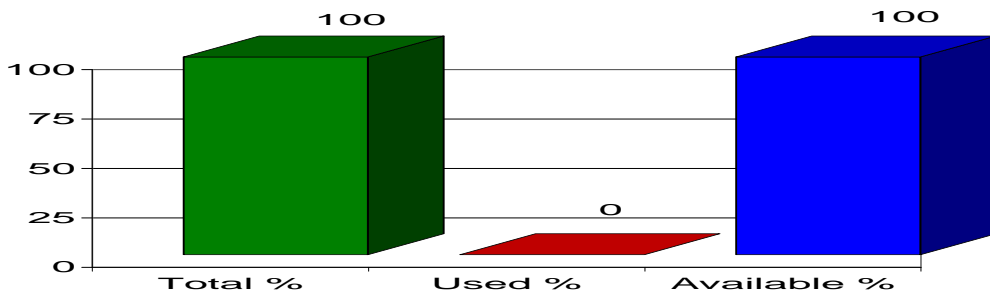


Quota Report 09/24/2012

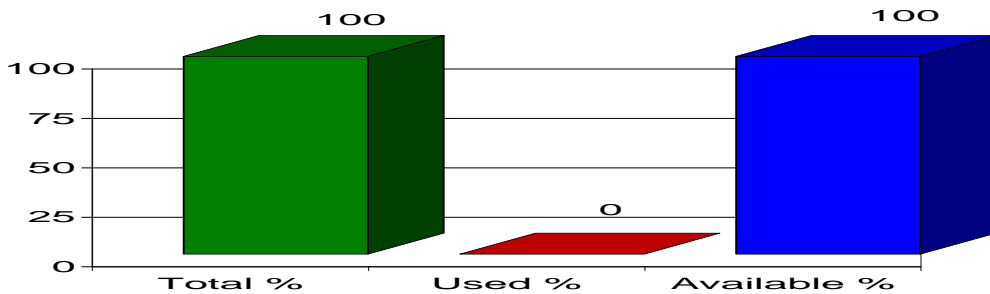
**Heading:** Colombia - Free Trade Beef USN 3a  
**Period:** 05/15/2012 **Through:** 12/31/2012  
**Country:** Colombia **Date/Time Filled:** Open  
**UOM:** KG **Q Level:** 5,250,000 **Ent-Qty:** 0 **% Filled:** 0



**Heading:** Colombia - Free Trade Beef USN 3b  
**Period:** 05/15/2012 **Through:** 12/31/2012  
**Country:** Colombia **Date/Time Filled:** Open  
**UOM:** KG **Q Level:** 2,100,000 **Ent-Qty:** 0 **% Filled:** 0

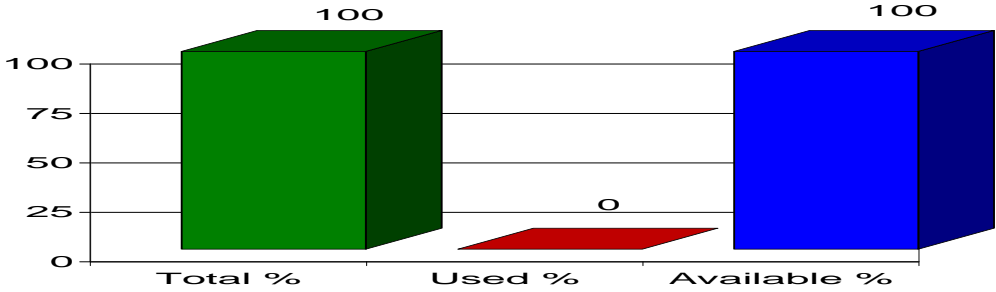


**Heading:** Colombia - Free Trade Dairy USN 4  
**Period:** 05/15/2012 **Through:** 12/31/2012  
**Country:** Colombia **Date/Time Filled:** Open  
**UOM:** KG **Q Level:** 110,000 **Ent-Qty:** 0 **% Filled:** 0

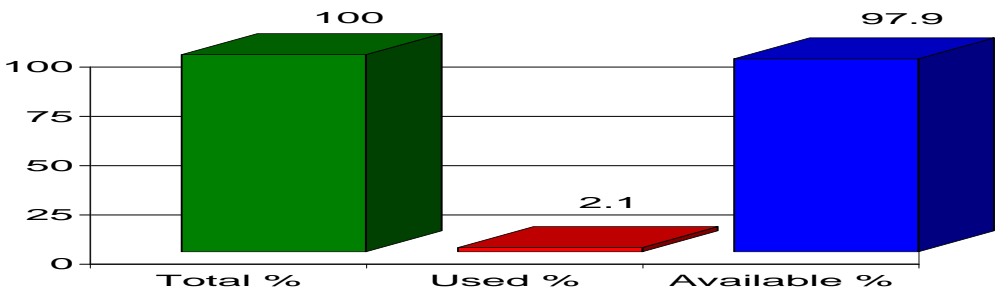


Quota Report 09/24/2012

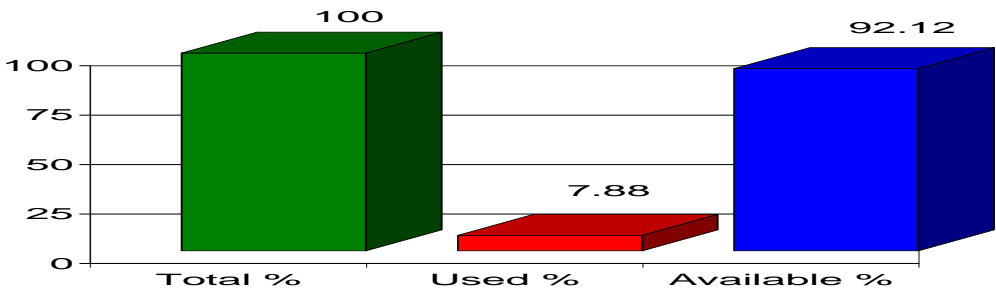
**Heading:** Colombia - Free Trade Dairy USN 5  
**Period:** 05/15/2012 **Through:** 12/31/2012  
**Country:** Colombia **Date/Time Filled:** Open  
**UOM:** KG **Q Level:** 2,200,000 **Ent-Qty:** 0 **% Filled:** 0



**Heading:** Colombia - Free Trade Dairy USN 6  
**Period:** 05/15/2012 **Through:** 12/31/2012  
**Country:** Colombia **Date/Time Filled:** Open  
**UOM:** KG **Q Level:** 5,060,000 **Ent-Qty:** 106,315 **% Filled:** 2.1

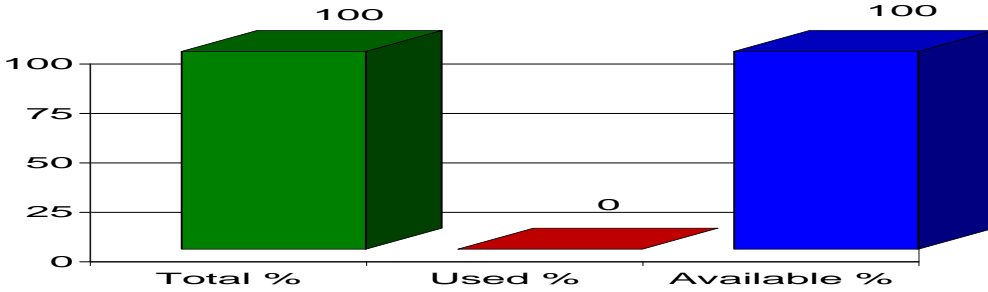


**Heading:** Colombia - Free Trade Dairy USN 7  
**Period:** 05/15/2012 **Through:** 12/31/2012  
**Country:** Colombia **Date/Time Filled:** Open  
**UOM:** KG **Q Level:** 2,200,000 **Ent-Qty:** 173,329 **% Filled:** 7.88

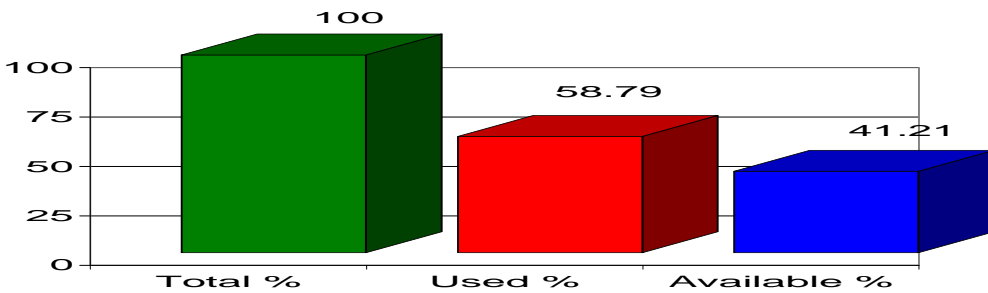


Quota Report 09/24/2012

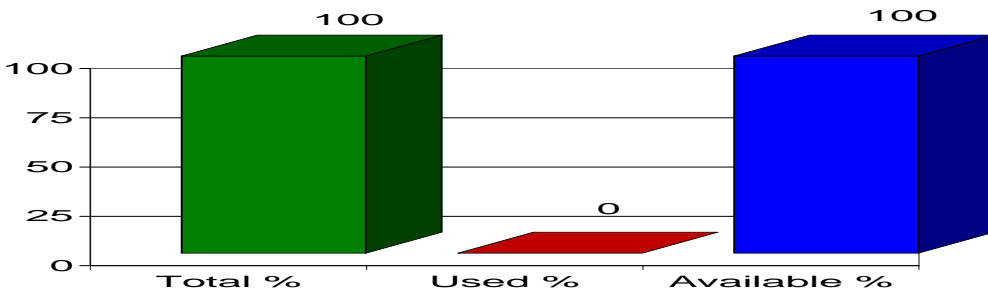
Heading: Colombia - Free Trade Ice Cream USN 8  
 Period: 05/15/2012 Through: 12/31/2012  
 Country: Colombia Date/Time Filled: Open  
 UOM: KG Q Level: 330,000 Ent-Qty: 0 % Filled: 0



Heading: Colombia - Free Trade Sugar GEN NOTE 32  
 Period: 05/15/2012 Through: 12/31/2012  
 Country: Colombia Date/Time Filled: Open  
 UOM: KG Q Level: 50,000,000 Ent-Qty: 29,394,596 % Filled: 58.79



Heading: Colombia - Free Trade Tobacco USN 9  
 Period: 05/15/2012 Through: 12/31/2012  
 Country: Colombia Date/Time Filled: Open  
 UOM: KG Q Level: 4,200,000 Ent-Qty: 0 % Filled: 0



Quota Report 09/24/2012

Heading: Ethyl Alcohol (aggregate)

Period: 01/01/2012

Through: 12/31/2012

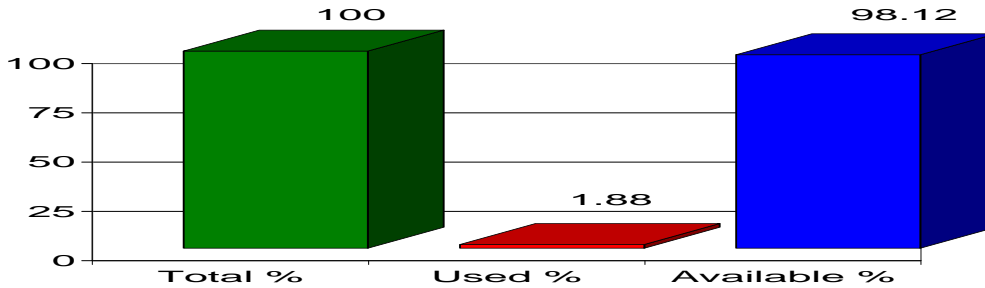
Country: Aggregate

Date/Time Filled: Open

UOM: GA Q Level: 906,900,000

Ent-Qty: 17,027,288

% Filled: 1.88



Heading: Ethyl Alcohol (Caribbean and Insular Possessions)

Period: 01/01/2012

Through: 12/31/2012

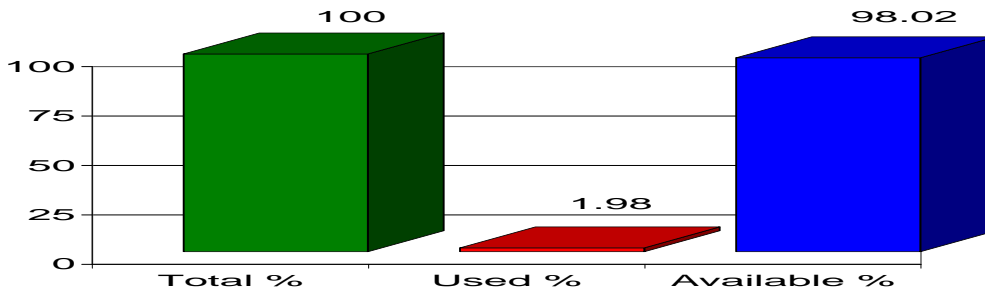
Country: Caribbean and Insular Possessions

Date/Time Filled: Open

UOM: GA Q Level: 861,370,492

Ent-Qty: 17,027,288

% Filled: 1.98



Heading: Ethyl Alcohol (Imports charge to Caribbean limit once Costa Rica and El Salvador restraint limits are filled.)

Period: 01/01/2012

Through: 12/31/2012

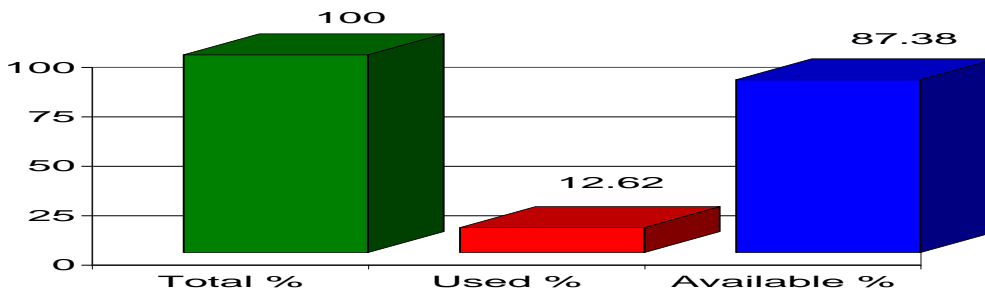
Country: Costa Rica

Date/Time Filled: Open

UOM: GA Q Level: 31,000,000

Ent-Qty: 3,911,938

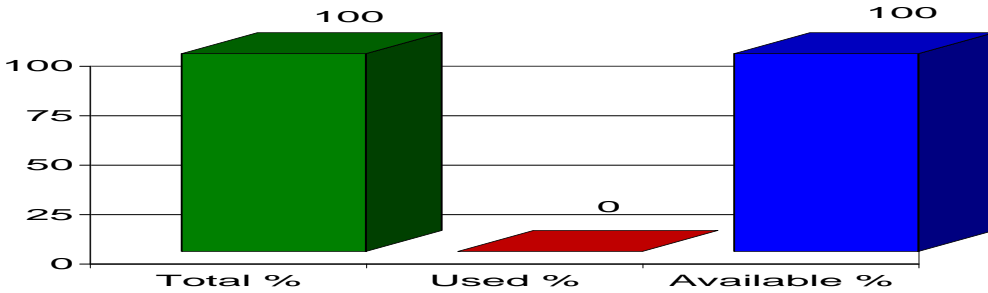
% Filled: 12.62



Quota Report 09/24/2012

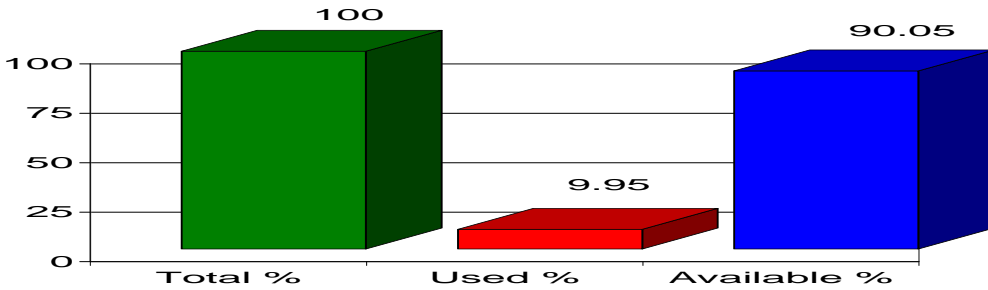
Heading: Ethyl Alcohol (Imports charge to Caribbean limit once Costa Rica and El Salvador restraint limits are filled.)

Period: 01/01/2012 Through: 12/31/2012  
 Country: El Salvador Date/Time Filled: Open  
 UOM: GA Q Level: 14,529,508 Ent-Qty: 42 % Filled: 0



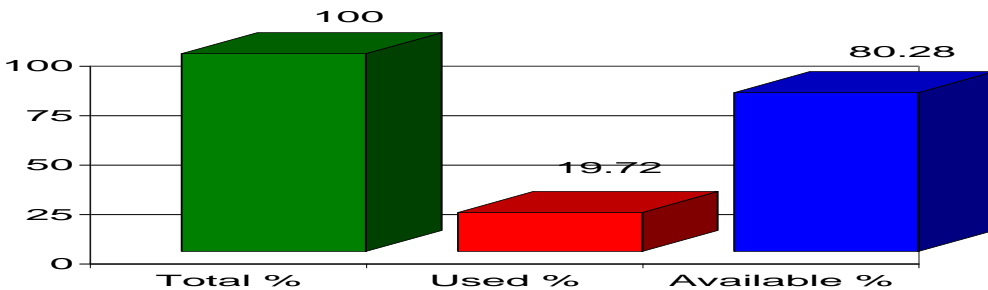
Heading: TPL - AGOA - Textile and Apparel

Period: 10/01/2011 Through: 09/30/2012  
 Country: Eligible Countries Date/Time Filled: Open  
 UOM: M2 Q Level: 1,877,430,342 Ent-Qty: 186,735,180 % Filled: 9.95



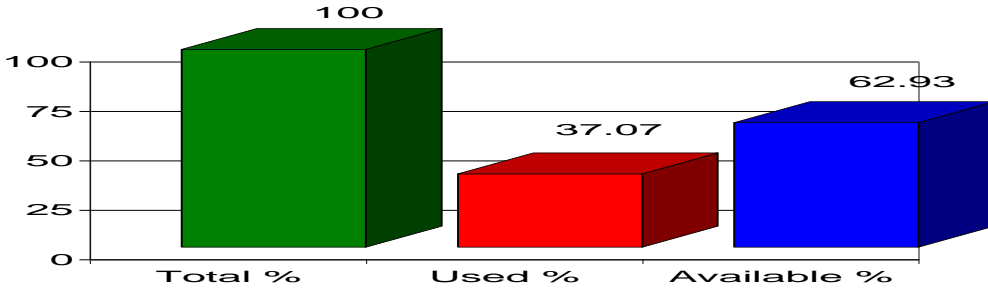
Heading: TPL - AGOA - Textile and Apparel - Sublimit for Lesser Developing Countries

Period: 10/01/2011 Through: 09/30/2012  
 Country: Eligible Countries Date/Time Filled: Open  
 UOM: M2 Q Level: 938,715,171 Ent-Qty: 185,128,056 % Filled: 19.72

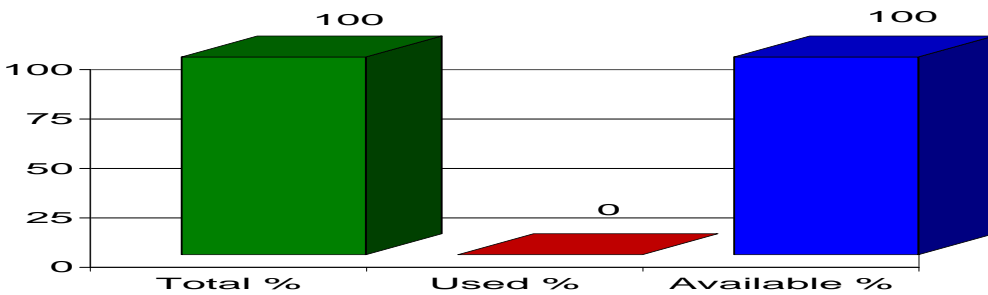


Quota Report 09/24/2012

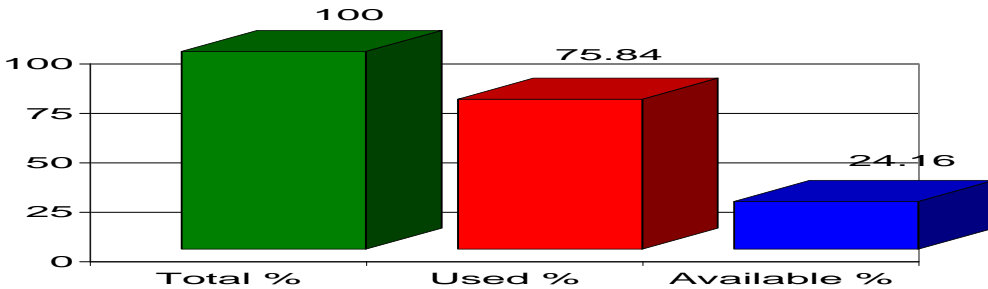
**Heading:** TPL - Bahrain Free Trade - 99 USN 13  
**Period:** 01/01/2012 **Through:** 12/31/2012  
**Country:** Bahrain **Date/Time Filled:** Open  
**UOM:** M2 **Q Level:** 65,000,000 **Ent-Qty:** 24,095,424 **% Filled:** 37.07



**Heading:** TPL - CAFTA - Nicaragua - 99 USN 15 (99156101) - Sport Coats  
**Period:** 01/01/2012 **Through:** 12/31/2012  
**Country:** Nicaragua **Date/Time Filled:** Open  
**UOM:** DO **Q Level:** 1,500,000 **Ent-Qty:** 0 **% Filled:** 0

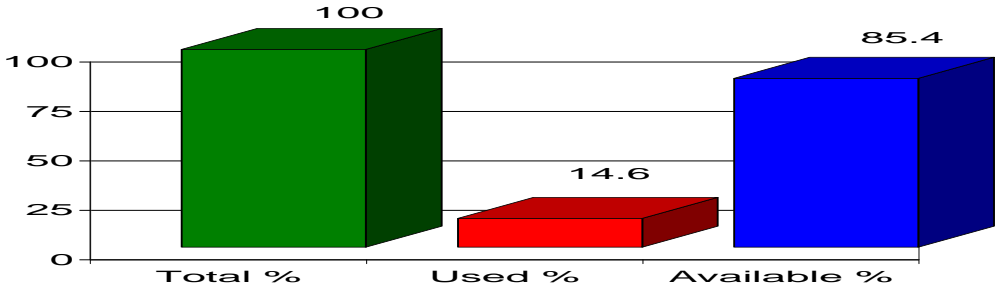


**Heading:** TPL - CAFTA - Nicaragua - 99 USN 15 (99156101) Cotton / MMF Apparel  
**Period:** 01/01/2012 **Through:** 12/31/2012  
**Country:** Nicaragua **Date/Time Filled:** Open  
**UOM:** M2 **Q Level:** 96,529,059 **Ent-Qty:** 73,207,541 **% Filled:** 75.84

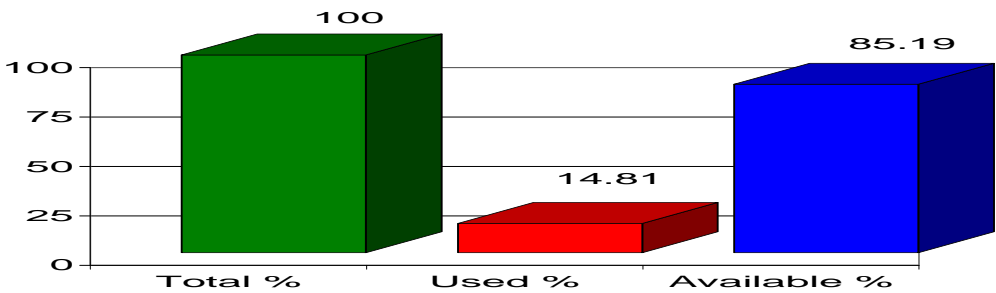


Quota Report 09/24/2012

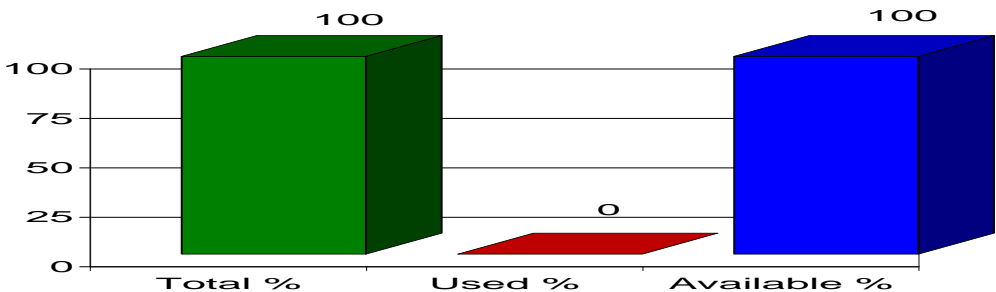
**Heading:** TPL - CAFTA Costa Rica - Certain apparel of wool fabric  
**Period:** 01/01/2012 **Through:** 12/31/2012  
**Country:** Costa Rica **Date/Time Filled:** Open  
**UOM:** M2 **Q Level:** 500,000 **Ent-Qty:** 72,983 **% Filled:** 14.6



**Heading:** TPL - CAFTA Costa Rica - Tailored wool apparel  
**Period:** 01/01/2012 **Through:** 12/31/2012  
**Country:** Costa Rica **Date/Time Filled:** Open  
**UOM:** M2 **Q Level:** 500,000 **Ent-Qty:** 74,040 **% Filled:** 14.81



**Heading:** TPL - CAFTA Costa Rica Swimwear  
**Period:** 01/01/2012 **Through:** 12/31/2012  
**Country:** Costa Rica **Date/Time Filled:** Open  
**UOM:** M2 **Q Level:** 119,102 **Ent-Qty:** 0 **% Filled:** 0



Quota Report 09/24/2012

Heading: TPL - CAFTA Cumulation

Period: 01/01/2012

Through: 12/31/2012

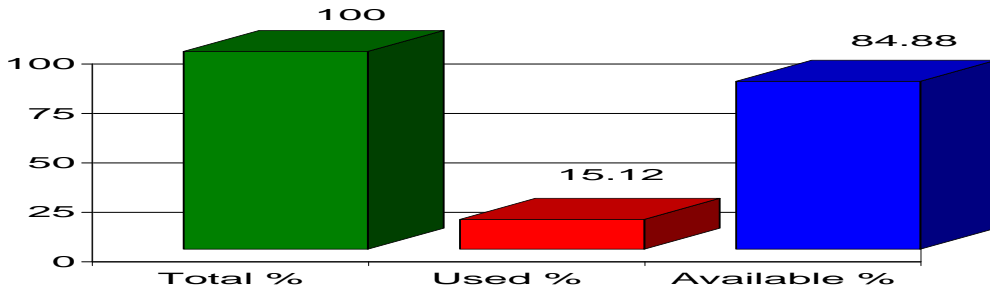
Country: Eligible countries

Date/Time Filled: Open

UOM: M2 Q Level: 100,000,000

Ent-Qty: 15,122,207

% Filled: 15.12



Heading: TPL - CAFTA Cumulation - Denim (sub-limit)

Period: 01/01/2012

Through: 12/31/2012

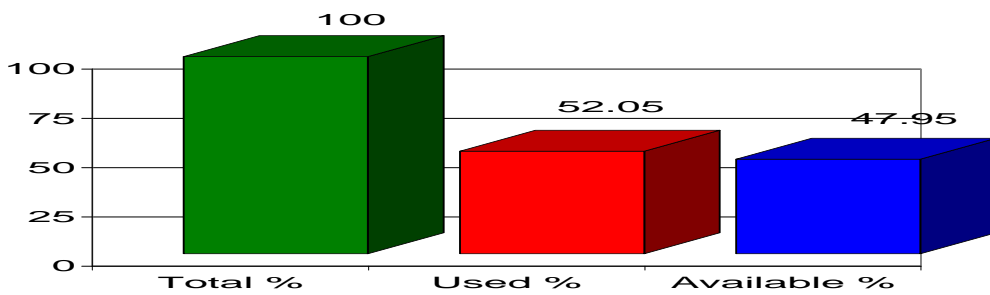
Country: Eligible Countries

Date/Time Filled: Open

UOM: M2 Q Level: 20,000,000

Ent-Qty: 10,409,446

% Filled: 52.05



Heading: TPL - CAFTA Cumulation - Trousers and Skirts (sub-limit)

Period: 01/01/2012

Through: 12/31/2012

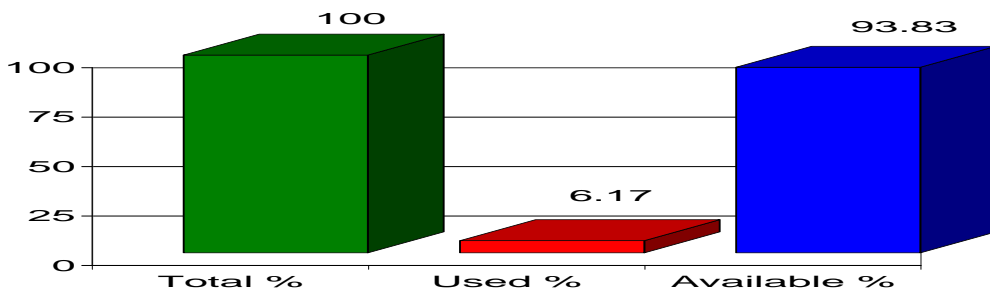
Country: Eligible Countries

Date/Time Filled: Open

UOM: M2 Q Level: 45,000,000

Ent-Qty: 2,774,428

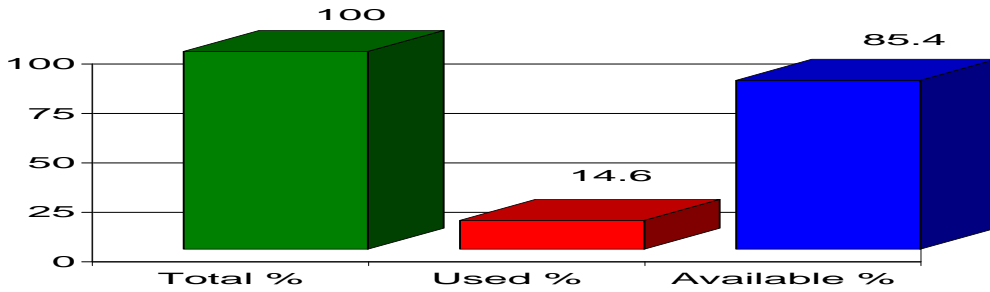
% Filled: 6.17



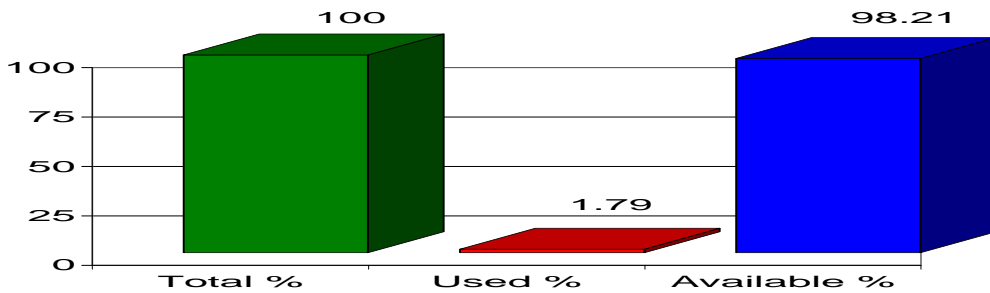


Quota Report 09/24/2012

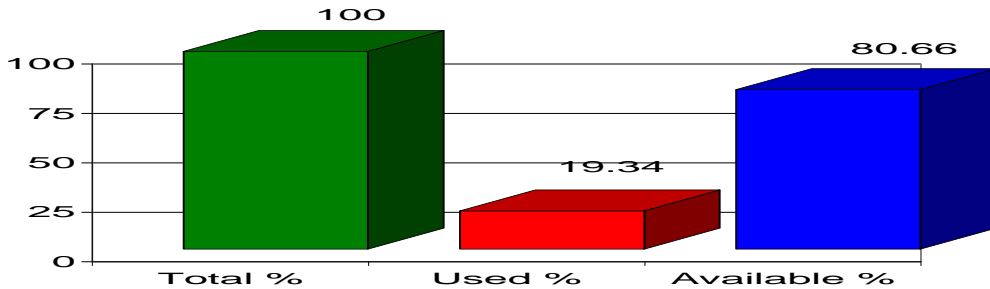
**Heading:** TPL - CAFTA Cumulation - Wool (sub-limit)  
**Period:** 01/01/2012 **Through:** 12/31/2012  
**Country:** Eligible Countries **Date/Time Filled:** Open  
**UOM:** M2 **Q Level:** 1,000,000 **Ent-Qty:** 145,990 **% Filled:** 14.6



**Heading:** TPL - CAFTA Cumulation - Woven Apparel  
**Period:** 01/01/2012 **Through:** 12/31/2012  
**Country:** Eligible Countries **Date/Time Filled:** Open  
**UOM:** M2 **Q Level:** 100,000,000 **Ent-Qty:** 1,792,343 **% Filled:** 1.79



**Heading:** TPL - Canada - TPL 1 (Cotton & MMF Apparel)  
**Period:** 01/01/2012 **Through:** 12/31/2012  
**Country:** Canada **Date/Time Filled:** Open  
**UOM:** M2 **Q Level:** 88,326,464 **Ent-Qty:** 17,085,493 **% Filled:** 19.34



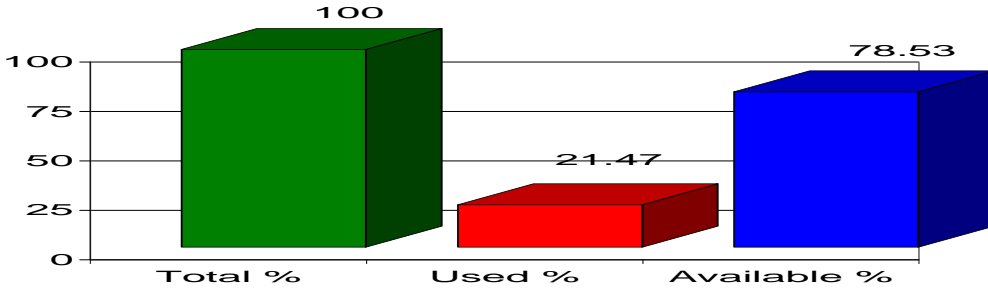
Quota Report 09/24/2012

Heading: TPL - Canada - TPL 2 (Cotton & MMF Apparel: Non-NAFTA Fabric Sub-Level)

Period: 01/01/2012 Through: 12/31/2012

Country: Canada Date/Time Filled: Open

UOM: M2 Q Level: 63,060,603 Ent-Qty: 13,537,252 % Filled: 21.47

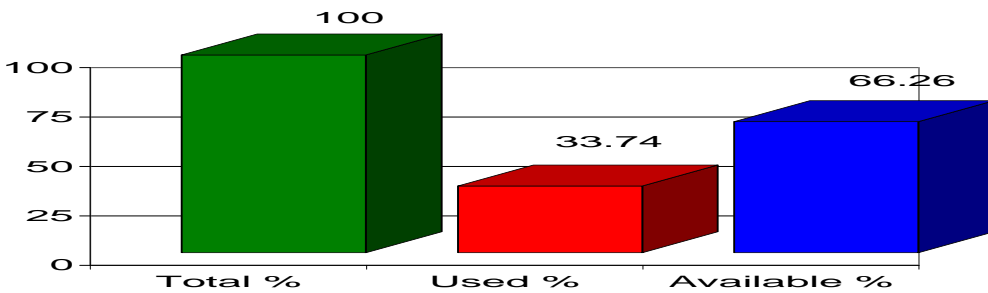


Heading: TPL - Canada - TPL 3 (Wool Apparel)

Period: 01/01/2012 Through: 12/31/2012

Country: Canada Date/Time Filled: Open

UOM: M2 Q Level: 5,325,413 Ent-Qty: 1,796,753 % Filled: 33.74

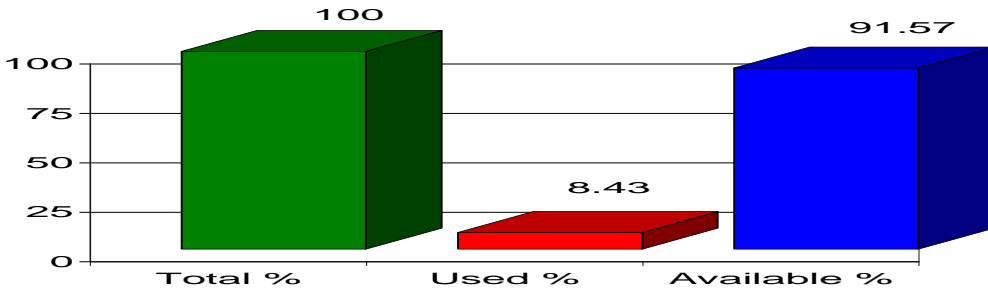


Heading: TPL - Canada - TPL 4 (Wool Apparel: Wool Suit Sub-Level)

Period: 01/01/2012 Through: 12/31/2012

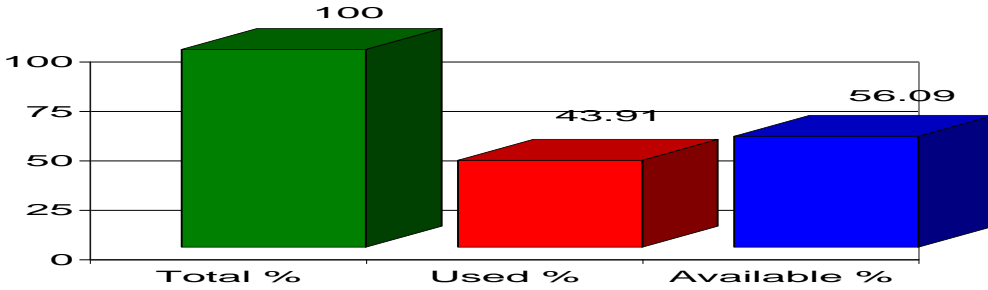
Country: Canada Date/Time Filled: Open

UOM: M2 Q Level: 5,016,780 Ent-Qty: 422,811 % Filled: 8.43

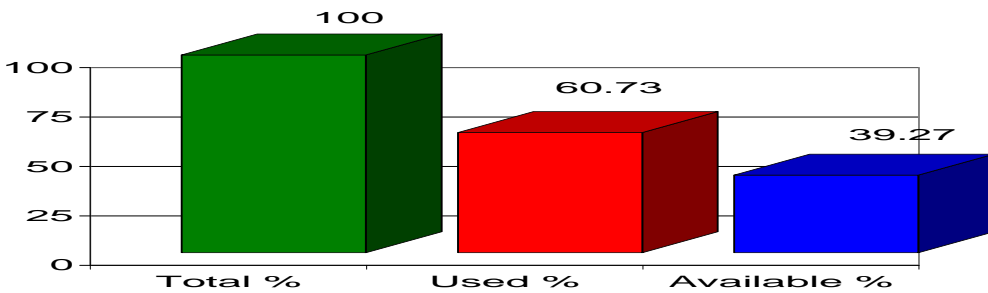


Quota Report 09/24/2012

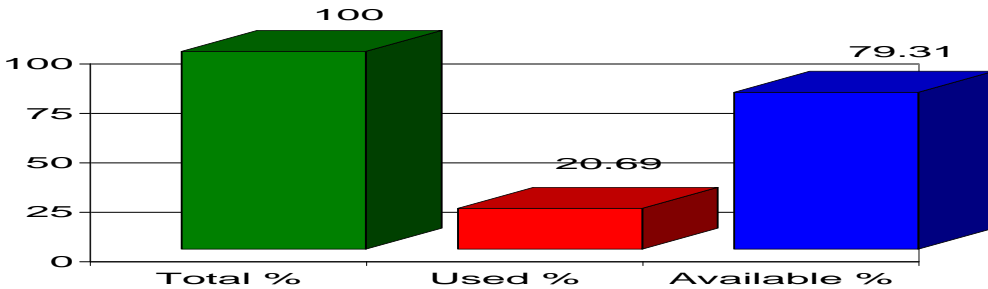
**Heading:** TPL - Canada - TPL 5 (Cotton & MMF Fabric and Made-Up Articles)  
**Period:** 01/01/2012 **Through:** 12/31/2012  
**Country:** Canada **Date/Time Filled:** Open  
**UOM:** M2 **Q Level:** 71,765,252 **Ent-Qty:** 31,514,692 **% Filled:** 43.91



**Heading:** TPL - Canada - TPL 6 (Cotton & MMF Fabric and Made-Up Articles: Woven Sub-Level)  
**Period:** 01/01/2012 **Through:** 12/31/2012  
**Country:** Canada **Date/Time Filled:** Open  
**UOM:** M2 **Q Level:** 38,642,828 **Ent-Qty:** 23,468,503 **% Filled:** 60.73

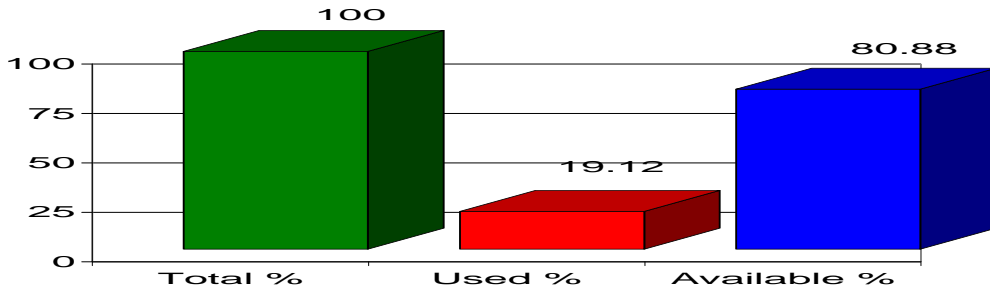


**Heading:** TPL - Canada - TPL 7 (Cotton & MMF Fabric and Made-Up Articles: Knit Sub-Level)  
**Period:** 01/01/2012 **Through:** 12/31/2012  
**Country:** Canada **Date/Time Filled:** Open  
**UOM:** M2 **Q Level:** 38,642,828 **Ent-Qty:** 7,995,573 **% Filled:** 20.69

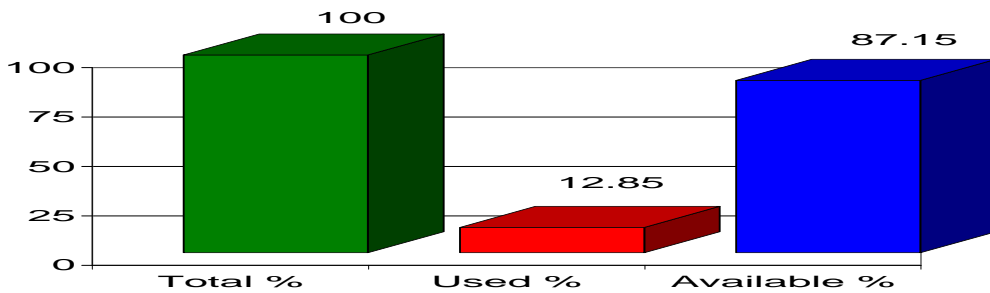


Quota Report 09/24/2012

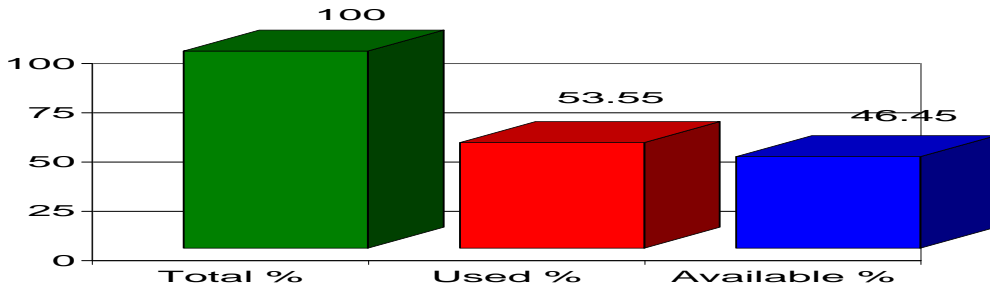
**Heading:** TPL - Canada - TPL 8 (Cotton & MMF Spun Yarns)  
**Period:** 01/01/2012 **Through:** 12/31/2012  
**Country:** Canada **Date/Time Filled:** Open  
**UOM:** KG **Q Level:** 11,813,665 **Ent-Qty:** 2,259,212 **% Filled:** 19.12



**Heading:** TPL - CBTPA, Knits - 9820.11.09  
**Period:** 10/01/2011 **Through:** 09/30/2012  
**Country:** Eligible Countries **Date/Time Filled:** Open  
**UOM:** M2 **Q Level:** 970,000,000 **Ent-Qty:** 124,603,252 **% Filled:** 12.85



**Heading:** TPL - CBTPA, T-Shirts - 9820.11.12  
**Period:** 10/01/2011 **Through:** 09/30/2012  
**Country:** Eligible Countries **Date/Time Filled:** Open  
**UOM:** DO **Q Level:** 12,000,000 **Ent-Qty:** 6,426,271 **% Filled:** 53.55



Quota Report 09/24/2012

Heading: TPL - Chile Free Trade - 99 USN 22

Period: 01/01/2012

Through: 12/31/2012

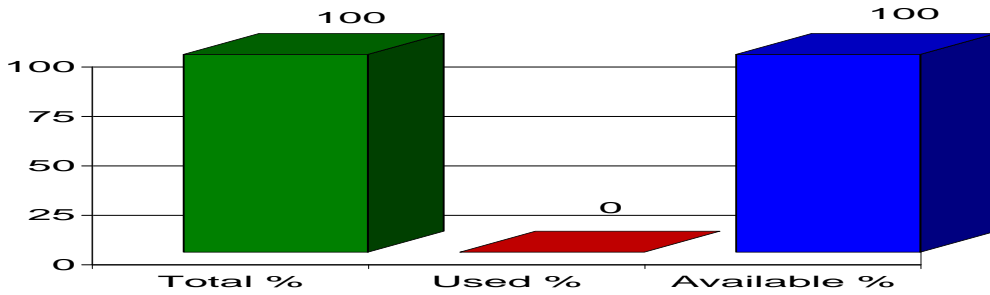
Country: Chile

Date/Time Filled: Open

UOM: M2 Q Level: 1,000,000

Ent-Qty: 0

% Filled: 0



Heading: TPL - Chile Free Trade - 99 USN 23

Period: 01/01/2012

Through: 12/31/2012

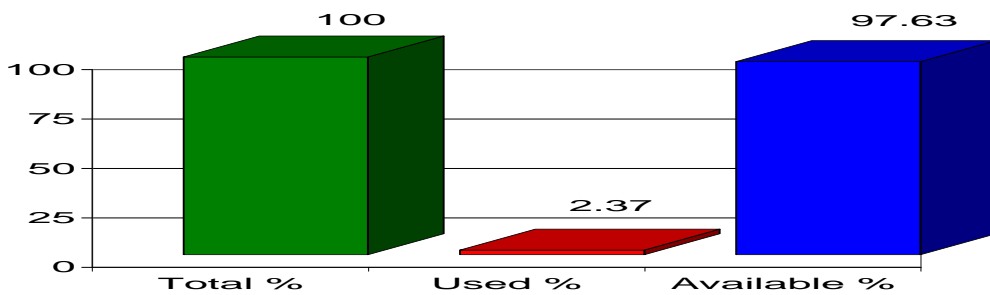
Country: Chile

Date/Time Filled: Open

UOM: M2 Q Level: 2,000,000

Ent-Qty: 47,329

% Filled: 2.37



Heading: TPL - Haiti HOPE Apparel (Knit apparel restraint limit)

Period: 10/01/2011

Through: 09/30/2012

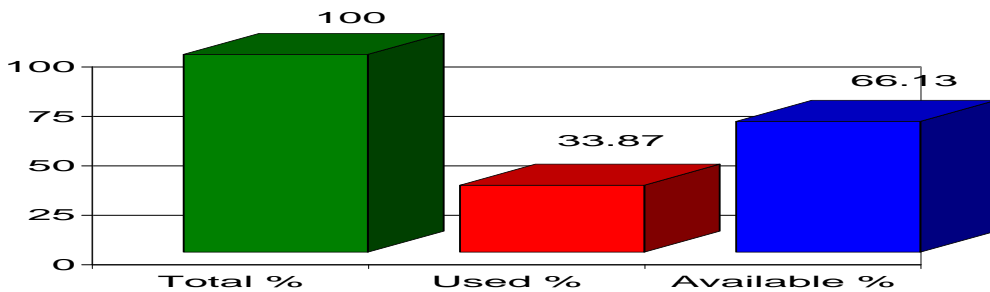
Country: Haiti

Date/Time Filled: Open

UOM: M2 Q Level: 70,000,000

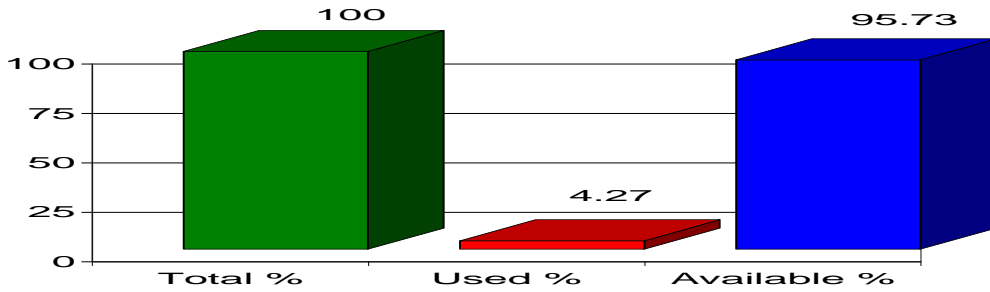
Ent-Qty: 23,709,809

% Filled: 33.87

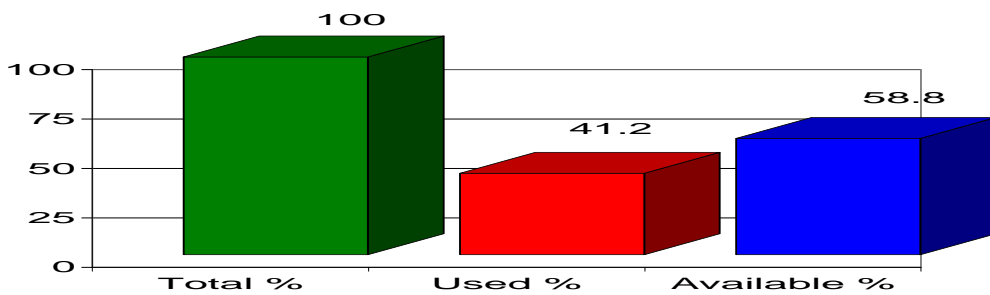


Quota Report 09/24/2012

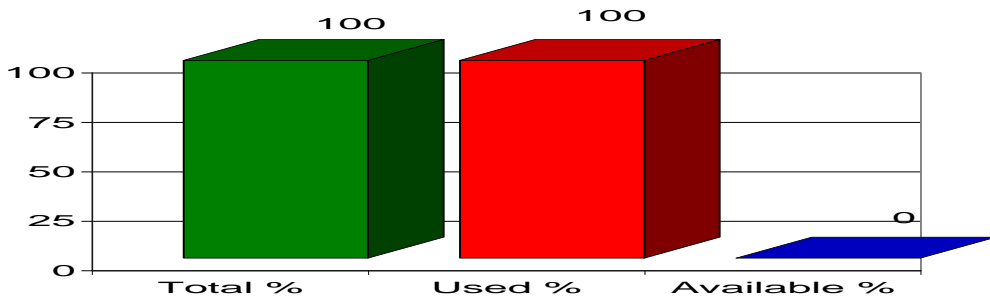
**Heading:** TPL - Haiti HOPE Apparel (Value added restraint limit)  
**Period:** 12/20/2011 **Through:** 12/19/2012  
**Country:** Haiti **Date/Time Filled:** Open  
**UOM:** M2 **Q Level:** 326,752,739 **Ent-Qty:** 13,949,664 **% Filled:** 4.27



**Heading:** TPL - Haiti HOPE Apparel (Woven apparel restraint limit)  
**Period:** 10/01/2011 **Through:** 09/30/2012  
**Country:** Haiti **Date/Time Filled:** Open  
**UOM:** M2 **Q Level:** 70,000,000 **Ent-Qty:** 28,838,773 **% Filled:** 41.2



**Heading:** TPL - Mexico - TPL 1 (Cotton & MMF Apparel)  
**Period:** 01/01/2012 **Through:** 12/31/2012  
**Country:** Mexico **Date/Time Filled:** 05/01/2012 16:30  
**UOM:** M2 **Q Level:** 45,000,000 **Ent-Qty:** 45,000,000 **% Filled:** 100



Quota Report 09/24/2012

Heading: TPL - Mexico - TPL 2 (Wool Apparel)

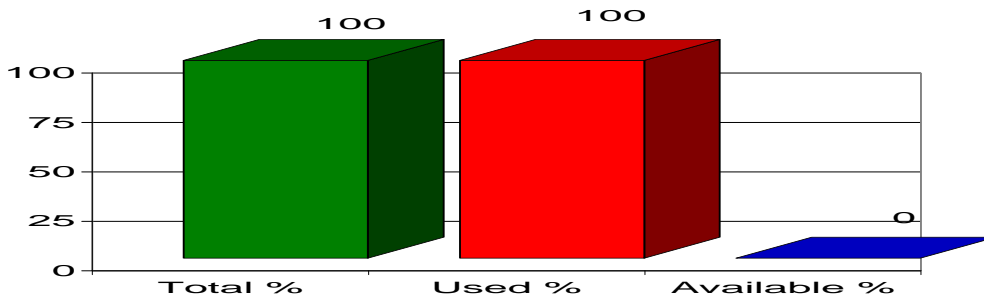
Period: 01/01/2012

Through: 12/31/2012

Country: Mexico

Date/Time Filled: 09/20/2012 12:06

UOM: M2 Q Level: 1,500,000 Ent-Qty: 1,500,000 % Filled: 100



Heading: TPL - Mexico - TPL 4 (Cotton & MMF Fabric and Made-Up Articles)

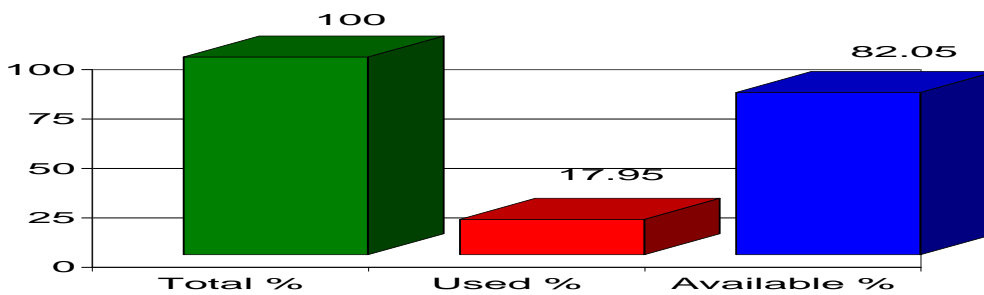
Period: 01/01/2012

Through: 12/31/2012

Country: Mexico

Date/Time Filled: Open

UOM: M2 Q Level: 24,000,000 Ent-Qty: 4,307,215 % Filled: 17.95



Heading: TPL - Mexico - TPL 5 (Cotton & MMF Fabric and Made-Up Articles: Knit Sub-Level)

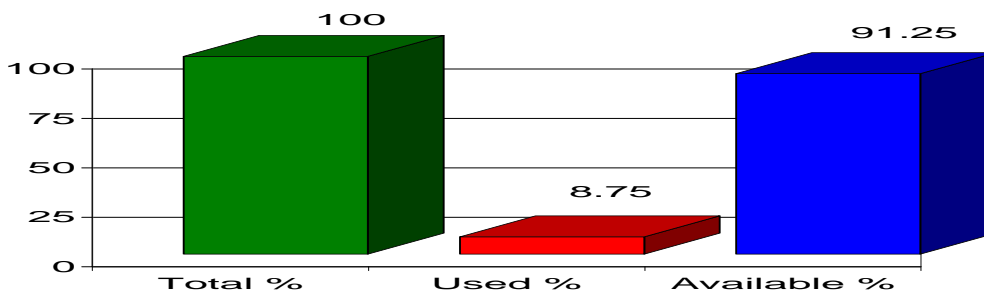
Period: 01/01/2012

Through: 12/31/2012

Country: Mexico

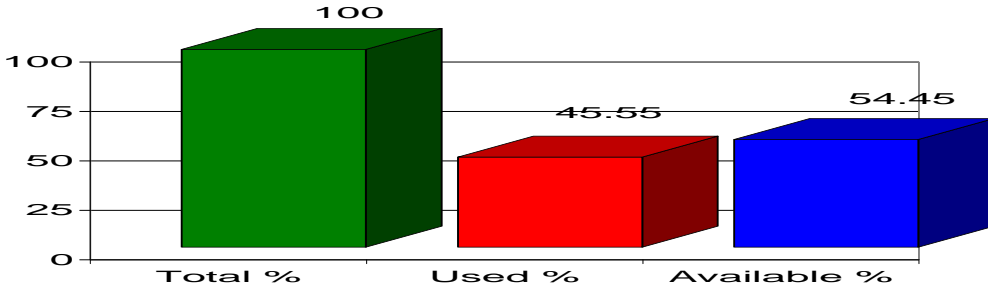
Date/Time Filled: Open

UOM: M2 Q Level: 18,000,000 Ent-Qty: 1,574,322 % Filled: 8.75

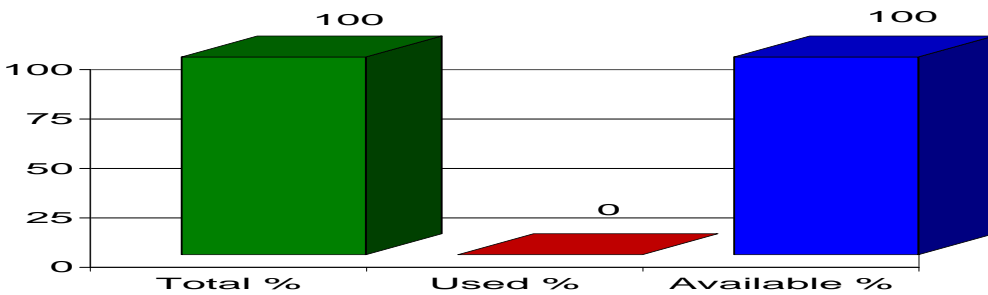


Quota Report 09/24/2012

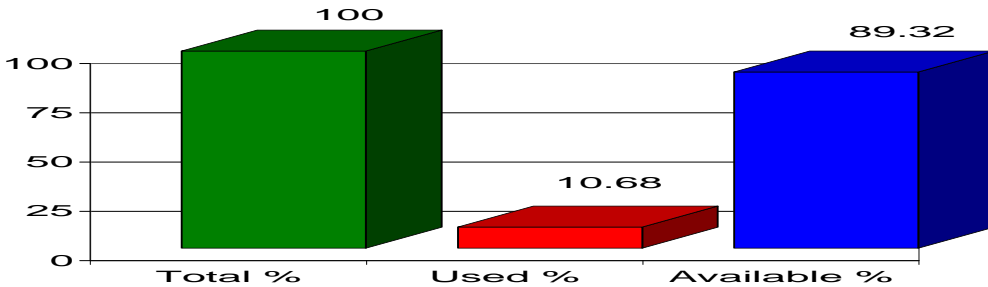
**Heading:** TPL - Mexico - TPL 6 (Cotton & MMF Fabric and Made-Up Articles: Woven Sub-Level)  
**Period:** 01/01/2012 **Through:** 12/31/2012  
**Country:** Mexico **Date/Time Filled:** Open  
**UOM:** M2 **Q Level:** 6,000,000 **Ent-Qty:** 2,732,893 **% Filled:** 45.55



**Heading:** TPL - Mexico - TPL 7 (Cotton & MMF Spun Yarns)  
**Period:** 01/01/2012 **Through:** 12/31/2012  
**Country:** Mexico **Date/Time Filled:** Open  
**UOM:** KG **Q Level:** 1,000,000 **Ent-Qty:** 0 **% Filled:** 0



**Heading:** TPL - Morocco Free Trade - 99 USN 64 (Non-originating Fabric and Apparel)  
**Period:** 01/01/2012 **Through:** 12/31/2012  
**Country:** Morocco **Date/Time Filled:** Open  
**UOM:** M2 **Q Level:** 17,142,000 **Ent-Qty:** 1,829,913 **% Filled:** 10.68

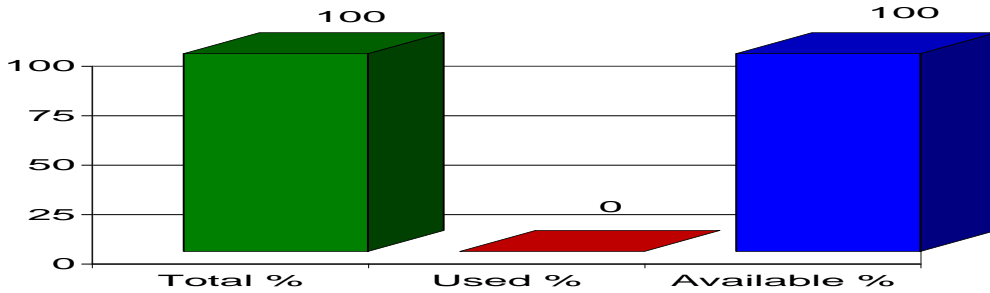




Quota Report 09/24/2012

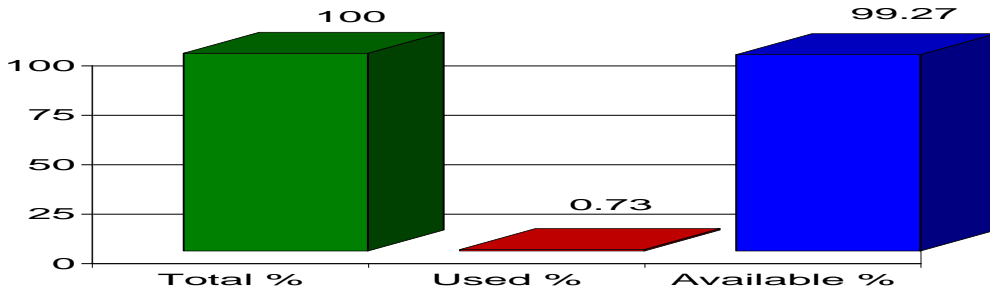
Heading: TPL - Morocco Free Trade - 99 USN 65 (Certain Cotton Goods from Sub-Saharan Cotton Fibers)

Period: 01/01/2012 Through: 12/31/2012  
 Country: Morocco Date/Time Filled: Open  
 UOM: KG Q Level: 1,067,257 Ent-Qty: 0 % Filled: 0



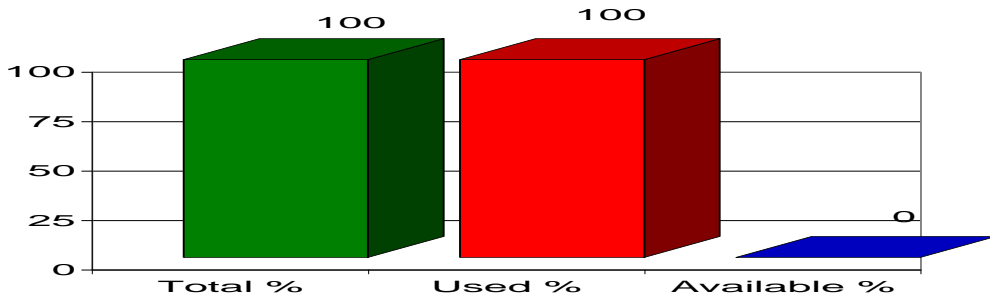
Heading: TPL - Oman Free Trade - 99 USN 13

Period: 01/01/2012 Through: 12/31/2012  
 Country: Oman Date/Time Filled: Open  
 UOM: M2 Q Level: 50,000,000 Ent-Qty: 365,894 % Filled: 0.73



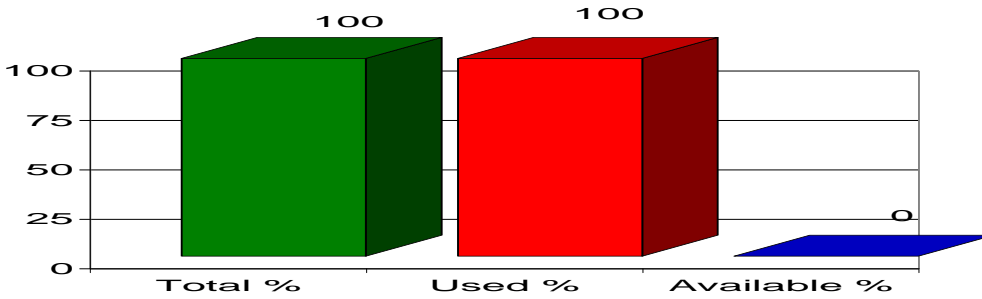
Heading: UKFTA - Korea Free Trade TPL HTS 51 - 60 **NOT OPEN**

Period: 03/15/2012 Through: 12/31/2012  
 Country: Korea Date/Time Filled: Open  
 UOM: M2 Q Level: 100,000,000 Ent-Qty: 100,000,000 % Filled: 100

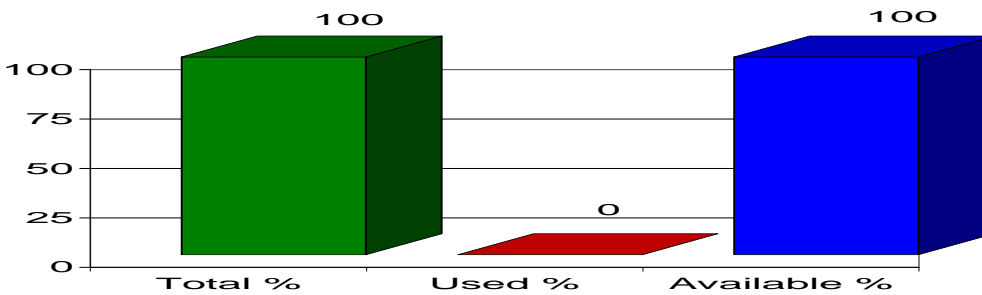


Quota Report 09/24/2012

**Heading:** UKFTA - Korea Free Trade TPL HTS 61 - 62 **NOT OPEN**  
**Period:** 03/15/2012 **Through:** 12/31/2012  
**Country:** Korea **Date/Time Filled:** Open  
**UOM:** M2 **Q Level:** 100,000,000 **Ent-Qty:** 100,000,000 **% Filled:** 100



**Heading:** UKFTA - Korea Free Trade 98 Tobacco  
**Period:** 03/15/2012 **Through:** 12/31/2012  
**Country:** Korea **Date/Time Filled:** Open  
**UOM:** KG **Q Level:** 1,100,000 **Ent-Qty:** 0 **% Filled:** 0



**Heading:** UKFTA - Korea Free Trade 99 General Note 33 Sub-chapter XX USN 1 DAIRY  
**Period:** 03/15/2012 **Through:** 12/31/2012  
**Country:** Korea **Date/Time Filled:** Open  
**UOM:** KG **Q Level:** 300,000 **Ent-Qty:** 103,692 **% Filled:** 34.56

