

ECONOMIC AND FINANCIAL HIGHLIGHTS

CONSUMERS

Consumer Sentiment 2

HOUSING

Housing Starts 3

Sales and Months' Supply 4

Mortgage Rates 5

Mortgage Applications 6

EMPLOYMENT

Payroll Employment Growth 7

INTEREST RATES

Treasury Yields 8

AUGUST 22, 2012

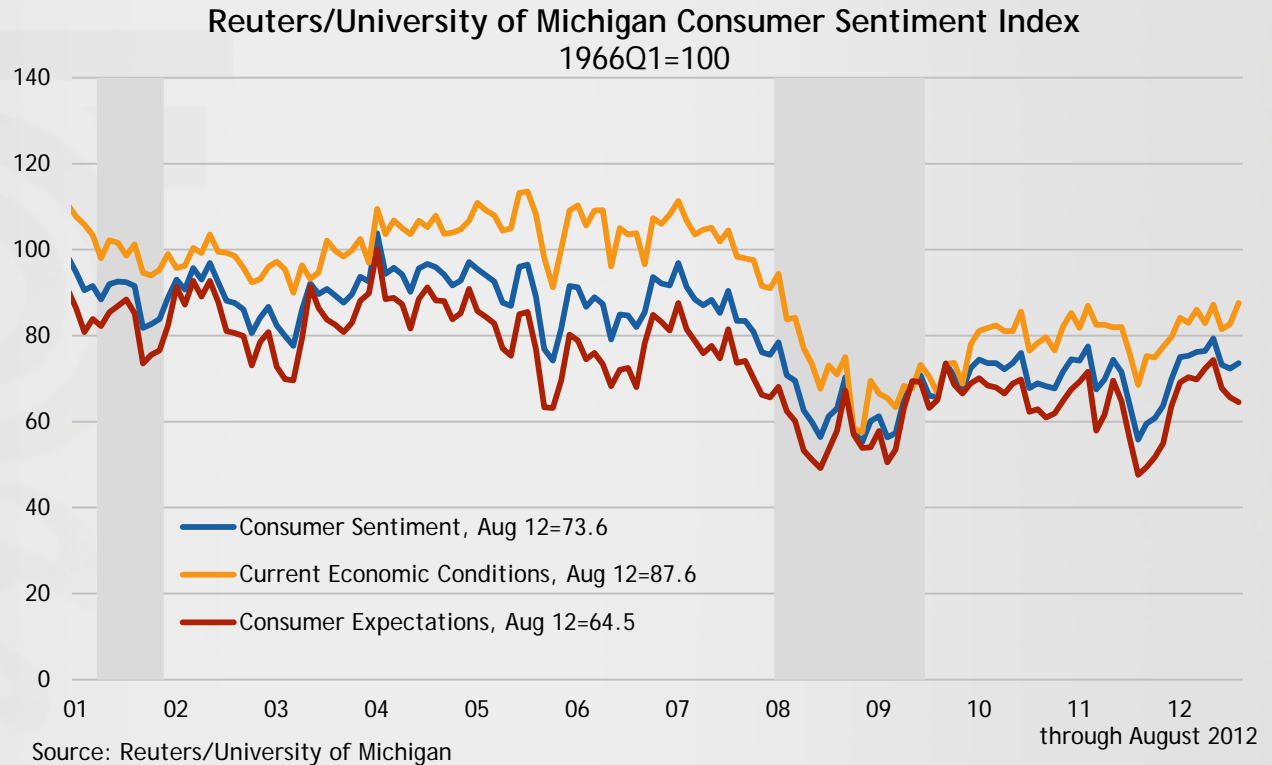


CONSUMERS

SUMMARY

According to preliminary measures from the Reuters/University of Michigan Consumer Sentiment Survey, current economic conditions improved slightly in August.

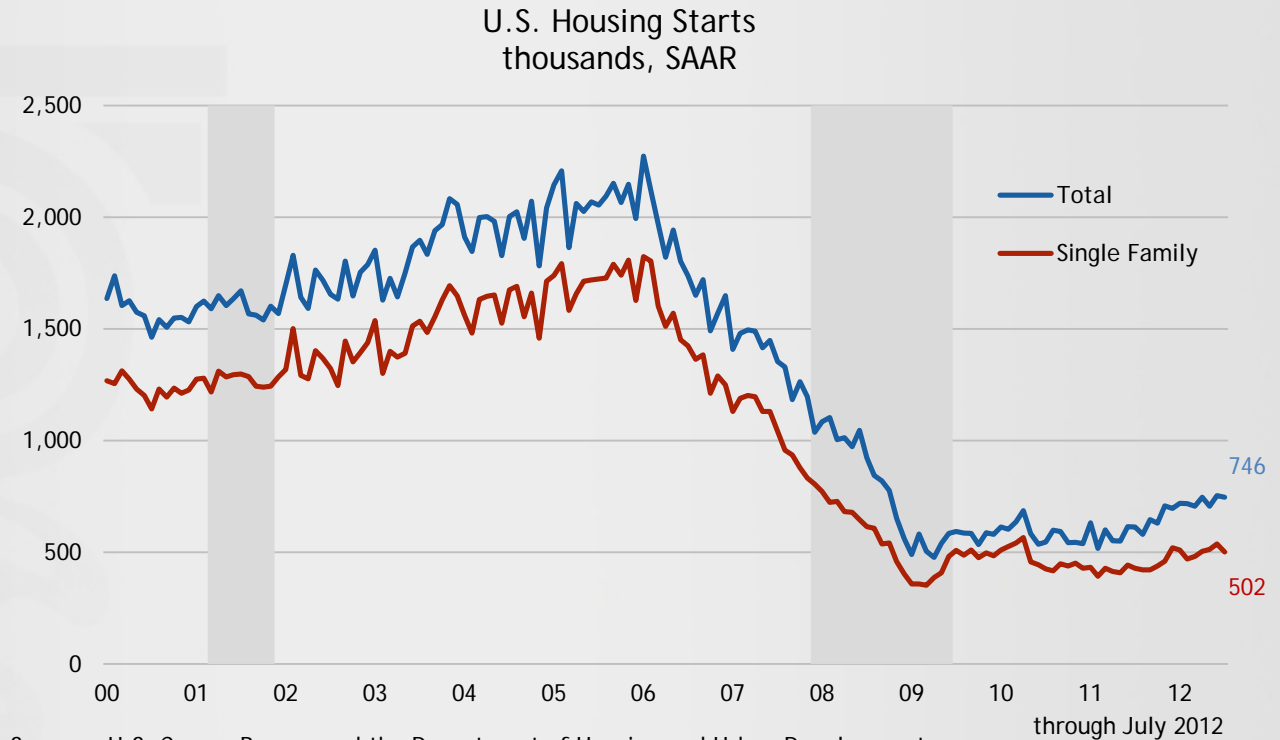
The consumer expectations component deteriorated for the third consecutive month.



HOUSING

SUMMARY

The U.S. Census Bureau and the U.S. Department of Housing and Urban Development jointly reported that total housing starts declined 1.1 percent from June to July while single-family starts declined 6.5 percent over the same period. Total starts increased 21.5 percent on a year-over-year basis while single-family starts increased 17 percent.

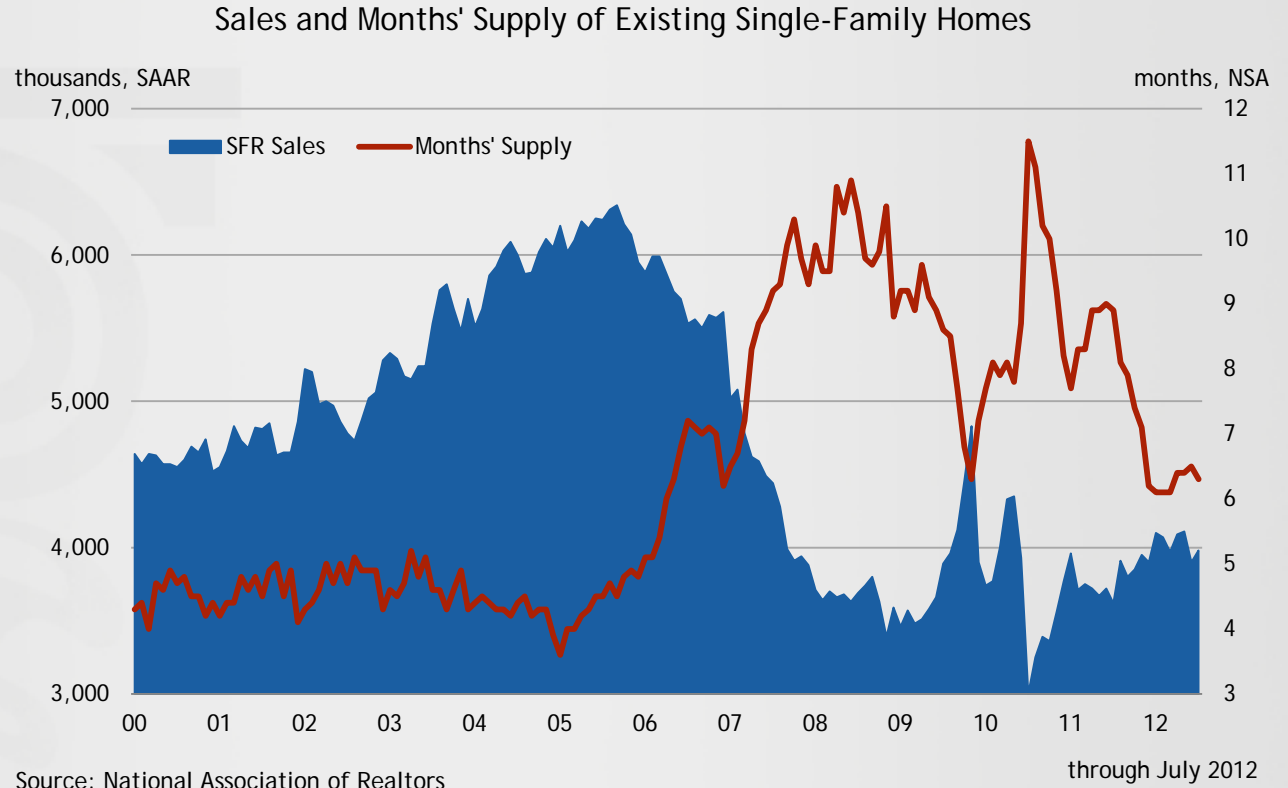


Sources: U.S. Census Bureau and the Department of Housing and Urban Development

HOUSING

SUMMARY

The National Association of Realtors reported total existing home sales increased 2.3 percent from June to July and increased 10.4 percent compared with a year ago.

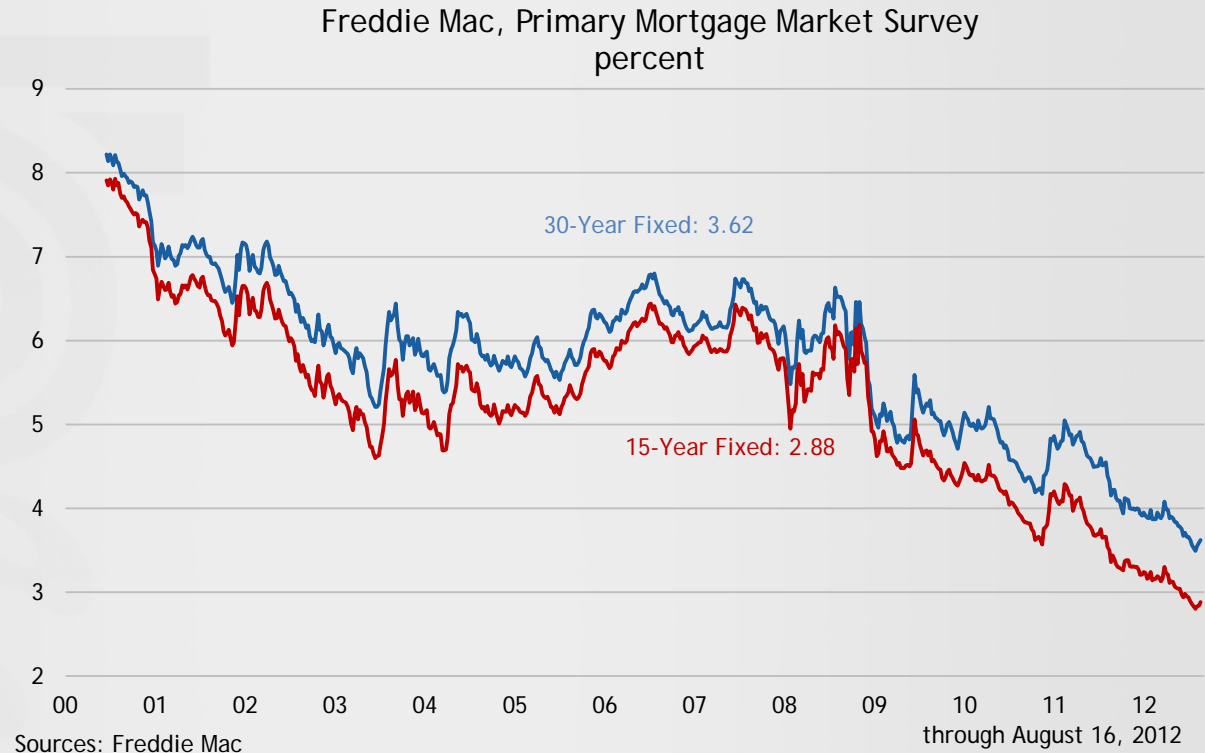


HOUSING

SUMMARY

The average rate for a 30-year fixed rate mortgage ticked up 0.03 percentage points over the week to 3.62 percent.

The average rate for a 15-year fixed rate mortgage rose 0.04 percentage points over the week to 2.88 percent.



ADDITIONAL DETAIL

- Over the last twelve months, the average 30-year and 15-year rates were 3.89 percent and 3.15 percent, respectively.

HOUSING

SUMMARY

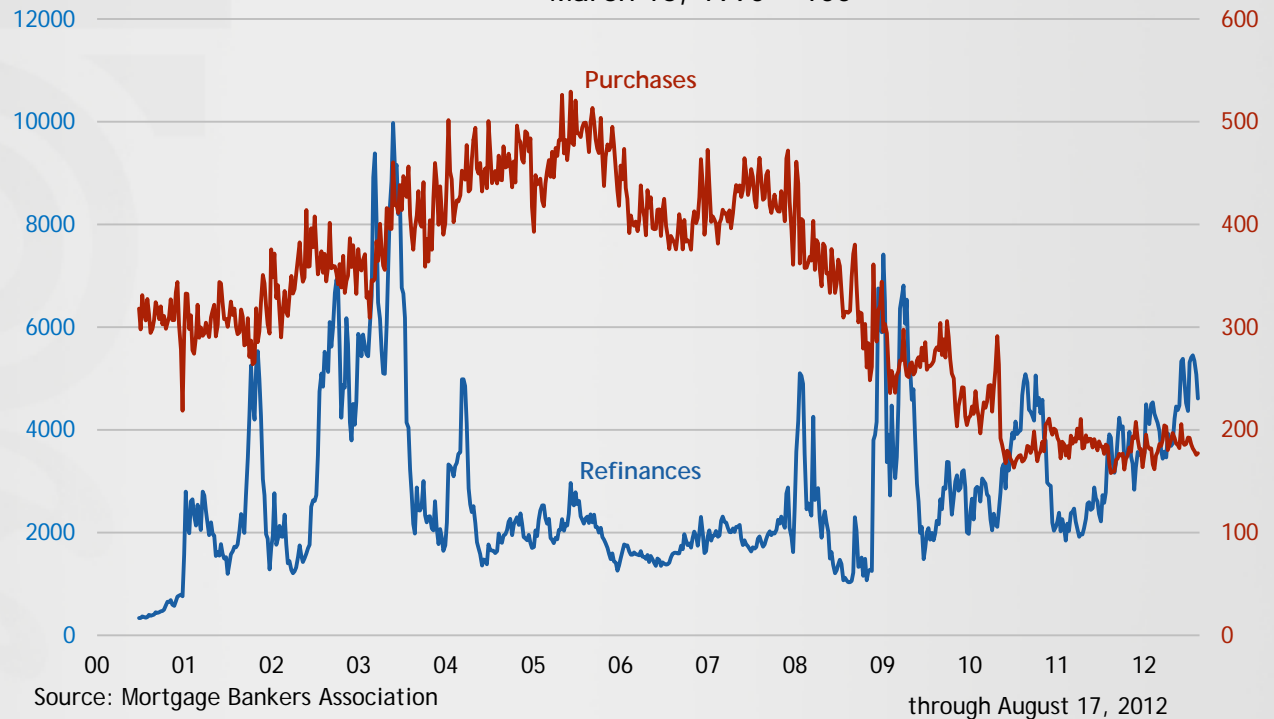
Mortgage loan applications for refinances fell 14.8 percent over the month ending August 17 but are up 19.7 percent over the year.

Applications for purchases have declined 4.7 percent over the month ending August 17 but are up 12.35 percent over the year.

The average month-over-month increase in applications for purchase over the last twelve months was 0.37 percent.

The average month-over-month increase in applications for refinance over the last twelve months was 4.86 percent. Currently, refinance applications make up 80 percent of all mortgage loan applications.

Mortgage Loan Applications Volume Index
March 16, 1990 = 100



EMPLOYMENT

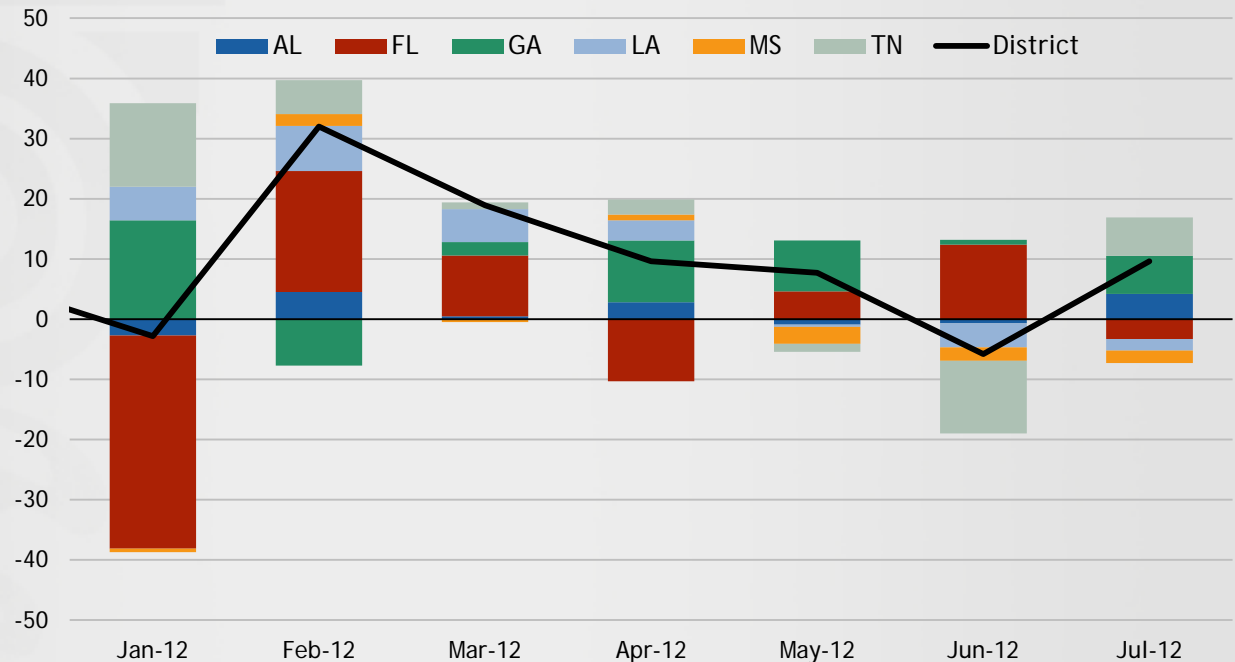
SUMMARY

The Sixth District added 9,600 payrolls in July.

This increase was a result of gains in Alabama, Georgia, and Tennessee. Florida, Louisiana, and Mississippi shed payrolls over the month to varying degrees.

Nationally, the unemployment rate increased in 44 states last month. Every Sixth District state recorded upticks in their unemployment rates in July.

Payroll Employment Growth by State
monthly change in thousands, SA



Source: U.S. Bureau of Labor Statistics

through July 2012

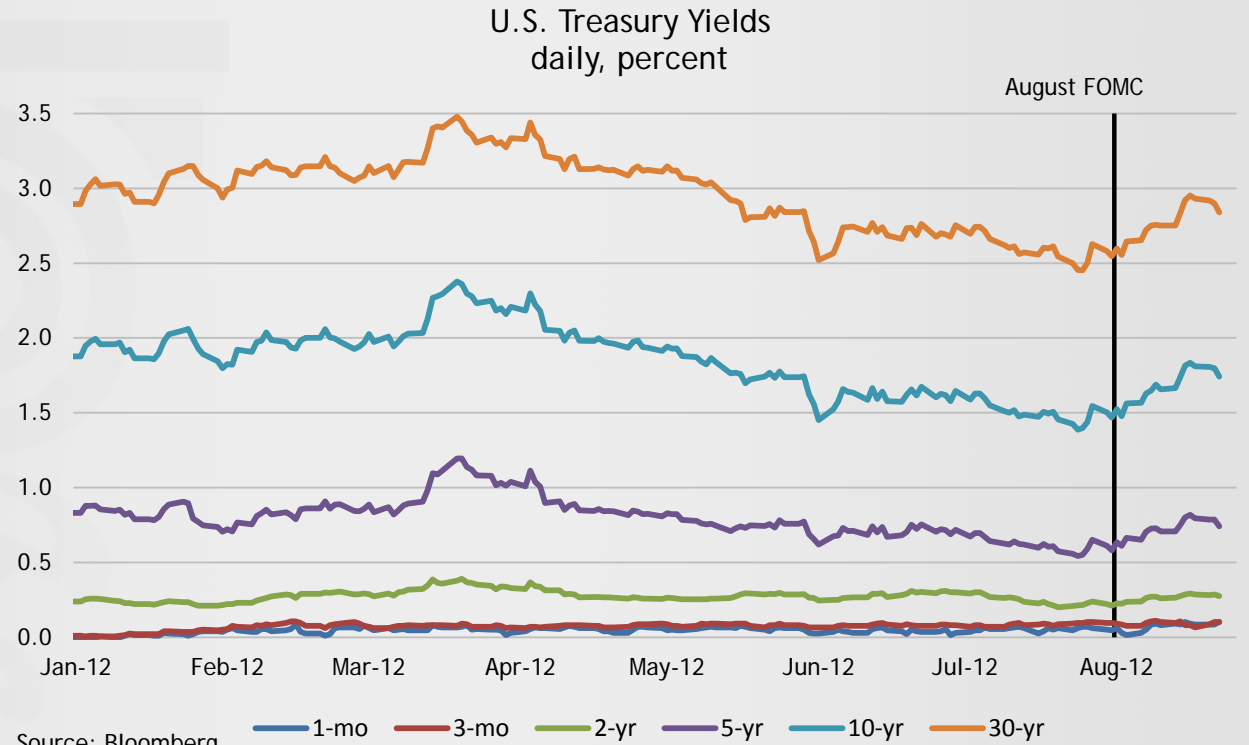
ADDITIONAL DETAIL

- By state, Alabama (up 4,200 payrolls), Georgia (up 6,300 payrolls), and Tennessee (up 6,400 payrolls) added jobs within the Sixth District last month. Florida (down 3,300), Louisiana (down 1,900), and Mississippi (down 2,100) shed payrolls.
- The unemployment rate for the Sixth District as a whole ticked up 0.2 percentage point in July to reach 8.7 percent. By state, Alabama's rate of unemployment ticked up 0.5 percentage point to reach 8.3 percent; Florida's unemployment rate tacked on 0.2 percentage point to reach 8.8 percent; and Georgia's rate of unemployment moved up 0.3 percentage point to reach 9.3, which is the highest rate in the Sixth District. Louisiana, which has the lowest unemployment rate in the District, added 0.1 percentage point to its unemployment rate to reach 7.6 percent. Mississippi and Tennessee both added 0.3 percentage point to reach 9.1 percent and 8.4 percent, respectively.

INTEREST RATES

SUMMARY

Longer-term U.S. Treasury yields are up a bit since the August FOMC meeting, but have fluctuated as a result of, respectively, the better-than-expected incoming economic data and the August FOMC minutes released on August 22 that were interpreted as favoring more easing. As of August 23, the 10-year note and 30-year bond yield were about 1.7 percent and 2.8 percent, respectively.



through August 23, 2012