

ECONOMIC AND FINANCIAL HIGHLIGHTS

MANUFACTURING

Industrial Production 2

CONSUMERS

Retail Sales 3

Components of Retail Sales 4

HOUSING

Housing Starts 5

Sales and Months' Supply 6

SEPTEMBER 19, 2012



MANUFACTURING

SUMMARY

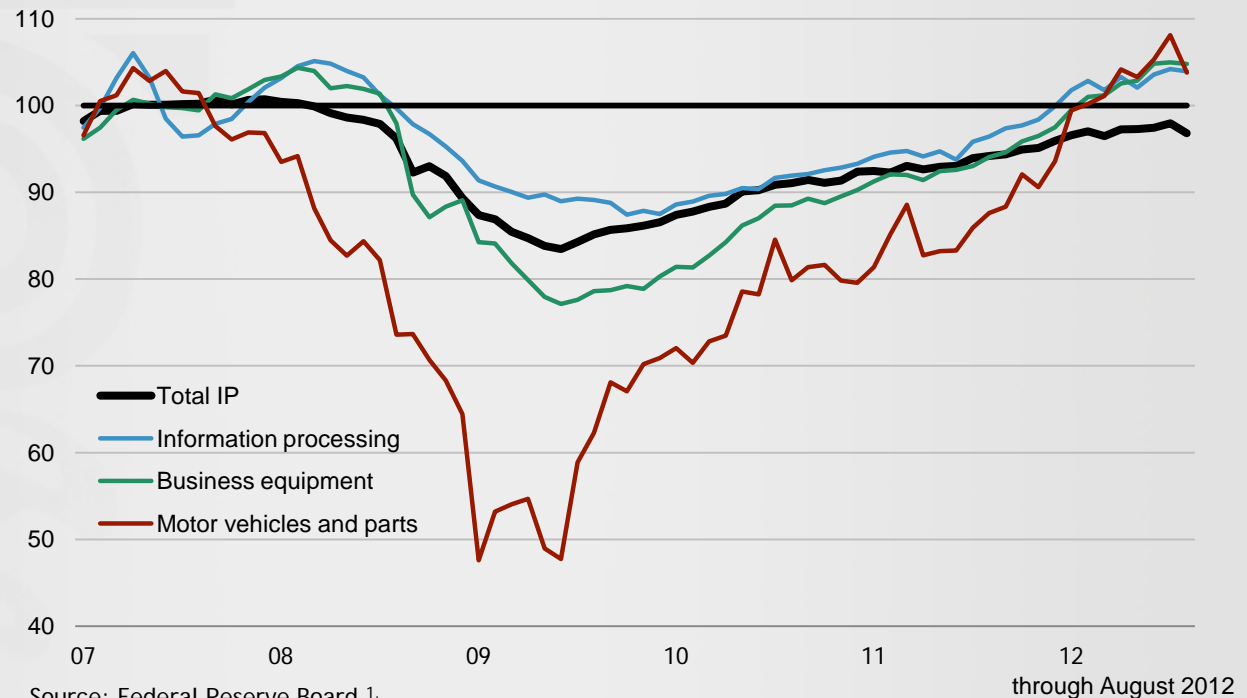
Industrial production fell 1.2 percent in August after having risen 0.5 percent in July.

Manufacturing output decreased 0.7 percent in August after having risen 0.4 percent in both June and July.

Precautionary shutdowns of oil and gas rigs in the Gulf of Mexico in advance of Hurricane Isaac contributed to a drop of 1.8 percent in the **output of mines** for August.

The **output of utilities** declined 3.6 percent.

Industrial Production: Indices for Selected Components
Index: 2007=100, SA



ADDITIONAL DETAIL

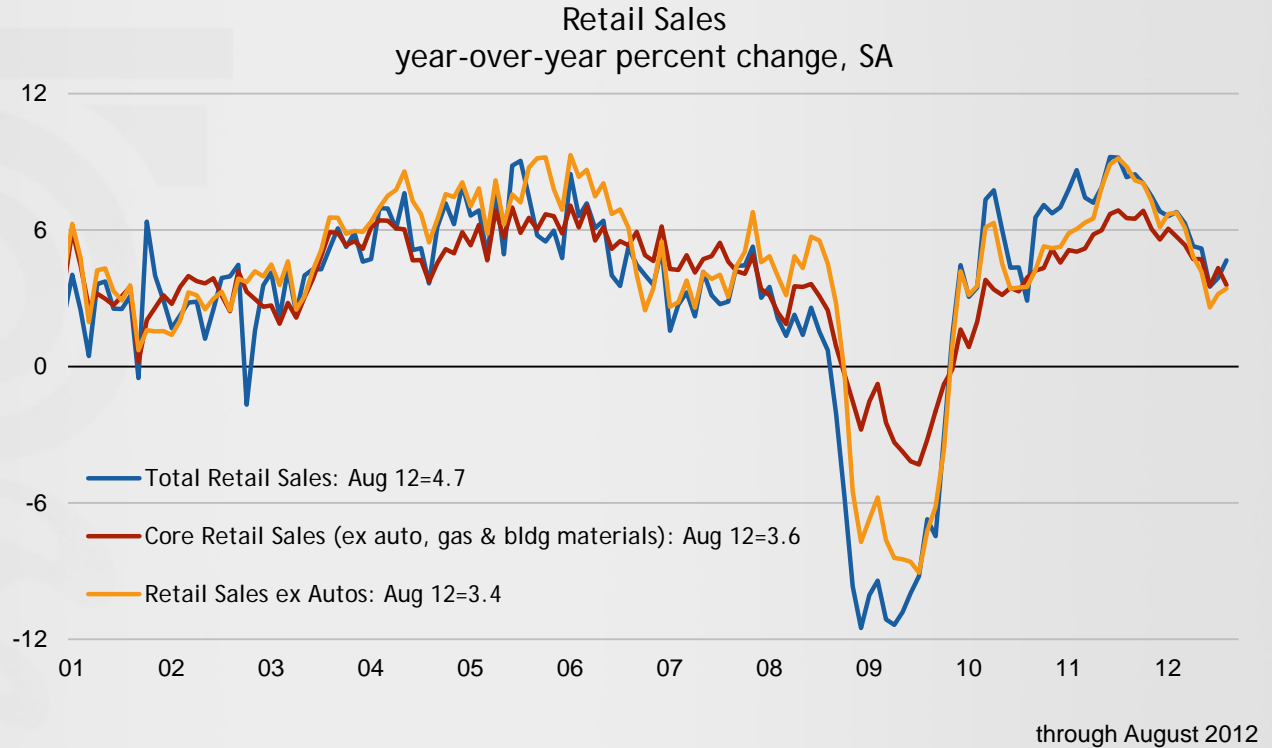
- Hurricane Isaac restrained output in the Gulf Coast region at the end of August, reducing the rate of change in total industrial production by an estimated 0.3 percentage point.
- Within the manufacturing component, which is weighted at roughly three-quarters of the total industrial production index, the output of business equipment dropped 0.2 percentage points, the output of information processing and related equipment dropped 0.3 percentage points, and the production of motor vehicles and parts fell a sharp 4.3 percentage points from July to August, a major driver in the overall decrease for the month.
- Despite its large July-to-August drop, production of motor vehicles and parts continues to be above its prerecession level, as does the production of information processing equipment and business equipment.

CONSUMERS

SUMMARY

The rate of growth in retail sales accelerated in August.

Unadjusted for inflation, core retail sales (excluding gas, auto, and building materials) were 3.6 percent higher than August 2011.



Source: U.S. Census Bureau

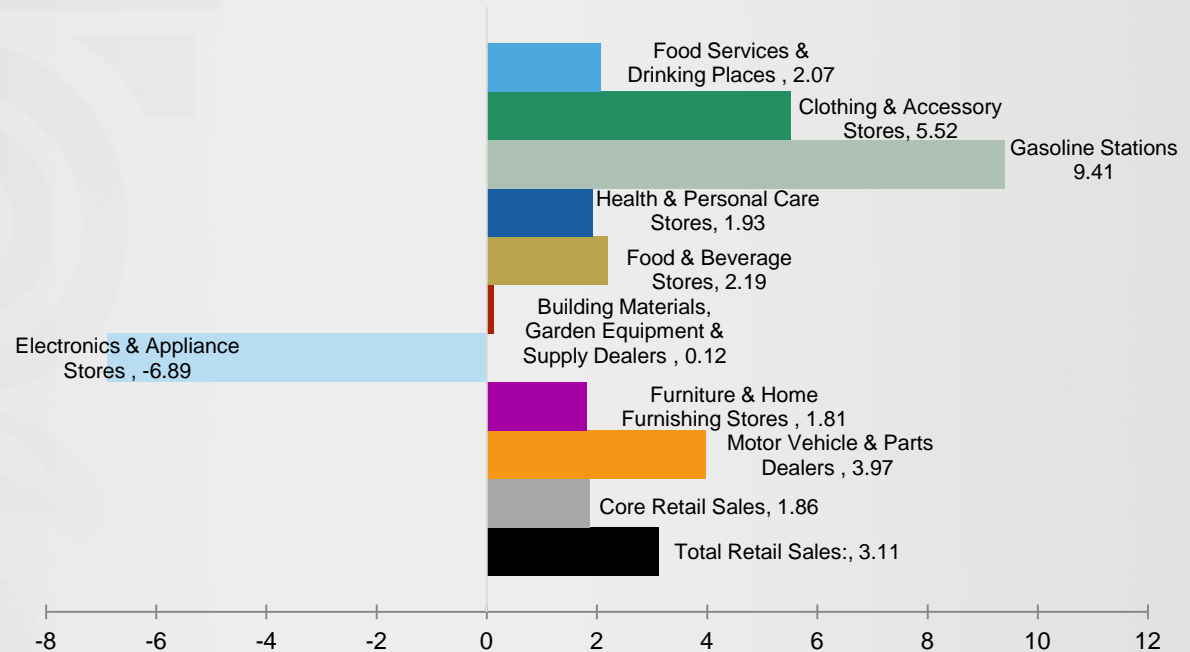
CONSUMERS

SUMMARY

Advance estimates indicate that adjusted retail sales increased over the three-month period ending in August. Over this time period, total retail sales increased at an annual rate of 3.1 percent.

Core retail sales, which excludes gasoline stations, motor vehicle parts and dealers and building materials also increased, growing an annual rate of 1.9 percent.

U.S. Retail Sales Components
June to August 2012, annualized percent change, SA



Source: U.S. Census Bureau

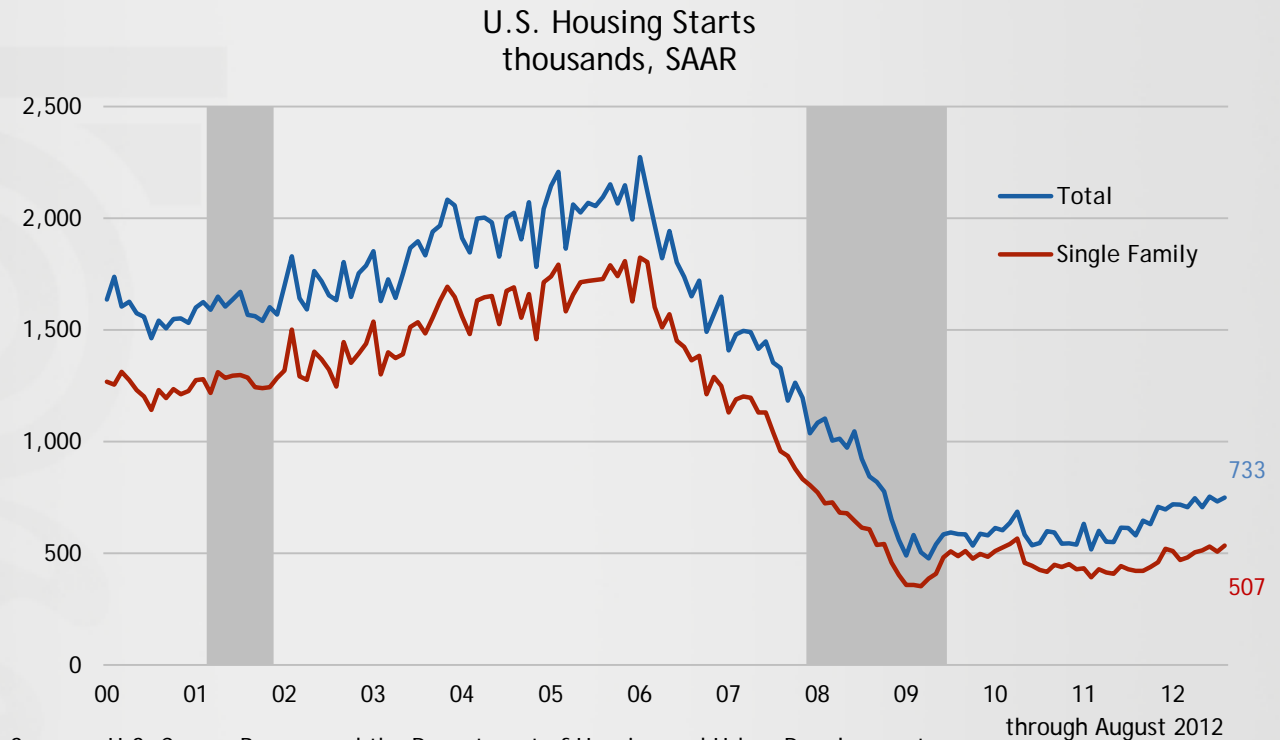
ADDITIONAL DETAIL

- The increase in retail sales from June to August were broad based, with only electronics and appliance stores posting declines.
- Retail sales are adjusted for seasonal variation, holidays, and the number of days in a month, but not inflation.

HOUSING

SUMMARY

The U.S. Census Bureau and the U.S. Department of Housing and Urban Development jointly reported that total housing starts increased 2.3 percent from July to August, while single-family starts increased 5.5 percent over the same period. Total starts increased 24.5 percent on a year-over-year basis while single-family starts increased 19.3 percent.



Sources: U.S. Census Bureau and the Department of Housing and Urban Development

HOUSING

SUMMARY

The National Association of Realtors reported total existing home sales increased 7.8 percent from July to August and increased 9.3 percent compared with a year ago.

