

Recovery Act

Program Performance Report

Fiscal Year 2009

Fiscal Year 2009 Recovery Act – Program Performance Report

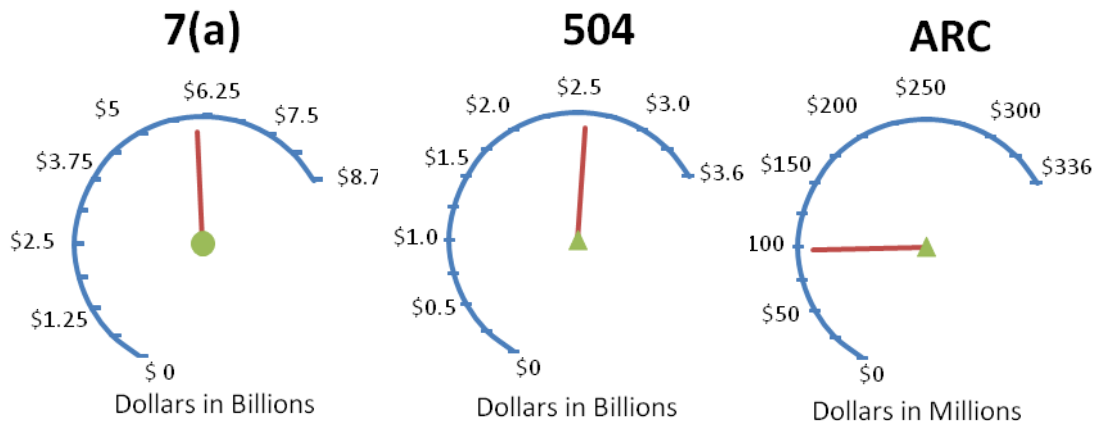
Program	Metric	Recovery Act Target for FY2009	Actual as of Sept 30, 2009
7(a)	Recovery Act Loans Approved, \$ ¹	\$4,050,000,000	\$6,111,692,263
	Small Businesses Assisted	17,700	27,660
	Jobs Created/ Retained, Estimated ²	202,500	290,233
504	Recovery Act Loans Approved, \$ ¹	\$1,630,000,000	\$2,631,218,000
	Small Businesses Assisted	2,500	4,532
	Jobs Created/ Retained, Estimated ²	32,600	53,186
Microloan	Loans Approved by Microlenders, \$	\$5,500,000	\$ -
	Jobs Created/ Retained, Estimated	1,600	-
ARC	Loans Approved, \$	\$190,000,000	\$93,350,300
	Small Businesses Assisted	6,200	2,877
	Jobs Created/ Retained, Estimated ²	31,000	26,356
Surety Bonds	Bid Bonds Issued Over \$2M, \$	\$42,000,000	\$119,388,000
	Final Bonds Issued Over \$2M, \$	\$12,000,000	\$47,570,000
	Jobs Created/ Retained, Estimated ³	80	203

- **The Fiscal Year 2009 Recovery Act period is from February 17, 2009 to September 30, 2009.**
- **Surety Bonds Program was implemented on March 27th, 2009**
- **ARC Loan Program was implemented on June 15th, 2009.**

Footnotes :

- 1 This is the total gross loan value approved. Typically, due to cancellations and loan size reductions, 15 – 20% of gross approval value does not get disbursed.
- 2 Data is self-reported by the borrower and appears in the SBA loan application form.
- 3 Data is calculated using historical ratios. The surety bond application form is being revised to collect this information from the applicant.

Program-to-Date Recovery Act Loan Approvals
out of Total Program Funds

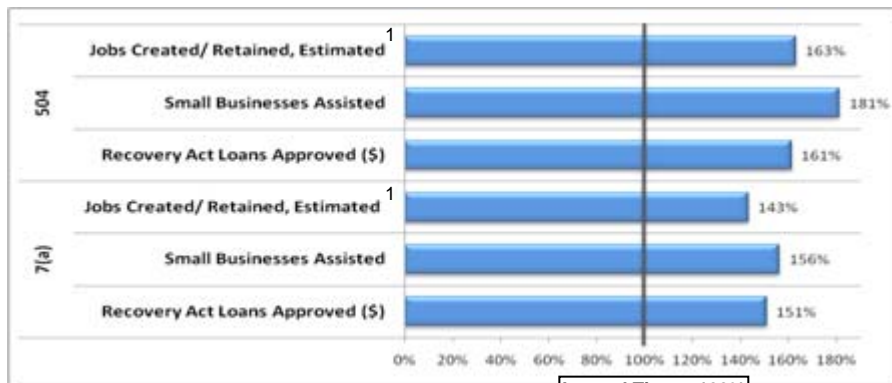


Approximately 69.9% of total FY2009 and FY2010 funds available for loan approvals in the 7(a) Loan Program, the 504 Loan Program, and the ARC Loan Program have been approved as of September 30, 2009

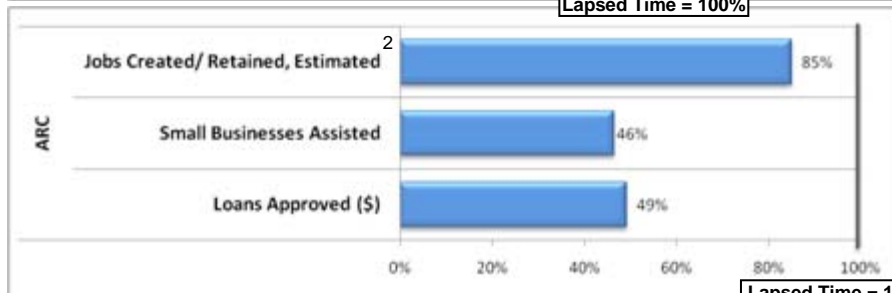
- The appropriations SBA received for the 7(a), 504, and ARC guaranteed loan programs will support approximately \$8.7 billion in 7(a) loans, \$3.6 billion in 504 loans, and \$336 million in ARC loans. These program totals are subject to change in FY 2010 following a year-end re-examination process.
- Microloans made using Recovery Act funds have been made to Microlenders and are available to Microborrowers.

Fiscal Year 2009 Recovery Act – Program Performance Report

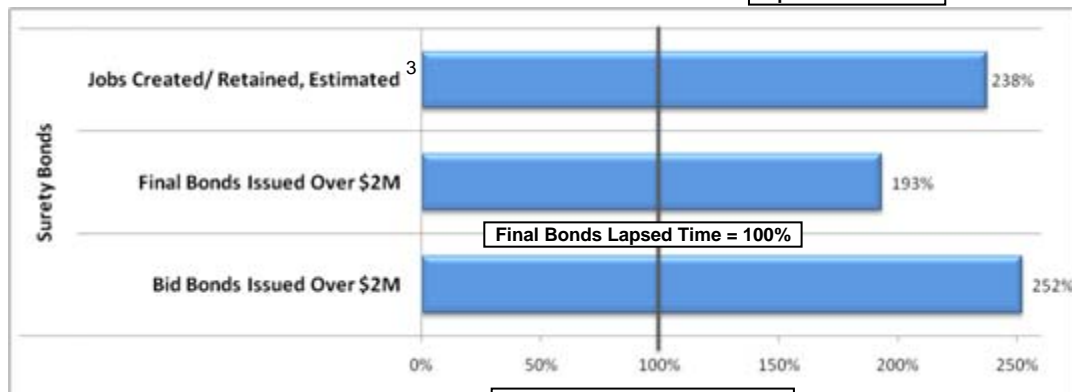
Percent of Fiscal Year 2009* Recovery Act Program Targets Achieved as of September 30, 2009



Lapsed Time = 100%



Lapsed Time = 100%



Final Bonds Lapsed Time = 100%

Bid Bonds Lapsed Time = 100%

* The Fiscal Year 2009 Recovery Act period is from February 17, 2009 to September 30, 2009. However, certain programs were not available until a later date. Thus, the lapsed time refers to the period between the program start date and the end of the 2009 Fiscal Year.

- 7(a) & 504: February 17th-September 30th
- ARC : June 15th – September 30th
- Surety Bid Bonds: March 27th – September 30th
- Surety Final Bonds: June 27th – September 30th
- The Surety Bond program was implemented on March 27, 2009. Companies use bid bonds when they bid on contracts and use final bonds for contracts awarded. As a result, issuance of Final bonds lag Bid bonds. Final bonds were not expected to be issued until June.
- Microloans made with Recovery Act funds was implemented on July 31, 2009.

Footnotes:

- 1 This is the total gross loan value approved. Typically, due to cancellations and loan size reductions, 15 – 20% of gross approval value does not get disbursed.
- 2 Data is self-reported by the borrower and appears in the SBA loan application form.
- 3 Data is calculated using historical ratios. The surety bond application form is being revised to collect this information from the applicant.