



CHAIRMAN OF THE JOINT CHIEFS OF STAFF INSTRUCTION

J-3
DISTRIBUTION: A, B, C

CJCSI 3115.01
30 May 2012

COMMON TACTICAL PICTURE REPORTING REQUIREMENTS

References: See Enclosure E.

1. Purpose. In accordance with references a through g, this instruction establishes reporting policies, responsibilities, and other activities required to initiate and maintain the Joint Task Force (JTF) Common Tactical Picture (CTP) to support the theater common operational picture (COP). It follows the guidance and general policies for the global command and control system (GCCS) family of systems (FoS) as addressed in reference a. Commanders will ensure local procedures comply with the Department of Defense Information Technology Standards Registry (DISR) and align with specific policy and procedures for standardized unique identifiers (UIDs) (references b and c). Although the general policies in this instruction provide a framework for standardization, commanders at all levels must determine specific detailed implementation procedures that meet the intent of this instruction.
2. Cancellation. Not applicable.
3. Applicability. This instruction applies to the United States Military Services, Joint Staff, Combatant Commands, and those activities and agencies reporting to the Chairman of the Joint Chiefs of Staff (CJCS). The term "Military Services" refers to the Army, Navy, Air Force, Marine Corps, and Coast Guard. Commanders of forces operating as part of a multinational (alliance or coalition) military command should follow U.S. CTP (SIPRNET) reporting procedures as well as multinational reporting instructions and procedures ratified by the United States. For reporting instructions and procedures not ratified by the United States, commanders should evaluate and follow the multinational command's intent on reporting and procedures, where applicable.

4. Policy. GCCS FoS offers the Combatant Commands the ability to rapidly provide military information to the Global COP Management Center, National Military Command Center, the Joint Staff, and Services as well as other echelons below Combatant Commands and agencies in accordance with reference d. GCCS FoS is a distributed data processing and exchange environment for developing a dynamic database of objects, allowing each user to filter and contribute to this database according to the user's area of responsibility (AOR) and command role. It is a key tool for commanders in planning and conducting joint operations and in monitoring execution and coordinating joint operations across Combatant Commands. The Commander, Joint Task Force (CJTF) CTP, uses GCCS-J as its primary means for sharing critical standing and situation-dependent information from the CJTF to the Combatant Commander (CCDR). Geographic CCDRs, CJTF, Services, and agencies will identify relevant CTP data requirements to assist the development of automated CTP capabilities to reduce manual track management tasks.

a. Secretary of Defense and Joint Staff. A CTP, feeding the theater COP, provides senior decision makers the necessary operational information from within a joint operations area (JOA) of a JTF to formulate strategic direction for CCDRs in accordance with references d and e.

b. Standardized Procedures. Standard procedures and conditions for transmitting to and from a CTP are necessary to facilitate situation reporting. These procedures must not only incorporate the management of tracks resident within the track management services functions of a CTP, but also integrate the Common Intelligence Picture with intelligence shared data services. Standardized procedures are necessary for the Military Services to provide CCDRs with personnel adequately trained in CTP management and reporting procedures. Use of standard CTP tactics, techniques, and procedures (TTPs) on a daily basis and during JTF exercises is necessary to ensure proficiency and continued development. A CTP is the standard JTF reporting and display tool for the full spectrum of any U.S. force engagement and at all levels of exercises, operations, and war. Examples include conditions warranting the establishment of JTFs, crisis situations to include humanitarian relief and noncombatant evacuation operations, joint field exercises, and normal daily operations.

c. Maintaining a CTP. CCDRs, functional commanders, and CJTF will establish standing and situation-dependent mission event reporting requirements across a wide range of military operations. This information will be used to maintain an accurate and timely CTP. It is key that the operational community retains the responsibility for the quality of the information contained in a CTP. CTP data integrity is both an operational and a technical responsibility.

d. Exercising Judgment. A CTP provides commanders the ability to share critical information in a secure, distributed data network, reinforced by commonly understood TTPs, training, and policy. The establishment of standing and situation-dependent CTP reporting requirements promotes the ability to maintain reliable, accurate, and timely exchange of information essential for mission success. A CTP is an evolving system, and the information requirements for a commander's CTP are situation dependent; hence, procedures will need modification as the system changes. As outlined in reference e, commanders will exercise judgment in applying joint procedures while still meeting the intent of joint instructions. This means that reporting policies, such as contained in this instruction, cannot possibly cover all operational and tactical situations. These TTPs, training, and policy provide a baseline that is adaptable to the situation at hand driven by the importance of the information to the commander, the force level needing to be observed, and the response being exercised. Manual input of data may overburden reporting cells. CCDRs must determine necessary information for the mission at hand and allow track managers to maintain a CTP at the appropriate level. Commanders have the flexibility to tailor reporting criteria if the situation warrants while striving to meet the intent of this instruction. Commanders should recommend any changes to reporting procedures in this document based on the use of CTP in tactical and sometimes operational situations.

5. Definitions

a. Common Operational Picture. A COP is a managed display of objects compiled from authoritative data sets derived from multiple tactical pictures (TPs) and Common Tactical Pictures (CTPs). The display can be tailored, organized, and arranged to depict a fused COP of a CCDR's AOR.

b. Common Tactical Picture. A CTP is the current depiction of the battlespace for a joint operations area within a CCDR's AOR. It is an accurate and complete display of relevant correlated, associated, and fused tactical data that integrates tactical information from multiple networks in support of a joint task force.

c. Tactical Picture (TP). A TP is the graphical representation of battles, engagements, and activities to achieve military objectives assigned to tactical units or task forces. It is a subset of the CTP and the COP. Each component of the JTF provides a separate TP. A TP can be created using various Joint and Service command and control (C2) systems.


d. See Glossary for the definition of other terms used in this instruction.

6. Responsibilities. Consistent with reference e, Combatant Commands should develop a single reporting structure for a CTP to facilitate clear,

accurate, and timely (real or near-real time) situational awareness (SA). CJTFs have ultimate responsibility for management of a CTP for their respective JOAs.

7. Releasability. This instruction is approved for public release; distribution is unlimited. Department of Defense (DoD) components (to include the Combatant Commands), other Federal Agencies, and the public may obtain copies of this instruction through the Internet from the CJCS Directives Home Page-<http://www.dtic.mil/doctrine>.

8. Effective Date. This instruction is effective upon receipt.



WILLIAM E. GORTNEY
Vice Admiral, USN
Director, Joint Staff

Enclosures:

- A - CTP Reporting Requirements
- B - Personnel and Training Requirements
- C - CTP Data Management
- D - Operation Task COP/CTP Message Format
- E - References
- GL - Glossary

TABLE OF CONTENTS

Part	Page
ENCLOSURE A – CTP REPORTING REQUIREMENTS	A-1
General	A-1
Baseline CTP Information	A-1
Basic CTP Development.....	A-2
Theater COP Relationship.....	A-2
Daily Operations	A-2
JFCC Information.....	A-3
Unified Action.....	A-3
Security Considerations.....	A-4
ENCLOSURE B – PERSONNEL AND TRAINING REQUIREMENTS	B-1
General	B-1
JDNO Training	B-1
JDNC Training	B-1
Skill Tracking.....	B-1
ENCLOSURE C – CTP DATA MANAGEMENT	C-1
General	C-1
Non-traditional.....	C-1
Responsibilities	C-1
Baseline CTP Information	C-1
ENCLOSURE D – OPERATION TASK COP/CTP MESSAGE FORMAT.....	D-1
ENCLOSURE E – REFERENCES.....	E-1
GLOSSARY OF ABBREVIATIONS AND DEFINITIONS	GL-1

<u>Figure</u>	<u>Page</u>
1. Basic CTP Development	A-3
2. CTP Relation to the Theater COP	A-4

(INTENTIONALLY BLANK)

ENCLOSURE A
CTP REPORTING REQUIREMENTS

1. General. The Secretary of Defense, Joint Staff, CCDRs, Services, supporting commanders, and DoD support agencies require information from a CJTF's JOA via a CTP. The CJTF is responsible for providing a CTP using the GCCS-J architecture to the CCDR and joint force component commanders (JFCC) (i.e., Joint Force Air Component Commander (JFACC), Joint Force Land Component Commander (JFLCC), Joint Force Maritime Component Commander (JFMCC) and Joint Force Special Operations Component Commander (JFSOCC)) according to the requirements in this instruction. To accomplish this, CJTFs maintain a CTP and designate reporting responsibility for elements within their respective JOAs. These requirements may be altered or modified by the CCDR and/or CJTF, if conditions warrant; however, the use of GCCS-J is a requirement.

a. A CTP consists of a collection of air, space, land, and maritime tracks and units. A track is a single entity reported on a CTP such as an aircraft, ship, theater ballistic missile, or emitter location. A unit can designate operationally significant items such as an aggregation of military personnel, weapon systems, vehicles, and support elements. Unless track and/or unit reporting are automated, manual inputs may be limited to the most operationally significant items as determined by the CJTF or specifically designated by the CCDR. The size of reported forces will vary by combatant command, operation, situation, and plan.

b. The purpose of reporting requirements is to provide consistent and critical operational environment status information to commanders at all levels so they can make decisions, analyze the environment, and plan operations. This instruction provides specific requirements to build and properly manage an accurate CTP. To achieve the goals of this instruction, the reporting system must be flexible enough to allow for: differences in organizational structures; situational variances caused by the operation at hand; and different operating styles of each CJTF. Hence, CJTFs have the responsibility of designating the appropriate level of information required to ensure a CTP accurately displays the current situation in their respective JOA. The JTF Joint Data Network Operations Cell (JDNC) for the CJTF, and JFCCs' operation centers play key roles in providing the level of detail necessary to build an accurate CTP. Specific reporting requirements may be further defined during crisis action planning.

2. Baseline CTP Information. CJTFs establish CTP reporting requirements and ensure that those reporting requirements are satisfied through CTP TTPs, training and policy. Functions that support CTP reporting must be joint and universal in application. In addition to the JFCC information, other

organizations and agencies (e.g. National Maritime Intelligence Center [NMIC]) contribute to the CJTF's CTP. Baseline CTP information includes overlays (graphical positioned over display), amplifying information, and current position and associated movement data for hostile, neutral, and friendly, including interagency, forces of interest within a CJTF's JOA.

3. Basic CTP Development

a. A CTP is developed across a Joint Data Network (JDN) that comprises several digital data networks, each of which is optimized to enable both improved SA and commander's decision cycle. Due to JDN's considerable complexity, a JDN Operations Officer (JDNO) is required to effectively plan and manage JDN operations (see reference f). A GCCS-J CTP is generated and displayed within the JTF headquarters, shared with the JFCCs, and forwarded to the CCDR as an input to the theater COP. CJTFs have the responsibility to direct procedures for components and deployed forces within their respective JOAs to maintain an accurate CTP. The CJTF coordinates/tasks organizations via an Operation Task (OPTASK) CTP released specifically for the JTF (Enclosure D).

b. JFCCs within the CJTF's JOA consolidate, manage, and forward track and/or unit data. The JDNO, per reference f, is responsible to the CJTF for integrating data from the supporting JFCCs into a common database used to generate a CTP. JFCCs forward their local tactical picture (TP) to the JTF JDNC for creation of the CJTF CTP. Figure 1 depicts CTP information exchanges in a single theater of operations among the CJTF and JFCCs for maritime, air, space, land, and special operations forces to form a CTP.

4. Theater COP Relationship. The theater COP receives its data (correlated and fused) in near-real and/or non-real time and amplifying data from a CTP and additional data sources, as depicted in Figure 2. Specific responsibilities, resources required, and reporting requirements are detailed in reference a.

5. Daily Operations. A CTP is an integral part of daily operations for Combatant Commands, components, and DoD support agencies. Each JFCC will provide access to TP data from within its respective operational environment to the CJTF that depicts current tactical information. JFCCs will adhere to the guidance below and any additional information JFCCs deem significant to their operational environment. JFCCs are responsible for establishing air, space, land, maritime, and military assistance to civil authorities CTP-COP reporting requirements based on standing and situation dependent mission events.

- a. JFACC has reporting and track management responsibility for all airborne and space contacts within the JOA, with the exception of naval maritime air contacts.
- b. JFLCC has reporting and track management for conventional ground forces within the JOA.
- c. JFMCC has reporting and track management for naval maritime air, surface and subsurface tracks within the JOA.
- d. JFSOCC has reporting and track management for special operations ground forces within the JOA.
- e. Intelligence data may come from the JFCC tactical sensors or from external sources.

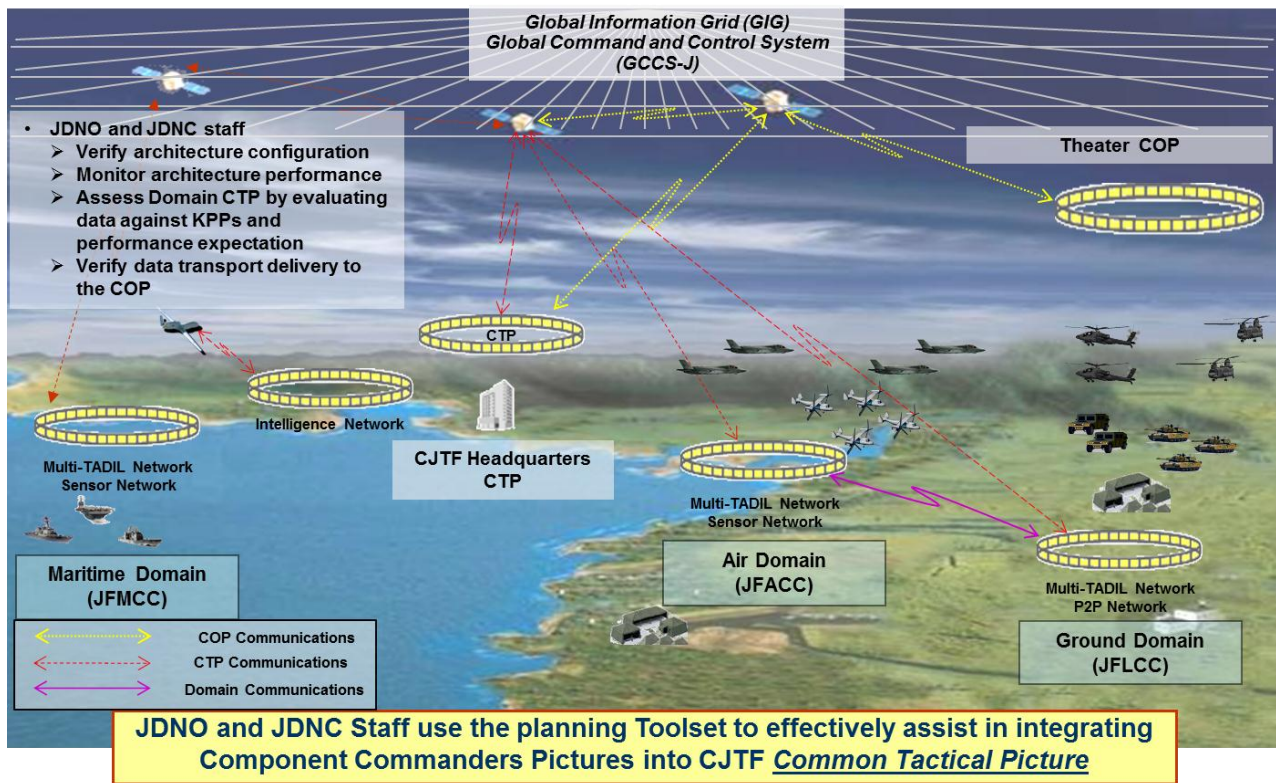


Figure 1. Basic CTP Development

6. JFCC Information. Service components will ensure that their GCCS FoS variant stays synchronized with GCCS-J version updates in order to comply with the JTF CTP reporting requirements.

7. Unified Action. Operations may involve participation of nonmilitary organizations or agencies. In some instances, these agencies will function to provide reporting of information. However, there may be cases where a CTP will be useful to these agencies in their role. Some nonmilitary agencies equipped with only GCCS-J will need a CTP transmitted to them. For other agencies that do not have a CTP, it may be appropriate to provide a temporary GCCS-J capability. For unified actions, the proper security requirements shall be met before the release of information.

8. Security Considerations. Both the Combatant Command and CJTF classification authority must provide active oversight of the COP to ensure proper classification and accreditation for hardware, software, and distribution nodes.

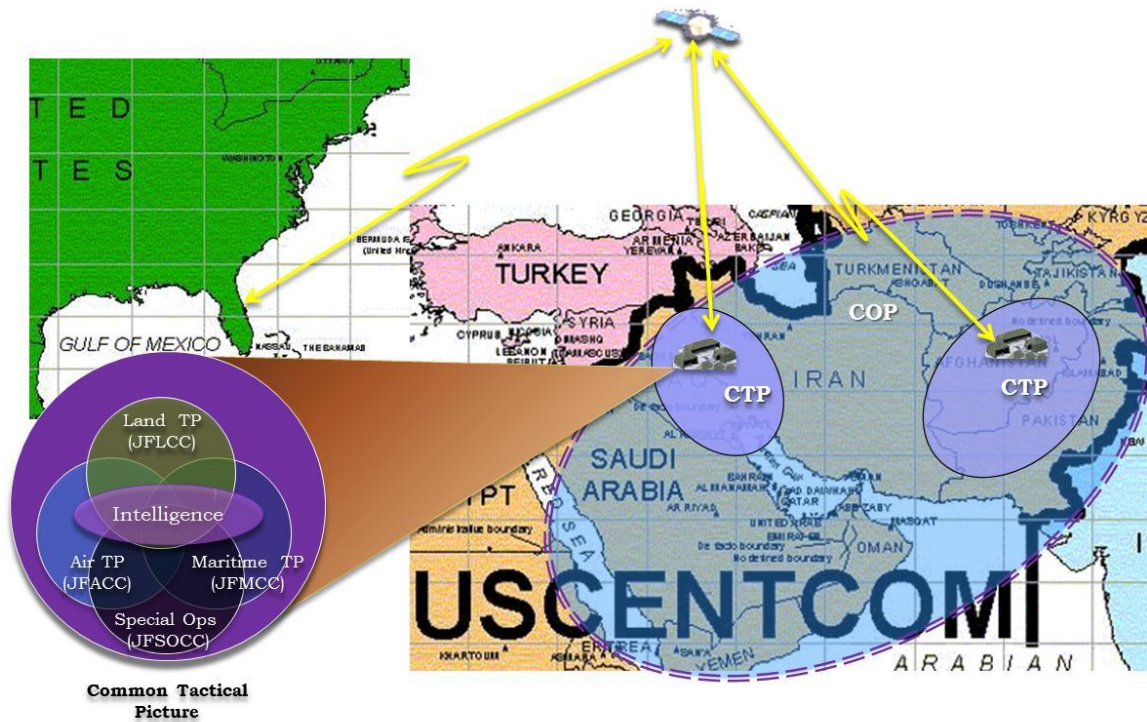


Figure 2. CTP Relation to the Theater COP

ENCLOSURE B
PERSONNEL AND TRAINING REQUIREMENTS

1. General. Specific guidance that describes and defines the duties and responsibilities, organization, manning, and training of the JDNO and JDNC can be found in the reference f.

a. Formal Training. Joint Staff (JS) J7 is responsible for formulating policies for coordinating the training of joint component JDNO equivalent (JCE) and JDNO training. CCDRs ensure the readiness of assigned headquarters staff designated to perform as a JTF or functional component headquarters staff. In accordance with CJCSI 3500.01F, CCDRs train assigned CJE and JDNOs using JS J7 approved training.

b. Functional Component JDNO Equivalent (CJE). To support CTP planning, coordination, and execution requirements, each component will establish a CJE billet, with supporting staff, at appropriate headquarters elements.

2. JDNO Training. Increased emphasis on joint data integration and information exchange requirements has placed greater demands on interface planning, execution, and management. These increased demands require that the JDNO be formally trained in JDN Ops. This formal joint training will supplement, but not replace, Service-specific operational training. JDNO training will be conducted at a designated joint school house/field environment and will build upon the foundation of Service-specific training to provide essential skills to plan and execute JDN Ops.

3. JDNC Training. Personnel assigned to a JDNC must be trained prior to arrival or have requisite experience. Services are to incorporate Joint Core Competency (JCC) training, identified in the COP Joint Training Requirements Matrix (JTRM) 03, into their training strategies and provide personnel to CCDRs that are capable of performing JCCs at an initial qualification level of proficiency. The COP JTRM 03 is located at reference g. CCDRs are to implement mission qualification proficiency training and provide operational refresher training as needed and identify all GCCS-J billets on joint manning documents.

4. Skill Tracking. The Services will develop means to identify and track qualified COP/CTP data managers and collaborate with the JS J1 to facilitate the identification of trained personnel for potential deployment in support of contingency operations (JTF staff, crisis action support, etc.).

(INTENTIONALLY BLANK)

ENCLOSURE C
CTP DATA MANAGEMENT

1. General. Information to build SA is time sensitive. Real time, near-real time, and non-real time information serves to provide a commander a sense of the value of information. Delays due to data processing, slow communications networks, or any other transport delays can degrade the value of information. It is imperative that data managers understand the time value of data being displayed, take action to ensure timeliness of track information on a CTP and comply with reporting criteria contained in Theater COP guidance and JTF OPTASK COP/CTP Supplement for the JOA.

a. Data Sources. Data can originate from a variety of sources both in and outside an AOR and can be incorporated into the CTP via automated or manual methods. Common sources of CTP data may be found in reference f.

b. CTP Management. Management of CTP data requires planning and the development of organizational relationships. Additionally, a standard set of processes and TTP are necessary to develop and maintain the Service/Functional Component's TPs and the JTF Commander's CTP. Reference f provides specific information regarding the management of CTP data.

2. Non-traditional. Civilian agencies may employ similar principles but may not have the same degree of internal C2 as the U.S. military. Across agency lines, intergovernmental organizations and nongovernmental organizations tend to coordinate because there is a perceived mutually supportive interest, not because of any formalized C2. Specific guidance pertaining to non-traditional operations involving the development of a CJTF CTP may be found in the reference f.

3. Responsibilities

a. CJTF

(1) Maintain and manage a CTP for their respective JOA, in accordance with the CCDR's reporting requirements, using procedures outlined in references c and f.

(2) Liaise with multinational forces within the JOA to ensure their inclusion in the COP in accordance with multinational (or bilateral) agreements. If no agreement exists, liaise with the combatant command and Department of State to address releasability concerns.

(3) Establish a JDNO to manage a CTP for the CJTF.

(4) Establish a JDNC in accordance with CJCSM 3115.01 Series to support the JDNO.

(5) Assist in the development of firewall rule-sets for data sharing requirements.

b. JDNO/JDNC

(1) Ensure reporting requirements are met and arbitrate any conflicts in track information among reporting elements.

(2) Work with other staff members to ensure tasked sensors and reporting systems support the CJTF's CTP requirements.

(3) Ensure adequate communications capabilities exist to support receipt and distribution of CTP data.

(4) Specify appropriate filters and establish effective database management procedures that ensure reliable dissemination of CTP data.

(5) Maintain the CJTF's CTP at the appropriate level of detail defined by the CCDR or CJTF for the operations at hand.

(6) Maintain the integrity of the CCDR's COP topology in accordance with the CCDR's COP concept of operations and TTP.

(7) Assist in the development of firewall rule-sets for data sharing requirements.

ENCLOSURE D
OPERATION TASK COP/CTP MESSAGE FORMAT

The purpose of the USMTF Operation Task (OPTASK) COP/CTP template is to provide standardized format for reporting policies and responsibilities required to initiate and maintain the Global, Theater, and Service component Commander's COP; the JTF CTP; and JFCCs TP. The following is the MIL-STD 6040 (2006) OPTASK COP/CTP.

MSGID/OPTASK COP-CTP/MIL-STD-6040(SERIES)/B.0.01.00/CCDR/1201003
/20090214T132530Z/DEV/2/USA/UNCLASSIFIED//
REF/A/TYPE:DOC/GCCS COP REPORTING RQMTS/CJCS/31OCT2008/CJCSI 3151.01B//
REF/B/TYPE:DOC/JOINT DATA NETWORK OPERATIONS MANUAL/CJCS/03DEC2008
/CJCSM3115.01B//
REF/C/TYPE:DOC/CCDR COP SOP/CCDR/06JUL2009//
REF/D/TYPE:DOC/JCS UID ASSIGNMENT AND REGISTRATION GUIDANCE/JCS
/141619ZJUN2004/JS DJ3 (SC)//
POC/CRUISE, TOM/CDR/CCDR/CAMP MAVERICK, CA/DSN:123-456-7890
/EMAIL:TOM.CRUISE@CCDR.MIL//
AKNLDG/YES/NOTIFY POC VIA E-MAIL//
PERIOD/141200ZAPR2009/UFN//
GENTEXT/WEBSITE DETAILS/ALL REFERENCE AND GUIDANCE FOR THEATER COP
OPERATION
CAN BE FOUND ON THE CCDR J36 WEBSITE//
WEBSITE/CCDR/WWW.COP.CCDR.SMIL.MIL//
GENTEXT/PURPOSE/THIS MESSAGE PROVIDES POLICY AND GUIDANCE AND OUTLINES
REPORTING AND MANAGEMENT RESPONSIBILITIES FOR MAINTAINING THE COP. IT
IDENTIFIES KEY PERSONNEL, RELATIONSHIPS, RESPONSIBILITIES, OPERATIONAL
TASKS, AND TRUSTED NETWORKS TO EXCHANGE INFORMATION EFFECTIVELY TO
ACHIEVE MISSION SUCCESS THROUGH THE USE OF A COP//
GENTEXT/GUIDANCE AND POLICY/
THE COP CONSISTS OF THE COMMON TRACK/UNIT DATABASE, COMBINED WITH SHARED
GRAPHICS AND ASSOCIATED AMPLIFYING DATA FOR THE AOR. THIS INCLUDES
GRAPHICAL OVERLAYS (E.G., METEOROLOGICAL AND OCEANOGRAPHIC CENTER
(METOC), IMAGERY, ATO, ETC.) AND NEAR-REAL TIME POSITIONS OF FRIENDLY, NEUTRAL,
AND HOSTILE GROUND, MARITIME AND AIR TRACKS/UNITS. THE COP IS COMPILED
FROM COMMON TACTICAL PICTURES (CTPS) DEVELOPED BY THE THEATER REGIONAL
COMMANDS BASED ON SPECIFIC MISSIONS AND AORS. SITES THAT PROVIDE CTPS
TO THE COP ARE CALLED COP CORRELATION SITES (CCS). THE CCS ARE:
COMPONENT, SUB-UNIFIED, JTF, AND AUTHORIZED SUPPORTING COCOMS, SERVICES,
AND AGENCIES (C/S/A'S)//
GENTEXT/FOREIGN DISCLOSURE GUIDANCE/IF THERE ARE ANY FOREIGN DISCLOSURE
ISSUES HAVE YOUR FOREIGN DISCLOSURE OFFICER PROVIDE THE REQUIRED GUIDANCE
FOR THIS MESSAGE//
GENTEXT/ORGANIZATIONAL RELATIONSHIPS/
A. JOINT FORCE AIR COMPONENT COMMANDER HAS REPORTING AND TRACK
MANAGEMENT RESPONSIBILITY FOR ALL AIRBORNE CONTACTS WITHIN THE AOR WITH
THE EXCEPTION OF NAVAL MARITIME AIR CONTACTS//
B. JOINT FORCE MARITIME COMPONENT COMMANDER HAS REPORTING AND TRACK
MANAGEMENT RESPONSIBILITY FOR ALL NAVAL MARITIME AIR, SURFACE AND
REPORTABLE SUB-SURFACE TRACKS WITHIN THE ENTIRE AOR//

C. JOINT FORCE LAND COMPONENT COMMANDER IS RESPONSIBLE FOR TRACK REPORTING AND MANAGEMENT FOR CONVENTIONAL GROUND FORCES WITHIN THE AOR //

D. JOINT FORCE SPECIAL OPERATIONS COMPONENT COMMANDER IS RESPONSIBLE FOR TRACK REPORTING AND MANAGEMENT FOR SPECIAL OPERATIONS GROUND FORCES WITHIN THE AOR//

GENTEXT/NAMING CONVENTIONS/IAW REF C//

HEADING/COP-CTP RESPONSIBILITIES AND DUTIES//

GENTEXT/COMPONENT JDN OPERATIONS EQUIVALENT/DUTIES AS REQUIRED//

HEADING/ARCHITECTURE CONFIGURATION//

CSTCHNL/1/PACOM/CPF/PACAF/USAPAC/MARFORPAC//

NETHOST/PACOM/XXX/CCDR1X/IPV4:123.456.789.12/EXTERNAL/PRIMARY COP//

PARAMETR/PACOM1X/P1X/UNCHECKED/CSTSTCP/PACOM1X/0001/0002

/ICSF4.5.2.OP7 AND ABOVE/DEFAULT/UNCHECKED//

PERMISSN/PACOM/CHECKED/CHECKED/CHECKED/CHECKED/CHECKED//

PERMISSN/CPF/CHECKED/UNCHECKED/UNCHECKED/CHECKED/CHECKED//

PERMISSN/PACAF/UNCHECKED/CHECKED/UNCHECKED/UNCHECKED/UNCHECKED//

PERMISSN/USAPAC/UNCHECKED/CHECKED/UNCHECKED/UNCHECKED/UNCHECKED//

PERMISSN/MARFORPAC/UNCHECKED/CHECKED/UNCHECKED/UNCHECKED/UNCHECKED//

GFILTER/OUTCOMMS/CST OUTCOMM/CONTROL DATA OUTPUT/MATCH/ALL/ALL//

FLTRSHAP/POLYGON/OUTSIDE/-/-/320000N1118000W/310000N1117000W

/300000N1116000W/320000N1115000W//

GFILTER/INCOMMS/CST INCOMM 1/CONTROL DATA INPUT/MATCH/ALL/RAW//

FLTRSHAP/POLYGON/INSIDE/-/-/320000N1118000W/310000N1117000W

/300000N1116000W/320000N1115000W//

TRCKTYPE/ALL//

FLROPMOD/FOTC/NON FOTC/AMBG//

SCOPE/OTH/LOCL/TERM//

REALEXER/REAL WORLD//

CATEGORY/FRD-AIR/ALL-ALL/UNK-PND//

GENTEXT/CST CHANNEL AMPLIFICATION/IF NECESSARY, USE TO ADD ADDITIONAL INFORMATION THAT MAY BE NECESSARY TO AMPLIFY CST CHANNEL REQUIREMENTS//

GENTEXT/CST ARCHITECTURE AMPLIFICATION/IF NECESSARY, USE TO ADD ADDITIONAL INFORMATION MAY BE NECESSARY TO AMPLIFY THE CST ARCHITECTURE//

TIMESYNC/PRI/NTP-USNO/IPV4:123.432.55.00//

TIMESYNC/ALT/ALT-1/IPV4:334.34.342.000//

GENTEXT/TIME SYNCHRONIZATION COORDINATION/IF NECESSARY, USE TO AMPLIFY WITH INFORMATION NECESSARY TO CORRECTLY CONDUCT TIME SYNCHRONIZATION//

DATASRCE/LINK//

NETHOST/JRE/-/13AF/IPV4:123.234.345.345/EXTERNAL

/PRIMARY THEATER AIR AND SPACE LINK INJECT//

GENTEXT/DATA INJECT SOURCE INSTRUCTIONS/EMPTY//

DATASRCE/LINK//

NETHOST/ADSI/-/CPF CST-1/IPV4:342.543.333.124/EXTERNAL

/SECONDARY THEATER AIR AND SPACE LINK INJECT//

GENTEXT/DATA INJECT SOURCE INSTRUCTIONS/EMPTY//

TRKLMT4/5800/500/2000/100/2800/25/25/25/25/0/0/0/0/0/11300//

LINKARCV/FRD/00-01-00/00-01-00/00-01-00/00-01-00/00-01-00/00-01-00/00-01-00

/00-01-00/00-01-00/00-01-00//

LINKARCV/HOS/00-01-00/00-01-00/00-01-00/00-01-00/00-01-00/00-01-00/00-01-00

/00-01-00/00-01-00/00-01-00//

LINKARCV/NEU/00-01-00/00-01-00/00-01-00/00-01-00/00-01-00/00-01-00
/00-01-00/00-01-00/00-01-00//
LINKARCV/AFD/00-01-00/00-01-00/00-01-00/00-01-00/00-01-00/00-01-00/00-01-00
/00-01-00/00-01-00/00-01-00//
LINKARCV/SUS/00-01-00/00-01-00/00-01-00/00-01-00/00-01-00/00-01-00/00-01-00
/00-01-00/00-01-00/00-01-00//LINKARCV/PND/00-01-00/00-01-00/00-01-00/00-01-00
/00-01-00/00-01-00/00-01-00/00-01-00/00-01-00/00-01-00//
LINKARCV/UNK/00-01-00/00-01-00/00-01-00/00-01-00/00-01-00/00-01-00/00-01-00
/00-01-00/00-01-00/00-01-00//
LNKAUDEL/FRD/00-01-00/00-01-00/00-01-00/00-01-00/00-01-00/00-01-00/00-01-00
/00-01-00/00-01-00/00-01-00//
LNKAUDEL/HOS/00-01-00/00-01-00/00-01-00/00-01-00/00-01-00/00-01-00/00-01-00
/00-01-00/00-01-00/00-01-00//
LNKAUDEL/NEU/00-01-00/00-01-00/00-01-00/00-01-00/00-01-00/00-01-00/00-01-00
/00-01-00/00-01-00/00-01-00//
LNKAUDEL/AFD/00-01-00/00-01-00/00-01-00/00-01-00/00-01-00/00-01-00/00-01-00
/00-01-00/00-01-00/00-01-00//
LNKAUDEL/SUS/00-01-00/00-01-00/00-01-00/00-01-00/00-01-00/00-01-00/00-01-00
/00-01-00/00-01-00/00-01-00//
LNKAUDEL/PND/00-01-00/00-01-00/00-01-00/00-01-00/00-01-00/00-01-00/00-01-00
/00-01-00/00-01-00/00-01-00//
LNKAUDEL/UNK/00-01-00/00-01-00/00-01-00/00-01-00/00-01-00/00-01-00/00-01-00
/00-01-00/00-01-00/00-01-00//
CTIAUDEL/BLACK/FAA/00-02-00//
GENTEXT/SERVER UID CONVENTIONS/GCCS SERVER UID CONVENTIONS/ALL GCCS
SERVERS SHALL MEET THE UID REQUIREMENTS DEFINED IN REF D IN ORDER TO
PARTICIPATE IN THE EXERCISE CTP//
GENTEXT/ARCHITECTURE CONFIGURATION AMPLIFICATION/ IF NECESSARY, USE TO
AMPLIFY
WITH INFORMATION NECESSARY TO CORRECTLY CONFIGURE THE ARCHITECTURE//
HEADING/DATABASE MANAGEMENT//
GENTEXT/DATABASE MANAGEMENT RESPONSIBILITIES/IF NECESSARY, USE TO AMPLIFY
WITH INFORMATION NECESSARY TO ASSIGN AND COORDINATE DBM RESPONSIBILITIES//
UPDCRIT/SUR/ALL/15 MIN//
UPDCRIT/AIR/ALL/3 MIN//
DELCRIT/SUR/ALL/24 HRS//
DELCRIT/AIR/ALL/1 HR//
GENTEXT/ATO-ACO IMPORT-EXPORT/THE ACC IS RESPONSIBLE FOR
DISSEMINATING ATO AND ACO MESSAGES VIA CST TO A CTP ARCHITECTURE.
THIS WILL ENSURE THAT UNITS CAN UPDATE PIF/ID NICKNAME TABLES ON LOCAL
GCCS SERVERS. PARTICIPANTS ARE RESPONSIBLE FOR PURGING OLD ATO/ACO
FILES AND REPOPULATING THEIR SYSTEMS WITH NEW FILES WHEN RECEIVED//
GENTEXT/OVERLAY IMPORT-EXPORT/AOR OVERLAY MANAGEMENT WILL BE THE
RESPONSIBILITY OF ALL PARTICIPANTS AND WILL BE AGGRESSIVELY MAINTAINED
AT ALL LEVELS. GCCS AND C2PC OVERLAYS WILL BE MAINTAINED AND POSTED TO
CCDR WEBSITE//
HEADING/COP-CTP COORDINATION//
GENTEXT/VOICE/JDNC CAN BE CONTACTED AT (123)987-6543//
GENTEXT/CHAT/CTP COORDINATION AND ARCHITECTURE TROUBLESHOOTING WILL BE
ACCOMPLISHED VIA SIPRNET IRC CHAT. ALL PARTICIPANTS THAT HAVE ACTIVE
GCCS SERVERS IN THE ARCHITECTURE ARE REQUIRED TO MONITOR THE SIPR CHAT
CHANNEL CONTINUOUSLY (24/7) DURING THE EXERCISE.
- SIPR IRC SERVER NAME: 123.123.12.123
- CHAT CHANNEL = AOR_COP//

GENTEXT/SITUATION REPORTS/SITREP WILL PROVIDE VIA CHAT HOURLY IN THE FOLLOWING FORMAT:...//
GENTEXT/DAILY INTENTIONS/THEATER JDNO WILL PROVIDE A DAILY MESSAGE PROVIDING DAILY GUIDANCE//
GENTEXT/COORDINATED SHIFT PROCEDURES/WILL BE COORDINATED ON THE IN CHAT//
HEADING/INFORMATION SHARING//
GENTEXT/COMMAND AND CONTROL PERSONAL COMPUTER (C2PC)/ACCOUNT REQUEST.
A. AOR PERSONNEL OR OTHER SUPPORTING COMMANDS REQUIRING C2PC ACCOUNTS WILL EMAIL ACCOUNT REQUEST TO JDNO(AT)CCDR.SMIL.MIL WITH FOLLOWING INFORMATION: NAME AND COMMAND OF REQUESTOR, JUSTIFICATION FOR C2PC ACCOUNT, CONTACT PHONE NUMBER, AND SIPR EMAIL ADDRESS.
- AOR C2PC GATEWAY IP ADDRESS: 234.123.124.111, NETMASK 225.555.555.5
- AOR C2PC GATEWAY VERSION 5.9.3.2P7. C2PC CLIENTS MUST BE VERSION 5.9.3.2P7 OR GREATER.
B. NON-JTF MEMBERS WILL CONTACT THE CCDR DFC VIA SIPRNET EMAIL AT JDN (AT)CCDR.SMIL.MIL WITH C2PC ACCOUNT REQUESTS WITH FOLLOWING INFORMATION: NAME AND COMMAND OF REQUESTOR, JUSTIFICATION FOR C2PC ACCOUNT, CONTACT PHONE NUMBER, AND SIPR//

ENCLOSURE E
REFERENCES

- a. CJCSI 3151.01 series, "Global Command and Control System Common Operational Picture Reporting Requirements."
- b. "Joint Staff J-3 Command Systems Division 191507ZMAY04.
- c. Department of Defense Information Technology Standards Registry current Baseline Release located on the NIPRNET at <https://disronline.csd.disa.mil> and on the SIPRNET at <http://disronline.disa.smil.mil/a/DISR>.
- d. Director, Joint Staff, 22 June 2007, "Global Command and Control Common Operational Picture (COP) Concept of Operations."
- e. CJCSM 3150.01 Series, "Joint Reporting Structure General Instructions."
- f. CJCSM 3115.01 Series, "Joint Data Network Operations."
- g. GCCS Single Service Training Manager Web site located on the NIPRNET at <https://afkn.wpafb.af.mil/community/views/home.aspx?Filter=24638>.

(INTENTIONALLY BLANK)

GLOSSARY OF ABBREVIATIONS AND DEFINITIONS

PART I – ABBREVIATIONS AND ACRONYMS

AOR	area of responsibility
ATO	air tasking order
C2PC	Command and Control Personal Computer
CCDR	Combatant Commander
CCS	COP correlation site
CJCS	Chairman of the Joint Chiefs of Staff
CJCSI	Chairman of the Joint Chiefs of Staff Instruction
CJCSM	Chairman of the Joint Chiefs of Staff Manual
CJE	component JDNO equivalent
CJTF	Commander, joint task force
COP	common operational picture
CTP	common tactical picture
DoD	Department of Defense
GCCS	Global Command and Control System
GCCS-J	Global Command and Control System - Joint
GIG	Global Information Grid
JCC	Joint Core Competency
JDN	joint data network
JDNC	joint data network operations cell
JDNO	joint data network operations officer
JFACC	joint force air component commander
JFMCC	joint force maritime component commander
JFLCC	joint force land component commander
JFSOCC	Joint force special operations component commander
JOA	joint operations area
JRE	Joint Range Extension
JS	Joint Staff
JSOTF	joint special operations task force
METOC	meteorological and oceanographic
MIL-STD	military standard
NIPRNET	Non-secure Internet Protocol Router Network
OPTASK	operation task
OPTASK COP/CTP	OPTASK common operational picture/common tactical

OPTASK CTP	picture OPTASK common tactical picture
PIF	pseudo identification feature
POC	point of contact
SIPRNET	Secret Internet Protocol Router Network
SOP	standing operating procedure
TP	tactical picture
TTP	tactics, techniques, and procedures
UID	unique identifier
USA	United States Army
USAF	United States Air Force
USCG	United States Coast Guard
USMC	United States Marine Corps
USN	United States Navy

PART II -- TERMS AND DEFINITIONS

Note: Unless otherwise stated, the terms and definitions contained in this glossary are for the purposes of this manual only. A definitional entry in the Glossary is not approved for general, DoD-wide use and inclusion in the Joint Publication 1-02, "Department of Defense Dictionary of Military and Associated Terms" (JP 1-02) unless followed by an explanatory, parenthetical caption such as: "(JP 1-02. Source: JP X-xx [i.e., the source-document from which the terminology was derived])."

Commander's Critical Information Requirement. An information requirement identified by the commander as being critical to facilitating timely decision-making. The two key elements are friendly force information requirements and priority intelligence requirements. Also called CCIR. (JP 1-02. Source: JP 3-0.)

Common Operational Picture. A single identical display of relevant information shared by more than one command that facilitates collaborative planning and assists all echelons to achieve situational awareness. Also called COP. (JP 1-02. Source: JP 3-0)

Common Tactical Picture. An accurate and complete display of relevant tactical data that integrates tactical information from the multi-tactical data link network, ground network, intelligence network, and sensor networks. Also called CTP. (JP 1-02. Source: JP 3-01)

Information Exchange Requirement. An exchange of information that is essential to command and control; enabling the situational needs of the joint task force and component commanders' to support force employment and decision making. Also called IERs.

Interoperability.

1. The ability to operate in synergy in the execution of assigned tasks. (JP 1-02. Source: JP 3-0).
2. The condition achieved among communications-electronics systems or items of communications-electronics equipment when information or services can be exchanged directly and satisfactorily between them and/or their users. The degree of interoperability should be defined when referring to specific cases. (JP 1-02. Source: JP 6-0)

Joint Data Network. A network that carries near-real time tactical digital information link and multi-sensor early warning information in support of joint theater air, missile defense, and attack operations. Also called the JDN.

OPTASK message. Operational tasking message in U.S. message text format.

Priority Intelligence Requirement. An intelligence requirement stated as a priority for intelligence support, that the commander and staff need to understand the adversary or the operational environment. Also called PIR. (JP 1-02. Source: JP 2-0.)

Tactical Picture. The real time or near real time integrated battle picture derived from sources managed by a component commander of the joint task force that is a subset of the common tactical picture. Also called TP.